



**Treasurer & Tax Collector**  
CITY AND COUNTY OF SAN FRANCISCO

**José Cisneros**  
TREASURER

Investment Report for the month of August 2024

September 15, 2024

**The Honorable London N. Breed**  
Mayor of San Francisco  
City Hall, Room 200  
1 Dr. Carlton B. Goodlett Place  
San Francisco, CA 94102-4638

**The Honorable Board of Supervisors**  
City and County of San Francisco  
City Hall, Room 244  
1 Dr. Carlton B. Goodlett Place  
San Francisco, CA 94102-4638

Colleagues,

In accordance with the provisions of California State Government Code, Section 53646, we forward this report detailing the City's pooled fund portfolio as of August 31, 2024. These investments provide sufficient liquidity to meet expenditure requirements for the next six months and are in compliance with our statement of investment policy and California Code.

This correspondence and its attachments show the investment activity for the month of August 2024 for the portfolios under the Treasurer's management. All pricing and valuation data is obtained from Interactive Data Corporation.

**CCSF Pooled Fund Investment Earnings Statistics \***

<i>(in \$ million)</i>	Current Month		Prior Month	
	Fiscal YTD	August 2024	Fiscal YTD	July 2024
Average Daily Balance	\$ 15,796	\$ 15,949	\$ 15,643	\$ 15,643
Net Earnings	98.11	49.95	48.15	48.15
Earned Income Return	3.66%	3.69%	3.62%	3.62%

**CCSF Pooled Fund Statistics \***

<i>(in \$ million)</i>	% of Portfolio	Book Value	Market Value	Wtd. Avg. Coupon	Wtd. Avg. YTM	WAM
U.S. Treasuries	23.15%	\$ 3,761.4	\$ 3,677.7	1.43%	2.07%	573
Federal Agencies	44.21%	7,060.1	7,023.8	3.45%	3.66%	643
Public Time Deposits	0.19%	30.0	30.0	5.35%	5.35%	122
Negotiable CDs	9.37%	1,487.0	1,488.6	5.49%	5.49%	108
Commercial Paper	8.16%	1,295.4	1,296.0	0.00%	5.37%	114
Medium Term Notes	0.22%	33.9	34.3	3.99%	4.80%	717
Money Market Funds	11.17%	1,775.1	1,775.1	5.22%	5.22%	1
Supranationals	2.90%	464.3	461.0	2.38%	2.38%	501
Secured Bank Deposit	0.64%	101.1	101.1	5.35%	5.35%	1
<b>Totals</b>	<b>100.0%</b>	<b>\$ 16,008.3</b>	<b>\$ 15,887.7</b>	<b>3.08%</b>	<b>3.76%</b>	<b>454</b>

In the remainder of this report, we provide additional information and analytics at the security-level and portfolio-level, as recommended by the California Debt and Investment Advisory Commission.

Respectfully,

**José Cisneros**  
Treasurer

cc: Treasury Oversight Committee: Aimee Brown, Kevin Kone, Brenda Kwee McNulty  
Greg Wagner - Controller, Office of the Controller  
Mark de la Rosa - Director of Audits, Office of the Controller  
Mayor's Office of Public Policy and Finance  
San Francisco County Transportation Authority  
San Francisco Public Library  
San Francisco Health Service System

# Portfolio Summary

## Pooled Fund

As of August 31, 2024

<i>(in \$ million)</i>							
<b>Security Type</b>	<b>Par Value</b>	<b>Book Value</b>	<b>Market Value</b>	<b>Market/Book Price</b>	<b>Current % Allocation</b>	<b>Max. Policy Allocation</b>	<b>Compliant?</b>
U.S. Treasuries	\$ 3,780.0	\$ 3,761.4	\$ 3,677.7	97.78	23.50%	100%	Yes
Federal Agencies	7,065.6	7,060.1	7,023.8	99.49	44.10%	100%	Yes
State & Local Government							
Agency Obligations	-	-	-	-	0.00%	20%	Yes
Public Time Deposits	30.0	30.0	30.0	100.00	0.19%	100%	Yes
Negotiable CDs	1,487.0	1,487.0	1,488.6	100.11	9.29%	30%	Yes
Bankers Acceptances	-	-	-	-	0.00%	40%	Yes
Commercial Paper	1,317.0	1,295.4	1,296.0	100.05	8.09%	25%	Yes
Medium Term Notes	34.5	33.9	34.3	101.13	0.21%	30%	Yes
Repurchase Agreements	-	-	-	-	0.00%	10%	Yes
Reverse Repurchase/ Securities Lending Agreements	-	-	-	-	0.00%	\$75mm	Yes
Money Market Funds - Government	1,775.1	1,775.1	1,775.1	100.00	11.09%	20%	Yes
LAIF	-	-	-	-	0.00%	\$50mm	Yes
Supranationals	465.0	464.3	461.0	99.29	2.90%	30%	Yes
Secured Bank Deposit	101.1	101.1	101.1	100.00	0.63%	N/A	Yes
<b>TOTAL</b>	<b>\$ 16,055.4</b>	<b>\$ 16,008.3</b>	<b>\$ 15,887.7</b>	<b>99.25</b>	<b>100.00%</b>	<b>-</b>	<b>Yes</b>

The City and County of San Francisco uses the following methodology to determine compliance: Compliance is pre-trade and calculated on a book value basis of the overall portfolio value. Cash balances are included in the City's compliance calculations.

Please note the information in this report does not include cash balances. Due to fluctuations in the market value of the securities held in the Pooled Fund and changes in the City's cash position, the allocation limits may be exceeded on a post-trade compliance basis. In these instances, no compliance violation has occurred, as the policy limits were not exceeded prior to trade execution. The full Investment Policy can be found at <https://sftreasurer.org/banking-investments/investments>

Totals may not add due to rounding.

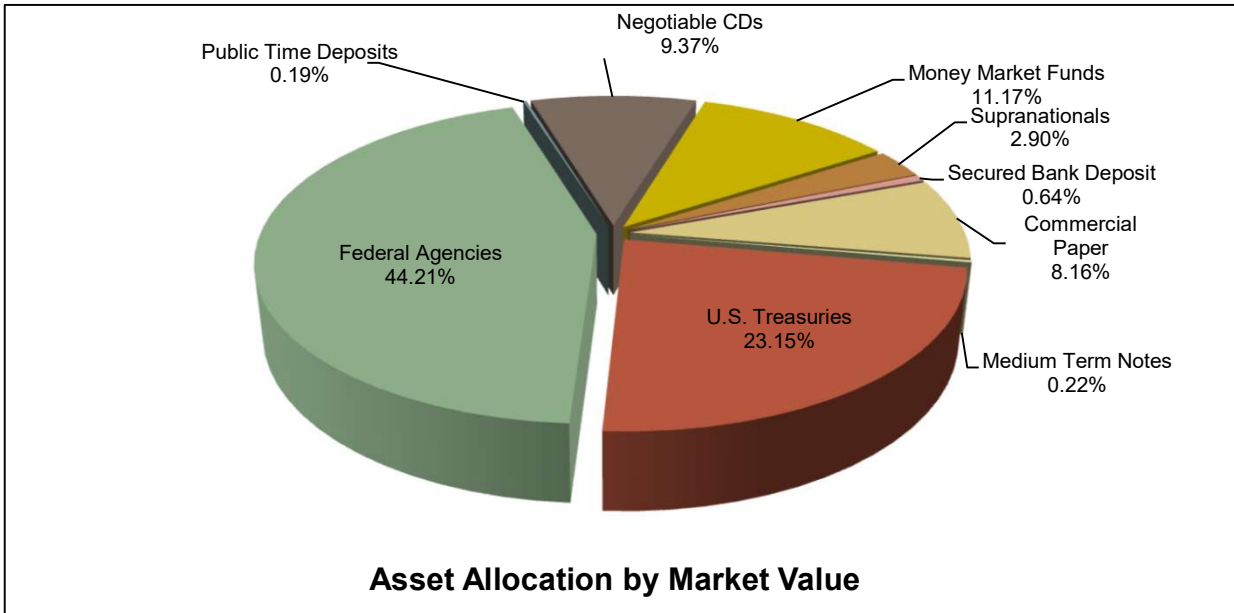
# City and County of San Francisco

## Pooled Fund Portfolio Statistics

For the month ended August 31, 2024

Average Daily Balance	\$15,949,176,007
Net Earnings	\$49,954,748
Earned Income Return	3.69%
Weighted Average Maturity	454 days

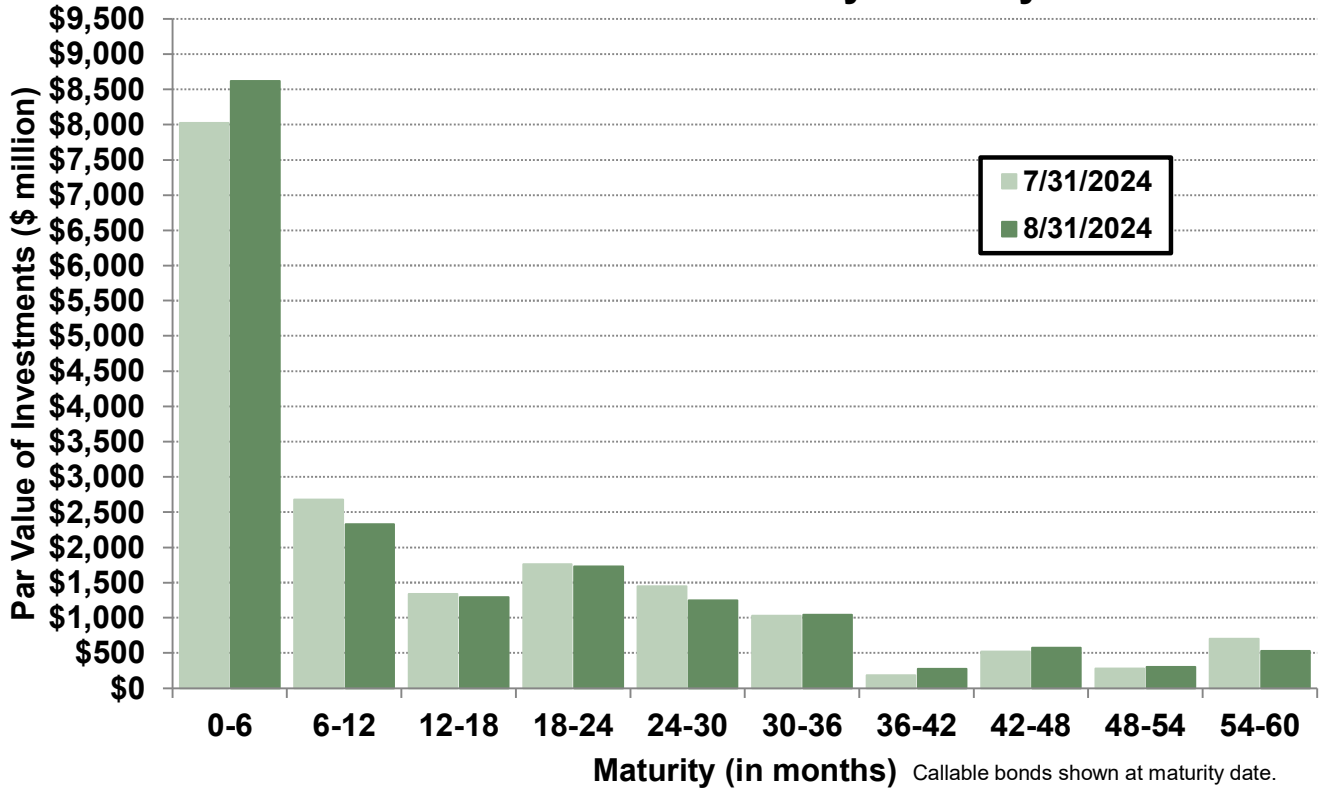
Investment Type	(\$ million)	Par Value	Book Value	Market Value
U.S. Treasuries		\$ 3,780.0	\$ 3,761.4	\$ 3,677.7
Federal Agencies		7,065.6	7,060.1	7,023.8
Public Time Deposits		30.0	30.0	30.0
Negotiable CDs		1,487.0	1,487.0	1,488.6
Commercial Paper		1,317.0	1,295.4	1,296.0
Medium Term Notes		34.5	33.9	34.3
Money Market Funds		1,775.1	1,775.1	1,775.1
Supranationals		465.0	464.3	461.0
Secured Bank Deposit		101.1	101.1	101.1
<b>Total</b>		<b>\$ 16,055.4</b>	<b>\$ 16,008.3</b>	<b>\$ 15,887.7</b>



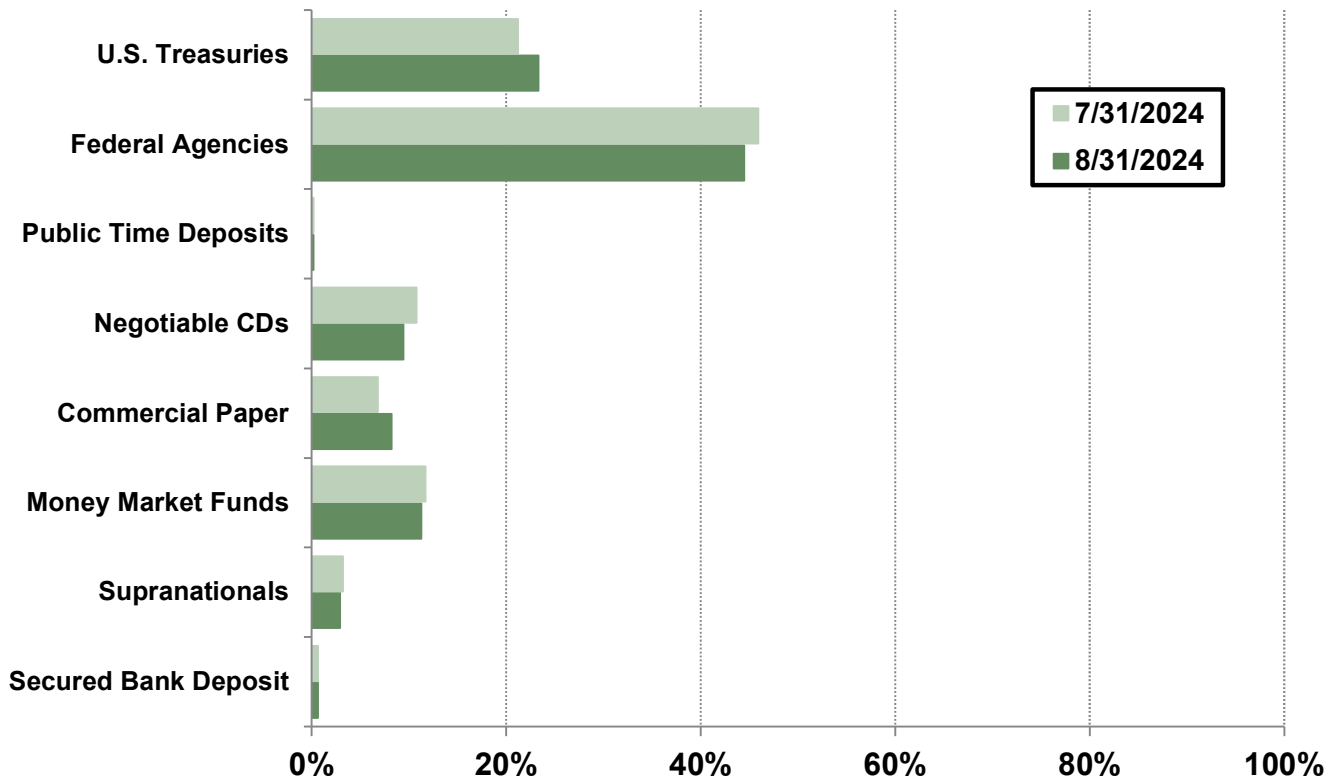
# Portfolio Analysis

## Pooled Fund

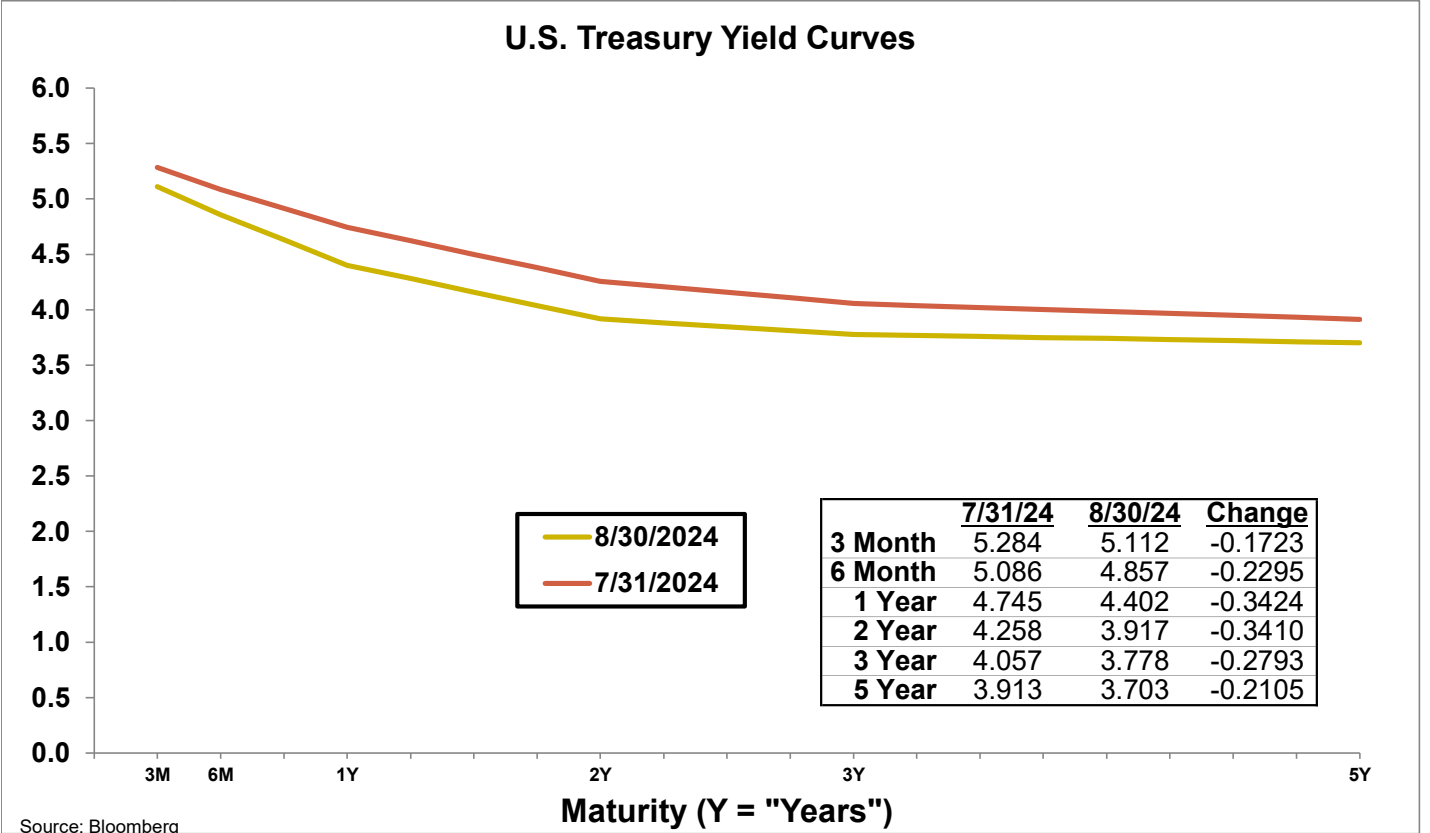
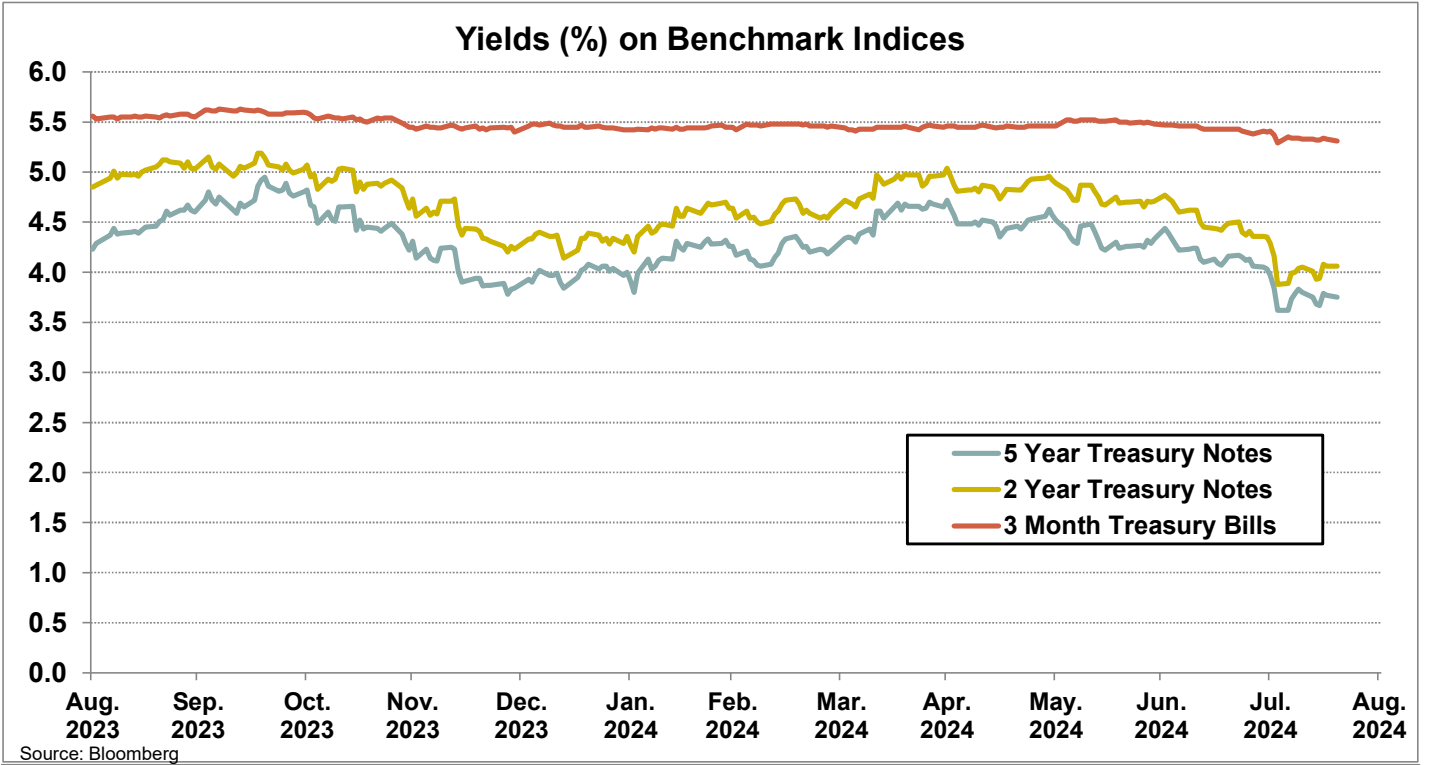
### Par Value of Investments by Maturity



### Asset Allocation by Market Value



# Yield Curves



# Investment Inventory

## Pooled Fund

As of August 31, 2024

Type of Investment	CUSIP	Issuer Name	Maturity		Coupon	Par Value	Original Cost	Amortized	
			Settle Date	Date				Book Value	Market Value
U.S. Treasuries	912797LA3	U.S. Treasury Bill	8/30/2024	9/3/2024	0.00	\$ 100,000,000	\$ 99,942,222	\$ 99,971,111	\$ 99,943,430
U.S. Treasuries	912797LA3	U.S. Treasury Bill	8/30/2024	9/3/2024	0.00	100,000,000	99,942,333	99,971,167	99,943,430
U.S. Treasuries	912797GL5	U.S. Treasury Bill	3/12/2024	9/5/2024	0.00	50,000,000	48,745,832	49,971,657	49,957,695
U.S. Treasuries	912828YM6	U.S. Treasury Note	4/15/2021	10/31/2024	1.50	50,000,000	51,746,094	50,080,900	49,705,080
U.S. Treasuries	912797LD7	U.S. Treasury Bill	8/21/2024	11/14/2024	0.00	65,000,000	64,223,891	64,334,329	64,334,576
U.S. Treasuries	912828G38	U.S. Treasury Note	3/9/2021	11/15/2024	2.25	50,000,000	53,160,156	50,175,955	49,714,845
U.S. Treasuries	912828G38	U.S. Treasury Note	3/12/2021	11/15/2024	2.25	50,000,000	53,228,516	50,180,163	49,714,845
U.S. Treasuries	912797MP9	U.S. Treasury Bill	8/28/2024	12/17/2024	0.00	75,000,000	73,858,781	73,899,906	73,919,393
U.S. Treasuries	912828YY0	U.S. Treasury Note	3/15/2021	12/31/2024	1.75	50,000,000	52,226,563	50,194,242	49,484,375
U.S. Treasuries	912828Z52	U.S. Treasury Note	3/30/2021	1/31/2025	1.38	50,000,000	51,515,625	50,164,202	49,291,015
U.S. Treasuries	912828Z52	U.S. Treasury Note	4/15/2021	1/31/2025	1.38	50,000,000	51,507,813	50,165,240	49,291,015
U.S. Treasuries	912828ZC7	U.S. Treasury Note	3/15/2021	2/28/2025	1.13	50,000,000	51,011,719	50,125,940	49,126,955
U.S. Treasuries	912828ZC7	U.S. Treasury Note	3/31/2021	2/28/2025	1.13	50,000,000	50,998,047	50,125,628	49,126,955
U.S. Treasuries	912828ZF0	U.S. Treasury Note	4/15/2021	3/31/2025	0.50	50,000,000	49,779,297	49,977,795	48,826,170
U.S. Treasuries	912828ZF0	U.S. Treasury Note	4/19/2021	3/31/2025	0.50	50,000,000	49,839,844	49,976,565	48,826,170
U.S. Treasuries	912828ZL7	U.S. Treasury Note	5/18/2021	4/30/2025	0.38	50,000,000	49,615,234	49,935,739	48,632,815
U.S. Treasuries	912828XB1	U.S. Treasury Note	9/2/2021	5/15/2025	2.13	50,000,000	52,849,609	50,539,970	49,148,440
U.S. Treasuries	912828ZW3	U.S. Treasury Note	3/8/2021	6/30/2025	0.25	50,000,000	49,140,625	49,835,218	48,306,640
U.S. Treasuries	912828ZW3	U.S. Treasury Note	3/9/2021	6/30/2025	0.25	50,000,000	49,042,969	49,816,376	48,306,640
U.S. Treasuries	912828ZW3	U.S. Treasury Note	5/12/2021	6/30/2025	0.25	50,000,000	49,281,250	49,856,250	48,306,640
U.S. Treasuries	912828ZW3	U.S. Treasury Note	5/13/2021	6/30/2025	0.25	50,000,000	49,183,594	49,836,611	48,306,640
U.S. Treasuries	912828ZW3	U.S. Treasury Note	5/18/2021	6/30/2025	0.25	50,000,000	49,253,906	49,850,186	48,306,640
U.S. Treasuries	912828ZW3	U.S. Treasury Note	7/12/2021	6/30/2025	0.25	50,000,000	49,310,547	49,856,304	48,306,640
U.S. Treasuries	912828ZW3	U.S. Treasury Note	8/5/2021	6/30/2025	0.25	50,000,000	49,500,000	49,894,035	48,306,640
U.S. Treasuries	912828ZW3	U.S. Treasury Note	8/6/2021	6/30/2025	0.25	50,000,000	49,406,250	49,874,078	48,306,640
U.S. Treasuries	912828ZW3	U.S. Treasury Note	12/7/2021	6/30/2025	0.25	50,000,000	48,628,906	49,681,729	48,306,640
U.S. Treasuries	91282CHL8	U.S. Treasury Note	2/6/2024	6/30/2025	4.63	50,000,000	49,976,563	49,986,121	50,052,735
U.S. Treasuries	91282CAB7	U.S. Treasury Note	8/5/2021	7/31/2025	0.25	50,000,000	49,458,984	49,876,265	48,162,110
U.S. Treasuries	91282CAB7	U.S. Treasury Note	8/6/2021	7/31/2025	0.25	50,000,000	49,363,281	49,854,277	48,162,110
U.S. Treasuries	91282CFK2	U.S. Treasury Note	10/7/2022	9/15/2025	3.50	50,000,000	48,968,750	49,636,086	49,566,405
U.S. Treasuries	91282CAM3	U.S. Treasury Note	5/12/2021	4/30/2025	0.25	50,000,000	49,109,375	49,780,957	47,882,815
U.S. Treasuries	91282CAM3	U.S. Treasury Note	7/26/2021	9/30/2025	0.25	50,000,000	49,281,250	49,814,546	47,882,815
U.S. Treasuries	91282CAT8	U.S. Treasury Note	2/25/2021	10/31/2025	0.25	50,000,000	49,298,828	49,825,630	47,750,000
U.S. Treasuries	91282CAT8	U.S. Treasury Note	3/2/2021	10/31/2025	0.25	50,000,000	49,078,125	49,770,072	47,750,000
U.S. Treasuries	91282CAT8	U.S. Treasury Note	3/4/2021	10/31/2025	0.25	50,000,000	49,048,828	49,762,486	47,750,000
U.S. Treasuries	91282CBC4	U.S. Treasury Note	2/25/2021	12/31/2025	0.38	50,000,000	49,455,078	49,850,377	47,574,220
U.S. Treasuries	91282CBC4	U.S. Treasury Note	2/26/2021	12/31/2025	0.38	50,000,000	49,271,484	49,799,854	47,574,220
U.S. Treasuries	91282CBW0	U.S. Treasury Note	6/28/2021	4/30/2026	0.75	50,000,000	49,662,109	49,884,119	47,390,625
U.S. Treasuries	91282CBW0	U.S. Treasury Note	7/2/2021	4/30/2026	0.75	50,000,000	49,730,469	49,907,353	47,390,625
U.S. Treasuries	912828R36	U.S. Treasury Note	7/23/2021	5/15/2026	1.63	50,000,000	52,203,125	50,778,680	48,042,970
U.S. Treasuries	912828R36	U.S. Treasury Note	8/27/2021	5/15/2026	1.63	50,000,000	51,890,625	50,681,811	48,042,970
U.S. Treasuries	91282CCJ8	U.S. Treasury Note	7/2/2021	6/30/2026	0.88	50,000,000	49,931,641	49,975,002	47,285,155
U.S. Treasuries	91282CCJ8	U.S. Treasury Note	7/14/2021	6/30/2026	0.88	50,000,000	50,070,313	50,025,882	47,285,155
U.S. Treasuries	91282CCJ8	U.S. Treasury Note	7/22/2021	6/30/2026	0.88	50,000,000	50,345,703	50,127,818	47,285,155
U.S. Treasuries	91282CCJ8	U.S. Treasury Note	7/22/2021	6/30/2026	0.88	50,000,000	50,328,125	50,121,319	47,285,155
U.S. Treasuries	91282CCJ8	U.S. Treasury Note	8/6/2021	6/30/2026	0.88	50,000,000	50,406,250	50,151,464	47,285,155
U.S. Treasuries	91282CCJ8	U.S. Treasury Note	8/10/2021	6/30/2026	0.88	50,000,000	50,240,234	50,089,768	47,285,155
U.S. Treasuries	91282CCJ8	U.S. Treasury Note	9/24/2021	6/30/2026	0.88	50,000,000	49,937,500	49,976,042	47,285,155
U.S. Treasuries	91282CCJ8	U.S. Treasury Note	10/14/2021	6/30/2026	0.88	50,000,000	49,593,750	49,842,460	47,285,155

# Investment Inventory

## Pooled Fund

Type of Investment	CUSIP	Issuer Name	Settle Date	Maturity		Coupon	Par Value	Original Cost	Amortized	
				Date	Date				Book Value	Market Value
U.S. Treasuries	91282CCJ8	U.S. Treasury Note	1/4/2022	6/30/2026	0.88	50,000,000	49,027,344	49,603,931	47,285,155	
U.S. Treasuries	91282CCW9	U.S. Treasury Note	9/28/2021	8/31/2026	0.75	50,000,000	49,449,219	49,776,685	46,980,470	
U.S. Treasuries	91282CCZ2	U.S. Treasury Note	10/8/2021	9/30/2026	0.88	50,000,000	49,689,453	49,870,349	47,019,530	
U.S. Treasuries	91282CCZ2	U.S. Treasury Note	10/8/2021	9/30/2026	0.88	50,000,000	49,671,875	49,863,011	47,019,530	
U.S. Treasuries	91282CCZ2	U.S. Treasury Note	10/19/2021	9/30/2026	0.88	50,000,000	49,318,359	49,713,688	47,019,530	
U.S. Treasuries	91282CDK4	U.S. Treasury Note	12/3/2021	11/30/2026	1.25	50,000,000	50,072,266	50,032,506	47,226,565	
U.S. Treasuries	91282CDK4	U.S. Treasury Note	12/7/2021	11/30/2026	1.25	50,000,000	50,117,188	50,052,828	47,226,565	
U.S. Treasuries	91282CDK4	U.S. Treasury Note	3/29/2022	11/30/2026	1.25	50,000,000	47,078,125	48,596,405	47,226,565	
U.S. Treasuries	91282CDQ1	U.S. Treasury Note	3/29/2022	12/31/2026	1.25	50,000,000	47,107,422	48,583,669	47,140,625	
U.S. Treasuries	91282CEF4	U.S. Treasury Note	4/6/2022	3/31/2027	2.50	25,000,000	24,757,813	24,874,781	24,207,033	
U.S. Treasuries	91282CKV2	U.S. Treasury Note	6/26/2024	6/15/2027	4.63	50,000,000	50,199,219	50,186,905	51,123,850	
U.S. Treasuries	91282CKV2	U.S. Treasury Note	7/9/2024	6/15/2027	4.63	50,000,000	50,292,969	50,278,197	51,123,850	
U.S. Treasuries	91282CEW7	U.S. Treasury Note	3/21/2024	6/30/2027	3.25	50,000,000	48,203,125	48,449,519	49,269,530	
U.S. Treasuries	91282CEW7	U.S. Treasury Note	4/3/2024	6/30/2027	3.25	50,000,000	48,113,281	48,354,105	49,269,530	
U.S. Treasuries	9128284N7	U.S. Treasury Note	4/9/2024	5/15/2028	2.88	65,000,000	61,082,227	61,461,704	62,996,681	
U.S. Treasuries	91282CHK0	U.S. Treasury Note	1/5/2024	6/30/2028	4.00	50,000,000	49,974,609	49,978,330	50,441,405	
U.S. Treasuries	91282CHK0	U.S. Treasury Note	1/18/2024	6/30/2028	4.00	50,000,000	49,927,734	49,937,829	50,441,405	
U.S. Treasuries	91282CHK0	U.S. Treasury Note	1/18/2024	6/30/2028	4.00	50,000,000	49,904,297	49,917,666	50,441,405	
U.S. Treasuries	91282CHK0	U.S. Treasury Note	2/6/2024	6/30/2028	4.00	50,000,000	49,677,734	49,719,472	50,441,405	
U.S. Treasuries	91282CHK0	U.S. Treasury Note	2/27/2024	6/30/2028	4.00	50,000,000	49,298,828	49,381,553	50,441,405	
U.S. Treasuries	91282CHK0	U.S. Treasury Note	5/13/2024	6/30/2028	4.00	50,000,000	48,939,453	49,017,466	50,441,405	
U.S. Treasuries	91282CHX2	U.S. Treasury Note	12/12/2023	8/31/2028	4.38	50,000,000	50,115,234	50,097,588	51,140,625	
U.S. Treasuries	9128286B1	U.S. Treasury Note	4/11/2024	2/15/2029	2.63	50,000,000	45,710,938	46,057,259	47,710,940	
U.S. Treasuries	91282CKD2	U.S. Treasury Note	4/8/2024	2/28/2029	4.25	50,000,000	49,773,438	49,791,948	51,068,360	
<b>Subtotals</b>					<b>1.43</b>	<b>\$ 3,780,000,000</b>	<b>\$ 3,761,092,161</b>	<b>\$ 3,761,387,083</b>	<b>\$ 3,677,706,186</b>	

U.S. Agencies	313384E54	Federal Home Loan Bank Discount	8/30/2024	9/3/2024	0.00	\$ 100,000,000	\$ 99,942,444	\$ 99,971,222	\$ 99,941,900
U.S. Agencies	313384E54	Federal Home Loan Bank Discount	8/30/2024	9/3/2024	0.00	100,000,000	99,942,444	99,971,222	99,941,900
U.S. Agencies	3130B0AD1	Federal Home Loan Bank	3/4/2024	9/4/2024	5.50	25,000,000	25,000,000	25,000,000	24,997,750
U.S. Agencies	3130B0AD1	Federal Home Loan Bank	3/4/2024	9/4/2024	5.50	25,000,000	25,000,000	25,000,000	24,997,750
U.S. Agencies	3130B0AD1	Federal Home Loan Bank	3/4/2024	9/4/2024	5.50	25,000,000	25,000,000	25,000,000	24,997,750
U.S. Agencies	3130B0AD1	Federal Home Loan Bank	3/4/2024	9/4/2024	5.50	25,000,000	25,000,000	25,000,000	24,997,750
U.S. Agencies	3130ATVD6	Federal Home Loan Bank	11/10/2022	9/13/2024	4.88	50,000,000	50,062,000	50,001,105	49,986,000
U.S. Agencies	3133EM5X6	Federal Farm Credit Bank	9/23/2021	9/23/2024	0.43	25,000,000	24,974,750	24,999,493	24,920,000
U.S. Agencies	3133EM5X6	Federal Farm Credit Bank	9/23/2021	9/23/2024	0.43	50,000,000	49,949,500	49,998,986	49,840,000
U.S. Agencies	3133EM5X6	Federal Farm Credit Bank	9/23/2021	9/23/2024	0.43	50,000,000	49,949,500	49,998,986	49,840,000
U.S. Agencies	3133ENP79	Federal Farm Credit Bank	9/26/2022	9/26/2024	4.25	50,000,000	49,996,000	49,999,863	49,955,500
U.S. Agencies	3130ATT31	Federal Home Loan Bank	11/1/2022	10/3/2024	4.50	50,000,000	49,860,500	49,993,641	49,958,800
U.S. Agencies	3135GAFY2	Fannie Mae	4/3/2023	10/3/2024	5.32	25,000,000	25,000,000	25,000,000	24,998,000
U.S. Agencies	3135GAFY2	Fannie Mae	4/3/2023	10/3/2024	5.32	25,000,000	25,000,000	25,000,000	24,998,000
U.S. Agencies	3135GAFY2	Fannie Mae	4/3/2023	10/3/2024	5.32	50,000,000	50,000,000	50,000,000	49,996,000
U.S. Agencies	313384K32	Federal Home Loan Bank Discount	3/26/2024	10/11/2024	0.00	25,000,000	24,306,264	24,860,556	24,850,750
U.S. Agencies	3133EPHD0	Federal Farm Credit Bank	4/28/2023	10/28/2024	4.50	20,000,000	19,968,400	19,996,719	19,974,200
U.S. Agencies	3133EPHD0	Federal Farm Credit Bank	4/28/2023	10/28/2024	4.50	25,000,000	24,959,000	24,995,743	24,997,750
U.S. Agencies	3133ENEJ5	Federal Farm Credit Bank	11/18/2021	11/18/2024	0.88	10,000,000	9,988,500	9,999,182	9,910,640
U.S. Agencies	3133ENEJ5	Federal Farm Credit Bank	11/18/2021	11/18/2024	0.88	10,000,000	9,988,500	9,999,182	9,910,640
U.S. Agencies	3133ENEJ5	Federal Farm Credit Bank	11/18/2021	11/18/2024	0.88	50,000,000	49,942,500	49,995,908	49,553,200
U.S. Agencies	3133ENZ94	Federal Farm Credit Bank	11/18/2022	11/18/2024	4.50	25,000,000	24,973,500	24,997,172	24,965,250
U.S. Agencies	3133ELCP7	Federal Farm Credit Bank	12/3/2019	12/3/2024	1.63	25,000,000	24,960,000	24,997,964	24,774,250
U.S. Agencies	3133ENGQ7	Federal Farm Credit Bank	12/9/2021	12/9/2024	0.92	50,000,000	49,985,000	49,998,645	49,415,000



# Investment Inventory

## Pooled Fund

Type of Investment	CUSIP	Issuer Name	Maturity			Par Value	Original Cost	Amortized	
			Settle Date	Date	Coupon			Book Value	Market Value
U.S. Agencies	3133ENGQ7	Federal Farm Credit Bank	12/9/2021	12/9/2024	0.92	50,000,000	49,963,000	49,996,658	49,415,000
U.S. Agencies	3133EN4N7	Federal Farm Credit Bank	12/20/2022	12/20/2024	4.25	10,000,000	9,982,900	9,997,427	9,974,100
U.S. Agencies	3133EN4N7	Federal Farm Credit Bank	12/20/2022	12/20/2024	4.25	25,000,000	24,954,500	24,993,153	24,935,250
U.S. Agencies	3133EN4N7	Federal Farm Credit Bank	12/20/2022	12/20/2024	4.25	25,000,000	24,954,500	24,993,153	24,935,250
U.S. Agencies	3135GAG39	Fannie Mae	3/30/2023	12/30/2024	5.38	25,000,000	25,000,000	25,000,000	25,008,750
U.S. Agencies	3135GAG39	Fannie Mae	3/30/2023	12/30/2024	5.38	25,000,000	25,000,000	25,000,000	25,008,750
U.S. Agencies	3135GAG39	Fannie Mae	3/30/2023	12/30/2024	5.38	25,000,000	25,000,000	25,000,000	25,008,750
U.S. Agencies	3135GAG39	Fannie Mae	3/30/2023	12/30/2024	5.38	25,000,000	25,000,000	25,000,000	25,008,750
U.S. Agencies	3133ENKS8	Federal Farm Credit Bank	1/11/2022	1/6/2025	1.13	20,000,000	19,955,000	19,994,762	19,723,600
U.S. Agencies	3133ENKS8	Federal Farm Credit Bank	1/11/2022	1/6/2025	1.13	25,000,000	24,943,750	24,993,452	24,654,500
U.S. Agencies	3133ENKS8	Federal Farm Credit Bank	1/11/2022	1/6/2025	1.13	25,000,000	24,943,750	24,993,452	24,654,500
U.S. Agencies	3135G0X24	Fannie Mae	4/21/2021	1/7/2025	1.63	39,060,000	40,632,556	39,208,332	38,605,810
U.S. Agencies	3133ENZ37	Federal Farm Credit Bank	11/10/2022	1/10/2025	4.88	10,000,000	9,999,400	9,999,901	9,995,730
U.S. Agencies	3133ENZ37	Federal Farm Credit Bank	11/10/2022	1/10/2025	4.88	20,000,000	19,998,800	19,999,802	19,991,460
U.S. Agencies	3133ENZ37	Federal Farm Credit Bank	11/10/2022	1/10/2025	4.88	20,000,000	19,999,580	19,999,931	19,991,460
U.S. Agencies	3130B0MZ9	Federal Home Loan Bank	3/27/2024	1/27/2025	5.10	115,000,000	115,000,000	115,000,000	114,978,150
U.S. Agencies	3133EPAG0	Federal Farm Credit Bank	2/10/2023	2/10/2025	4.25	10,000,000	9,947,200	9,988,299	9,969,400
U.S. Agencies	3133EPAG0	Federal Farm Credit Bank	2/10/2023	2/10/2025	4.25	29,875,000	29,716,065	29,839,778	29,783,583
U.S. Agencies	3137EAEP0	Freddie Mac	2/14/2020	2/12/2025	1.50	5,000,000	4,996,150	4,999,654	4,924,425
U.S. Agencies	3137EAEP0	Freddie Mac	2/14/2020	2/12/2025	1.50	5,000,000	4,996,150	4,999,654	4,924,425
U.S. Agencies	3137EAEP0	Freddie Mac	2/14/2020	2/12/2025	1.50	5,000,000	4,996,150	4,999,654	4,924,425
U.S. Agencies	3137EAEP0	Freddie Mac	2/14/2020	2/12/2025	1.50	15,000,000	14,988,450	14,998,962	14,773,275
U.S. Agencies	3137EAEP0	Freddie Mac	2/14/2020	2/12/2025	1.50	50,000,000	49,961,500	49,996,540	49,244,250
U.S. Agencies	3137EAEP0	Freddie Mac	4/21/2021	2/12/2025	1.50	53,532,000	55,450,052	53,757,815	52,722,864
U.S. Agencies	3130AUVZ4	Federal Home Loan Bank	2/13/2023	2/13/2025	4.50	50,000,000	49,921,500	49,982,281	49,862,500
U.S. Agencies	3130AV7L0	Federal Home Loan Bank	3/3/2023	2/28/2025	5.00	25,000,000	24,967,000	24,991,841	25,015,500
U.S. Agencies	3130AV7L0	Federal Home Loan Bank	3/3/2023	2/28/2025	5.00	35,000,000	34,953,800	34,988,577	35,021,700
U.S. Agencies	3133ELQY3	Federal Farm Credit Bank	3/23/2020	3/3/2025	1.21	16,000,000	15,990,720	15,999,060	15,733,120
U.S. Agencies	3133ELQY3	Federal Farm Credit Bank	3/23/2020	3/3/2025	1.21	24,000,000	23,964,240	23,996,376	23,599,680
U.S. Agencies	3133EMWT5	Federal Farm Credit Bank	4/21/2021	4/21/2025	0.60	50,000,000	49,973,500	49,995,792	48,759,500
U.S. Agencies	3135G03U5	Fannie Mae	12/8/2021	4/22/2025	0.63	37,938,000	37,367,792	37,830,073	36,957,151
U.S. Agencies	3135G03U5	Fannie Mae	7/12/2021	4/22/2025	0.63	50,000,000	50,108,000	50,018,235	48,707,300
U.S. Agencies	3135G03U5	Fannie Mae	12/8/2021	4/22/2025	0.63	50,000,000	49,243,950	49,856,897	48,707,300
U.S. Agencies	3133ENXE5	Federal Farm Credit Bank	5/23/2022	5/23/2025	2.85	6,000,000	5,991,600	5,997,977	5,920,620
U.S. Agencies	3133ENXE5	Federal Farm Credit Bank	5/23/2022	5/23/2025	2.85	20,000,000	19,972,000	19,993,255	19,735,400
U.S. Agencies	3130AWER7	Federal Home Loan Bank	6/12/2023	6/6/2025	4.63	10,000,000	9,991,700	9,996,817	10,004,100
U.S. Agencies	3130AWER7	Federal Home Loan Bank	6/12/2023	6/6/2025	4.63	15,000,000	14,987,550	14,995,226	15,006,150
U.S. Agencies	3130AWER7	Federal Home Loan Bank	6/12/2023	6/6/2025	4.63	25,000,000	24,979,250	24,992,043	25,010,250
U.S. Agencies	3130AWER7	Federal Home Loan Bank	6/12/2023	6/6/2025	4.63	52,000,000	51,956,840	51,983,450	52,021,320
U.S. Agencies	3130ASG86	Federal Home Loan Bank	8/4/2022	6/13/2025	3.38	11,940,000	12,000,178	11,956,428	11,838,988
U.S. Agencies	3130ASG86	Federal Home Loan Bank	8/3/2022	6/13/2025	3.38	12,700,000	12,806,045	12,728,921	12,592,558
U.S. Agencies	3130ATST5	Federal Home Loan Bank	5/10/2023	6/13/2025	4.38	3,000,000	3,012,270	3,004,571	2,995,746
U.S. Agencies	3130ATST5	Federal Home Loan Bank	5/8/2023	6/13/2025	4.38	9,915,000	9,975,878	9,937,621	9,900,941
U.S. Agencies	3130ATST5	Federal Home Loan Bank	5/8/2023	6/13/2025	4.38	10,000,000	10,065,000	10,024,153	9,985,820
U.S. Agencies	3130ATST5	Federal Home Loan Bank	5/11/2023	6/13/2025	4.38	10,000,000	10,036,000	10,013,429	9,985,820
U.S. Agencies	3130ATST5	Federal Home Loan Bank	5/17/2023	6/13/2025	4.38	24,000,000	24,079,440	24,029,869	23,965,968
U.S. Agencies	3130ATST5	Federal Home Loan Bank	5/9/2023	6/13/2025	4.38	25,500,000	25,624,695	25,546,394	25,463,841
U.S. Agencies	3130AWLY4	Federal Home Loan Bank	7/25/2023	6/13/2025	5.13	10,800,000	10,818,036	10,817,460	10,850,760
U.S. Agencies	3130AWLY4	Federal Home Loan Bank	7/25/2023	6/13/2025	5.13	48,150,000	48,241,967	48,188,041	48,376,305
U.S. Agencies	3133EN4B3	Federal Farm Credit Bank	12/13/2022	6/13/2025	4.25	15,000,000	14,988,383	14,996,374	14,965,500



# Investment Inventory

## Pooled Fund

Type of Investment	CUSIP	Issuer Name	Settle Date	Maturity		Par Value	Original Cost	Amortized	
				Date	Coupon			Book Value	Market Value
U.S. Agencies	3133EN4B3	Federal Farm Credit Bank	12/13/2022	6/13/2025	4.25	15,000,000	14,989,800	14,996,816	14,965,500
U.S. Agencies	3133EN4B3	Federal Farm Credit Bank	12/13/2022	6/13/2025	4.25	15,000,000	14,989,050	14,996,582	14,965,500
U.S. Agencies	3133ENYQ7	Federal Farm Credit Bank	6/13/2022	6/13/2025	2.95	50,000,000	49,975,500	49,993,629	49,327,000
U.S. Agencies	3135G04Z3	Fannie Mae	12/8/2021	6/17/2025	0.50	4,655,000	4,556,640	4,632,913	4,509,950
U.S. Agencies	3135G04Z3	Fannie Mae	12/8/2021	6/17/2025	0.50	10,000,000	9,789,600	9,952,754	9,688,400
U.S. Agencies	3130AN4A5	Federal Home Loan Bank	7/12/2021	6/30/2025	0.70	17,680,000	17,734,631	17,691,386	17,105,754
U.S. Agencies	3133EPKA2	Federal Farm Credit Bank	5/18/2023	8/18/2025	4.00	25,000,000	24,982,000	24,992,323	24,880,000
U.S. Agencies	3133EPKA2	Federal Farm Credit Bank	5/18/2023	8/18/2025	4.00	26,500,000	26,483,835	26,493,106	26,372,800
U.S. Agencies	3133EPKA2	Federal Farm Credit Bank	5/18/2023	8/18/2025	4.00	30,000,000	29,981,700	29,992,195	29,856,000
U.S. Agencies	3135G05X7	Fannie Mae	3/4/2021	8/25/2025	0.38	25,000,000	24,684,250	24,930,863	24,038,600
U.S. Agencies	3135G05X7	Fannie Mae	2/25/2021	8/25/2025	0.38	72,500,000	71,862,000	72,360,899	69,711,940
U.S. Agencies	3130A8ZQ9	Federal Home Loan Bank	11/2/2021	9/12/2025	1.75	10,295,000	10,575,333	10,369,755	9,990,371
U.S. Agencies	3133EPVY8	Federal Farm Credit Bank	9/15/2023	9/15/2025	5.00	8,230,000	8,224,074	8,226,928	8,304,728
U.S. Agencies	3133EPVY8	Federal Farm Credit Bank	9/15/2023	9/15/2025	5.00	15,000,000	14,981,850	14,990,590	15,136,200
U.S. Agencies	3133EPVY8	Federal Farm Credit Bank	9/15/2023	9/15/2025	5.00	20,000,000	19,975,800	19,997,453	20,181,600
U.S. Agencies	3137EAEX3	Freddie Mac	3/4/2021	9/23/2025	0.38	22,600,000	22,295,352	22,529,147	21,672,903
U.S. Agencies	3133EPDL6	Federal Farm Credit Bank	3/15/2023	10/1/2025	4.85	50,000,000	50,000,000	50,000,000	50,286,000
U.S. Agencies	3133EPYW9	Federal Farm Credit Bank	10/20/2023	10/20/2025	5.13	24,000,000	23,923,440	23,956,640	24,235,680
U.S. Agencies	3133EPYW9	Federal Farm Credit Bank	10/20/2023	10/20/2025	5.13	25,000,000	24,985,500	24,991,788	25,245,500
U.S. Agencies	3133EPYW9	Federal Farm Credit Bank	10/20/2023	10/20/2025	5.13	35,000,000	34,972,350	34,984,340	35,343,700
U.S. Agencies	3133EPYW9	Federal Farm Credit Bank	10/20/2023	10/20/2025	5.13	50,000,000	49,972,000	49,984,142	50,491,000
U.S. Agencies	3133ENEG1	Federal Farm Credit Bank	11/17/2021	11/17/2025	1.05	39,675,000	39,622,232	39,659,036	38,167,747
U.S. Agencies	3133ENEG1	Federal Farm Credit Bank	11/17/2021	11/17/2025	1.05	55,000,000	54,923,000	54,976,705	52,910,550
U.S. Agencies	3133ENHM5	Federal Farm Credit Bank	12/16/2021	12/16/2025	1.17	45,000,000	44,954,100	44,985,203	43,309,350
U.S. Agencies	3133ENHM5	Federal Farm Credit Bank	12/16/2021	12/16/2025	1.17	50,000,000	49,949,000	49,983,559	48,121,500
U.S. Agencies	3133EN5E6	Federal Farm Credit Bank	12/29/2022	12/29/2025	4.00	15,000,000	14,954,700	14,979,995	14,941,350
U.S. Agencies	3133EN5E6	Federal Farm Credit Bank	12/29/2022	12/29/2025	4.00	20,000,000	19,939,600	19,973,327	19,921,800
U.S. Agencies	3133EN5E6	Federal Farm Credit Bank	12/29/2022	12/29/2025	4.00	25,000,000	24,923,750	24,966,328	24,902,250
U.S. Agencies	3133EN6A3	Federal Farm Credit Bank	1/13/2023	1/13/2026	4.00	20,000,000	19,982,400	19,991,987	19,920,200
U.S. Agencies	3133EN6A3	Federal Farm Credit Bank	1/13/2023	1/13/2026	4.00	30,000,000	29,977,200	29,989,619	29,880,300
U.S. Agencies	3130AUTC8	Federal Home Loan Bank	2/9/2023	2/6/2026	4.01	21,100,000	20,985,427	21,045,177	21,046,617
U.S. Agencies	3133EPJX4	Federal Farm Credit Bank	5/17/2023	2/17/2026	3.63	25,000,000	24,928,500	24,962,084	24,810,500
U.S. Agencies	3133EPJX4	Federal Farm Credit Bank	5/17/2023	2/17/2026	3.63	30,000,000	29,905,500	29,949,888	29,772,600
U.S. Agencies	3133EPBJ3	Federal Farm Credit Bank	2/23/2023	2/23/2026	4.38	25,000,000	24,953,500	24,977,089	25,069,250
U.S. Agencies	3133EPBJ3	Federal Farm Credit Bank	2/23/2023	2/23/2026	4.38	28,000,000	27,954,080	27,977,375	28,077,560
U.S. Agencies	3133EPBJ3	Federal Farm Credit Bank	2/23/2023	2/23/2026	4.38	50,000,000	49,918,000	49,959,599	50,138,500
U.S. Agencies	3133ENJ35	Federal Farm Credit Bank	8/25/2022	2/25/2026	3.32	35,000,000	34,957,650	34,982,067	34,625,990
U.S. Agencies	3130AXB31	Federal Home Loan Bank	11/2/2023	3/13/2026	4.88	10,000,000	9,953,900	9,970,158	10,108,200
U.S. Agencies	3130AXB31	Federal Home Loan Bank	11/2/2023	3/13/2026	4.88	10,000,000	9,950,700	9,968,087	10,108,200
U.S. Agencies	3130AXB31	Federal Home Loan Bank	11/2/2023	3/13/2026	4.88	10,000,000	9,950,700	9,968,087	10,108,200
U.S. Agencies	3130AXB31	Federal Home Loan Bank	4/5/2024	3/13/2026	4.88	25,000,000	25,053,750	25,042,422	25,270,500
U.S. Agencies	3130AXB31	Federal Home Loan Bank	4/2/2024	3/13/2026	4.88	36,730,000	36,803,460	36,787,733	37,127,419
U.S. Agencies	3133EP5K7	Federal Farm Credit Bank	4/2/2024	3/13/2026	4.50	50,000,000	49,758,000	49,809,808	50,267,500
U.S. Agencies	3133EMZ21	Federal Farm Credit Bank	8/9/2021	4/6/2026	0.69	15,500,000	15,458,150	15,485,681	14,676,950
U.S. Agencies	3133ENUJ0	Federal Farm Credit Bank	4/8/2022	4/8/2026	2.64	20,000,000	19,961,200	19,984,491	19,525,400
U.S. Agencies	3133ENUJ0	Federal Farm Credit Bank	4/8/2022	4/8/2026	2.64	30,000,000	29,941,800	29,976,736	29,288,100
U.S. Agencies	3130AVWS7	Federal Home Loan Bank	5/10/2023	6/12/2026	3.75	17,045,000	16,991,479	17,014,234	16,930,287
U.S. Agencies	3130AVWS7	Federal Home Loan Bank	5/17/2023	6/12/2026	3.75	20,000,000	19,939,200	19,964,831	19,865,400
U.S. Agencies	3130AWAH3	Federal Home Loan Bank	6/1/2023	6/12/2026	4.00	10,000,000	9,934,300	9,961,482	9,975,200
U.S. Agencies	3130AWAH3	Federal Home Loan Bank	6/1/2023	6/12/2026	4.00	15,000,000	14,899,350	14,940,992	14,962,800

# Investment Inventory

## Pooled Fund

Type of Investment	CUSIP	Issuer Name	Maturity			Par Value	Original Cost	Amortized	
			Settle Date	Date	Coupon			Book Value	Market Value
U.S. Agencies	3130AWLZ1	Federal Home Loan Bank	7/10/2023	6/12/2026	4.75	50,000,000	49,856,000	49,912,494	50,603,000
U.S. Agencies	3130B1BT3	Federal Home Loan Bank	6/18/2024	6/12/2026	4.88	13,485,000	13,505,093	13,503,011	13,675,543
U.S. Agencies	3133ERHD6	Federal Farm Credit Bank	6/18/2024	6/12/2026	4.88	20,000,000	20,030,400	20,027,251	20,276,000
U.S. Agencies	3133ERHD6	Federal Farm Credit Bank	6/18/2024	6/12/2026	4.88	32,000,000	32,051,200	32,045,896	32,441,600
U.S. Agencies	3133EPMU6	Federal Farm Credit Bank	6/15/2023	6/15/2026	4.25	20,000,000	19,969,200	19,981,677	20,052,400
U.S. Agencies	3133EPMU6	Federal Farm Credit Bank	6/15/2023	6/15/2026	4.25	24,700,000	24,640,226	24,664,441	24,764,714
U.S. Agencies	3133EPMU6	Federal Farm Credit Bank	6/15/2023	6/15/2026	4.25	30,000,000	29,951,400	29,971,088	30,078,600
U.S. Agencies	3133EPNG6	Federal Farm Credit Bank	6/23/2023	6/23/2026	4.38	25,000,000	24,986,750	24,992,021	25,195,750
U.S. Agencies	3133EPNG6	Federal Farm Credit Bank	6/23/2023	6/23/2026	4.38	25,000,000	24,986,750	24,992,021	25,195,750
U.S. Agencies	3133EPNG6	Federal Farm Credit Bank	6/23/2023	6/23/2026	4.38	50,000,000	49,973,500	49,984,042	50,391,500
U.S. Agencies	3133EPVP7	Federal Farm Credit Bank	9/8/2023	7/8/2026	4.75	10,000,000	9,991,700	9,994,582	10,129,200
U.S. Agencies	3133EPVP7	Federal Farm Credit Bank	9/8/2023	7/8/2026	4.75	19,000,000	18,984,800	18,990,077	19,245,480
U.S. Agencies	3133EPVP7	Federal Farm Credit Bank	9/8/2023	7/8/2026	4.75	21,000,000	20,982,780	20,988,759	21,271,320
U.S. Agencies	3130ANNM8	Federal Home Loan Bank	8/19/2021	7/13/2026	1.05	25,000,000	25,000,000	25,000,000	23,644,500
U.S. Agencies	3130ANNM8	Federal Home Loan Bank	8/19/2021	7/13/2026	1.05	25,000,000	25,000,000	25,000,000	23,644,500
U.S. Agencies	3130ANNM8	Federal Home Loan Bank	8/19/2021	7/13/2026	1.05	25,000,000	25,000,000	25,000,000	23,644,500
U.S. Agencies	3130ANNM8	Federal Home Loan Bank	8/19/2021	7/13/2026	1.05	25,000,000	25,000,000	25,000,000	23,644,500
U.S. Agencies	3130ANMP2	Federal Home Loan Bank	8/20/2021	7/27/2026	1.07	25,000,000	25,000,000	25,000,000	23,626,500
U.S. Agencies	3130ANMP2	Federal Home Loan Bank	8/20/2021	7/27/2026	1.07	25,000,000	25,000,000	25,000,000	23,626,500
U.S. Agencies	3130ANMP2	Federal Home Loan Bank	8/20/2021	7/27/2026	1.07	25,000,000	25,000,000	25,000,000	23,626,500
U.S. Agencies	3130ANMP2	Federal Home Loan Bank	8/20/2021	7/27/2026	1.07	25,000,000	25,000,000	25,000,000	23,626,500
U.S. Agencies	3133EPZY4	Federal Farm Credit Bank	10/30/2023	7/30/2026	5.00	3,000,000	2,991,930	2,994,398	3,054,750
U.S. Agencies	3133EPZY4	Federal Farm Credit Bank	10/30/2023	7/30/2026	5.00	9,615,000	9,589,136	9,597,044	9,790,474
U.S. Agencies	3133EPZY4	Federal Farm Credit Bank	10/30/2023	7/30/2026	5.00	16,000,000	15,956,960	15,970,121	16,292,000
U.S. Agencies	3133EPZY4	Federal Farm Credit Bank	10/30/2023	7/30/2026	5.00	25,000,000	24,936,750	24,956,090	25,456,250
U.S. Agencies	3130ANTG5	Federal Home Loan Bank	9/13/2021	8/10/2026	1.05	25,000,000	25,000,000	25,000,000	23,592,250
U.S. Agencies	3130ANTG5	Federal Home Loan Bank	9/13/2021	8/10/2026	1.05	25,000,000	25,000,000	25,000,000	23,592,250
U.S. Agencies	3130ANTG5	Federal Home Loan Bank	9/13/2021	8/10/2026	1.05	25,000,000	25,000,000	25,000,000	23,592,250
U.S. Agencies	3130ANTG5	Federal Home Loan Bank	9/13/2021	8/10/2026	1.05	25,000,000	25,000,000	25,000,000	23,592,250
U.S. Agencies	3133EPSW6	Federal Farm Credit Bank	8/14/2023	8/14/2026	4.50	50,000,000	49,885,000	49,925,292	50,575,000
U.S. Agencies	3130AP6T7	Federal Home Loan Bank	10/1/2021	9/3/2026	1.08	25,000,000	25,000,000	25,000,000	23,559,500
U.S. Agencies	3130AP6T7	Federal Home Loan Bank	10/1/2021	9/3/2026	1.08	25,000,000	25,000,000	25,000,000	23,559,500
U.S. Agencies	3130AP6T7	Federal Home Loan Bank	10/1/2021	9/3/2026	1.08	25,000,000	25,000,000	25,000,000	23,559,500
U.S. Agencies	3130AP6T7	Federal Home Loan Bank	10/1/2021	9/3/2026	1.08	25,000,000	25,000,000	25,000,000	23,559,500
U.S. Agencies	3133EM4X7	Federal Farm Credit Bank	12/12/2023	9/10/2026	0.80	28,975,000	26,174,277	26,911,456	27,197,384
U.S. Agencies	3130AXCP1	Federal Home Loan Bank	10/18/2023	9/11/2026	4.88	11,895,000	11,821,965	11,843,965	12,106,731
U.S. Agencies	3130APPR0	Federal Home Loan Bank	11/18/2021	10/19/2026	1.43	25,000,000	25,000,000	25,000,000	23,676,750
U.S. Agencies	3130APPR0	Federal Home Loan Bank	11/18/2021	10/19/2026	1.43	25,000,000	25,000,000	25,000,000	23,676,750
U.S. Agencies	3130APPR0	Federal Home Loan Bank	11/18/2021	10/19/2026	1.43	25,000,000	25,000,000	25,000,000	23,676,750
U.S. Agencies	3130APPR0	Federal Home Loan Bank	11/18/2021	10/19/2026	1.43	25,000,000	25,000,000	25,000,000	23,676,750
U.S. Agencies	3133EPZA6	Federal Farm Credit Bank	10/20/2023	10/20/2026	4.88	14,000,000	13,904,940	13,932,435	14,264,320
U.S. Agencies	3133EPZA6	Federal Farm Credit Bank	10/20/2023	10/20/2026	4.88	30,000,000	29,834,100	29,882,084	30,566,400
U.S. Agencies	3134GYRY0	Freddie Mac	5/9/2023	11/2/2026	5.29	25,000,000	25,000,000	25,000,000	24,974,000
U.S. Agencies	3134GYRY0	Freddie Mac	5/9/2023	11/2/2026	5.29	25,000,000	25,000,000	25,000,000	24,974,000
U.S. Agencies	3134GYRY0	Freddie Mac	5/9/2023	11/2/2026	5.29	25,000,000	25,000,000	25,000,000	24,974,000
U.S. Agencies	3134GYRY0	Freddie Mac	5/9/2023	11/2/2026	5.29	25,000,000	25,000,000	25,000,000	24,974,000
U.S. Agencies	3130AQ7L1	Federal Home Loan Bank	12/16/2021	11/16/2026	1.61	25,000,000	25,000,000	25,000,000	23,724,000
U.S. Agencies	3130AQ7L1	Federal Home Loan Bank	12/16/2021	11/16/2026	1.61	25,000,000	25,000,000	25,000,000	23,724,000
U.S. Agencies	3130AQ7L1	Federal Home Loan Bank	12/16/2021	11/16/2026	1.61	25,000,000	25,000,000	25,000,000	23,724,000
U.S. Agencies	3130AQ7L1	Federal Home Loan Bank	12/16/2021	11/16/2026	1.61	25,000,000	25,000,000	25,000,000	23,724,000

# Investment Inventory

## Pooled Fund

Type of Investment	CUSIP	Issuer Name	Maturity			Par Value	Original Cost	Amortized	
			Settle Date	Date	Coupon			Book Value	Market Value
U.S. Agencies	3130AXU63	Federal Home Loan Bank	11/17/2023	11/17/2026	4.63	50,000,000	49,911,500	49,934,836	50,701,500
U.S. Agencies	3130AQJ95	Federal Home Loan Bank	1/14/2022	12/14/2026	1.65	25,000,000	25,000,000	25,000,000	23,703,500
U.S. Agencies	3130AQJ95	Federal Home Loan Bank	1/14/2022	12/14/2026	1.65	25,000,000	25,000,000	25,000,000	23,703,500
U.S. Agencies	3130AQJ95	Federal Home Loan Bank	1/14/2022	12/14/2026	1.65	25,000,000	25,000,000	25,000,000	23,703,500
U.S. Agencies	3130AYPN0	Federal Home Loan Bank	1/29/2024	1/15/2027	4.13	12,000,000	11,973,000	11,978,390	12,072,840
U.S. Agencies	3130AYPN0	Federal Home Loan Bank	1/29/2024	1/15/2027	4.13	25,000,000	24,943,750	24,954,979	25,151,750
U.S. Agencies	3130AYPN0	Federal Home Loan Bank	1/29/2024	1/15/2027	4.13	29,350,000	29,283,963	29,297,146	29,528,155
U.S. Agencies	3130AYPN0	Federal Home Loan Bank	1/29/2024	1/15/2027	4.13	50,000,000	49,887,500	49,909,958	50,303,500
U.S. Agencies	3133EPX91	Federal Farm Credit Bank	1/25/2024	1/25/2027	4.13	5,000,000	4,992,850	4,994,285	5,033,300
U.S. Agencies	3133EPX91	Federal Farm Credit Bank	1/25/2024	1/25/2027	4.13	10,000,000	9,986,600	9,989,290	10,066,600
U.S. Agencies	3133EPX91	Federal Farm Credit Bank	1/25/2024	1/25/2027	4.13	25,000,000	24,968,500	24,974,823	25,166,500
U.S. Agencies	3133EPX91	Federal Farm Credit Bank	1/25/2024	1/25/2027	4.13	35,000,000	34,955,900	34,964,752	35,233,100
U.S. Agencies	3133EPX91	Federal Farm Credit Bank	1/25/2024	1/25/2027	4.13	50,000,000	49,933,000	49,946,449	50,333,000
U.S. Agencies	3130ARB59	Federal Home Loan Bank	3/22/2022	3/8/2027	2.35	25,000,000	25,000,000	25,000,000	24,019,250
U.S. Agencies	3130ARB59	Federal Home Loan Bank	3/22/2022	3/8/2027	2.35	25,000,000	25,000,000	25,000,000	24,019,250
U.S. Agencies	3130ARB59	Federal Home Loan Bank	3/22/2022	3/8/2027	2.35	25,000,000	25,000,000	25,000,000	24,019,250
U.S. Agencies	3133ENRD4	Federal Farm Credit Bank	3/16/2022	3/10/2027	1.68	48,573,000	47,432,020	47,996,241	46,000,088
U.S. Agencies	3133EP6K6	Federal Farm Credit Bank	4/2/2024	3/26/2027	4.50	50,000,000	49,910,000	49,922,574	51,116,000
U.S. Agencies	3133ENTS9	Federal Farm Credit Bank	4/6/2022	4/5/2027	2.60	22,500,000	22,392,338	22,444,192	21,804,075
U.S. Agencies	3133ENTS9	Federal Farm Credit Bank	4/6/2022	4/5/2027	2.60	24,500,000	24,377,010	24,436,247	23,742,215
U.S. Agencies	3133ENTS9	Federal Farm Credit Bank	4/6/2022	4/5/2027	2.60	25,000,000	24,804,000	24,898,402	24,226,750
U.S. Agencies	3130B0TY5	Federal Home Loan Bank	4/11/2024	4/9/2027	4.75	17,000,000	16,955,120	16,960,992	17,396,100
U.S. Agencies	3130B0TY5	Federal Home Loan Bank	4/11/2024	4/9/2027	4.75	20,000,000	19,947,200	19,954,108	20,466,000
U.S. Agencies	3130B0TY5	Federal Home Loan Bank	4/11/2024	4/9/2027	4.75	40,000,000	39,894,400	39,908,216	40,932,000
U.S. Agencies	3130B0TY5	Federal Home Loan Bank	4/11/2024	4/9/2027	4.75	48,000,000	47,889,280	47,889,859	49,118,400
U.S. Agencies	3133ERDS7	Federal Farm Credit Bank	5/13/2024	5/6/2027	4.75	12,727,000	12,740,236	12,738,886	13,020,345
U.S. Agencies	3133EN2L3	Federal Farm Credit Bank	11/17/2022	5/17/2027	4.13	4,650,000	4,646,792	4,648,069	4,681,388
U.S. Agencies	3133EN2L3	Federal Farm Credit Bank	11/17/2022	5/17/2027	4.13	5,000,000	4,996,550	4,997,924	5,033,750
U.S. Agencies	3133EN2L3	Federal Farm Credit Bank	11/17/2022	5/17/2027	4.13	21,000,000	20,987,001	20,992,178	21,141,750
U.S. Agencies	3133EN2L3	Federal Farm Credit Bank	11/17/2022	5/17/2027	4.13	25,000,000	24,982,750	24,989,621	25,168,750
U.S. Agencies	3133EPP66	Federal Farm Credit Bank	12/20/2023	5/20/2027	4.00	31,000,000	30,905,760	30,925,107	31,155,930
U.S. Agencies	3133EPP66	Federal Farm Credit Bank	12/20/2023	5/20/2027	4.00	58,850,000	58,662,269	58,700,808	59,146,016
U.S. Agencies	3130ASGU7	Federal Home Loan Bank	7/19/2022	6/11/2027	3.50	10,000,000	10,141,500	10,080,168	9,908,100
U.S. Agencies	3130ASGU7	Federal Home Loan Bank	7/19/2022	6/11/2027	3.50	12,375,000	12,552,829	12,475,750	12,261,274
U.S. Agencies	3130ASGU7	Federal Home Loan Bank	7/20/2022	6/11/2027	3.50	21,725,000	22,016,550	21,890,271	21,525,347
U.S. Agencies	3130AX4E5	Federal Home Loan Bank	5/13/2024	6/11/2027	4.50	11,000,000	10,937,190	10,943,393	11,202,026
U.S. Agencies	3130B1EF0	Federal Home Loan Bank	7/10/2024	6/11/2027	4.63	20,700,000	20,795,634	20,790,879	21,147,058
U.S. Agencies	3133EPMV4	Federal Farm Credit Bank	6/15/2023	6/15/2027	4.13	28,940,000	28,911,928	28,920,459	29,164,574
U.S. Agencies	3133ENZK9	Federal Farm Credit Bank	7/7/2022	6/28/2027	3.24	27,865,000	28,099,066	27,997,685	27,447,861
U.S. Agencies	3133ERJZ5	Federal Farm Credit Bank	6/28/2024	6/28/2027	4.50	30,000,000	29,985,840	29,986,681	30,560,010
U.S. Agencies	3133ERKM2	Federal Farm Credit Bank	7/9/2024	7/8/2027	4.50	25,000,000	25,033,250	25,031,609	25,471,150
U.S. Agencies	3133ERKM2	Federal Farm Credit Bank	7/10/2024	7/8/2027	4.50	25,000,000	25,025,500	25,024,263	25,471,150
U.S. Agencies	3133ERMB4	Federal Farm Credit Bank	7/23/2024	7/23/2027	4.25	10,000,000	9,996,500	9,996,628	10,123,190
U.S. Agencies	3133ERMB4	Federal Farm Credit Bank	7/23/2024	7/23/2027	4.25	15,000,000	14,994,750	14,994,942	15,184,785
U.S. Agencies	3133EPBM6	Federal Farm Credit Bank	2/23/2023	8/23/2027	4.13	10,000,000	9,974,000	9,982,804	10,083,600
U.S. Agencies	3133EPC60	Federal Farm Credit Bank	11/15/2023	11/15/2027	4.63	27,950,000	27,834,008	27,857,111	28,613,533
U.S. Agencies	3133EPC60	Federal Farm Credit Bank	11/15/2023	11/15/2027	4.63	33,300,000	33,161,472	33,189,064	34,090,542
U.S. Agencies	3134H1NT6	Freddie Mac	1/10/2024	1/10/2028	5.41	25,000,000	25,000,000	25,000,000	24,993,500

# Investment Inventory

## Pooled Fund

Type of Investment	CUSIP	Issuer Name	Settle Date	Maturity		Coupon	Par Value	Original Cost	Amortized	
				Date					Book Value	Market Value
U.S. Agencies	3134H1NT6	Freddie Mac	1/10/2024	1/10/2028		5.41	25,000,000	25,000,000	25,000,000	24,993,500
U.S. Agencies	3134H1NT6	Freddie Mac	1/10/2024	1/10/2028		5.41	65,000,000	65,000,000	65,000,000	64,983,100
U.S. Agencies	3135GANG2	Fannie Mae	2/14/2024	2/18/2028		5.13	25,000,000	25,000,000	25,000,000	24,984,500
U.S. Agencies	3135GANG2	Fannie Mae	2/14/2024	2/18/2028		5.13	25,000,000	25,000,000	25,000,000	24,984,500
U.S. Agencies	3135GANG2	Fannie Mae	2/14/2024	2/18/2028		5.13	50,000,000	50,000,000	50,000,000	49,969,000
U.S. Agencies	3133EP5S0	Federal Farm Credit Bank	4/9/2024	3/20/2028		4.25	4,971,000	4,916,667	4,922,134	5,051,232
U.S. Agencies	3133ERGL9	Federal Farm Credit Bank	6/26/2024	6/7/2028		4.50	14,934,000	14,962,076	14,960,771	15,332,379
U.S. Agencies	3133ERGL9	Federal Farm Credit Bank	6/7/2024	6/7/2028		4.50	15,000,000	14,994,600	14,994,918	15,400,140
U.S. Agencies	3133ERGL9	Federal Farm Credit Bank	6/26/2024	6/7/2028		4.50	20,000,000	20,037,600	20,035,853	20,533,520
U.S. Agencies	3133EPSK2	Federal Farm Credit Bank	8/7/2023	8/7/2028		4.25	19,500,000	19,412,250	19,431,030	19,835,790
U.S. Agencies	3133EPUN3	Federal Farm Credit Bank	8/28/2023	8/28/2028		4.50	10,000,000	9,979,100	9,983,333	10,260,400
U.S. Agencies	3133EPUN3	Federal Farm Credit Bank	8/28/2023	8/28/2028		4.50	15,000,000	14,962,800	14,970,334	15,390,600
U.S. Agencies	3133EPUN3	Federal Farm Credit Bank	8/28/2023	8/28/2028		4.50	25,000,000	24,943,500	24,954,942	25,651,000
U.S. Agencies	3133EPUN3	Federal Farm Credit Bank	8/28/2023	8/28/2028		4.50	33,000,000	32,904,960	32,924,207	33,859,320
U.S. Agencies	3133ERHN4	Federal Farm Credit Bank	6/20/2024	10/20/2028		4.25	5,000,000	4,972,100	4,973,387	5,097,700
U.S. Agencies	3133ERHN4	Federal Farm Credit Bank	6/20/2024	10/20/2028		4.25	38,000,000	37,785,300	37,795,201	38,742,520
U.S. Agencies	3133EPC45	Federal Farm Credit Bank	11/13/2023	11/13/2028		4.63	12,000,000	11,984,040	11,986,600	12,392,040
U.S. Agencies	3133EPC45	Federal Farm Credit Bank	11/13/2023	11/13/2028		4.63	20,000,000	19,971,600	19,976,155	20,653,400
U.S. Agencies	3133EPC45	Federal Farm Credit Bank	11/13/2023	11/13/2028		4.63	55,000,000	54,922,285	54,934,748	56,796,850
U.S. Agencies	3130AVBD3	Federal Home Loan Bank	4/9/2024	3/9/2029		4.50	25,000,000	25,018,750	25,017,235	25,788,250
U.S. Agencies	3134H1YE7	Freddie Mac	3/28/2024	3/14/2029		5.91	20,000,000	20,000,000	20,000,000	19,995,200
U.S. Agencies	3134H1YE7	Freddie Mac	3/28/2024	3/14/2029		5.91	20,000,000	20,000,000	20,000,000	19,995,200
U.S. Agencies	3134H1YE7	Freddie Mac	3/28/2024	3/14/2029		5.91	20,000,000	20,000,000	20,000,000	19,995,200
U.S. Agencies	3134H1YE7	Freddie Mac	3/28/2024	3/14/2029		5.91	55,000,000	55,000,000	55,000,000	54,986,800
U.S. Agencies	3133EP5U5	Federal Farm Credit Bank	4/8/2024	3/20/2029		4.13	51,660,000	51,008,309	51,060,964	52,496,375
U.S. Agencies	3133ERDH1	Federal Farm Credit Bank	5/8/2024	4/30/2029		4.75	27,892,000	28,191,755	28,172,629	29,065,974
U.S. Agencies	3133ERDH1	Federal Farm Credit Bank	5/8/2024	4/30/2029		4.75	30,000,000	30,317,400	30,297,148	31,262,700
U.S. Agencies	3133ERDH1	Federal Farm Credit Bank	5/8/2024	4/30/2029		4.75	63,085,000	63,763,795	63,720,483	65,740,248
U.S. Agencies	3133ERGS4	Federal Farm Credit Bank	6/26/2024	6/11/2029		4.25	10,000,000	9,967,600	9,968,799	10,237,040
U.S. Agencies	3133ERGS4	Federal Farm Credit Bank	6/26/2024	6/11/2029		4.25	10,000,000	9,967,600	9,968,799	10,237,040
U.S. Agencies	3133ERGS4	Federal Farm Credit Bank	6/26/2024	6/11/2029		4.25	10,000,000	9,967,600	9,968,799	10,237,040
U.S. Agencies	3133ERGS4	Federal Farm Credit Bank	6/26/2024	6/11/2029		4.25	20,000,000	19,935,200	19,937,597	20,474,080
U.S. Agencies	3133ERGS4	Federal Farm Credit Bank	6/26/2024	6/11/2029		4.25	29,000,000	28,923,730	28,926,552	29,687,416
U.S. Agencies	3134H16K4	Freddie Mac	7/16/2024	7/9/2029		5.38	25,000,000	25,000,000	25,000,000	25,124,000
U.S. Agencies	3134H16K4	Freddie Mac	7/16/2024	7/9/2029		5.38	25,000,000	25,000,000	25,000,000	25,124,000
U.S. Agencies	3134H16K4	Freddie Mac	7/16/2024	7/9/2029		5.38	65,000,000	65,000,000	65,000,000	65,322,400
U.S. Agencies	3133ERKX8	Federal Farm Credit Bank	7/12/2024	7/12/2029		4.25	20,000,000	19,989,200	19,989,502	20,457,600
<b>Subtotals</b>						<b>3.45</b>	<b>\$ 7,065,637,000</b>	<b>\$ 7,057,112,896</b>	<b>\$ 7,060,107,563</b>	<b>\$ 7,023,799,140</b>
Public Time Deposits	PPGHASP70	Bridge Bank NA	6/17/2024	12/16/2024		5.36	\$ 10,000,000	\$ 10,000,000	\$ 10,000,000	\$ 10,000,000
Public Time Deposits	PPGO10LI6	Bank of San Francisco	7/8/2024	1/6/2025		5.35	10,000,000	10,000,000	10,000,000	10,000,000
Public Time Deposits	PPGICJO2	Bridge Bank NA	7/15/2024	1/13/2025		5.33	10,000,000	10,000,000	10,000,000	10,000,000
<b>Subtotals</b>						<b>5.35</b>	<b>\$ 30,000,000</b>	<b>\$ 30,000,000</b>	<b>\$ 30,000,000</b>	<b>\$ 30,000,000</b>
Negotiable CDs	13606KC38	Canadian Imperial Bank/NY	9/11/2023	9/9/2024		5.94	\$ 50,000,000	\$ 50,000,000	\$ 50,000,000	\$ 50,004,500
Negotiable CDs	78015J5K9	Royal Bank of Canada/NY	9/12/2023	9/9/2024		5.90	60,000,000	60,000,000	60,000,000	60,005,400
Negotiable CDs	89115DC61	Toronto Dominion Bank/NY	3/6/2024	9/10/2024		5.37	50,000,000	50,000,000	50,000,000	49,998,500
Negotiable CDs	13606KW51	Canadian Imperial Bank/NY	3/6/2024	9/11/2024		5.37	50,000,000	50,000,000	50,000,000	49,998,000
Negotiable CDs	06367DD44	Bank of Montreal/CHI	9/22/2023	9/23/2024		5.97	50,000,000	50,000,000	50,000,000	50,013,000
Negotiable CDs	78015JAK3	Royal Bank of Canada/NY	9/22/2023	9/23/2024		5.96	60,000,000	60,000,000	60,000,000	60,015,600



# Investment Inventory

## Pooled Fund

Type of Investment	CUSIP	Issuer Name	Maturity		Coupon	Par Value	Original Cost	Amortized	
			Settle Date	Date				Book Value	Market Value
Negotiable CDs	89115DCA2	Toronto Dominion Bank/NY	3/6/2024	9/25/2024	5.36	50,000,000	50,000,000	50,000,000	49,997,500
Negotiable CDs	06367DE43	Bank of Montreal/CHI	11/2/2023	10/21/2024	5.86	60,000,000	60,000,000	60,000,000	60,031,800
Negotiable CDs	89115BH52	Toronto Dominion Bank/NY	10/26/2023	10/21/2024	5.93	50,000,000	50,000,000	50,000,000	50,030,500
Negotiable CDs	06367DFA8	Bank of Montreal/CHI	12/1/2023	10/24/2024	5.58	50,000,000	50,000,000	50,000,000	50,009,500
Negotiable CDs	13606KZ41	Canadian Imperial Bank/NY	4/3/2024	10/24/2024	5.43	50,000,000	50,000,000	50,000,000	50,007,000
Negotiable CDs	78015JJ73	Royal Bank of Canada/NY	12/13/2023	10/24/2024	5.48	50,000,000	50,000,000	50,000,000	50,002,000
Negotiable CDs	89115BP95	Toronto Dominion Bank/NY	12/11/2023	10/24/2024	5.58	50,000,000	50,000,000	50,000,000	50,010,000
Negotiable CDs	89115DJS6	Toronto Dominion Bank/NY	4/3/2024	10/24/2024	5.43	50,000,000	50,000,000	50,000,000	50,006,000
Negotiable CDs	06367DEK7	Bank of Montreal/CHI	11/8/2023	11/6/2024	5.80	50,000,000	50,000,000	50,000,000	50,032,500
Negotiable CDs	06367DJB2	Bank of Montreal/CHI	4/12/2024	11/8/2024	5.44	51,000,000	51,000,000	51,000,000	51,012,240
Negotiable CDs	89115BT59	Toronto Dominion Bank/NY	4/15/2024	12/2/2024	5.51	50,000,000	50,000,000	50,000,000	50,036,500
Negotiable CDs	13606KZ66	Canadian Imperial Bank/NY	4/4/2024	1/2/2025	5.40	50,000,000	50,000,000	50,000,000	50,032,500
Negotiable CDs	89115DK21	Toronto Dominion Bank/NY	4/4/2024	1/2/2025	5.40	50,000,000	50,000,000	50,000,000	50,037,000
Negotiable CDs	78015JQ34	Royal Bank of Canada/NY	5/8/2024	1/28/2025	5.45	25,000,000	25,000,000	25,000,000	25,043,750
Negotiable CDs	06367DL94	Bank of Montreal/CHI	7/2/2024	2/24/2025	5.41	76,000,000	76,000,000	76,000,000	76,190,000
Negotiable CDs	13606K5B8	Canadian Imperial Bank/NY	7/2/2024	2/24/2025	5.41	50,000,000	50,000,000	50,000,000	50,124,500
Negotiable CDs	06367DLL7	Bank of Montreal/CHI	8/15/2024	3/12/2025	4.87	90,000,000	90,000,000	90,000,000	90,027,000
Negotiable CDs	89115BSZ4	Toronto Dominion Bank/NY	4/15/2024	4/9/2025	5.55	50,000,000	50,000,000	50,000,000	50,197,000
Negotiable CDs	06367DJY2	Bank of Montreal/CHI	5/14/2024	5/5/2025	5.47	50,000,000	50,000,000	50,000,000	50,234,000
Negotiable CDs	89115DR65	Toronto Dominion Bank/NY	5/14/2024	5/5/2025	5.47	65,000,000	65,000,000	65,000,000	65,283,400
Negotiable CDs	78015JVF1	Royal Bank of Canada/NY	8/15/2024	7/1/2025	4.61	50,000,000	50,000,000	50,000,000	50,010,000
Negotiable CDs	78015JTB3	Royal Bank of Canada/NY	7/16/2024	7/14/2025	5.09	50,000,000	50,000,000	50,000,000	50,214,500
<b>Subtotals</b>					<b>5.49</b>	<b>\$ 1,487,000,000</b>	<b>\$ 1,487,000,000</b>	<b>\$ 1,487,000,000</b>	<b>\$ 1,488,604,190</b>
Commercial Paper	59157TJJ3	MetLife Short term	8/6/2024	9/18/2024	0.00	\$ 70,000,000	\$ 69,555,189	\$ 69,824,144	\$ 69,792,800
Commercial Paper	59157TK44	MetLife Short term	3/28/2024	10/4/2024	0.00	15,000,000	14,588,333	14,928,500	14,921,370
Commercial Paper	62479LKH7	MUFG Bank Ltd/NY	8/13/2024	10/17/2024	0.00	70,000,000	69,333,931	69,528,628	69,505,450
Commercial Paper	89233GKP0	Toyota Motor Credit	3/26/2024	10/23/2024	0.00	75,000,000	72,714,167	74,436,667	74,404,350
Commercial Paper	59157TKQ5	MetLife Short term	4/3/2024	10/24/2024	0.00	10,000,000	9,705,900	9,923,592	9,920,140
Commercial Paper	62479LKQ7	MUFG Bank Ltd/NY	3/25/2024	10/24/2024	0.00	50,000,000	48,455,750	49,615,750	49,597,550
Commercial Paper	62479LQK7	MUFG Bank Ltd/NY	4/3/2024	10/24/2024	0.00	50,000,000	48,501,167	49,610,597	49,597,550
Commercial Paper	89233GKQ8	Toyota Motor Credit	4/2/2024	10/24/2024	0.00	50,000,000	48,508,056	49,614,278	49,595,950
Commercial Paper	62479LL45	MUFG Bank Ltd/NY	4/12/2024	11/4/2024	0.00	23,000,000	22,303,777	22,783,698	22,779,637
Commercial Paper	62479LLJ2	MUFG Bank Ltd/NY	4/12/2024	11/18/2024	0.00	52,000,000	50,318,956	51,403,993	51,401,584
Commercial Paper	89233GM29	Toyota Motor Credit	4/15/2024	12/2/2024	0.00	65,000,000	62,789,458	64,119,611	64,130,170
Commercial Paper	62479LM44	MUFG Bank Ltd/NY	4/30/2024	12/4/2024	0.00	36,000,000	34,835,880	35,498,040	35,508,420
Commercial Paper	62479LMD4	MUFG Bank Ltd/NY	6/24/2024	12/13/2024	0.00	15,000,000	14,619,450	14,772,113	14,777,610
Commercial Paper	62479LMG7	MUFG Bank Ltd/NY	4/30/2024	12/16/2024	0.00	50,000,000	48,297,361	49,215,306	49,239,350
Commercial Paper	89233GMG8	Toyota Motor Credit	5/20/2024	12/16/2024	0.00	65,000,000	62,994,208	63,987,553	64,012,520
Commercial Paper	62479LMJ1	MUFG Bank Ltd/NY	6/24/2024	12/18/2024	0.00	50,000,000	48,694,625	49,203,500	49,226,500
Commercial Paper	62479LMP7	MUFG Bank Ltd/NY	6/24/2024	12/23/2024	0.00	22,000,000	21,410,522	21,634,006	21,645,602
Commercial Paper	62479LMW2	MUFG Bank Ltd/NY	6/24/2024	12/30/2024	0.00	15,000,000	14,582,625	14,735,000	14,745,120
Commercial Paper	62479LNP6	MUFG Bank Ltd/NY	6/24/2024	1/23/2025	0.00	15,000,000	14,532,288	14,683,800	14,701,125
Commercial Paper	89233GNQ5	Toyota Motor Credit	5/10/2024	1/24/2025	0.00	60,000,000	57,729,433	58,728,833	58,799,280
Commercial Paper	89233GNU6	Toyota Motor Credit	6/25/2024	1/28/2025	0.00	50,000,000	48,420,722	48,915,611	48,975,000
Commercial Paper	62479LNV3	MUFG Bank Ltd/NY	5/7/2024	1/29/2025	0.00	50,000,000	48,045,708	48,902,083	48,967,000
Commercial Paper	89233GPC4	Toyota Motor Credit	8/28/2024	2/12/2025	0.00	75,000,000	73,292,000	73,332,667	73,322,925
Commercial Paper	62479LPM1	MUFG Bank Ltd/NY	7/17/2024	2/21/2025	0.00	8,000,000	7,749,853	7,811,912	7,811,912
Commercial Paper	62479LQA6	MUFG Bank Ltd/NY	7/17/2024	3/10/2025	0.00	25,000,000	24,162,528	24,325,764	24,361,900
Commercial Paper	62479LQE8	MUFG Bank Ltd/NY	7/17/2024	3/14/2025	0.00	26,000,000	25,114,267	25,284,032	25,324,312

# Investment Inventory

## Pooled Fund

Type of Investment	CUSIP	Issuer Name	Settle Date	Maturity		Coupon	Par Value	Original Cost	Amortized		
				Date					Book Value	Market Value	
Commercial Paper	62479LQE8	MUFG Bank Ltd/NY	7/15/2024	3/14/2025		0.00	50,000,000	48,279,111	48,620,444	48,700,600	
Commercial Paper	62479LQM0	MUFG Bank Ltd/NY	7/17/2024	3/21/2025		0.00	15,000,000	14,475,125	14,572,875	14,598,120	
Commercial Paper	89233GQQ2	Toyota Motor Credit	7/2/2024	3/24/2025		0.00	50,000,000	48,093,472	48,532,333	48,642,800	
Commercial Paper	89233GQQ2	Toyota Motor Credit	7/18/2024	3/24/2025		0.00	50,000,000	48,250,083	48,566,333	48,642,800	
Commercial Paper	89233GQQ2	Toyota Motor Credit	7/30/2024	3/24/2025		0.00	60,000,000	58,017,100	58,293,200	58,371,360	
<b>Subtotals</b>							<b>0.00</b>	<b>\$ 1,317,000,000</b>	<b>\$ 1,278,371,045</b>	<b>\$ 1,295,395,346</b>	<b>\$ 1,296,020,807</b>
Medium Term Notes	91324PFF4	United Health	7/25/2024	7/15/2026		4.75	\$ 15,000,000	\$ 14,974,800	\$ 14,976,130	\$ 15,104,385	
Medium Term Notes	594918CN2	Microsoft	7/9/2024	9/15/2026		3.40	6,452,000	6,270,957	6,283,208	6,368,447	
Medium Term Notes	594918CN2	Microsoft	7/9/2024	9/15/2026		3.40	13,009,000	12,645,919	12,670,488	12,840,533	
<b>Subtotals</b>							<b>0.08</b>	<b>\$ 34,461,000</b>	<b>\$ 33,891,676</b>	<b>\$ 33,929,826</b>	<b>\$ 34,313,365</b>
Money Market Funds	09248U718	BlackRock Liquidity Funds T-Fund	8/31/2024	9/1/2024		5.18	\$ 38,767,527	\$ 38,767,527	\$ 38,767,527	\$ 38,767,527	
Money Market Funds	31607A703	Fidelity Govt Portfolio	8/31/2024	9/1/2024		5.24	798,872,400	798,872,400	798,872,400	798,872,400	
Money Market Funds	608919718	Federated Hermes Govt Obligations Fi	8/31/2024	9/1/2024		5.20	383,923,354	383,923,354	383,923,354	383,923,354	
Money Market Funds	262006208	Dreyfus Government Cash Manageme	8/31/2024	9/1/2024		5.18	27,975,704	27,975,704	27,975,704	27,975,704	
Money Market Funds	85749T517	State Street Institutional U.S. Govt MV	8/31/2024	9/1/2024		5.21	508,542,171	508,542,171	508,542,171	508,542,171	
Money Market Funds	61747C319	Morgan Stanley Institutional Liquidity F	8/31/2024	9/1/2024		5.19	17,056,792	17,056,792	17,056,792	17,056,792	
<b>Subtotals</b>							<b>5.17</b>	<b>\$ 1,775,137,948</b>	<b>\$ 1,775,137,948</b>	<b>\$ 1,775,137,948</b>	<b>\$ 1,775,137,948</b>
Supranational	4581X0DZ8	Inter-American Development Bank	11/4/2021	9/23/2024		0.50	\$ 50,000,000	\$ 49,595,500	\$ 49,991,557	\$ 49,848,250	
Supranational	45950VQG4	International Finance Corp	10/22/2021	9/23/2024		0.44	10,000,000	9,918,700	9,998,324	9,967,900	
Supranational	4581X0CM8	Inter-American Development Bank	4/26/2021	1/15/2025		2.13	100,000,000	105,676,000	100,567,600	98,966,200	
Supranational	459058HT3	Int'l Bank for Recon and Dev	3/22/2024	1/15/2025		1.63	29,314,000	28,488,811	28,938,663	28,962,379	
Supranational	459058JB0	Int'l Bank for Recon and Dev	7/23/2021	4/22/2025		0.63	40,000,000	40,086,000	40,014,637	38,995,240	
Supranational	4581X0DN5	Inter-American Development Bank	11/1/2021	7/15/2025		0.63	28,900,000	28,519,098	28,810,691	27,967,773	
Supranational	45950VRU2	International Finance Corp	1/26/2023	1/26/2026		4.02	100,000,000	100,000,000	100,000,000	99,559,000	
Supranational	45818WDG8	Inter-American Development Bank	8/25/2021	2/27/2026		0.82	19,500,000	19,556,907	19,518,796	18,578,430	
Supranational	459058KJ1	Int'l Bank for Recon and Dev	7/17/2024	6/15/2027		3.13	12,323,000	11,934,333	11,951,152	12,106,140	
Supranational	4581X0EN4	Inter-American Development Bank	4/9/2024	2/15/2029		4.13	25,000,000	24,630,000	24,660,259	25,342,500	
Supranational	4581X0EN4	Inter-American Development Bank	7/17/2024	2/15/2029		4.13	50,000,000	49,827,000	49,831,754	50,685,000	
<b>Subtotals</b>							<b>2.38</b>	<b>\$ 465,037,000</b>	<b>\$ 468,232,349</b>	<b>\$ 464,283,433</b>	<b>\$ 460,978,811</b>
Secured Bank Deposit	0660P0999	Bank of America TTX INV Deposit Acc	8/31/2024	9/1/2024		5.35	101,100,091	101,100,091	101,100,091	101,100,091	
<b>Subtotals</b>							<b>5.35</b>	<b>\$ 101,100,091</b>	<b>\$ 101,100,091</b>	<b>\$ 101,100,091</b>	<b>\$ 101,100,091</b>
<b>Grand Totals</b>							<b>3.04</b>	<b>\$ 16,055,373,039</b>	<b>\$ 15,991,938,167</b>	<b>\$ 16,008,341,290</b>	<b>\$ 15,887,660,538</b>

# Monthly Investment Earnings

## Pooled Fund

For month ended August 31, 2024

Type of Investment	CUSIP	Issuer Name	Par Value	Accrued Interest Earned	(Amortization) / Accretion	Realized Gain/(Loss)	Total Earnings
U.S. Treasuries	91282CBC4	T 0.375 12/31/2025	\$ 50,000,000	15,795	9,544	\$	25,339
U.S. Treasuries	91282CAT8	T 0.250 10/31/2025	50,000,000	10,530	12,719		23,249
U.S. Treasuries	91282CBC4	T 0.375 12/31/2025	50,000,000	15,795	12,767		28,561
U.S. Treasuries	91282CAT8	T 0.250 10/31/2025	50,000,000	10,530	16,771		27,301
U.S. Treasuries	91282CAT8	T 0.250 10/31/2025	50,000,000	10,530	17,325		27,854
U.S. Treasuries	912828ZW3	T 0.250 06/30/2025	50,000,000	10,530	16,915		27,445
U.S. Treasuries	912828ZW3	T 0.250 06/30/2025	50,000,000	10,530	18,849		29,379
U.S. Treasuries	912828G38	T 2.250 11/15/2024	50,000,000	94,769	(72,728)		22,041
U.S. Treasuries	912828G38	T 2.250 11/15/2024	50,000,000	94,769	(74,467)		20,302
U.S. Treasuries	912828YY0	T 1.750 12/31/2024	50,000,000	73,709	(49,765)		23,945
U.S. Treasuries	912828ZC7	T 1.125 02/28/2025	50,000,000	47,410	(21,690)		25,720
U.S. Treasuries	912828Z52	T 1.375 01/31/2025	50,000,000	57,914	(33,489)		24,426
U.S. Treasuries	912828ZC7	T 1.125 02/28/2025	50,000,000	47,410	(21,636)		25,774
U.S. Treasuries	912828Z52	T 1.375 01/31/2025	50,000,000	57,914	(33,700)		24,214
U.S. Treasuries	912828YM6	T 1.500 10/31/2024	50,000,000	63,179	(41,798)		21,381
U.S. Treasuries	912828ZF0	T 0.500 03/31/2025	50,000,000	21,175	4,732		25,906
U.S. Treasuries	912828ZF0	T 0.500 03/31/2025	50,000,000	21,175	3,443		24,618
U.S. Treasuries	91282CAM3	T 0.250 09/30/2025	50,000,000	10,587	17,234		27,822
U.S. Treasuries	912828ZW3	T 0.250 06/30/2025	50,000,000	10,530	14,756		25,286
U.S. Treasuries	912828ZW3	T 0.250 06/30/2025	50,000,000	10,530	16,772		27,302
U.S. Treasuries	912828ZW3	T 0.250 06/30/2025	50,000,000	10,530	15,378		25,908
U.S. Treasuries	912828ZL7	T 0.375 04/30/2025	50,000,000	15,795	8,266		24,061
U.S. Treasuries	91282CBW0	T 0.750 04/30/2026	50,000,000	31,590	5,928		37,518
U.S. Treasuries	91282CBW0	T 0.750 04/30/2026	50,000,000	31,590	4,739		36,329
U.S. Treasuries	91282CCJ8	T 0.875 06/30/2026	50,000,000	36,855	1,162		38,016
U.S. Treasuries	912828ZW3	T 0.250 06/30/2025	50,000,000	10,530	14,750		25,280
U.S. Treasuries	91282CCJ8	T 0.875 06/30/2026	50,000,000	36,855	(1,203)		35,652
U.S. Treasuries	91282CCJ8	T 0.875 06/30/2026	50,000,000	36,855	(5,941)		30,914
U.S. Treasuries	91282CCJ8	T 0.875 06/30/2026	50,000,000	36,855	(5,639)		31,216
U.S. Treasuries	912828R36	T 1.625 05/15/2026	50,000,000	68,444	(38,871)		29,573
U.S. Treasuries	91282CAM3	T 0.250 09/30/2025	50,000,000	10,587	14,592		25,179
U.S. Treasuries	912828ZW3	T 0.250 06/30/2025	50,000,000	10,530	10,877		21,407
U.S. Treasuries	91282CAB7	T 0.250 07/31/2025	50,000,000	10,530	11,519		22,049
U.S. Treasuries	912828ZW3	T 0.250 06/30/2025	50,000,000	10,530	12,926		23,456
U.S. Treasuries	91282CCJ8	T 0.875 06/30/2026	50,000,000	36,855	(7,040)		29,815
U.S. Treasuries	91282CAB7	T 0.250 07/31/2025	50,000,000	10,530	13,566		24,096
U.S. Treasuries	91282CCJ8	T 0.875 06/30/2026	50,000,000	36,855	(4,172)		32,682
U.S. Treasuries	91282CCT6	T 0.375 08/15/2024		7,212	1,309		8,521
U.S. Treasuries	912828R36	T 1.625 05/15/2026	50,000,000	68,444	(34,036)		34,409
U.S. Treasuries	912828XB1	T 2.125 05/15/2025	50,000,000	89,504	(65,387)		24,117
U.S. Treasuries	91282CCJ8	T 0.875 06/30/2026	50,000,000	36,855	1,114		37,968
U.S. Treasuries	91282CCW9	T 0.750 08/31/2026	50,000,000	31,607	9,496		41,103
U.S. Treasuries	91282CCZ2	T 0.875 09/30/2026	50,000,000	37,056	5,295		42,351
U.S. Treasuries	91282CCZ2	T 0.875 09/30/2026	50,000,000	37,056	5,595		42,651
U.S. Treasuries	91282CCJ8	T 0.875 06/30/2026	50,000,000	36,855	7,322		44,177
U.S. Treasuries	91282CCZ2	T 0.875 09/30/2026	50,000,000	37,056	11,694		48,750
U.S. Treasuries	91282CDK4	T 1.250 11/30/2026	50,000,000	52,937	(1,229)		51,708
U.S. Treasuries	91282CDK4	T 1.250 11/30/2026	50,000,000	52,937	(1,997)		50,940



# Monthly Investment Earnings

## Pooled Fund

Type of Investment	CUSIP	Issuer Name	Par Value	Accrued Interest Earned	(Amortization) / Accretion	Realized Gain/(Loss)	Total Earnings
U.S. Treasuries	912828ZW3	T 0.250 06/30/2025	50,000,000	10,530	32,670		43,200
U.S. Treasuries	91282CCJ8	T 0.875 06/30/2026	50,000,000	36,855	18,408		55,263
U.S. Treasuries	91282CDQ1	T 1.250 12/31/2026	50,000,000	52,649	51,594		104,243
U.S. Treasuries	91282CDK4	T 1.250 11/30/2026	50,000,000	52,937	53,063		106,000
U.S. Treasuries	91282CEF4	T 2.500 03/31/2027	25,000,000	52,937	4,125		57,062
U.S. Treasuries	91282CFK2	T 3.500 09/15/2025	50,000,000	147,418	29,766		177,185
U.S. Treasuries	91282CHX2	T 4.375 08/31/2028	50,000,000	184,372	(2,072)		182,300
U.S. Treasuries	91282CHK0	T 4.000 06/30/2028	50,000,000	168,478	481		168,959
U.S. Treasuries	91282CHK0	T 4.000 06/30/2028	50,000,000	168,478	1,379		169,857
U.S. Treasuries	91282CHK0	T 4.000 06/30/2028	50,000,000	168,478	1,826		170,304
U.S. Treasuries	91282CHL8	T 4.625 06/30/2025	50,000,000	194,803	1,425		196,228
U.S. Treasuries	91282CHK0	T 4.000 06/30/2028	50,000,000	168,478	6,221		174,699
U.S. Treasuries	91282CHK0	T 4.000 06/30/2028	50,000,000	168,478	13,714		182,192
U.S. Treasuries	912797GL5	B 0.000 09/05/2024	50,000,000		219,657		219,657
U.S. Treasuries	91282CEW7	T 3.250 06/30/2027	50,000,000	136,889	46,575		183,463
U.S. Treasuries	91282CEW7	T 3.250 06/30/2027	50,000,000	136,889	49,441		186,329
U.S. Treasuries	91282CKD2	T 4.250 02/28/2029	50,000,000	179,104	3,930		183,034
U.S. Treasuries	9128284N7	T 2.875 05/15/2028	65,000,000	157,422	81,130		238,551
U.S. Treasuries	9128286B1	T 2.625 02/15/2029	50,000,000	111,113	75,077		186,189
U.S. Treasuries	91282CHK0	T 4.000 06/30/2028	50,000,000	168,478	21,787		190,266
U.S. Treasuries	91282CKV2	T 4.625 06/15/2027	50,000,000	195,867	(5,697)		190,170
U.S. Treasuries	91282CKV2	T 4.625 06/15/2027	50,000,000	195,867	(8,480)		187,388
U.S. Treasuries	912797LD7	B 0.000 11/14/2024	65,000,000		100,438		100,438
U.S. Treasuries	912797MP9	B 0.000 12/17/2024	75,000,000		41,125		41,125
U.S. Treasuries	912797LA3	B 0.000 09/03/2024	100,000,000		28,889		28,889
U.S. Treasuries	912797LA3	B 0.000 09/03/2024	100,000,000		28,833		28,833
<b>Subtotals</b>			<b>\$ 3,780,000,000</b>	<b>\$ 4,481,664</b>	<b>\$ 697,867</b>	<b>\$ -</b>	<b>\$ 5,179,531</b>
Federal Agencies	3133ELCP7	FFCB 1.625 12/03/2024	\$ 25,000,000	\$ 33,854	\$ 679		\$ 34,533
Federal Agencies	3137EAEP0	FHLMC 1.500 02/12/2025	15,000,000	18,750	196		18,946
Federal Agencies	3137EAEP0	FHLMC 1.500 02/12/2025	5,000,000	6,250	65		6,315
Federal Agencies	3137EAEP0	FHLMC 1.500 02/12/2025	5,000,000	6,250	65		6,315
Federal Agencies	3137EAEP0	FHLMC 1.500 02/12/2025	5,000,000	6,250	65		6,315
Federal Agencies	3137EAEP0	FHLMC 1.500 02/12/2025	50,000,000	62,500	654		63,154
Federal Agencies	3133ELQY3	FFCB 1.210 03/03/2025	24,000,000	24,200	614		24,814
Federal Agencies	3133ELQY3	FFCB 1.210 03/03/2025	16,000,000	16,133	159		16,293
Federal Agencies	3135G05X7	FNMA 0.375 08/25/2025	72,500,000	22,656	12,045		34,701
Federal Agencies	3137EAEX3	FHLMC 0.375 09/23/2025	22,600,000	7,063	5,676		12,738
Federal Agencies	3135G05X7	FNMA 0.375 08/25/2025	25,000,000	7,813	5,987		13,799
Federal Agencies	3133EMWT5	FFCB 0.600 04/21/2025	50,000,000	25,000	562		25,562
Federal Agencies	3135G0X24	FNMA 1.625 01/07/2025	39,060,000	52,894	(35,924)		16,969
Federal Agencies	3137EAEP0	FHLMC 1.500 02/12/2025	53,532,000	66,915	(42,685)		24,230
Federal Agencies	3130AN4A5	FHLB 0.700 06/30/2025	17,680,000	10,313	(1,169)		9,145
Federal Agencies	3135G03U5	FNMA 0.625 04/22/2025	50,000,000	26,042	(2,426)		23,616
Federal Agencies	3130ANMP2	FHLB 1.070 07/27/2026	25,000,000	22,292			22,292
Federal Agencies	3130ANMP2	FHLB 1.070 07/27/2026	25,000,000	22,292			22,292
Federal Agencies	3130ANMP2	FHLB 1.070 07/27/2026	25,000,000	22,292			22,292
Federal Agencies	3130ANMP2	FHLB 1.070 07/27/2026	25,000,000	22,292			22,292
Federal Agencies	3133EMZ21	FFCB 0.690 04/06/2026	15,500,000	8,913	763		9,675

# Monthly Investment Earnings

## Pooled Fund

Type of Investment	CUSIP	Issuer Name	Par Value	Accrued Interest Earned	(Amortization) / Accretion	Realized Gain/(Loss)	Total Earnings
Federal Agencies	3130ANNM8	FHLB 1.050 07/13/2026	25,000,000	21,875			21,875
Federal Agencies	3130ANNM8	FHLB 1.050 07/13/2026	25,000,000	21,875			21,875
Federal Agencies	3130ANNM8	FHLB 1.050 07/13/2026	25,000,000	21,875			21,875
Federal Agencies	3130ANNM8	FHLB 1.050 07/13/2026	25,000,000	21,875			21,875
Federal Agencies	3133EM5X6	FFCB 0.430 09/23/2024	25,000,000	8,958	714		9,673
Federal Agencies	3133EM5X6	FFCB 0.430 09/23/2024	50,000,000	17,917	1,428		19,345
Federal Agencies	3133EM5X6	FFCB 0.430 09/23/2024	50,000,000	17,917	1,428		19,345
Federal Agencies	3130ANTG5	FHLB 1.050 08/10/2026	25,000,000	21,875			21,875
Federal Agencies	3130ANTG5	FHLB 1.050 08/10/2026	25,000,000	21,875			21,875
Federal Agencies	3130ANTG5	FHLB 1.050 08/10/2026	25,000,000	21,875			21,875
Federal Agencies	3130ANTG5	FHLB 1.050 08/10/2026	25,000,000	21,875			21,875
Federal Agencies	3130AP6T7	FHLB 1.075 09/03/2026	25,000,000	22,396			22,396
Federal Agencies	3130AP6T7	FHLB 1.075 09/03/2026	25,000,000	22,396			22,396
Federal Agencies	3130AP6T7	FHLB 1.075 09/03/2026	25,000,000	22,396			22,396
Federal Agencies	3130AP6T7	FHLB 1.075 09/03/2026	25,000,000	22,396			22,396
Federal Agencies	3130A8ZQ9	FHLB 1.750 09/12/2025	10,295,000	15,014	(6,163)		8,850
Federal Agencies	3133ENEG1	FFCB 1.050 11/17/2025	55,000,000	48,125	1,634		49,759
Federal Agencies	3133ENEG1	FFCB 1.050 11/17/2025	39,675,000	34,716	1,120		35,835
Federal Agencies	3133ENEJ5	FFCB 0.875 11/18/2024	50,000,000	36,458	1,626		38,085
Federal Agencies	3133ENEJ5	FFCB 0.875 11/18/2024	10,000,000	7,292	325		7,617
Federal Agencies	3133ENEJ5	FFCB 0.875 11/18/2024	10,000,000	7,292	325		7,617
Federal Agencies	3130APPR0	FHLB 1.430 10/19/2026	25,000,000	29,792			29,792
Federal Agencies	3130APPR0	FHLB 1.430 10/19/2026	25,000,000	29,792			29,792
Federal Agencies	3130APPR0	FHLB 1.430 10/19/2026	25,000,000	29,792			29,792
Federal Agencies	3130APPR0	FHLB 1.430 10/19/2026	25,000,000	29,792			29,792
Federal Agencies	3130AQ7L1	FHLB 1.605 11/16/2026	25,000,000	33,438			33,438
Federal Agencies	3130AQ7L1	FHLB 1.605 11/16/2026	25,000,000	33,438			33,438
Federal Agencies	3130AQ7L1	FHLB 1.605 11/16/2026	25,000,000	33,438			33,438
Federal Agencies	3130AQ7L1	FHLB 1.605 11/16/2026	25,000,000	33,438			33,438
Federal Agencies	3133ENGQ7	FFCB 0.920 12/09/2024	50,000,000	38,333	424		38,758
Federal Agencies	3133ENGQ7	FFCB 0.920 12/09/2024	50,000,000	38,333	1,047		39,380
Federal Agencies	3135G04Z3	FNMA 0.500 06/17/2025	10,000,000	4,167	5,068		9,235
Federal Agencies	3135G03U5	FNMA 0.625 04/22/2025	37,938,000	19,759	14,359		34,119
Federal Agencies	3135G04Z3	FNMA 0.500 06/17/2025	4,655,000	1,940	2,369		4,309
Federal Agencies	3135G03U5	FNMA 0.625 04/22/2025	50,000,000	26,042	19,039		45,081
Federal Agencies	3133ENHM5	FFCB 1.170 12/16/2025	45,000,000	43,875	974		44,849
Federal Agencies	3133ENHM5	FFCB 1.170 12/16/2025	50,000,000	48,750	1,082		49,832
Federal Agencies	3130AQJ95	FHLB 1.645 12/14/2026	25,000,000	34,271			34,271
Federal Agencies	3130AQJ95	FHLB 1.645 12/14/2026	25,000,000	34,271			34,271
Federal Agencies	3130AQJ95	FHLB 1.645 12/14/2026	25,000,000	34,271			34,271
Federal Agencies	3130AQJ95	FHLB 1.645 12/14/2026	25,000,000	34,271			34,271
Federal Agencies	3133ENKS8	FFCB 1.125 01/06/2025	20,000,000	18,750	1,279		20,029
Federal Agencies	3133ENKS8	FFCB 1.125 01/06/2025	25,000,000	23,438	1,598		25,036
Federal Agencies	3133ENKS8	FFCB 1.125 01/06/2025	25,000,000	23,438	1,598		25,036
Federal Agencies	3130ARB59	FHLB 2.350 03/08/2027	25,000,000	48,958			48,958
Federal Agencies	3130ARB59	FHLB 2.350 03/08/2027	25,000,000	48,958			48,958
Federal Agencies	3130ARB59	FHLB 2.350 03/08/2027	25,000,000	48,958			48,958
Federal Agencies	3130ARB59	FHLB 2.350 03/08/2027	25,000,000	48,958			48,958
Federal Agencies	3133ENRD4	FFCB 1.680 03/10/2027	48,573,000	68,002	19,434		87,436

# Monthly Investment Earnings

## Pooled Fund

<u>Type of Investment</u>	<u>CUSIP</u>	<u>Issuer Name</u>	<u>Par Value</u>	<u>Accrued Interest Earned</u>	<u>(Amortization) / Accretion</u>	<u>Realized Gain/(Loss)</u>	<u>Total Earnings</u>
Federal Agencies	3133ENUD0	FFCB 2.640 04/08/2026	20,000,000	44,000	823		44,823
Federal Agencies	3133ENUD0	FFCB 2.640 04/08/2026	30,000,000	66,000	1,235		67,235
Federal Agencies	3133ENTS9	FFCB 2.600 04/05/2027	24,500,000	53,083	2,089		55,172
Federal Agencies	3133ENTS9	FFCB 2.600 04/05/2027	22,500,000	48,750	1,829		50,579
Federal Agencies	3133ENTS9	FFCB 2.600 04/05/2027	25,000,000	54,167	3,329		57,496
Federal Agencies	3133ENXE5	FFCB 2.850 05/23/2025	6,000,000	14,250	238		14,488
Federal Agencies	3133ENXE5	FFCB 2.850 05/23/2025	20,000,000	47,500	792		48,292
Federal Agencies	3133ENYQ7	FFCB 2.950 06/13/2025	50,000,000	122,917	693		123,610
Federal Agencies	3133ENZK9	FFCB 3.240 06/28/2027	27,865,000	75,236	(3,993)		71,242
Federal Agencies	3130ASGU7	FHLB 3.500 06/11/2027	12,375,000	36,094	(3,083)		33,011
Federal Agencies	3130ASGU7	FHLB 3.500 06/11/2027	10,000,000	29,167	(2,453)		26,713
Federal Agencies	3130ASGU7	FHLB 3.500 06/11/2027	21,725,000	63,365	(5,058)		58,307
Federal Agencies	3130ASG86	FHLB 3.375 06/13/2025	12,700,000	35,719	(3,146)		32,573
Federal Agencies	3130ASG86	FHLB 3.375 06/13/2025	11,940,000	33,581	(1,787)		31,794
Federal Agencies	3133ENJ35	FFCB 3.320 02/25/2026	35,000,000	96,833	1,026		97,859
Federal Agencies	3133ENJ84	FFCB 3.375 08/26/2024		117,188	2,856		120,043
Federal Agencies	3133ENP79	FFCB 4.250 09/26/2024	50,000,000	177,083	170		177,253
Federal Agencies	3130ATT31	FHLB 4.500 10/03/2024	50,000,000	187,500	6,160		193,660
Federal Agencies	3133ENZ37	FFCB 4.875 01/10/2025	20,000,000	81,250	47		81,297
Federal Agencies	3133ENZ37	FFCB 4.875 01/10/2025	10,000,000	40,625	23		40,648
Federal Agencies	3133ENZ37	FFCB 4.875 01/10/2025	20,000,000	81,250	16		81,266
Federal Agencies	3130ATVD6	FHLB 4.875 09/13/2024	50,000,000	203,125	(2,856)		200,269
Federal Agencies	3133EN2L3	FFCB 4.125 05/17/2027	21,000,000	72,188	245		72,433
Federal Agencies	3133EN2L3	FFCB 4.125 05/17/2027	5,000,000	17,188	65		17,253
Federal Agencies	3133EN2L3	FFCB 4.125 05/17/2027	4,650,000	15,984	61		16,045
Federal Agencies	3133EN2L3	FFCB 4.125 05/17/2027	25,000,000	85,938	326		86,263
Federal Agencies	3133ENZ94	FFCB 4.500 11/18/2024	25,000,000	93,750	1,124		94,874
Federal Agencies	3133EN4B3	FFCB 4.250 06/13/2025	15,000,000	53,125	394		53,519
Federal Agencies	3133EN4B3	FFCB 4.250 06/13/2025	15,000,000	53,125	346		53,471
Federal Agencies	3133EN4B3	FFCB 4.250 06/13/2025	15,000,000	53,125	372		53,497
Federal Agencies	3133EN4N7	FFCB 4.250 12/20/2024	25,000,000	88,542	1,930		90,471
Federal Agencies	3133EN4N7	FFCB 4.250 12/20/2024	10,000,000	35,417	725		36,142
Federal Agencies	3133EN4N7	FFCB 4.250 12/20/2024	25,000,000	88,542	1,930		90,471
Federal Agencies	3133EN5E6	FFCB 4.000 12/29/2025	15,000,000	50,000	1,281		51,281
Federal Agencies	3133EN5E6	FFCB 4.000 12/29/2025	25,000,000	83,333	2,157		85,490
Federal Agencies	3133EN5E6	FFCB 4.000 12/29/2025	20,000,000	66,667	1,708		68,375
Federal Agencies	3133EN6A3	FFCB 4.000 01/13/2026	30,000,000	100,000	645		100,645
Federal Agencies	3133EN6A3	FFCB 4.000 01/13/2026	20,000,000	66,667	498		67,164
Federal Agencies	3133EPAG0	FFCB 4.250 02/10/2025	29,875,000	105,807	6,740		112,547
Federal Agencies	3133EPAG0	FFCB 4.250 02/10/2025	10,000,000	35,417	2,239		37,656
Federal Agencies	3130AUTC8	FHLB 4.010 02/06/2026	21,100,000	70,509	3,250		73,759
Federal Agencies	3130AUVZ4	FHLB 4.500 02/13/2025	50,000,000	187,500	3,329		190,829
Federal Agencies	3133EPBF1	FFCB 4.875 08/21/2024		27,083	157		27,241
Federal Agencies	3133EPBF1	FFCB 4.875 08/21/2024		67,708	366		68,074
Federal Agencies	3133EPBF1	FFCB 4.875 08/21/2024		54,167	293		54,459
Federal Agencies	3133EPBJ3	FFCB 4.375 02/23/2026	50,000,000	182,292	2,319		184,611
Federal Agencies	3133EPBJ3	FFCB 4.375 02/23/2026	25,000,000	91,146	1,315		92,461
Federal Agencies	3133EPBJ3	FFCB 4.375 02/23/2026	28,000,000	102,083	1,299		103,382
Federal Agencies	3133EPBM6	FFCB 4.125 08/23/2027	10,000,000	34,375	491		34,866

# Monthly Investment Earnings

## Pooled Fund

<u>Type of Investment</u>	<u>CUSIP</u>	<u>Issuer Name</u>	<u>Par Value</u>	<u>Accrued Interest Earned</u>	<u>(Amortization) / Accretion</u>	<u>Realized Gain/(Loss)</u>	<u>Total Earnings</u>
Federal Agencies	3130AV7L0	FHLB 5.000 02/28/2025	25,000,000	104,167	1,405		105,572
Federal Agencies	3130AV7L0	FHLB 5.000 02/28/2025	35,000,000	145,833	1,967		147,801
Federal Agencies	3133EPDL6	FFCB 4.850 10/01/2025	50,000,000	202,083			202,083
Federal Agencies	3135GAFY2	FNMA 5.320 10/03/2024	50,000,000	221,667			221,667
Federal Agencies	3135GAFY2	FNMA 5.320 10/03/2024	25,000,000	110,833			110,833
Federal Agencies	3135GAFY2	FNMA 5.320 10/03/2024	25,000,000	110,833			110,833
Federal Agencies	3135GAG39	FNMA 5.375 12/30/2024	25,000,000	111,979			111,979
Federal Agencies	3135GAG39	FNMA 5.375 12/30/2024	25,000,000	111,979			111,979
Federal Agencies	3135GAG39	FNMA 5.375 12/30/2024	25,000,000	111,979			111,979
Federal Agencies	3135GAG39	FNMA 5.375 12/30/2024	25,000,000	111,979			111,979
Federal Agencies	3133EPHD0	FFCB 4.500 10/28/2024	20,000,000	75,000	1,784		76,784
Federal Agencies	3133EPHD0	FFCB 4.500 10/28/2024	25,000,000	93,750	2,315		96,065
Federal Agencies	3130ATST5	FHLB 4.375 06/13/2025	10,000,000	36,458	(2,627)		33,831
Federal Agencies	3134GYRY0	FHLMC 5.290 11/02/2026	25,000,000	110,208			110,208
Federal Agencies	3134GYRY0	FHLMC 5.290 11/02/2026	25,000,000	110,208			110,208
Federal Agencies	3134GYRY0	FHLMC 5.290 11/02/2026	25,000,000	110,208			110,208
Federal Agencies	3134GYRY0	FHLMC 5.290 11/02/2026	25,000,000	110,208			110,208
Federal Agencies	3130ATST5	FHLB 4.375 06/13/2025	9,915,000	36,148	(2,461)		33,688
Federal Agencies	3130ATST5	FHLB 4.375 06/13/2025	25,500,000	92,969	(5,046)		87,922
Federal Agencies	3130AVWS7	FHLB 3.750 06/12/2026	17,045,000	53,266	1,470		54,735
Federal Agencies	3130ATST5	FHLB 4.375 06/13/2025	3,000,000	10,938	(497)		10,440
Federal Agencies	3130ATST5	FHLB 4.375 06/13/2025	10,000,000	36,458	(1,461)		34,998
Federal Agencies	3133EPJX4	FFCB 3.625 02/17/2026	30,000,000	90,625	2,909		93,534
Federal Agencies	3133EPJX4	FFCB 3.625 02/17/2026	25,000,000	75,521	2,201		77,722
Federal Agencies	3133EPKA2	FFCB 4.000 08/18/2025	26,500,000	88,333	609		88,942
Federal Agencies	3133EPKA2	FFCB 4.000 08/18/2025	30,000,000	100,000	689		100,689
Federal Agencies	3133EPKA2	FFCB 4.000 08/18/2025	25,000,000	83,333	678		84,011
Federal Agencies	3130AVWS7	FHLB 3.750 06/12/2026	20,000,000	62,500	1,680		64,180
Federal Agencies	3130ATST5	FHLB 4.375 06/13/2025	24,000,000	87,500	(3,249)		84,251
Federal Agencies	3130AWAH3	FHLB 4.000 06/12/2026	15,000,000	50,000	2,819		52,819
Federal Agencies	3130AWAH3	FHLB 4.000 06/12/2026	10,000,000	33,333	1,840		35,173
Federal Agencies	3130AWER7	FHLB 4.625 06/06/2025	25,000,000	96,354	887		97,241
Federal Agencies	3130AWER7	FHLB 4.625 06/06/2025	15,000,000	57,813	532		58,345
Federal Agencies	3130AWER7	FHLB 4.625 06/06/2025	52,000,000	200,417	1,845		202,262
Federal Agencies	3130AWER7	FHLB 4.625 06/06/2025	10,000,000	38,542	355		38,897
Federal Agencies	3133EPMU6	FFCB 4.250 06/15/2026	30,000,000	106,250	1,375		107,625
Federal Agencies	3133EPMU6	FFCB 4.250 06/15/2026	20,000,000	70,833	871		71,705
Federal Agencies	3133EPMV4	FFCB 4.125 06/15/2027	28,940,000	99,481	596		100,077
Federal Agencies	3133EPMU6	FFCB 4.250 06/15/2026	24,700,000	87,479	1,691		89,170
Federal Agencies	3133EPNG6	FFCB 4.375 06/23/2026	50,000,000	182,292	750		183,041
Federal Agencies	3133EPNG6	FFCB 4.375 06/23/2026	25,000,000	91,146	375		91,521
Federal Agencies	3133EPNG6	FFCB 4.375 06/23/2026	25,000,000	91,146	375		91,521
Federal Agencies	3130AWLZ1	FHLB 4.750 06/12/2026	50,000,000	197,917	4,180		202,096
Federal Agencies	3130AWLY4	FHLB 5.125 06/13/2025	48,150,000	205,641	(4,138)		201,503
Federal Agencies	3130AWLY4	FHLB 5.125 06/13/2025	10,800,000	46,125	(811)		45,314
Federal Agencies	3133EPSK2	FFCB 4.250 08/07/2028	19,500,000	69,063	1,489		70,551
Federal Agencies	3133EPSW6	FFCB 4.500 08/14/2026	50,000,000	187,500	3,253		190,753
Federal Agencies	3133EPUN3	FFCB 4.500 08/28/2028	10,000,000	37,500	355		37,855
Federal Agencies	3133EPUN3	FFCB 4.500 08/28/2028	25,000,000	93,750	959		94,709

# Monthly Investment Earnings

## Pooled Fund

<u>Type of Investment</u>	<u>CUSIP</u>	<u>Issuer Name</u>	<u>Par Value</u>	<u>Accrued Interest Earned</u>	<u>(Amortization) / Accretion</u>	<u>Realized Gain/(Loss)</u>	<u>Total Earnings</u>
Federal Agencies	3133EPUN3	FFCB 4.500 08/28/2028	15,000,000	56,250	631		56,881
Federal Agencies	3133EPUN3	FFCB 4.500 08/28/2028	33,000,000	123,750	1,613		125,363
Federal Agencies	3133EPVP7	FFCB 4.750 07/08/2026	19,000,000	75,208	456		75,664
Federal Agencies	3133EPVP7	FFCB 4.750 07/08/2026	10,000,000	39,583	249		39,832
Federal Agencies	3133EPVP7	FFCB 4.750 07/08/2026	21,000,000	83,125	516		83,641
Federal Agencies	3133EPVY8	FFCB 5.000 09/15/2025	8,230,000	34,292	251		34,543
Federal Agencies	3133EPVY8	FFCB 5.000 09/15/2025	15,000,000	62,500	770		63,270
Federal Agencies	3133EPVY8	FFCB 5.000 09/15/2025	20,000,000	83,333	1,026		84,360
Federal Agencies	3133EPYW9	FFCB 5.125 10/20/2025	50,000,000	213,542	1,187		214,729
Federal Agencies	3133EPYW9	FFCB 5.125 10/20/2025	25,000,000	106,771	615		107,386
Federal Agencies	3133EPYW9	FFCB 5.125 10/20/2025	35,000,000	149,479	1,173		150,652
Federal Agencies	3130AXCP1	FHLB 4.875 09/11/2026	11,895,000	48,323	2,138		50,461
Federal Agencies	3133EPZA6	FFCB 4.875 10/20/2026	30,000,000	121,875	4,692		126,567
Federal Agencies	3133EPZA6	FFCB 4.875 10/20/2026	14,000,000	56,875	2,689		59,564
Federal Agencies	3133EPYW9	FFCB 5.125 10/20/2025	24,000,000	102,500	3,247		105,747
Federal Agencies	3133EPZY4	FFCB 5.000 07/30/2026	25,000,000	104,167	1,953		106,120
Federal Agencies	3133EPZY4	FFCB 5.000 07/30/2026	3,000,000	12,500	249		12,749
Federal Agencies	3133EPZY4	FFCB 5.000 07/30/2026	9,615,000	40,063	799		40,861
Federal Agencies	3133EPZY4	FFCB 5.000 07/30/2026	16,000,000	66,667	1,329		67,996
Federal Agencies	3130AXB31	FHLB 4.875 03/13/2026	10,000,000	40,625	1,658		42,283
Federal Agencies	3130AXB31	FHLB 4.875 03/13/2026	10,000,000	40,625	1,773		42,398
Federal Agencies	3130AXB31	FHLB 4.875 03/13/2026	10,000,000	40,625	1,773		42,398
Federal Agencies	3133EPC60	FFCB 4.625 11/15/2027	27,950,000	107,724	2,461		110,185
Federal Agencies	3133EPC60	FFCB 4.625 11/15/2027	33,300,000	128,344	2,939		131,283
Federal Agencies	3133EPC45	FFCB 4.625 11/13/2028	12,000,000	46,250	271		46,521
Federal Agencies	3133EPC45	FFCB 4.625 11/13/2028	20,000,000	77,083	482		77,565
Federal Agencies	3133EPC45	FFCB 4.625 11/13/2028	55,000,000	211,979	1,319		213,298
Federal Agencies	3130AXU63	FHLB 4.625 11/17/2026	50,000,000	192,708	2,503		195,212
Federal Agencies	3133EM4X7	FFCB 0.800 09/10/2026	28,975,000	19,317	86,563		105,879
Federal Agencies	3133EPP66	FFCB 4.000 05/20/2027	31,000,000	103,333	2,343		105,676
Federal Agencies	3133EPP66	FFCB 4.000 05/20/2027	58,850,000	196,167	4,667		200,834
Federal Agencies	3134H1NT6	FHLMC 5.410 01/10/2028	65,000,000	293,042			293,042
Federal Agencies	3134H1NT6	FHLMC 5.410 01/10/2028	25,000,000	112,708			112,708
Federal Agencies	3134H1NT6	FHLMC 5.410 01/10/2028	25,000,000	112,708			112,708
Federal Agencies	3133EPX91	FFCB 4.125 01/25/2027	35,000,000	120,313	1,247		121,560
Federal Agencies	3133EPX91	FFCB 4.125 01/25/2027	50,000,000	171,875	1,895		173,770
Federal Agencies	3133EPX91	FFCB 4.125 01/25/2027	25,000,000	85,938	891		86,828
Federal Agencies	3133EPX91	FFCB 4.125 01/25/2027	10,000,000	34,375	379		34,754
Federal Agencies	3133EPX91	FFCB 4.125 01/25/2027	5,000,000	17,188	202		17,390
Federal Agencies	3130AYPN0	FHLB 4.125 01/15/2027	12,000,000	41,250	774		42,024
Federal Agencies	3130AYPN0	FHLB 4.125 01/15/2027	25,000,000	85,938	1,612		87,549
Federal Agencies	3130AYPN0	FHLB 4.125 01/15/2027	29,350,000	100,891	1,892		102,783
Federal Agencies	3130AYPN0	FHLB 4.125 01/15/2027	50,000,000	171,875	3,223		175,098
Federal Agencies	3135GANG2	FNMA 5.130 02/18/2028	50,000,000	213,750			213,750
Federal Agencies	3135GANG2	FNMA 5.130 02/18/2028	25,000,000	106,875			106,875
Federal Agencies	3135GANG2	FNMA 5.130 02/18/2028	25,000,000	106,875			106,875
Federal Agencies	3130BOAD1	FHLB 5.500 09/04/2025	25,000,000	114,583			114,583
Federal Agencies	3130BOAD1	FHLB 5.500 09/04/2025	25,000,000	114,583			114,583
Federal Agencies	3130BOAD1	FHLB 5.500 09/04/2025	25,000,000	114,583			114,583



# Monthly Investment Earnings

## Pooled Fund

Type of Investment	CUSIP	Issuer Name	Par Value	Accrued Interest Earned	(Amortization) / Accretion	Realized Gain/(Loss)	Total Earnings
Federal Agencies	3130B0AD1	FHLB 5.500 09/04/2025	25,000,000	114,583			114,583
Federal Agencies	3134H1YE7	FHLMC 5.910 03/14/2029	20,000,000	98,500			98,500
Federal Agencies	3134H1YE7	FHLMC 5.910 03/14/2029	20,000,000	98,500			98,500
Federal Agencies	3134H1YE7	FHLMC 5.910 03/14/2029	55,000,000	270,875			270,875
Federal Agencies	3134H1YE7	FHLMC 5.910 03/14/2029	20,000,000	98,500			98,500
Federal Agencies	3130B0MZ9	FHLB 5.100 01/27/2025	115,000,000	488,750			488,750
Federal Agencies	313384K32	FHDN 0.000 10/11/2024	25,000,000		108,069		108,069
Federal Agencies	3133EP6K6	FFCB 4.500 03/26/2027	50,000,000	187,500	2,564		190,064
Federal Agencies	3130AXB31	FHLB 4.875 03/13/2026	36,730,000	149,216	(3,207)		146,008
Federal Agencies	3133EP5K7	FFCB 4.500 03/13/2026	50,000,000	187,500	10,566		198,066
Federal Agencies	3130AXB31	FHLB 4.875 03/13/2026	25,000,000	101,563	(2,357)		99,206
Federal Agencies	3133EP5U5	FFCB 4.125 03/20/2029	51,660,000	177,581	11,180		188,761
Federal Agencies	3133EP5S0	FFCB 4.250 03/20/2028	4,971,000	17,606	1,169		18,774
Federal Agencies	3130AVBD3	FHLB 4.500 03/09/2029	25,000,000	93,750	(324)		93,426
Federal Agencies	3130B0TY5	FHLB 4.750 04/09/2027	20,000,000	79,167	1,498		80,664
Federal Agencies	3130B0TY5	FHLB 4.750 04/09/2027	17,000,000	67,292	1,273		68,565
Federal Agencies	3130B0TY5	FHLB 4.750 04/09/2027	48,000,000	190,000	3,594		193,594
Federal Agencies	3130B0TY5	FHLB 4.750 04/09/2027	40,000,000	158,333	2,995		161,328
Federal Agencies	3133ERDH1	FFCB 4.750 04/30/2029	63,085,000	249,711	(11,575)		238,137
Federal Agencies	3133ERDH1	FFCB 4.750 04/30/2029	27,892,000	110,406	(5,111)		105,294
Federal Agencies	3133ERDH1	FFCB 4.750 04/30/2029	30,000,000	118,750	(5,412)		113,338
Federal Agencies	3133ERDS7	FFCB 4.750 05/06/2027	12,727,000	50,378	(377)		50,001
Federal Agencies	3130AX4E5	FHLB 4.500 06/11/2027	11,000,000	41,250	1,732		42,982
Federal Agencies	3133ERGL9	FFCB 4.500 06/07/2028	15,000,000	56,250	115		56,365
Federal Agencies	3130B1BT3	FHLB 4.875 06/12/2026	13,485,000	54,783	(860)		53,922
Federal Agencies	3133ERHD6	FFCB 4.875 06/12/2026	32,000,000	130,000	(2,192)		127,808
Federal Agencies	3133ERHD6	FFCB 4.875 06/12/2026	20,000,000	81,250	(1,302)		79,948
Federal Agencies	3133ERHN4	FFCB 4.250 10/20/2028	38,000,000	134,583	4,204		138,788
Federal Agencies	3133ERHN4	FFCB 4.250 10/20/2028	5,000,000	17,708	546		18,255
Federal Agencies	3133ERGS4	FFCB 4.250 06/11/2029	10,000,000	35,417	555		35,971
Federal Agencies	3133ERGS4	FFCB 4.250 06/11/2029	10,000,000	35,417	555		35,971
Federal Agencies	3133ERGS4	FFCB 4.250 06/11/2029	20,000,000	70,833	1,109		71,943
Federal Agencies	3133ERGS4	FFCB 4.250 06/11/2029	10,000,000	35,417	555		35,971
Federal Agencies	3133ERGS4	FFCB 4.250 06/11/2029	29,000,000	102,708	1,306		104,014
Federal Agencies	3133ERGL9	FFCB 4.500 06/07/2028	20,000,000	75,000	(808)		74,192
Federal Agencies	3133ERGL9	FFCB 4.500 06/07/2028	14,934,000	56,003	(604)		55,399
Federal Agencies	3133ERJZ5	FFCB 4.500 06/28/2027	30,000,000	112,500	401		112,901
Federal Agencies	3133ERKM2	FFCB 4.500 07/08/2027	25,000,000	93,750	(942)		92,808
Federal Agencies	3130B1EF0	FHLB 4.625 06/11/2027	20,700,000	79,781	(2,781)		77,000
Federal Agencies	3133ERKM2	FFCB 4.500 07/08/2027	25,000,000	93,750	(723)		93,027
Federal Agencies	3133ERKX8	FFCB 4.250 07/12/2029	20,000,000	70,833	183		71,017
Federal Agencies	3134H16K4	FHLMC 5.380 07/09/2029	25,000,000	112,083			112,083
Federal Agencies	3134H16K4	FHLMC 5.380 07/09/2029	65,000,000	291,417			291,417
Federal Agencies	3134H16K4	FHLMC 5.380 07/09/2029	25,000,000	112,083			112,083
Federal Agencies	3133ERMB4	FFCB 4.250 07/23/2027	10,000,000	35,417	99		35,516
Federal Agencies	3133ERMB4	FFCB 4.250 07/23/2027	15,000,000	53,125	149		53,274
Federal Agencies	313384A58	FHDN 0.000 08/02/2024			7,333		7,333
Federal Agencies	313384A58	FHDN 0.000 08/02/2024			7,333		7,333
Federal Agencies	313384A58	FHDN 0.000 08/02/2024			7,333		7,333

# Monthly Investment Earnings

## Pooled Fund

<u>Type of Investment</u>	<u>CUSIP</u>	<u>Issuer Name</u>	<u>Par Value</u>	<u>Accrued Interest Earned</u>	<u>(Amortization) / Accretion</u>	<u>Realized Gain/(Loss)</u>	<u>Total Earnings</u>
Federal Agencies	313384A58	FHDN 0.000 08/02/2024			7,333		7,333
Federal Agencies	313384A58	FHDN 0.000 08/02/2024			7,333		7,333
Federal Agencies	313384A58	FHDN 0.000 08/02/2024			7,333		7,333
Federal Agencies	313384A58	FHDN 0.000 08/02/2024			7,333		7,333
Federal Agencies	313384A58	FHDN 0.000 08/02/2024			7,333		7,333
Federal Agencies	313384A58	FHDN 0.000 08/02/2024			7,333		7,333
Federal Agencies	313384A82	FHDN 0.000 08/05/2024			22,000		22,000
Federal Agencies	313384A82	FHDN 0.000 08/05/2024			22,000		22,000
Federal Agencies	313384A82	FHDN 0.000 08/05/2024			22,000		22,000
Federal Agencies	313384A82	FHDN 0.000 08/05/2024			22,000		22,000
Federal Agencies	313384A82	FHDN 0.000 08/05/2024			22,000		22,000
Federal Agencies	313384A82	FHDN 0.000 08/05/2024			22,000		22,000
Federal Agencies	313384A82	FHDN 0.000 08/05/2024			22,000		22,000
Federal Agencies	313384A82	FHDN 0.000 08/05/2024			22,000		22,000
Federal Agencies	313384A82	FHDN 0.000 08/05/2024			22,000		22,000
Federal Agencies	313384A90	FHDN 0.000 08/06/2024			7,333		7,333
Federal Agencies	313384A90	FHDN 0.000 08/06/2024			7,333		7,333
Federal Agencies	313384A90	FHDN 0.000 08/06/2024			7,333		7,333
Federal Agencies	313384A90	FHDN 0.000 08/06/2024			7,333		7,333
Federal Agencies	313384A90	FHDN 0.000 08/06/2024			7,333		7,333
Federal Agencies	313384A90	FHDN 0.000 08/06/2024			7,333		7,333
Federal Agencies	313384A90	FHDN 0.000 08/06/2024			7,333		7,333
Federal Agencies	313384A90	FHDN 0.000 08/06/2024			7,333		7,333
Federal Agencies	313384A90	FHDN 0.000 08/06/2024			7,333		7,333
Federal Agencies	313384A90	FHDN 0.000 08/06/2024			7,333		7,333
Federal Agencies	313384B24	FHDN 0.000 08/07/2024			7,347		7,347
Federal Agencies	313384B24	FHDN 0.000 08/07/2024			7,347		7,347
Federal Agencies	313384B24	FHDN 0.000 08/07/2024			7,347		7,347
Federal Agencies	313384B24	FHDN 0.000 08/07/2024			7,347		7,347
Federal Agencies	313384B24	FHDN 0.000 08/07/2024			7,347		7,347
Federal Agencies	313384B24	FHDN 0.000 08/07/2024			7,347		7,347
Federal Agencies	313384B24	FHDN 0.000 08/07/2024			7,347		7,347
Federal Agencies	313384B24	FHDN 0.000 08/07/2024			7,347		7,347
Federal Agencies	313384B24	FHDN 0.000 08/07/2024			7,347		7,347
Federal Agencies	313384B24	FHDN 0.000 08/07/2024			7,347		7,347
Federal Agencies	313384B32	FHDN 0.000 08/08/2024			7,333		7,333
Federal Agencies	313384B32	FHDN 0.000 08/08/2024			7,333		7,333
Federal Agencies	313384B32	FHDN 0.000 08/08/2024			7,333		7,333
Federal Agencies	313384B32	FHDN 0.000 08/08/2024			7,333		7,333
Federal Agencies	313384B32	FHDN 0.000 08/08/2024			7,333		7,333
Federal Agencies	313384B32	FHDN 0.000 08/08/2024			7,333		7,333
Federal Agencies	313384B32	FHDN 0.000 08/08/2024			7,333		7,333
Federal Agencies	313384B32	FHDN 0.000 08/08/2024			7,333		7,333
Federal Agencies	313384B32	FHDN 0.000 08/08/2024			7,333		7,333
Federal Agencies	313384B40	FHDN 0.000 08/09/2024			7,333		7,333
Federal Agencies	313384B40	FHDN 0.000 08/09/2024			7,333		7,333
Federal Agencies	313384B40	FHDN 0.000 08/09/2024			7,333		7,333
Federal Agencies	313384B40	FHDN 0.000 08/09/2024			7,333		7,333
Federal Agencies	313384B81	FHDN 0.000 08/13/2024			7,333		7,333
Federal Agencies	313384B81	FHDN 0.000 08/13/2024			7,333		7,333
Federal Agencies	313384B81	FHDN 0.000 08/13/2024			7,333		7,333



# Monthly Investment Earnings

## Pooled Fund

<u>Type of Investment</u>	<u>CUSIP</u>	<u>Issuer Name</u>	<u>Par Value</u>	<u>Accrued Interest Earned</u>	<u>(Amortization) / Accretion</u>	<u>Realized Gain/(Loss)</u>	<u>Total Earnings</u>
Federal Agencies	313384B81	FHDN 0.000 08/13/2024			7,333		7,333
Federal Agencies	313384B81	FHDN 0.000 08/13/2024			7,333		7,333
Federal Agencies	313384B99	FHDN 0.000 08/14/2024			7,306		7,306
Federal Agencies	313384B99	FHDN 0.000 08/14/2024			7,306		7,306
Federal Agencies	313384B99	FHDN 0.000 08/14/2024			7,306		7,306
Federal Agencies	313384B99	FHDN 0.000 08/14/2024			7,306		7,306
Federal Agencies	313384B99	FHDN 0.000 08/14/2024			7,306		7,306
Federal Agencies	313384B99	FHDN 0.000 08/14/2024			7,306		7,306
Federal Agencies	313384C23	FHDN 0.000 08/15/2024			14,583		14,583
Federal Agencies	313384C23	FHDN 0.000 08/15/2024			14,583		14,583
Federal Agencies	313384C23	FHDN 0.000 08/15/2024			14,583		14,583
Federal Agencies	313384C31	FHDN 0.000 08/16/2024			7,292		7,292
Federal Agencies	313384C31	FHDN 0.000 08/16/2024			7,292		7,292
Federal Agencies	313384C31	FHDN 0.000 08/16/2024			7,292		7,292
Federal Agencies	313384C31	FHDN 0.000 08/16/2024			7,292		7,292
Federal Agencies	313384C31	FHDN 0.000 08/16/2024			7,292		7,292
Federal Agencies	313384C31	FHDN 0.000 08/16/2024			7,292		7,292
Federal Agencies	313384C31	FHDN 0.000 08/16/2024			7,292		7,292
Federal Agencies	313384C64	FHDN 0.000 08/19/2024			21,875		21,875
Federal Agencies	313384C64	FHDN 0.000 08/19/2024			21,875		21,875
Federal Agencies	313384C64	FHDN 0.000 08/19/2024			21,875		21,875
Federal Agencies	313384C64	FHDN 0.000 08/19/2024			21,875		21,875
Federal Agencies	313384C64	FHDN 0.000 08/19/2024			21,875		21,875
Federal Agencies	313384C64	FHDN 0.000 08/19/2024			21,875		21,875
Federal Agencies	313384C64	FHDN 0.000 08/19/2024			21,875		21,875
Federal Agencies	313384C64	FHDN 0.000 08/19/2024			10,938		10,938
Federal Agencies	313384C72	FHDN 0.000 08/20/2024			7,292		7,292
Federal Agencies	313384C72	FHDN 0.000 08/20/2024			7,292		7,292
Federal Agencies	313384C72	FHDN 0.000 08/20/2024			7,292		7,292
Federal Agencies	313384C72	FHDN 0.000 08/20/2024			7,292		7,292
Federal Agencies	313384C72	FHDN 0.000 08/20/2024			7,292		7,292
Federal Agencies	313384C72	FHDN 0.000 08/20/2024			7,292		7,292
Federal Agencies	313384C72	FHDN 0.000 08/20/2024			7,292		7,292
Federal Agencies	313384C80	FHDN 0.000 08/21/2024			7,292		7,292
Federal Agencies	313384C80	FHDN 0.000 08/21/2024			7,292		7,292
Federal Agencies	313384C80	FHDN 0.000 08/21/2024			7,292		7,292
Federal Agencies	313384C80	FHDN 0.000 08/21/2024			7,292		7,292
Federal Agencies	313384C80	FHDN 0.000 08/21/2024			7,292		7,292
Federal Agencies	313384C80	FHDN 0.000 08/21/2024			7,292		7,292
Federal Agencies	313384C80	FHDN 0.000 08/21/2024			7,292		7,292
Federal Agencies	313384C98	FHDN 0.000 08/22/2024			14,556		14,556
Federal Agencies	313384C98	FHDN 0.000 08/22/2024			14,556		14,556
Federal Agencies	313384C98	FHDN 0.000 08/22/2024			14,556		14,556
Federal Agencies	313384C98	FHDN 0.000 08/22/2024			14,556		14,556
Federal Agencies	313384D55	FHDN 0.000 08/26/2024			10,906		10,906
Federal Agencies	313384D22	FHDN 0.000 08/23/2024			14,556		14,556
Federal Agencies	313384D22	FHDN 0.000 08/23/2024			14,556		14,556

# Monthly Investment Earnings

## Pooled Fund

<u>Type of Investment</u>	<u>CUSIP</u>	<u>Issuer Name</u>	<u>Par Value</u>	<u>Accrued Interest Earned</u>	<u>(Amortization) / Accretion</u>	<u>Realized Gain/(Loss)</u>	<u>Total Earnings</u>
Federal Agencies	313384D22	FHDN 0.000 08/23/2024			14,556		14,556
Federal Agencies	313384D22	FHDN 0.000 08/23/2024			14,556		14,556
Federal Agencies	313384D55	FHDN 0.000 08/26/2024			43,667		43,667
Federal Agencies	313384D55	FHDN 0.000 08/26/2024			21,833		21,833
Federal Agencies	313384D55	FHDN 0.000 08/26/2024			10,917		10,917
Federal Agencies	313384D55	FHDN 0.000 08/26/2024			32,750		32,750
Federal Agencies	313384D55	FHDN 0.000 08/26/2024			21,833		21,833
Federal Agencies	313384D55	FHDN 0.000 08/26/2024			43,583		43,583
Federal Agencies	313384D63	FHDN 0.000 08/27/2024			14,556		14,556
Federal Agencies	313384D63	FHDN 0.000 08/27/2024			7,278		7,278
Federal Agencies	313384D63	FHDN 0.000 08/27/2024			3,639		3,639
Federal Agencies	313384D63	FHDN 0.000 08/27/2024			14,556		14,556
Federal Agencies	313384D63	FHDN 0.000 08/27/2024			7,278		7,278
Federal Agencies	313384D63	FHDN 0.000 08/27/2024			14,528		14,528
Federal Agencies	313384D71	FHDN 0.000 08/28/2024			14,556		14,556
Federal Agencies	313384D71	FHDN 0.000 08/28/2024			14,556		14,556
Federal Agencies	313384D71	FHDN 0.000 08/28/2024			14,556		14,556
Federal Agencies	313384D71	FHDN 0.000 08/28/2024			14,556		14,556
Federal Agencies	313384D89	FHDN 0.000 08/29/2024			14,528		14,528
Federal Agencies	313384D89	FHDN 0.000 08/29/2024			14,528		14,528
Federal Agencies	313384D89	FHDN 0.000 08/29/2024			14,528		14,528
Federal Agencies	313384D89	FHDN 0.000 08/29/2024			14,528		14,528
Federal Agencies	313384D97	FHDN 0.000 08/30/2024			14,500		14,500
Federal Agencies	313384D97	FHDN 0.000 08/30/2024			14,500		14,500
Federal Agencies	313384D97	FHDN 0.000 08/30/2024			14,500		14,500
Federal Agencies	313384D97	FHDN 0.000 08/30/2024			14,500		14,500
Federal Agencies	313384E54	FHDN 0.000 09/03/2024	100,000,000		28,778		28,778
Federal Agencies	313384E54	FHDN 0.000 09/03/2024	100,000,000		28,778		28,778
<b>Subtotals</b>			<b>\$ 7,065,637,000</b>	<b>\$ 20,424,546</b>	<b>\$ 1,877,978</b>	<b>\$ -</b>	<b>\$ 22,302,523</b>
Public Time Deposits	PPGHASP70	BRIDGE 5.360 12/16/2024	\$ 10,000,000	\$ 45,523			\$ 45,523
Public Time Deposits	PPGO10L16	BKSANF 5.350 01/06/2025	\$ 10,000,000	46,069			46,069
Public Time Deposits	PPGICJ002	BRIDGE 5.330 01/13/2025	10,000,000	45,268			45,268
<b>Subtotals</b>			<b>\$ 30,000,000</b>	<b>\$ 136,861</b>	<b>\$ -</b>	<b>\$ -</b>	<b>\$ 136,861</b>
Negotiable CDs	06367DCF0	BMOCHG 6.010 08/14/2024		\$ 108,514		\$	108,514
Negotiable CDs	13606KC38	CIBCNY 5.940 09/09/2024	50,000,000	255,750			255,750
Negotiable CDs	78015J5K9	RY 5.900 09/09/2024	60,000,000	304,833			304,833
Negotiable CDs	13606KD78	CIBCNY 5.920 08/12/2024		90,444			90,444
Negotiable CDs	78015J7F8	RY 5.930 08/12/2024		108,717			108,717
Negotiable CDs	78015JAK3	RY 5.960 09/23/2024	60,000,000	307,933			307,933
Negotiable CDs	06367DD44	BMOCHG 5.970 09/23/2024	50,000,000	257,042			257,042
Negotiable CDs	06367DDS1	BMOCHG 5.880 08/09/2024		65,333			65,333
Negotiable CDs	13606KF92	CIBCNY 5.880 08/16/2024		122,500			122,500
Negotiable CDs	89115BH52	TDNY 5.930 10/21/2024	50,000,000	255,319			255,319
Negotiable CDs	78015JE37	RY 5.860 08/15/2024		113,944			113,944
Negotiable CDs	78015JE78	RY 5.860 08/26/2024		203,472			203,472
Negotiable CDs	06367DE43	BMOCHG 5.860 10/21/2024	60,000,000	302,767			302,767
Negotiable CDs	06367DEK7	BMOCHG 5.800 11/06/2024	50,000,000	249,722			249,722

# Monthly Investment Earnings

## Pooled Fund

Type of Investment	CUSIP	Issuer Name	Par Value	Accrued Interest Earned	(Amortization) / Accretion	Realized Gain/(Loss)	Total Earnings
Negotiable CDs	06367DFA8	BMOCHG 5.580 10/24/2024	50,000,000	240,250			240,250
Negotiable CDs	89115BP95	TDNY 5.580 10/24/2024	50,000,000	240,250			240,250
Negotiable CDs	78015JJ73	RY 5.480 10/24/2024	50,000,000	235,944			235,944
Negotiable CDs	89115DC61	TDNY 5.370 09/10/2024	50,000,000	231,208			231,208
Negotiable CDs	89115DCA2	TDNY 5.360 09/25/2024	50,000,000	230,778			230,778
Negotiable CDs	13606KW51	CIBCNY 5.370 09/11/2024	50,000,000	231,208			231,208
Negotiable CDs	13606KZ41	CIBCNY 5.430 10/24/2024	50,000,000	233,792			233,792
Negotiable CDs	89115DJS6	TDNY 5.430 10/24/2024	50,000,000	233,792			233,792
Negotiable CDs	13606KZ66	CIBCNY 5.400 01/02/2025	50,000,000	232,500			232,500
Negotiable CDs	89115DK21	TDNY 5.400 01/02/2025	50,000,000	232,500			232,500
Negotiable CDs	06367DJB2	BMOCHG 5.440 11/08/2024	51,000,000	238,907			238,907
Negotiable CDs	89115BSZ4	TDNY 5.550 04/09/2025	50,000,000	238,958			238,958
Negotiable CDs	89115BT59	TDNY 5.510 12/02/2024	50,000,000	237,236			237,236
Negotiable CDs	78015JQ34	RY 5.450 01/28/2025	25,000,000	117,326			117,326
Negotiable CDs	06367DJY2	BMOCHG 5.470 05/05/2025	50,000,000	235,514			235,514
Negotiable CDs	89115DR65	TDNY 5.470 05/05/2025	65,000,000	306,168			306,168
Negotiable CDs	06367DL94	BMOCHG 5.410 02/24/2025	76,000,000	354,054			354,054
Negotiable CDs	13606K5B8	CIBCNY 5.410 02/24/2025	50,000,000	232,931			232,931
Negotiable CDs	78015JTB3	RY 5.090 07/14/2025	50,000,000	219,153			219,153
Negotiable CDs	06367DLL7	BMOCHG 4.870 03/12/2025	90,000,000	206,975			206,975
Negotiable CDs	78015JVF1	RY 4.610 07/01/2025	50,000,000	108,847			108,847
<b>Subtotals</b>			<b>\$ 1,487,000,000</b>	<b>\$ 7,584,583</b>	<b>\$ -</b>	<b>\$ -</b>	<b>\$ 7,584,583</b>
Commercial Paper	62479LKQ7	MUFGBK 0.000 10/24/2024	\$ 50,000,000		\$ 224,750		\$ 224,750
Commercial Paper	89233GKP0	TOYCC 0.000 10/23/2024	75,000,000		335,833		335,833
Commercial Paper	59157TK44	METSHR 0.000 10/04/2024	15,000,000		67,167		67,167
Commercial Paper	89233GKQ8	TOYCC 0.000 10/24/2024	50,000,000		225,611		225,611
Commercial Paper	59157TKQ5	METSHR 0.000 10/24/2024	10,000,000		44,692		44,692
Commercial Paper	62479LKQ7	MUFGBK 0.000 10/24/2024	50,000,000		227,764		227,764
Commercial Paper	62479LL45	MUFGBK 0.000 11/04/2024	23,000,000		104,771		104,771
Commercial Paper	62479LLJ2	MUFGBK 0.000 11/18/2024	52,000,000		236,874		236,874
Commercial Paper	89233GM29	TOYCC 0.000 12/02/2024	65,000,000		296,653		296,653
Commercial Paper	62479LM44	MUFGBK 0.000 12/04/2024	36,000,000		165,540		165,540
Commercial Paper	62479LMG7	MUFGBK 0.000 12/16/2024	50,000,000		229,486		229,486
Commercial Paper	62479LNV3	MUFGBK 0.000 01/29/2025	50,000,000		226,903		226,903
Commercial Paper	89233GNQ5	TOYCC 0.000 01/24/2025	60,000,000		271,767		271,767
Commercial Paper	89233GMG8	TOYCC 0.000 12/16/2024	65,000,000		296,093		296,093
Commercial Paper	89233GNU6	TOYCC 0.000 01/28/2025	50,000,000		225,611		225,611
Commercial Paper	62479LMD4	MUFGBK 0.000 12/13/2024	15,000,000		68,588		68,588
Commercial Paper	62479LMJ1	MUFGBK 0.000 12/18/2024	50,000,000		228,625		228,625
Commercial Paper	62479LMP7	MUFGBK 0.000 12/23/2024	22,000,000		100,406		100,406
Commercial Paper	62479LMW2	MUFGBK 0.000 12/30/2024	15,000,000		68,458		68,458
Commercial Paper	62479LNP6	MUFGBK 0.000 01/23/2025	15,000,000		68,071		68,071
Commercial Paper	89233GQQ2	TOYCC 0.000 03/24/2025	50,000,000		223,028		223,028
Commercial Paper	62479LQE8	MUFGBK 0.000 03/14/2025	50,000,000		220,444		220,444
Commercial Paper	62479LPM1	MUFGBK 0.000 02/21/2025	8,000,000		35,409		35,409
Commercial Paper	62479LQA6	MUFGBK 0.000 03/10/2025	25,000,000		110,007		110,007
Commercial Paper	62479LQE8	MUFGBK 0.000 03/14/2025	26,000,000		114,407		114,407
Commercial Paper	62479LQM0	MUFGBK 0.000 03/21/2025	15,000,000		65,875		65,875

# Monthly Investment Earnings

## Pooled Fund

<u>Type of Investment</u>	<u>CUSIP</u>	<u>Issuer Name</u>	<u>Par Value</u>	<u>Accrued Interest Earned</u>	<u>(Amortization) / Accretion</u>	<u>Realized Gain/(Loss)</u>	<u>Total Earnings</u>
Commercial Paper	89233GQQ2	TOYCC 0.000 03/24/2025	50,000,000		217,861		217,861
Commercial Paper	89233GQQ2	TOYCC 0.000 03/24/2025	60,000,000		259,367		259,367
Commercial Paper	59157TJJ3	METSHR 0.000 09/18/2024	70,000,000		268,956		268,956
Commercial Paper	62479LKH7	MUFGBK 0.000 10/17/2024	70,000,000		194,697		194,697
Commercial Paper	89233GPC4	TOYCC 0.000 02/12/2025	75,000,000		40,667		40,667
<b>Subtotals</b>			<b>\$ 1,317,000,000</b>	<b>\$ -</b>	<b>\$ 5,464,380</b>	<b>\$ -</b>	<b>\$ 5,464,380</b>
Medium Term Notes	594918CN2	MSFT 3.400 09/15/2026	\$ 6,452,000	\$ 18,281	\$ 7,033		\$ 25,314
Medium Term Notes	594918CN2	MSFT 3.400 09/15/2026	13,009,000	36,859	14,105		50,963
Medium Term Notes	91324PFF4	UNH 4.750 07/15/2026	15,000,000	59,375	1,085		60,460
<b>Subtotals</b>			<b>\$ 34,461,000</b>	<b>\$ 114,515</b>	<b>\$ 22,223</b>	<b>\$ -</b>	<b>\$ 136,737</b>
Money Market Funds	09248U718	BlackRock Liquidity Funds T-Fund	\$ 38,767,527	\$ 255,084			\$ 255,084
Money Market Funds	31607A703	Fidelity Govt Portfolio	798,872,400	3,543,026			3,543,026
Money Market Funds	608919718	Federated Hermes Govt Obligations Fund	383,923,354	1,660,027			1,660,027
Money Market Funds	262006208	Dreyfus Government Cash Management	27,975,704	187,112			187,112
Money Market Funds	85749T517	State Street Institutional U.S. Govt MMF	508,542,171	1,998,177			1,998,177
Money Market Funds	61747C319	Morgan Stanley Institutional Liquidity Fund	17,056,792	107,338			107,338
<b>Subtotals</b>			<b>\$ 1,775,137,948</b>	<b>\$ 7,750,765</b>	<b>\$ -</b>	<b>\$ -</b>	<b>\$ 7,750,765</b>
Supranationals	4581X0CM8	IADB 2.125 01/15/2025	\$ 100,000,000	\$ 177,083	\$ (129,379)		\$ 47,704
Supranationals	459058JB0	IBRD 0.626 04/22/2025	40,000,000	20,867	(1,947)		18,919
Supranationals	45818WDG8	IADB 0.820 02/27/2026	19,500,000	13,325	(1,071)		12,254
Supranationals	45950VQG4	IFC 0.440 09/23/2024	10,000,000	3,667	2,362		6,029
Supranationals	4581X0DN5	IADB 0.625 07/15/2025	28,900,000	15,052	8,734		23,786
Supranationals	459056HV2	IBRD 1.500 08/28/2024		56,250	(25,801)		30,449
Supranationals	4581X0DZ8	IADB 0.500 09/23/2024	50,000,000	20,833	11,897		32,730
Supranationals	45950VRU2	IFC 4.023 01/26/2026	100,000,000	335,250			335,250
Supranationals	459058HT3	IBRD 1.626 01/15/2025	29,314,000	39,720	85,555		125,275
Supranationals	4581X0EN4	IADB 4.125 02/15/2029	25,000,000	85,938	6,469		92,407
Supranationals	459058KJ1	IBRD 3.125 06/15/2027	12,323,000	32,091	11,335		43,426
Supranationals	4581X0EN4	IADB 4.125 02/15/2029	50,000,000	171,875	3,204		175,079
<b>Subtotals</b>			<b>\$ 465,037,000</b>	<b>\$ 971,951</b>	<b>\$ (28,644)</b>	<b>\$ -</b>	<b>\$ 943,308</b>
Secured Bank Deposit	0660P0999	Bank of America TTX INV Deposit Acct	\$ 101,100,091	\$ 456,060			\$ 456,060
<b>Subtotals</b>			<b>\$ 101,100,091</b>	<b>\$ 456,060</b>	<b>\$ -</b>	<b>\$ -</b>	<b>\$ 456,060</b>
<b>Grand Totals</b>			<b>\$16,055,373,039</b>	<b>\$ 41,920,944</b>	<b>\$ 8,033,804</b>	<b>\$ -</b>	<b>\$ 49,954,748</b>





# Investment Transactions

## Pooled Fund

Accounting ID	Transaction Type	Cusip	Description	Price	Settlement Date	Posted Date	Par Value	Principal	Accrued Interest	Total
58226	Buy	313384B81	FHDN 0.000 08/13/2024	99.98533	08/12/2024	08/12/2024	50,000,000.00	49,992,666.67	0.00	49,992,666.67
58227	Buy	313384B81	FHDN 0.000 08/13/2024	99.98533	08/12/2024	08/12/2024	50,000,000.00	49,992,666.67	0.00	49,992,666.67
58230	Buy	313384B99	FHDN 0.000 08/14/2024	99.98539	08/13/2024	08/13/2024	50,000,000.00	49,992,694.44	0.00	49,992,694.44
58231	Buy	313384B99	FHDN 0.000 08/14/2024	99.98539	08/13/2024	08/13/2024	50,000,000.00	49,992,694.44	0.00	49,992,694.44
58232	Buy	313384B99	FHDN 0.000 08/14/2024	99.98539	08/13/2024	08/13/2024	50,000,000.00	49,992,694.44	0.00	49,992,694.44
58233	Buy	313384B99	FHDN 0.000 08/14/2024	99.98539	08/13/2024	08/13/2024	50,000,000.00	49,992,694.44	0.00	49,992,694.44
58234	Buy	313384B99	FHDN 0.000 08/14/2024	99.98539	08/13/2024	08/13/2024	50,000,000.00	49,992,694.44	0.00	49,992,694.44
58235	Buy	313384B99	FHDN 0.000 08/14/2024	99.98539	08/13/2024	08/13/2024	50,000,000.00	49,992,694.44	0.00	49,992,694.44
58236	Buy	62479LKH7	MUFGBK 0.000 10/17/2024	99.04847	08/13/2024	08/13/2024	70,000,000.00	69,333,930.56	0.00	69,333,930.56
58237	Buy	313384C23	FHDN 0.000 08/15/2024	99.98542	08/14/2024	08/14/2024	100,000,000.00	99,985,416.67	0.00	99,985,416.67
58238	Buy	313384C23	FHDN 0.000 08/15/2024	99.98542	08/14/2024	08/14/2024	100,000,000.00	99,985,416.67	0.00	99,985,416.67
58239	Buy	313384C23	FHDN 0.000 08/15/2024	99.98542	08/14/2024	08/14/2024	100,000,000.00	99,985,416.67	0.00	99,985,416.67
58240	Buy	06367DLL7	BMOCHG 4.870 03/12/2025	100.00000	08/15/2024	08/15/2024	90,000,000.00	90,000,000.00	0.00	90,000,000.00
58241	Buy	78015JVF1	RY 4.610 07/01/2025	100.00000	08/15/2024	08/15/2024	50,000,000.00	50,000,000.00	0.00	50,000,000.00
58242	Buy	313384C31	FHDN 0.000 08/16/2024	99.98542	08/15/2024	08/15/2024	50,000,000.00	49,992,708.33	0.00	49,992,708.33
58243	Buy	313384C31	FHDN 0.000 08/16/2024	99.98542	08/15/2024	08/15/2024	50,000,000.00	49,992,708.33	0.00	49,992,708.33
58244	Buy	313384C31	FHDN 0.000 08/16/2024	99.98542	08/15/2024	08/15/2024	50,000,000.00	49,992,708.33	0.00	49,992,708.33
58245	Buy	313384C31	FHDN 0.000 08/16/2024	99.98542	08/15/2024	08/15/2024	50,000,000.00	49,992,708.33	0.00	49,992,708.33
58246	Buy	313384C31	FHDN 0.000 08/16/2024	99.98542	08/15/2024	08/15/2024	50,000,000.00	49,992,708.33	0.00	49,992,708.33
58247	Buy	313384C31	FHDN 0.000 08/16/2024	99.98542	08/15/2024	08/15/2024	50,000,000.00	49,992,708.33	0.00	49,992,708.33
58248	Buy	313384C31	FHDN 0.000 08/16/2024	99.98542	08/15/2024	08/15/2024	50,000,000.00	49,992,708.33	0.00	49,992,708.33
58249	Buy	313384C64	FHDN 0.000 08/19/2024	99.95625	08/16/2024	08/16/2024	50,000,000.00	49,978,125.00	0.00	49,978,125.00
58250	Buy	313384C64	FHDN 0.000 08/19/2024	99.95625	08/16/2024	08/16/2024	50,000,000.00	49,978,125.00	0.00	49,978,125.00
58251	Buy	313384C64	FHDN 0.000 08/19/2024	99.95625	08/16/2024	08/16/2024	50,000,000.00	49,978,125.00	0.00	49,978,125.00
58252	Buy	313384C64	FHDN 0.000 08/19/2024	99.95625	08/16/2024	08/16/2024	50,000,000.00	49,978,125.00	0.00	49,978,125.00
58253	Buy	313384C64	FHDN 0.000 08/19/2024	99.95625	08/16/2024	08/16/2024	50,000,000.00	49,978,125.00	0.00	49,978,125.00
58254	Buy	313384C64	FHDN 0.000 08/19/2024	99.95625	08/16/2024	08/16/2024	50,000,000.00	49,978,125.00	0.00	49,978,125.00
58255	Buy	313384C64	FHDN 0.000 08/19/2024	99.95625	08/16/2024	08/16/2024	50,000,000.00	49,978,125.00	0.00	49,978,125.00
58256	Buy	313384C64	FHDN 0.000 08/19/2024	99.95625	08/16/2024	08/16/2024	25,000,000.00	24,989,062.50	0.00	24,989,062.50
58257	Buy	313384C72	FHDN 0.000 08/20/2024	99.98542	08/19/2024	08/19/2024	50,000,000.00	49,992,708.33	0.00	49,992,708.33
58258	Buy	313384C72	FHDN 0.000 08/20/2024	99.98542	08/19/2024	08/19/2024	50,000,000.00	49,992,708.33	0.00	49,992,708.33
58259	Buy	313384C72	FHDN 0.000 08/20/2024	99.98542	08/19/2024	08/19/2024	50,000,000.00	49,992,708.33	0.00	49,992,708.33
58260	Buy	313384C72	FHDN 0.000 08/20/2024	99.98542	08/19/2024	08/19/2024	50,000,000.00	49,992,708.33	0.00	49,992,708.33
58261	Buy	313384C72	FHDN 0.000 08/20/2024	99.98542	08/19/2024	08/19/2024	50,000,000.00	49,992,708.33	0.00	49,992,708.33
58262	Buy	313384C72	FHDN 0.000 08/20/2024	99.98542	08/19/2024	08/19/2024	50,000,000.00	49,992,708.33	0.00	49,992,708.33
58263	Buy	313384C72	FHDN 0.000 08/20/2024	99.98542	08/19/2024	08/19/2024	50,000,000.00	49,992,708.33	0.00	49,992,708.33
58264	Buy	313384C72	FHDN 0.000 08/20/2024	99.98542	08/19/2024	08/19/2024	50,000,000.00	49,992,708.33	0.00	49,992,708.33
58265	Buy	313384C80	FHDN 0.000 08/21/2024	99.98542	08/20/2024	08/20/2024	50,000,000.00	49,992,708.33	0.00	49,992,708.33
58266	Buy	313384C80	FHDN 0.000 08/21/2024	99.98542	08/20/2024	08/20/2024	50,000,000.00	49,992,708.33	0.00	49,992,708.33
58267	Buy	313384C80	FHDN 0.000 08/21/2024	99.98542	08/20/2024	08/20/2024	50,000,000.00	49,992,708.33	0.00	49,992,708.33
58268	Buy	313384C80	FHDN 0.000 08/21/2024	99.98542	08/20/2024	08/20/2024	50,000,000.00	49,992,708.33	0.00	49,992,708.33
58269	Buy	313384C80	FHDN 0.000 08/21/2024	99.98542	08/20/2024	08/20/2024	50,000,000.00	49,992,708.33	0.00	49,992,708.33
58270	Buy	313384C80	FHDN 0.000 08/21/2024	99.98542	08/20/2024	08/20/2024	50,000,000.00	49,992,708.33	0.00	49,992,708.33
58271	Buy	313384C80	FHDN 0.000 08/21/2024	99.98542	08/20/2024	08/20/2024	50,000,000.00	49,992,708.33	0.00	49,992,708.33
58272	Buy	313384C80	FHDN 0.000 08/21/2024	99.98542	08/20/2024	08/20/2024	50,000,000.00	49,992,708.33	0.00	49,992,708.33
58273	Buy	912797LD7	B 0.000 11/14/2024	98.80599	08/21/2024	08/21/2024	65,000,000.00	64,223,890.97	0.00	64,223,890.97
58274	Buy	313384C98	FHDN 0.000 08/22/2024	99.98544	08/21/2024	08/21/2024	100,000,000.00	99,985,444.44	0.00	99,985,444.44
58275	Buy	313384C98	FHDN 0.000 08/22/2024	99.98544	08/21/2024	08/21/2024	100,000,000.00	99,985,444.44	0.00	99,985,444.44
58276	Buy	313384C98	FHDN 0.000 08/22/2024	99.98544	08/21/2024	08/21/2024	100,000,000.00	99,985,444.44	0.00	99,985,444.44
58277	Buy	313384C98	FHDN 0.000 08/22/2024	99.98544	08/21/2024	08/21/2024	100,000,000.00	99,985,444.44	0.00	99,985,444.44
58278	Buy	313384D55	FHDN 0.000 08/26/2024	99.92729	08/21/2024	08/21/2024	15,000,000.00	14,989,093.75	0.00	14,989,093.75
58279	Buy	313384D22	FHDN 0.000 08/23/2024	99.98544	08/22/2024	08/22/2024	100,000,000.00	99,985,444.44	0.00	99,985,444.44
58280	Buy	313384D22	FHDN 0.000 08/23/2024	99.98544	08/22/2024	08/22/2024	100,000,000.00	99,985,444.44	0.00	99,985,444.44
58281	Buy	313384D22	FHDN 0.000 08/23/2024	99.98544	08/22/2024	08/22/2024	100,000,000.00	99,985,444.44	0.00	99,985,444.44

# Investment Transactions

## Pooled Fund

Accounting ID	Transaction Type	Cusip	Description	Price	Settlement Date	Posted Date	Par Value	Principal	Accrued Interest	Total
58282	Buy	313384D22	FHDN 0.000 08/23/2024	99.98544	08/22/2024	08/22/2024	100,000,000.00	99,985,444.44	0.00	99,985,444.44
58283	Buy	313384D55	FHDN 0.000 08/26/2024	99.95633	08/23/2024	08/23/2024	100,000,000.00	99,956,333.33	0.00	99,956,333.33
58284	Buy	313384D55	FHDN 0.000 08/26/2024	99.95633	08/23/2024	08/23/2024	50,000,000.00	49,978,166.67	0.00	49,978,166.67
58285	Buy	313384D55	FHDN 0.000 08/26/2024	99.95633	08/23/2024	08/23/2024	25,000,000.00	24,989,083.33	0.00	24,989,083.33
58286	Buy	313384D55	FHDN 0.000 08/26/2024	99.95633	08/23/2024	08/23/2024	75,000,000.00	74,967,250.00	0.00	74,967,250.00
58287	Buy	313384D55	FHDN 0.000 08/26/2024	99.95633	08/23/2024	08/23/2024	50,000,000.00	49,978,166.67	0.00	49,978,166.67
58288	Buy	313384D55	FHDN 0.000 08/26/2024	99.95642	08/23/2024	08/23/2024	100,000,000.00	99,956,416.67	0.00	99,956,416.67
58289	Buy	313384D63	FHDN 0.000 08/27/2024	99.98544	08/26/2024	08/26/2024	100,000,000.00	99,985,444.44	0.00	99,985,444.44
58290	Buy	313384D63	FHDN 0.000 08/27/2024	99.98544	08/26/2024	08/26/2024	50,000,000.00	49,992,722.22	0.00	49,992,722.22
58291	Buy	313384D63	FHDN 0.000 08/27/2024	99.98544	08/26/2024	08/26/2024	25,000,000.00	24,996,361.11	0.00	24,996,361.11
58292	Buy	313384D63	FHDN 0.000 08/27/2024	99.98544	08/26/2024	08/26/2024	100,000,000.00	99,985,444.44	0.00	99,985,444.44
58293	Buy	313384D63	FHDN 0.000 08/27/2024	99.98544	08/26/2024	08/26/2024	50,000,000.00	49,992,722.22	0.00	49,992,722.22
58294	Buy	313384D63	FHDN 0.000 08/27/2024	99.98547	08/26/2024	08/26/2024	100,000,000.00	99,985,472.22	0.00	99,985,472.22
58295	Buy	313384D71	FHDN 0.000 08/28/2024	99.98544	08/27/2024	08/27/2024	100,000,000.00	99,985,444.44	0.00	99,985,444.44
58296	Buy	313384D71	FHDN 0.000 08/28/2024	99.98544	08/27/2024	08/27/2024	100,000,000.00	99,985,444.44	0.00	99,985,444.44
58297	Buy	313384D71	FHDN 0.000 08/28/2024	99.98544	08/27/2024	08/27/2024	100,000,000.00	99,985,444.44	0.00	99,985,444.44
58298	Buy	313384D71	FHDN 0.000 08/28/2024	99.98544	08/27/2024	08/27/2024	100,000,000.00	99,985,444.44	0.00	99,985,444.44
58299	Buy	912797MP9	B 0.000 12/17/2024	98.47838	08/28/2024	08/28/2024	75,000,000.00	73,858,781.25	0.00	73,858,781.25
58300	Buy	89233GPC4	TOYCC 0.000 02/12/2025	97.72267	08/28/2024	08/28/2024	75,000,000.00	73,292,000.00	0.00	73,292,000.00
58301	Buy	313384D89	FHDN 0.000 08/29/2024	99.98547	08/28/2024	08/28/2024	100,000,000.00	99,985,472.22	0.00	99,985,472.22
58302	Buy	313384D89	FHDN 0.000 08/29/2024	99.98547	08/28/2024	08/28/2024	100,000,000.00	99,985,472.22	0.00	99,985,472.22
58303	Buy	313384D89	FHDN 0.000 08/29/2024	99.98547	08/28/2024	08/28/2024	100,000,000.00	99,985,472.22	0.00	99,985,472.22
58304	Buy	313384D89	FHDN 0.000 08/29/2024	99.98547	08/28/2024	08/28/2024	100,000,000.00	99,985,472.22	0.00	99,985,472.22
58308	Buy	313384D97	FHDN 0.000 08/30/2024	99.98550	08/29/2024	08/29/2024	100,000,000.00	99,985,500.00	0.00	99,985,500.00
58309	Buy	313384D97	FHDN 0.000 08/30/2024	99.98550	08/29/2024	08/29/2024	100,000,000.00	99,985,500.00	0.00	99,985,500.00
58310	Buy	313384D97	FHDN 0.000 08/30/2024	99.98550	08/29/2024	08/29/2024	100,000,000.00	99,985,500.00	0.00	99,985,500.00
58311	Buy	313384D97	FHDN 0.000 08/30/2024	99.98550	08/29/2024	08/29/2024	100,000,000.00	99,985,500.00	0.00	99,985,500.00
58312	Buy	912797LA3	B 0.000 09/03/2024	99.94233	08/30/2024	08/30/2024	100,000,000.00	99,942,222.22	0.00	99,942,222.22
58313	Buy	912797LA3	B 0.000 09/03/2024	99.94233	08/30/2024	08/30/2024	100,000,000.00	99,942,333.33	0.00	99,942,333.33
58314	Buy	313384E54	FHDN 0.000 09/03/2024	99.94244	08/30/2024	08/30/2024	100,000,000.00	99,942,444.44	0.00	99,942,444.44
58315	Buy	313384E54	FHDN 0.000 09/03/2024	99.94244	08/30/2024	08/30/2024	100,000,000.00	99,942,444.44	0.00	99,942,444.44
			Activity Total				8,560,000,000.00	8,553,547,656.21	0.00	8,553,547,656.21
58168	Maturity	313384A41	FHDN 0.000 08/01/2024	100.00000	08/01/2024	08/01/2024	50,000,000.00	50,000,000.00	0.00	50,000,000.00
58169	Maturity	313384A41	FHDN 0.000 08/01/2024	100.00000	08/01/2024	08/01/2024	100,000,000.00	100,000,000.00	0.00	100,000,000.00
58170	Maturity	313384A41	FHDN 0.000 08/01/2024	100.00000	08/01/2024	08/01/2024	50,000,000.00	50,000,000.00	0.00	50,000,000.00
58171	Maturity	313384A41	FHDN 0.000 08/01/2024	100.00000	08/01/2024	08/01/2024	100,000,000.00	100,000,000.00	0.00	100,000,000.00
58172	Maturity	313384A41	FHDN 0.000 08/01/2024	100.00000	08/01/2024	08/01/2024	100,000,000.00	100,000,000.00	0.00	100,000,000.00
58173	Maturity	313384A58	FHDN 0.000 08/02/2024	100.00000	08/02/2024	08/02/2024	50,000,000.00	50,000,000.00	0.00	50,000,000.00
58174	Maturity	313384A58	FHDN 0.000 08/02/2024	100.00000	08/02/2024	08/02/2024	50,000,000.00	50,000,000.00	0.00	50,000,000.00
58175	Maturity	313384A58	FHDN 0.000 08/02/2024	100.00000	08/02/2024	08/02/2024	50,000,000.00	50,000,000.00	0.00	50,000,000.00
58176	Maturity	313384A58	FHDN 0.000 08/02/2024	100.00000	08/02/2024	08/02/2024	50,000,000.00	50,000,000.00	0.00	50,000,000.00
58177	Maturity	313384A58	FHDN 0.000 08/02/2024	100.00000	08/02/2024	08/02/2024	50,000,000.00	50,000,000.00	0.00	50,000,000.00
58178	Maturity	313384A58	FHDN 0.000 08/02/2024	100.00000	08/02/2024	08/02/2024	50,000,000.00	50,000,000.00	0.00	50,000,000.00
58179	Maturity	313384A58	FHDN 0.000 08/02/2024	100.00000	08/02/2024	08/02/2024	50,000,000.00	50,000,000.00	0.00	50,000,000.00
58180	Maturity	313384A58	FHDN 0.000 08/02/2024	100.00000	08/02/2024	08/02/2024	50,000,000.00	50,000,000.00	0.00	50,000,000.00
58181	Maturity	313384A58	FHDN 0.000 08/02/2024	100.00000	08/02/2024	08/02/2024	50,000,000.00	50,000,000.00	0.00	50,000,000.00
58182	Maturity	313384A82	FHDN 0.000 08/05/2024	100.00000	08/05/2024	08/05/2024	50,000,000.00	50,000,000.00	0.00	50,000,000.00
58183	Maturity	313384A82	FHDN 0.000 08/05/2024	100.00000	08/05/2024	08/05/2024	50,000,000.00	50,000,000.00	0.00	50,000,000.00
58184	Maturity	313384A82	FHDN 0.000 08/05/2024	100.00000	08/05/2024	08/05/2024	50,000,000.00	50,000,000.00	0.00	50,000,000.00
58185	Maturity	313384A82	FHDN 0.000 08/05/2024	100.00000	08/05/2024	08/05/2024	50,000,000.00	50,000,000.00	0.00	50,000,000.00
58186	Maturity	313384A82	FHDN 0.000 08/05/2024	100.00000	08/05/2024	08/05/2024	50,000,000.00	50,000,000.00	0.00	50,000,000.00
58187	Maturity	313384A82	FHDN 0.000 08/05/2024	100.00000	08/05/2024	08/05/2024	50,000,000.00	50,000,000.00	0.00	50,000,000.00







## Investment Transactions Pooled Fund

Accounting ID	Transaction Type	Cusip	Description	Price	Settlement Date	Posted Date	Par Value	Principal	Accrued Interest	Total
58291	Maturity	313384D63	FHDN 0.000 08/27/2024	100.00000	08/27/2024	08/27/2024	25,000,000.00	25,000,000.00	0.00	25,000,000.00
58292	Maturity	313384D63	FHDN 0.000 08/27/2024	100.00000	08/27/2024	08/27/2024	100,000,000.00	100,000,000.00	0.00	100,000,000.00
58293	Maturity	313384D63	FHDN 0.000 08/27/2024	100.00000	08/27/2024	08/27/2024	50,000,000.00	50,000,000.00	0.00	50,000,000.00
58294	Maturity	313384D63	FHDN 0.000 08/27/2024	100.00000	08/27/2024	08/27/2024	100,000,000.00	100,000,000.00	0.00	100,000,000.00
58295	Maturity	313384D71	FHDN 0.000 08/28/2024	100.00000	08/28/2024	08/28/2024	100,000,000.00	100,000,000.00	0.00	100,000,000.00
58296	Maturity	313384D71	FHDN 0.000 08/28/2024	100.00000	08/28/2024	08/28/2024	100,000,000.00	100,000,000.00	0.00	100,000,000.00
58297	Maturity	313384D71	FHDN 0.000 08/28/2024	100.00000	08/28/2024	08/28/2024	100,000,000.00	100,000,000.00	0.00	100,000,000.00
58298	Maturity	313384D71	FHDN 0.000 08/28/2024	100.00000	08/28/2024	08/28/2024	100,000,000.00	100,000,000.00	0.00	100,000,000.00
47194	Maturity	459056HV2	IBRD 1.500 08/28/2024	100.00000	08/28/2024	08/28/2024	50,000,000.00	50,000,000.00	0.00	50,000,000.00
58301	Maturity	313384D89	FHDN 0.000 08/29/2024	100.00000	08/29/2024	08/29/2024	100,000,000.00	100,000,000.00	0.00	100,000,000.00
58302	Maturity	313384D89	FHDN 0.000 08/29/2024	100.00000	08/29/2024	08/29/2024	100,000,000.00	100,000,000.00	0.00	100,000,000.00
58303	Maturity	313384D89	FHDN 0.000 08/29/2024	100.00000	08/29/2024	08/29/2024	100,000,000.00	100,000,000.00	0.00	100,000,000.00
58304	Maturity	313384D89	FHDN 0.000 08/29/2024	100.00000	08/29/2024	08/29/2024	100,000,000.00	100,000,000.00	0.00	100,000,000.00
58308	Maturity	313384D97	FHDN 0.000 08/30/2024	100.00000	08/30/2024	08/30/2024	100,000,000.00	100,000,000.00	0.00	100,000,000.00
58309	Maturity	313384D97	FHDN 0.000 08/30/2024	100.00000	08/30/2024	08/30/2024	100,000,000.00	100,000,000.00	0.00	100,000,000.00
58310	Maturity	313384D97	FHDN 0.000 08/30/2024	100.00000	08/30/2024	08/30/2024	100,000,000.00	100,000,000.00	0.00	100,000,000.00
58311	Maturity	313384D97	FHDN 0.000 08/30/2024	100.00000	08/30/2024	08/30/2024	100,000,000.00	100,000,000.00	0.00	100,000,000.00
			Activity Total				8,630,000,000.00	8,630,000,000.00	0.00	8,630,000,000.00

## Interest Received Pooled Fund

For month ended August 31, 2024							
Accounting ID	Transaction Type	Cusip	Description	Date Posted	Interest Received	Purchased Interest Adjustment	Net Interest
57583	Interest Income	3130AUTC8	FHLB 4.010 02/06/2026	08/06/2024	423,055.00		423,055.00
57712	Interest Income	3133EPSK2	FFCB 4.250 08/07/2028	08/07/2024	414,375.00		414,375.00
57753	Interest Income	06367DDS1	BMOCHG 5.880 08/09/2024	08/09/2024	2,482,666.65		2,482,666.65
46425	Interest Income	3137EAEP0	FHLMC 1.500 02/12/2025	08/12/2024	37,500.00		37,500.00
57747	Interest Income	13606KD78	CIBCNY 5.920 08/12/2024	08/12/2024	2,688,666.67		2,688,666.67
57748	Interest Income	78015J7F8	RY 5.930 08/12/2024	08/12/2024	3,231,850.00		3,231,850.00
46426	Interest Income	3137EAEP0	FHLMC 1.500 02/12/2025	08/12/2024	375,000.00		375,000.00
47022	Interest Income	3137EAEP0	FHLMC 1.500 02/12/2025	08/12/2024	401,490.00		401,490.00
57581	Interest Income	3133EPAG0	FFCB 4.250 02/10/2025	08/12/2024	634,843.75		634,843.75
57582	Interest Income	3133EPAG0	FFCB 4.250 02/10/2025	08/12/2024	212,500.00		212,500.00
46422	Interest Income	3137EAEP0	FHLMC 1.500 02/12/2025	08/12/2024	112,500.00		112,500.00
46423	Interest Income	3137EAEP0	FHLMC 1.500 02/12/2025	08/12/2024	37,500.00		37,500.00
46424	Interest Income	3137EAEP0	FHLMC 1.500 02/12/2025	08/12/2024	37,500.00		37,500.00
57585	Interest Income	3130AUVZ4	FHLB 4.500 02/13/2025	08/13/2024	1,125,000.00		1,125,000.00
57733	Interest Income	06367DCF0	BMOCHG 6.010 08/14/2024	08/14/2024	2,938,222.22		2,938,222.22
57846	Interest Income	3135GANG2	FNMA 5.130 02/18/2028	08/14/2024	1,282,500.00		1,282,500.00
57847	Interest Income	3135GANG2	FNMA 5.130 02/18/2028	08/14/2024	641,250.00		641,250.00
57848	Interest Income	3135GANG2	FNMA 5.130 02/18/2028	08/14/2024	641,250.00		641,250.00
57717	Interest Income	3133EPSW6	FFCB 4.500 08/14/2026	08/14/2024	1,125,000.00		1,125,000.00
57787	Interest Income	78015JE37	RY 5.860 08/15/2024	08/15/2024	2,352,138.90		2,352,138.90
57902	Interest Income	4581XOEN4	IADB 4.125 02/15/2029	08/15/2024	558,593.75	197,656.25	360,937.50
57911	Interest Income	9128286B1	T 2.625 02/15/2029	08/15/2024	656,250.00	201,923.08	454,326.92
58102	Interest Income	4581XOEN4	IADB 4.125 02/15/2029	08/15/2024	1,117,187.50	956,770.83	160,416.67
47145	Interest Income	91282CCT6	T 0.375 08/15/2024	08/15/2024	93,750.00		93,750.00
57754	Interest Income	13606KF92	CIBCNY 5.880 08/16/2024	08/16/2024	2,539,833.33		2,539,833.33
57660	Interest Income	3133EPJX4	FFCB 3.625 02/17/2026	08/19/2024	543,750.00		543,750.00
57661	Interest Income	3133EPJX4	FFCB 3.625 02/17/2026	08/19/2024	453,125.00		453,125.00
57662	Interest Income	3133EPKA2	FFCB 4.000 08/18/2025	08/19/2024	530,000.00		530,000.00
57663	Interest Income	3133EPKA2	FFCB 4.000 08/18/2025	08/19/2024	600,000.00		600,000.00
57664	Interest Income	3133EPKA2	FFCB 4.000 08/18/2025	08/19/2024	500,000.00		500,000.00
57589	Interest Income	3133EPBF1	FFCB 4.875 08/21/2024	08/21/2024	243,750.00		243,750.00
57590	Interest Income	3133EPBF1	FFCB 4.875 08/21/2024	08/21/2024	609,375.00		609,375.00
57591	Interest Income	3133EPBF1	FFCB 4.875 08/21/2024	08/21/2024	487,500.00		487,500.00
57594	Interest Income	3133EPBJ3	FFCB 4.375 02/23/2026	08/23/2024	1,093,750.00		1,093,750.00
57595	Interest Income	3133EPBJ3	FFCB 4.375 02/23/2026	08/23/2024	546,875.00		546,875.00
57596	Interest Income	3133EPBJ3	FFCB 4.375 02/23/2026	08/23/2024	612,500.00		612,500.00
57597	Interest Income	3133EPBM6	FFCB 4.125 08/23/2027	08/23/2024	206,250.00		206,250.00
57788	Interest Income	78015JE78	RY 5.860 08/26/2024	08/26/2024	2,441,666.65		2,441,666.65
46937	Interest Income	3135G05X7	FNMA 0.375 08/25/2025	08/26/2024	135,937.50		135,937.50
46955	Interest Income	3135G05X7	FNMA 0.375 08/25/2025	08/26/2024	46,875.00		46,875.00
47433	Interest Income	3133ENJ35	FFCB 3.320 02/25/2026	08/26/2024	581,000.00		581,000.00
47441	Interest Income	3133ENJ84	FFCB 3.375 08/26/2024	08/26/2024	843,750.00		843,750.00
47144	Interest Income	45818WDG8	IADB 0.820 02/27/2026	08/27/2024	79,950.00		79,950.00
47194	Interest Income	459056HV2	IBRD 1.500 08/28/2024	08/28/2024	375,000.00		375,000.00
57602	Interest Income	3130AV7L0	FHLB 5.000 02/28/2025	08/28/2024	625,000.00		625,000.00
57603	Interest Income	3130AV7L0	FHLB 5.000 02/28/2025	08/28/2024	875,000.00		875,000.00
57729	Interest Income	3133EPUN3	FFCB 4.500 08/28/2028	08/28/2024	225,000.00		225,000.00
57730	Interest Income	3133EPUN3	FFCB 4.500 08/28/2028	08/28/2024	562,500.00		562,500.00
57731	Interest Income	3133EPUN3	FFCB 4.500 08/28/2028	08/28/2024	337,500.00		337,500.00
57732	Interest Income	3133EPUN3	FFCB 4.500 08/28/2028	08/28/2024	742,500.00		742,500.00
			Activity Total		40,458,976.92	1,356,350.16	39,102,626.76

## Money Market / Secured Bank Deposit Activity Pooled Fund

For month ended August 31, 2024				
Accounting ID	Description	Activity Date	Transaction Type	Transaction Amount
09248U718	BlackRock Liquidity Funds T-Fund	08/07/2024	Withdrawal	( 25,000,000.00)
09248U718	BlackRock Liquidity Funds T-Fund	08/19/2024	Withdrawal	( 25,000,000.00)
09248U718	BlackRock Liquidity Funds T-Fund	08/30/2024	Interest Received	255,084.37
	<b>Activity Total</b>		<b>Net Total</b>	<b>( 49,744,915.63)</b>
31607A703	Fidelity Govt Portfolio	08/01/2024	Withdrawal	( 10,000,000.00)
31607A703	Fidelity Govt Portfolio	08/30/2024	Interest Received	3,543,026.14
	<b>Activity Total</b>		<b>Net Total</b>	<b>( 6,456,973.86)</b>
608919718	Federated Hermes Govt Obligations	08/05/2024	Deposit	10,000,000.00
608919718	Federated Hermes Govt Obligations	08/08/2024	Deposit	100,000,000.00
608919718	Federated Hermes Govt Obligations	08/09/2024	Deposit	150,000,000.00
608919718	Federated Hermes Govt Obligations	08/12/2024	Withdrawal	( 100,000,000.00)
608919718	Federated Hermes Govt Obligations	08/28/2024	Withdrawal	( 125,000,000.00)
608919718	Federated Hermes Govt Obligations	08/30/2024	Deposit	95,000,000.00
608919718	Federated Hermes Govt Obligations	08/30/2024	Interest Received	1,660,026.53
	<b>Activity Total</b>		<b>Net Total</b>	<b>131,660,026.53</b>
262006208	Dreyfus Government Cash Management	08/06/2024	Withdrawal	( 70,000,000.00)
262006208	Dreyfus Government Cash Management	08/22/2024	Withdrawal	( 5,000,000.00)
262006208	Dreyfus Government Cash Management	08/30/2024	Interest Received	187,112.18
	<b>Activity Total</b>		<b>Net Total</b>	<b>( 74,812,887.82)</b>
85749T517	State Street Institutional U.S. Govt	08/05/2024	Deposit	13,000,000.00
85749T517	State Street Institutional U.S. Govt	08/08/2024	Deposit	135,000,000.00
85749T517	State Street Institutional U.S. Govt	08/09/2024	Deposit	100,000,000.00
85749T517	State Street Institutional U.S. Govt	08/12/2024	Withdrawal	( 150,000,000.00)
85749T517	State Street Institutional U.S. Govt	08/13/2024	Withdrawal	( 115,000,000.00)
85749T517	State Street Institutional U.S. Govt	08/15/2024	Deposit	15,000,000.00
85749T517	State Street Institutional U.S. Govt	08/26/2024	Deposit	50,000,000.00
85749T517	State Street Institutional U.S. Govt	08/27/2024	Deposit	25,000,000.00
85749T517	State Street Institutional U.S. Govt	08/29/2024	Deposit	30,000,000.00
85749T517	State Street Institutional U.S. Govt	08/30/2024	Interest Received	1,998,177.31
	<b>Activity Total</b>		<b>Net Total</b>	<b>104,998,177.31</b>
61747C319	Morgan Stanley Institutional Liquidity	08/01/2024	Withdrawal	( 51,000,000.00)
61747C319	Morgan Stanley Institutional Liquidity	08/02/2024	Withdrawal	( 25,000,000.00)
61747C319	Morgan Stanley Institutional Liquidity	08/14/2024	Withdrawal	( 5,000,000.00)
61747C319	Morgan Stanley Institutional Liquidity	08/21/2024	Withdrawal	( 7,000,000.00)
61747C319	Morgan Stanley Institutional Liquidity	08/30/2024	Interest Received	107,338.10
	<b>Activity Total</b>		<b>Net Total</b>	<b>( 87,892,661.90)</b>
0660P0999	Bank of America TTX INV Deposit Acct	08/30/2024	Interest Received	456,060.43
	<b>Activity Total</b>		<b>Net Total</b>	<b>456,060.43</b>