



Treasurer & Tax Collector
CITY AND COUNTY OF SAN FRANCISCO

José Cisneros
TREASURER

Investment Report for the month of July 2024

August 15, 2024

The Honorable London N. Breed
Mayor of San Francisco
City Hall, Room 200
1 Dr. Carlton B. Goodlett Place
San Francisco, CA 94102-4638

The Honorable Board of Supervisors
City and County of San Francisco
City Hall, Room 244
1 Dr. Carlton B. Goodlett Place
San Francisco, CA 94102-4638

Colleagues,

In accordance with the provisions of California State Government Code, Section 53646, we forward this report detailing the City's pooled fund portfolio as of July 31, 2024. These investments provide sufficient liquidity to meet expenditure requirements for the next six months and are in compliance with our statement of investment policy and California Code.

This correspondence and its attachments show the investment activity for the month of July 2024 for the portfolios under the Treasurer's management. All pricing and valuation data is obtained from Interactive Data Corporation.

CCSF Pooled Fund Investment Earnings Statistics *

<i>(in \$ million)</i>	Current Month		Prior Month	
	Fiscal YTD	July 2024	Fiscal YTD	June 2024
Average Daily Balance	\$ 15,643	\$ 15,643	\$ 15,893	\$ 16,584
Net Earnings	48.15	48.15	541.98	50.96
Earned Income Return	3.62%	3.62%	3.41%	3.75%

CCSF Pooled Fund Statistics *

<i>(in \$ million)</i>	% of Portfolio	Book Value	Market Value	Wtd. Avg. Coupon	Wtd. Avg. YTM	WAM
U.S. Treasuries	21.20%	\$ 3,472.7	\$ 3,362.5	1.55%	1.73%	647
Federal Agencies	45.91%	7,364.8	7,280.8	3.37%	3.72%	651
Public Time Deposits	0.19%	30.0	30.0	5.35%	5.35%	153
Negotiable CDs	10.77%	1,707.0	1,707.7	5.64%	5.64%	103
Commercial Paper	6.80%	1,077.7	1,077.8	0.00%	5.40%	152
Money Market Funds	11.08%	1,757.4	1,757.4	5.24%	5.24%	1
Supranationals	3.20%	514.3	507.9	2.29%	2.22%	483
Secured Bank Deposit	0.63%	100.6	100.6	5.35%	5.35%	1
Totals	100.0%	\$ 16,058.7	\$ 15,858.7	3.19%	3.76%	477

In the remainder of this report, we provide additional information and analytics at the security-level and portfolio-level, as recommended by the California Debt and Investment Advisory Commission.

Respectfully,

José Cisneros
Treasurer

cc: Treasury Oversight Committee: Aimee Brown, Kevin Kone, Brenda Kwee McNulty
Greg Wagner - Controller, Office of the Controller
Mark de la Rosa - Director of Audits, Office of the Controller
Mayor's Office of Public Policy and Finance
San Francisco County Transportation Authority
San Francisco Public Library
San Francisco Health Service System

Portfolio Summary

Pooled Fund

As of July 31, 2024

<i>(in \$ million)</i>							
Security Type	Par Value	Book Value	Market Value	Market/Book Price	Current % Allocation	Max. Policy Allocation	Compliant?
U.S. Treasuries	\$ 3,490.0	\$ 3,472.7	\$ 3,362.5	96.82	21.63%	100%	Yes
Federal Agencies	7,370.6	7,364.8	7,280.8	98.86	45.86%	100%	Yes
State & Local Government							
Agency Obligations	-	-	-	-	0.00%	20%	Yes
Public Time Deposits	30.0	30.0	30.0	100.00	0.19%	100%	Yes
Negotiable CDs	1,707.0	1,707.0	1,707.7	100.04	10.63%	30%	Yes
Bankers Acceptances	-	-	-	-	0.00%	40%	Yes
Commercial Paper	1,102.0	1,077.7	1,077.8	100.01	6.71%	25%	Yes
Medium Term Notes	34.5	34.1	34.0	99.82	0.21%	30%	Yes
Repurchase Agreements	-	-	-	-	0.00%	10%	Yes
Reverse Repurchase/ Securities Lending Agreements	-	-	-	-	0.00%	\$75mm	Yes
Money Market Funds - Government	1,757.4	1,757.4	1,757.4	100.00	10.94%	20%	Yes
LAIF	-	-	-	-	0.00%	\$50mm	Yes
Supranationals	515.0	514.3	507.9	98.75	3.20%	30%	Yes
Secured Bank Deposit	100.6	100.6	100.6	100.00	0.63%	N/A	Yes
TOTAL	\$ 16,107.2	\$ 16,058.7	\$ 15,858.7	98.75	100.00%	-	Yes

The City and County of San Francisco uses the following methodology to determine compliance: Compliance is pre-trade and calculated on a book value basis of the overall portfolio value. Cash balances are included in the City's compliance calculations.

Please note the information in this report does not include cash balances. Due to fluctuations in the market value of the securities held in the Pooled Fund and changes in the City's cash position, the allocation limits may be exceeded on a post-trade compliance basis. In these instances, no compliance violation has occurred, as the policy limits were not exceeded prior to trade execution. The full Investment Policy can be found at <https://sftreasurer.org/banking-investments/investments>

Totals may not add due to rounding.

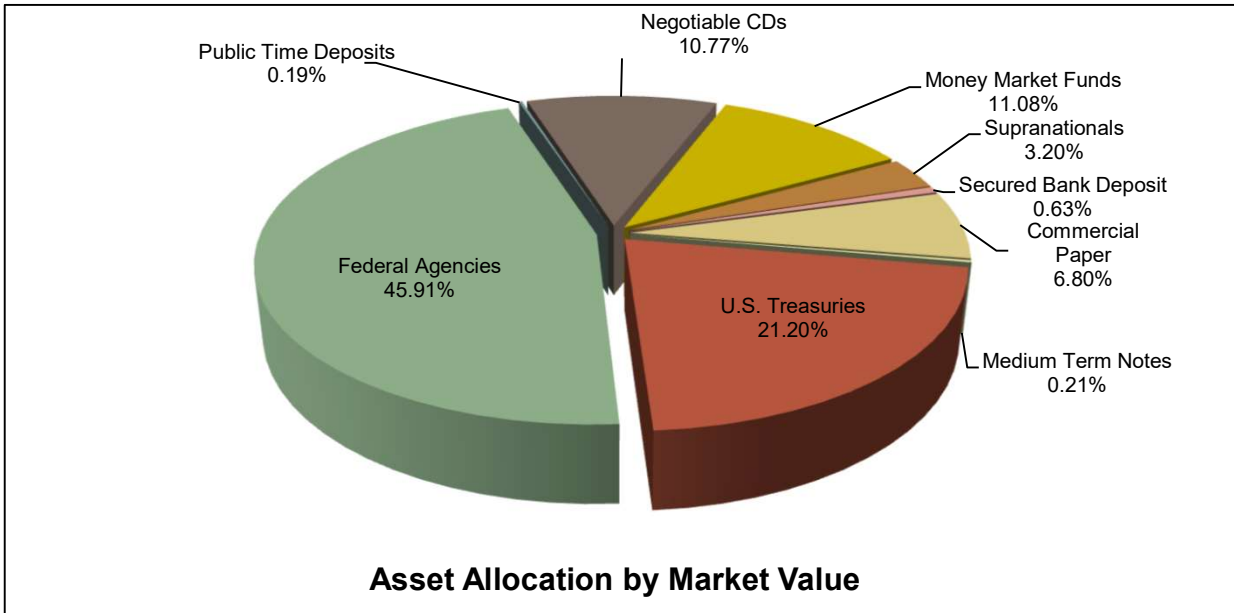
City and County of San Francisco

Pooled Fund Portfolio Statistics

For the month ended July 31, 2024

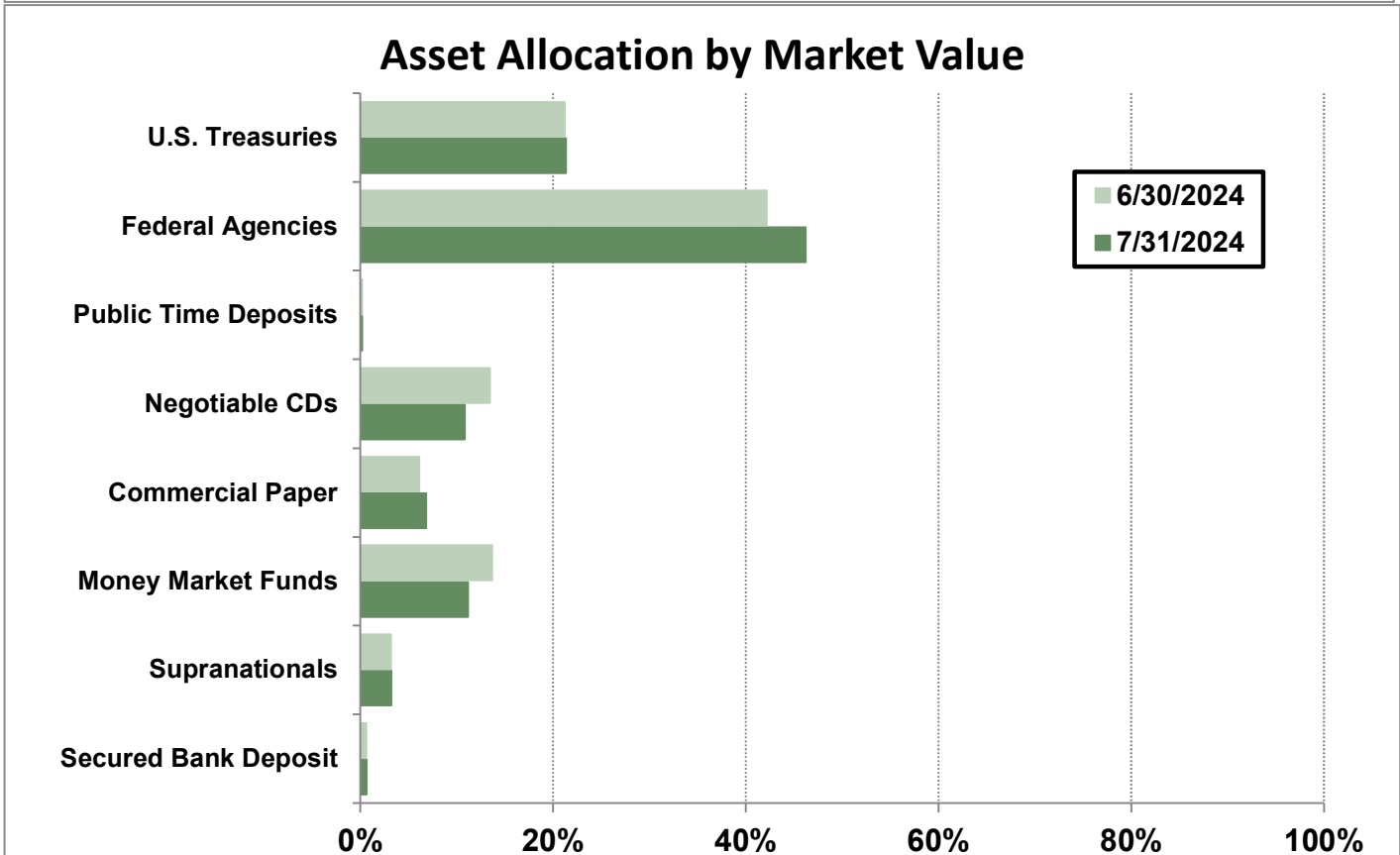
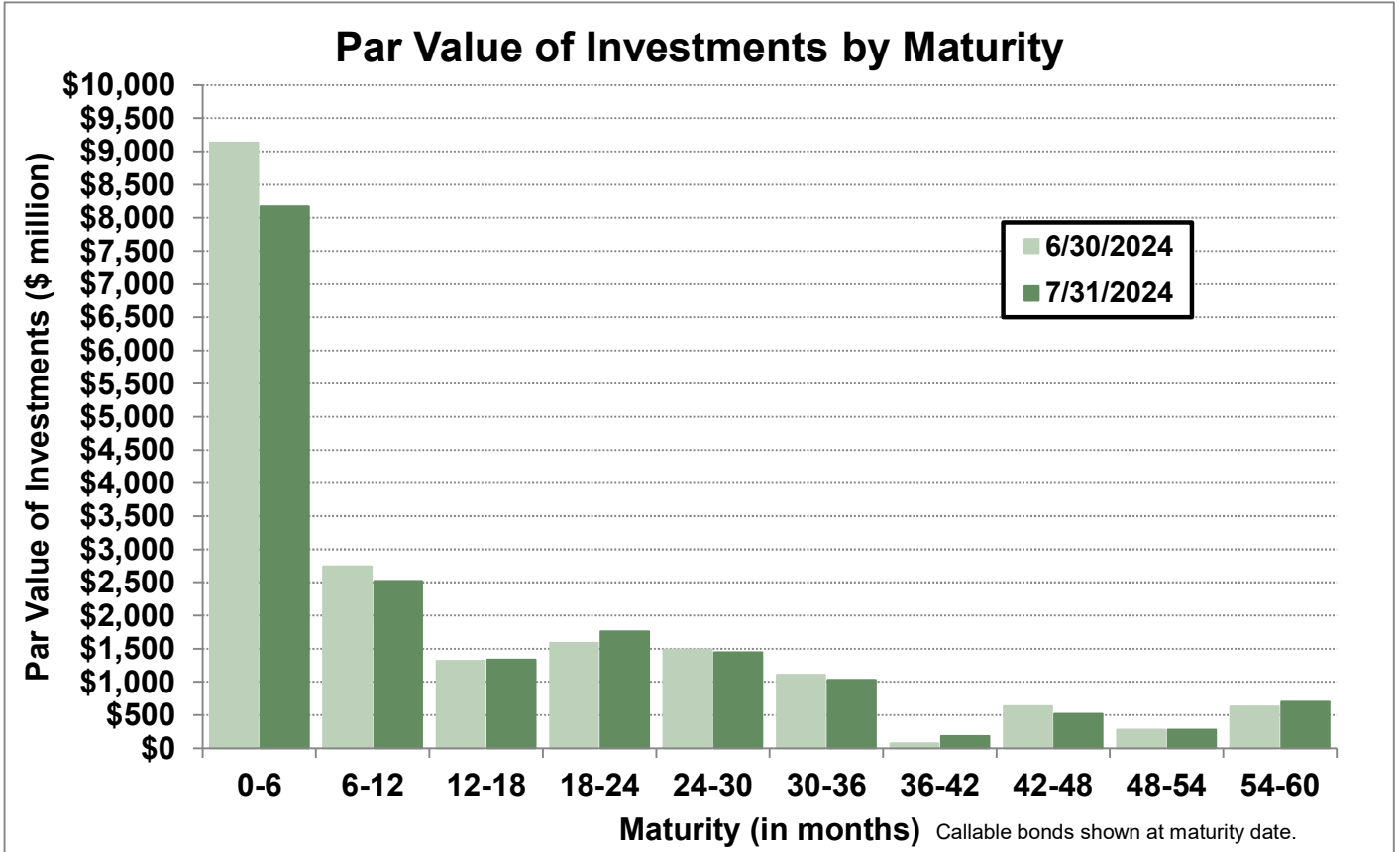
Average Daily Balance	\$15,642,957,434
Net Earnings	\$48,153,155
Earned Income Return	3.62%
Weighted Average Maturity	477 days

Investment Type	(\$ million)	Par Value	Book Value	Market Value
U.S. Treasuries	\$ 3,490.0	\$ 3,472.7	\$ 3,362.5	\$ 3,362.5
Federal Agencies	7,370.6	7,364.8	7,280.8	7,280.8
Public Time Deposits	30.0	30.0	30.0	30.0
Negotiable CDs	1,707.0	1,707.0	1,707.7	1,707.7
Commercial Paper	1,102.0	1,077.7	1,077.8	1,077.8
Medium Term Notes	34.5	34.1	34.0	34.0
Money Market Funds	1,757.4	1,757.4	1,757.4	1,757.4
Supranationals	515.0	514.3	507.9	507.9
Secured Bank Deposit	100.6	100.6	100.6	100.6
Total	\$ 16,107.2	\$ 16,058.7	\$ 15,858.7	\$ 15,858.7

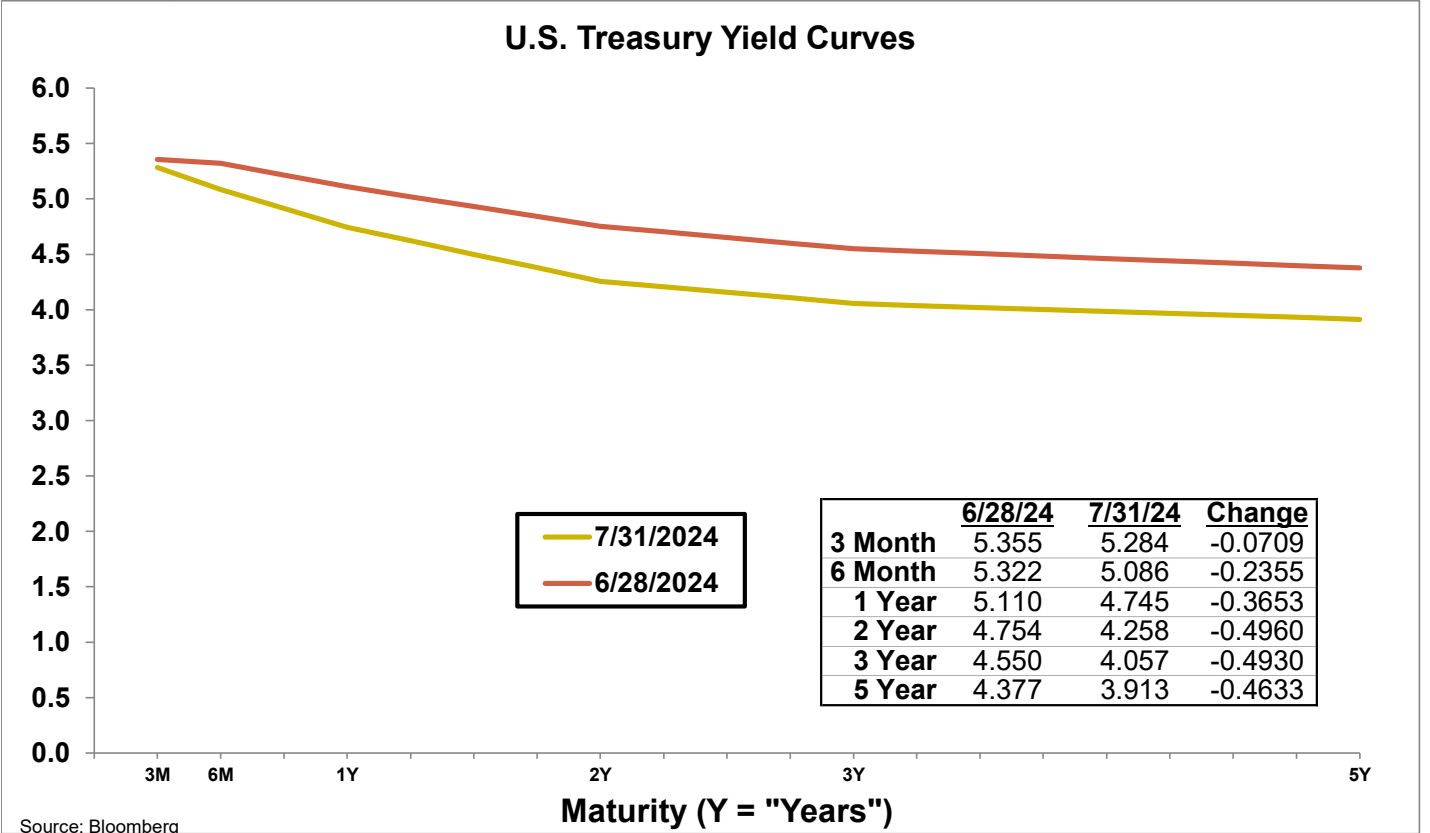
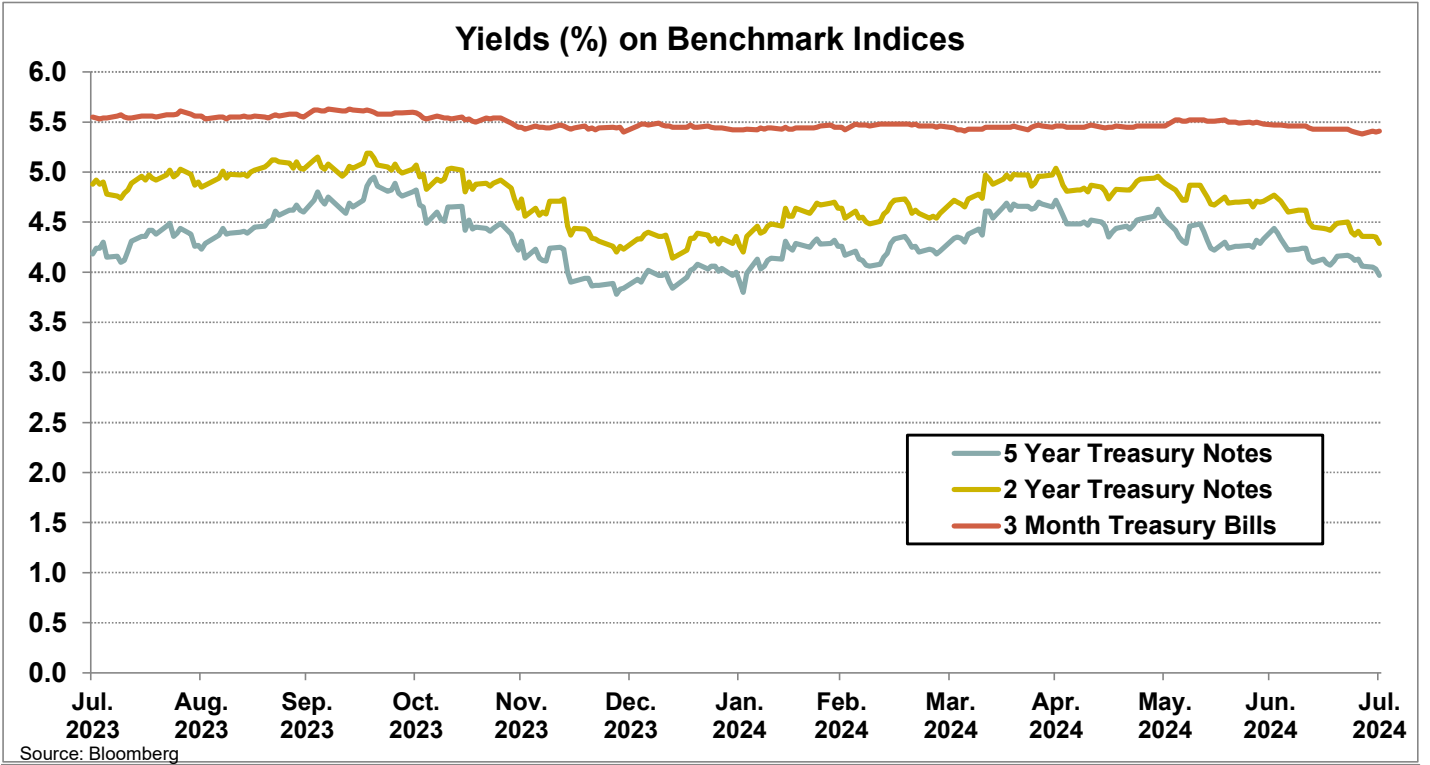


Portfolio Analysis

Pooled Fund



Yield Curves



Investment Inventory

Pooled Fund

As of July 31, 2024

Type of Investment	CUSIP	Issuer Name	Maturity		Coupon	Par Value	Original Cost	Amortized	
			Settle Date	Date				Book Value	Market Value
U.S. Treasuries	91282CCT6	U.S. Treasury Note	8/25/2021	8/15/2024	0.38	\$ 50,000,000	\$ 49,998,438	\$ 49,998,691	\$ 49,904,295
U.S. Treasuries	912797GL5	U.S. Treasury Bill	3/12/2024	9/5/2024	0.00	50,000,000	48,745,832	49,752,001	49,743,395
U.S. Treasuries	912828YM6	U.S. Treasury Note	4/15/2021	10/31/2024	1.50	50,000,000	51,746,094	50,122,698	49,535,155
U.S. Treasuries	912828G38	U.S. Treasury Note	3/9/2021	11/15/2024	2.25	50,000,000	53,160,156	50,248,683	49,570,315
U.S. Treasuries	912828G38	U.S. Treasury Note	3/12/2021	11/15/2024	2.25	50,000,000	53,228,516	50,254,630	49,570,315
U.S. Treasuries	912828YY0	U.S. Treasury Note	3/15/2021	12/31/2024	1.75	50,000,000	52,226,563	50,244,007	49,298,830
U.S. Treasuries	912828Z52	U.S. Treasury Note	3/30/2021	1/31/2025	1.38	50,000,000	51,515,625	50,197,690	49,099,610
U.S. Treasuries	912828Z52	U.S. Treasury Note	4/15/2021	1/31/2025	1.38	50,000,000	51,507,813	50,198,940	49,099,610
U.S. Treasuries	912828ZC7	U.S. Treasury Note	3/15/2021	2/28/2025	1.13	50,000,000	51,011,719	50,147,630	48,894,530
U.S. Treasuries	912828ZC7	U.S. Treasury Note	3/31/2021	2/28/2025	1.13	50,000,000	50,998,047	50,147,264	48,894,530
U.S. Treasuries	912828ZF0	U.S. Treasury Note	4/15/2021	3/31/2025	0.50	50,000,000	49,779,297	49,963,064	48,562,500
U.S. Treasuries	912828ZF0	U.S. Treasury Note	4/19/2021	3/31/2025	0.50	50,000,000	49,839,844	49,973,122	48,562,500
U.S. Treasuries	912828ZL7	U.S. Treasury Note	5/18/2021	4/30/2025	0.38	50,000,000	49,615,234	49,927,473	48,345,705
U.S. Treasuries	912828XB1	U.S. Treasury Note	9/2/2021	5/15/2025	2.13	50,000,000	52,849,609	50,605,357	48,945,315
U.S. Treasuries	912828ZW3	U.S. Treasury Note	3/8/2021	6/30/2025	0.25	50,000,000	49,140,625	49,818,304	47,996,095
U.S. Treasuries	912828ZW3	U.S. Treasury Note	3/9/2021	6/30/2025	0.25	50,000,000	49,042,969	49,797,528	47,996,095
U.S. Treasuries	912828ZW3	U.S. Treasury Note	5/12/2021	6/30/2025	0.25	50,000,000	49,281,250	49,841,494	47,996,095
U.S. Treasuries	912828ZW3	U.S. Treasury Note	5/13/2021	6/30/2025	0.25	50,000,000	49,183,594	49,819,839	47,996,095
U.S. Treasuries	912828ZW3	U.S. Treasury Note	5/18/2021	6/30/2025	0.25	50,000,000	49,253,906	49,834,808	47,996,095
U.S. Treasuries	912828ZW3	U.S. Treasury Note	7/12/2021	6/30/2025	0.25	50,000,000	49,310,547	49,841,554	47,996,095
U.S. Treasuries	912828ZW3	U.S. Treasury Note	8/5/2021	6/30/2025	0.25	50,000,000	49,500,000	49,883,158	47,996,095
U.S. Treasuries	912828ZW3	U.S. Treasury Note	8/6/2021	6/30/2025	0.25	50,000,000	49,406,250	49,861,153	47,996,095
U.S. Treasuries	912828ZW3	U.S. Treasury Note	12/7/2021	6/30/2025	0.25	50,000,000	48,628,906	49,649,059	47,996,095
U.S. Treasuries	91282CHL8	U.S. Treasury Note	2/6/2024	6/30/2025	4.63	50,000,000	49,976,563	49,984,697	49,919,920
U.S. Treasuries	91282CAB7	U.S. Treasury Note	8/5/2021	7/31/2025	0.25	50,000,000	49,458,984	49,864,746	47,835,940
U.S. Treasuries	91282CAB7	U.S. Treasury Note	8/6/2021	7/31/2025	0.25	50,000,000	49,363,281	49,840,711	47,835,940
U.S. Treasuries	91282CFK2	U.S. Treasury Note	10/7/2022	9/15/2025	3.50	50,000,000	48,968,750	49,606,320	49,347,655
U.S. Treasuries	91282CAM3	U.S. Treasury Note	5/12/2021	9/30/2025	0.25	50,000,000	49,109,375	49,763,723	47,511,720
U.S. Treasuries	91282CAM3	U.S. Treasury Note	7/26/2021	9/30/2025	0.25	50,000,000	49,281,250	49,799,955	47,511,720
U.S. Treasuries	91282CAT8	U.S. Treasury Note	2/25/2021	10/31/2025	0.25	50,000,000	49,298,828	49,812,911	47,351,565
U.S. Treasuries	91282CAT8	U.S. Treasury Note	3/2/2021	10/31/2025	0.25	50,000,000	49,078,125	49,753,301	47,351,565
U.S. Treasuries	91282CAT8	U.S. Treasury Note	3/4/2021	10/31/2025	0.25	50,000,000	49,048,828	49,745,162	47,351,565
U.S. Treasuries	91282CBC4	U.S. Treasury Note	2/25/2021	12/31/2025	0.38	50,000,000	49,455,078	49,840,834	47,164,065
U.S. Treasuries	91282CBC4	U.S. Treasury Note	2/26/2021	12/31/2025	0.38	50,000,000	49,271,484	49,787,087	47,164,065
U.S. Treasuries	91282CBW0	U.S. Treasury Note	6/28/2021	4/30/2026	0.75	50,000,000	49,662,109	49,878,191	46,929,690
U.S. Treasuries	91282CBW0	U.S. Treasury Note	7/2/2021	4/30/2026	0.75	50,000,000	49,730,469	49,902,614	46,929,690
U.S. Treasuries	912828R36	U.S. Treasury Note	7/23/2021	5/15/2026	1.63	50,000,000	52,203,125	50,817,551	47,609,375
U.S. Treasuries	912828R36	U.S. Treasury Note	8/27/2021	5/15/2026	1.63	50,000,000	51,890,625	50,715,846	47,609,375
U.S. Treasuries	91282CCJ8	U.S. Treasury Note	7/2/2021	6/30/2026	0.88	50,000,000	49,931,641	49,973,841	46,830,080
U.S. Treasuries	91282CCJ8	U.S. Treasury Note	7/14/2021	6/30/2026	0.88	50,000,000	50,070,313	50,027,085	46,830,080
U.S. Treasuries	91282CCJ8	U.S. Treasury Note	7/22/2021	6/30/2026	0.88	50,000,000	50,345,703	50,133,759	46,830,080
U.S. Treasuries	91282CCJ8	U.S. Treasury Note	7/22/2021	6/30/2026	0.88	50,000,000	50,328,125	50,126,957	46,830,080
U.S. Treasuries	91282CCJ8	U.S. Treasury Note	8/6/2021	6/30/2026	0.88	50,000,000	50,406,250	50,158,503	46,830,080
U.S. Treasuries	91282CCJ8	U.S. Treasury Note	8/10/2021	6/30/2026	0.88	50,000,000	50,240,234	50,093,940	46,830,080
U.S. Treasuries	91282CCJ8	U.S. Treasury Note	9/24/2021	6/30/2026	0.88	50,000,000	49,937,500	49,974,928	46,830,080
U.S. Treasuries	91282CCJ8	U.S. Treasury Note	10/14/2021	6/30/2026	0.88	50,000,000	49,593,750	49,835,138	46,830,080
U.S. Treasuries	91282CCJ8	U.S. Treasury Note	1/4/2022	6/30/2026	0.88	50,000,000	49,027,344	49,585,523	46,830,080
U.S. Treasuries	91282CCW9	U.S. Treasury Note	9/28/2021	8/31/2026	0.75	50,000,000	49,449,219	49,767,189	46,480,470
U.S. Treasuries	91282CCZ2	U.S. Treasury Note	10/8/2021	9/30/2026	0.88	50,000,000	49,689,453	49,865,054	46,523,440

Investment Inventory

Pooled Fund

Type of Investment	CUSIP	Issuer Name	Maturity			Amortized			
			Settle Date	Date	Coupon	Par Value	Original Cost	Book Value	Market Value
U.S. Treasuries	91282CCZ2	U.S. Treasury Note	10/8/2021	9/30/2026	0.88	50,000,000	49,671,875	49,857,415	46,523,440
U.S. Treasuries	91282CCZ2	U.S. Treasury Note	10/19/2021	9/30/2026	0.88	50,000,000	49,318,359	49,701,994	46,523,440
U.S. Treasuries	91282CDK4	U.S. Treasury Note	12/3/2021	11/30/2026	1.25	50,000,000	50,072,266	50,033,735	46,699,220
U.S. Treasuries	91282CDK4	U.S. Treasury Note	12/7/2021	11/30/2026	1.25	50,000,000	50,117,188	50,054,825	46,699,220
U.S. Treasuries	91282CDK4	U.S. Treasury Note	3/29/2022	11/30/2026	1.25	50,000,000	47,078,125	48,543,342	46,699,220
U.S. Treasuries	91282CDQ1	U.S. Treasury Note	3/29/2022	12/31/2026	1.25	50,000,000	47,107,422	48,532,075	46,640,625
U.S. Treasuries	91282CEF4	U.S. Treasury Note	4/6/2022	3/31/2027	2.50	25,000,000	24,757,813	24,870,656	23,966,798
U.S. Treasuries	91282CKV2	U.S. Treasury Note	6/26/2024	6/15/2027	4.63	50,000,000	50,199,219	50,192,603	50,609,400
U.S. Treasuries	91282CKV2	U.S. Treasury Note	7/9/2024	6/15/2027	4.63	50,000,000	50,292,969	50,286,677	50,609,400
U.S. Treasuries	91282CEW7	U.S. Treasury Note	3/21/2024	6/30/2027	3.25	50,000,000	48,203,125	48,402,945	48,800,780
U.S. Treasuries	91282CEW7	U.S. Treasury Note	4/3/2024	6/30/2027	3.25	50,000,000	48,113,281	48,304,664	48,800,780
U.S. Treasuries	9128284N7	U.S. Treasury Note	4/9/2024	5/15/2028	2.88	65,000,000	61,082,227	61,380,574	62,293,361
U.S. Treasuries	91282CHK0	U.S. Treasury Note	1/5/2024	6/30/2028	4.00	50,000,000	49,974,609	49,977,849	49,910,155
U.S. Treasuries	91282CHK0	U.S. Treasury Note	1/18/2024	6/30/2028	4.00	50,000,000	49,927,734	49,936,451	49,910,155
U.S. Treasuries	91282CHK0	U.S. Treasury Note	1/18/2024	6/30/2028	4.00	50,000,000	49,904,297	49,915,840	49,910,155
U.S. Treasuries	91282CHK0	U.S. Treasury Note	2/6/2024	6/30/2028	4.00	50,000,000	49,677,734	49,713,252	49,910,155
U.S. Treasuries	91282CHK0	U.S. Treasury Note	2/27/2024	6/30/2028	4.00	50,000,000	49,298,828	49,367,839	49,910,155
U.S. Treasuries	91282CHK0	U.S. Treasury Note	5/13/2024	6/30/2028	4.00	50,000,000	48,939,453	48,995,678	49,910,155
U.S. Treasuries	91282CHX2	U.S. Treasury Note	12/12/2023	8/31/2028	4.38	50,000,000	50,115,234	50,099,660	50,625,000
U.S. Treasuries	9128286B1	U.S. Treasury Note	4/11/2024	2/15/2029	2.63	50,000,000	45,710,938	45,982,183	47,109,375
U.S. Treasuries	91282CKD2	U.S. Treasury Note	4/8/2024	2/28/2029	4.25	50,000,000	49,773,438	49,788,018	50,500,000
Subtotals					1.55	\$ 3,490,000,000	\$ 3,473,023,371	\$ 3,472,721,988	\$ 3,362,450,929
U.S. Agencies	313384A41	Federal Home Loan Bank Discount	7/31/2024	8/1/2024	0.00	\$ 50,000,000	\$ 49,992,708	\$ 50,000,000	\$ 49,985,500
U.S. Agencies	313384A41	Federal Home Loan Bank Discount	7/31/2024	8/1/2024	0.00	50,000,000	49,992,708	50,000,000	49,985,500
U.S. Agencies	313384A41	Federal Home Loan Bank Discount	7/31/2024	8/1/2024	0.00	100,000,000	99,985,417	100,000,000	99,971,000
U.S. Agencies	313384A41	Federal Home Loan Bank Discount	7/31/2024	8/1/2024	0.00	100,000,000	99,985,417	100,000,000	99,971,000
U.S. Agencies	313384A41	Federal Home Loan Bank Discount	7/31/2024	8/1/2024	0.00	100,000,000	99,985,417	100,000,000	99,971,000
U.S. Agencies	3133EPBF1	Federal Farm Credit Bank	2/21/2023	8/21/2024	4.88	10,000,000	9,995,700	9,999,843	9,994,800
U.S. Agencies	3133EPBF1	Federal Farm Credit Bank	2/21/2023	8/21/2024	4.88	20,000,000	19,992,000	19,999,707	19,989,600
U.S. Agencies	3133EPBF1	Federal Farm Credit Bank	2/21/2023	8/21/2024	4.88	25,000,000	24,990,000	24,999,634	24,987,000
U.S. Agencies	3133ENJ84	Federal Farm Credit Bank	8/26/2022	8/26/2024	3.38	50,000,000	49,916,500	49,997,144	49,915,000
U.S. Agencies	3130ATVD6	Federal Home Loan Bank	11/10/2022	9/13/2024	4.88	50,000,000	50,062,000	50,003,961	49,958,500
U.S. Agencies	3133EM5X6	Federal Farm Credit Bank	9/23/2021	9/23/2024	0.43	25,000,000	24,974,750	24,998,779	24,814,750
U.S. Agencies	3133EM5X6	Federal Farm Credit Bank	9/23/2021	9/23/2024	0.43	50,000,000	49,949,500	49,997,558	49,629,500
U.S. Agencies	3133EM5X6	Federal Farm Credit Bank	9/23/2021	9/23/2024	0.43	50,000,000	49,949,500	49,997,558	49,629,500
U.S. Agencies	3133ENP79	Federal Farm Credit Bank	9/26/2022	9/26/2024	4.25	50,000,000	49,996,000	49,999,694	49,897,000
U.S. Agencies	3130ATT31	Federal Home Loan Bank	11/1/2022	10/3/2024	4.50	50,000,000	49,860,500	49,987,481	49,915,500
U.S. Agencies	3135GAFY2	Fannie Mae	4/3/2023	10/3/2024	5.32	25,000,000	25,000,000	25,000,000	24,976,500
U.S. Agencies	3135GAFY2	Fannie Mae	4/3/2023	10/3/2024	5.32	25,000,000	25,000,000	25,000,000	24,976,500
U.S. Agencies	3135GAFY2	Fannie Mae	4/3/2023	10/3/2024	5.32	50,000,000	50,000,000	50,000,000	49,953,000
U.S. Agencies	313384K32	Federal Home Loan Bank Discount	3/26/2024	10/11/2024	0.00	25,000,000	24,306,264	24,752,486	24,740,500
U.S. Agencies	3133EPHD0	Federal Farm Credit Bank	4/28/2023	10/28/2024	4.50	20,000,000	19,968,400	19,994,935	19,948,600
U.S. Agencies	3133EPHD0	Federal Farm Credit Bank	4/28/2023	10/28/2024	4.50	25,000,000	24,959,000	24,993,428	24,935,750
U.S. Agencies	3133ENEJ5	Federal Farm Credit Bank	11/18/2021	11/18/2024	0.88	10,000,000	9,988,500	9,998,856	9,871,590
U.S. Agencies	3133ENEJ5	Federal Farm Credit Bank	11/18/2021	11/18/2024	0.88	10,000,000	9,988,500	9,998,856	9,871,590
U.S. Agencies	3133ENEJ5	Federal Farm Credit Bank	11/18/2021	11/18/2024	0.88	50,000,000	49,942,500	49,994,281	49,357,950
U.S. Agencies	3133ENZ94	Federal Farm Credit Bank	11/18/2022	11/18/2024	4.50	25,000,000	24,973,500	24,996,049	24,934,000
U.S. Agencies	3133ELCP7	Federal Farm Credit Bank	12/3/2019	12/3/2024	1.63	25,000,000	24,960,000	24,997,285	24,684,750
U.S. Agencies	3133ENGQ7	Federal Farm Credit Bank	12/9/2021	12/9/2024	0.92	50,000,000	49,985,000	49,998,221	49,221,500

Investment Inventory

Pooled Fund

Type of Investment	CUSIP	Issuer Name	Maturity			Par Value	Original Cost	Amortized	
			Settle Date	Date	Coupon			Book Value	Market Value
U.S. Agencies	3133ENGQ7	Federal Farm Credit Bank	12/9/2021	12/9/2024	0.92	50,000,000	49,963,000	49,995,611	49,221,500
U.S. Agencies	3133EN4N7	Federal Farm Credit Bank	12/20/2022	12/20/2024	4.25	10,000,000	9,982,900	9,989,702	9,959,400
U.S. Agencies	3133EN4N7	Federal Farm Credit Bank	12/20/2022	12/20/2024	4.25	25,000,000	24,954,500	24,991,224	24,898,500
U.S. Agencies	3133EN4N7	Federal Farm Credit Bank	12/20/2022	12/20/2024	4.25	25,000,000	24,954,500	24,991,224	24,898,500
U.S. Agencies	3135GAG39	Fannie Mae	3/30/2023	12/30/2024	5.38	25,000,000	25,000,000	25,000,000	24,963,000
U.S. Agencies	3135GAG39	Fannie Mae	3/30/2023	12/30/2024	5.38	25,000,000	25,000,000	25,000,000	24,963,000
U.S. Agencies	3135GAG39	Fannie Mae	3/30/2023	12/30/2024	5.38	25,000,000	25,000,000	25,000,000	24,963,000
U.S. Agencies	3135GAG39	Fannie Mae	3/30/2023	12/30/2024	5.38	25,000,000	25,000,000	25,000,000	24,963,000
U.S. Agencies	3133ENKS8	Federal Farm Credit Bank	1/11/2022	1/6/2025	1.13	20,000,000	19,955,000	19,993,483	19,653,600
U.S. Agencies	3133ENKS8	Federal Farm Credit Bank	1/11/2022	1/6/2025	1.13	25,000,000	24,943,750	24,991,854	24,567,000
U.S. Agencies	3133ENKS8	Federal Farm Credit Bank	1/11/2022	1/6/2025	1.13	25,000,000	24,943,750	24,991,854	24,567,000
U.S. Agencies	3135G0X24	Fannie Mae	4/21/2021	1/7/2025	1.63	39,060,000	40,632,556	39,244,257	38,463,515
U.S. Agencies	3133ENZ37	Federal Farm Credit Bank	11/10/2022	1/10/2025	4.88	10,000,000	9,999,400	9,999,877	9,995,000
U.S. Agencies	3133ENZ37	Federal Farm Credit Bank	11/10/2022	1/10/2025	4.88	20,000,000	19,998,800	19,999,755	19,990,000
U.S. Agencies	3133ENZ37	Federal Farm Credit Bank	11/10/2022	1/10/2025	4.88	20,000,000	19,999,580	19,999,914	19,990,000
U.S. Agencies	3130B0MZ9	Federal Home Loan Bank	3/27/2024	1/27/2025	5.10	115,000,000	115,000,000	115,000,000	115,070,150
U.S. Agencies	3133EPAG0	Federal Farm Credit Bank	2/10/2023	2/10/2025	4.25	10,000,000	9,947,200	9,986,060	9,943,700
U.S. Agencies	3133EPAG0	Federal Farm Credit Bank	2/10/2023	2/10/2025	4.25	29,875,000	29,716,065	29,833,038	29,706,804
U.S. Agencies	3137EAEP0	Freddie Mac	2/14/2020	2/12/2025	1.50	5,000,000	4,996,150	4,999,589	4,904,555
U.S. Agencies	3137EAEP0	Freddie Mac	2/14/2020	2/12/2025	1.50	5,000,000	4,996,150	4,999,589	4,904,555
U.S. Agencies	3137EAEP0	Freddie Mac	2/14/2020	2/12/2025	1.50	5,000,000	4,996,150	4,999,589	4,904,555
U.S. Agencies	3137EAEP0	Freddie Mac	2/14/2020	2/12/2025	1.50	15,000,000	14,988,450	14,998,766	14,713,665
U.S. Agencies	3137EAEP0	Freddie Mac	2/14/2020	2/12/2025	1.50	50,000,000	49,961,500	49,995,886	49,045,550
U.S. Agencies	3137EAEP0	Freddie Mac	4/21/2021	2/12/2025	1.50	53,532,000	55,450,052	53,800,500	52,510,128
U.S. Agencies	3130AUVZ4	Federal Home Loan Bank	2/13/2023	2/13/2025	4.50	50,000,000	49,921,500	49,978,952	49,856,500
U.S. Agencies	3130AV7L0	Federal Home Loan Bank	3/3/2023	2/28/2025	5.00	25,000,000	24,967,000	24,990,435	25,003,500
U.S. Agencies	3130AV7L0	Federal Home Loan Bank	3/3/2023	2/28/2025	5.00	35,000,000	34,953,800	34,986,610	35,004,900
U.S. Agencies	3133ELQY3	Federal Farm Credit Bank	3/23/2020	3/3/2025	1.21	16,000,000	15,990,720	15,998,900	15,629,760
U.S. Agencies	3133ELQY3	Federal Farm Credit Bank	3/23/2020	3/3/2025	1.21	24,000,000	23,964,240	23,995,763	23,444,640
U.S. Agencies	3133EMWT5	Federal Farm Credit Bank	4/21/2021	4/21/2025	0.60	50,000,000	49,973,500	49,995,230	48,391,000
U.S. Agencies	3135G03U5	Fannie Mae	12/8/2021	4/22/2025	0.63	37,938,000	37,367,792	37,815,713	36,761,011
U.S. Agencies	3135G03U5	Fannie Mae	7/12/2021	4/22/2025	0.63	50,000,000	50,108,000	50,020,661	48,448,800
U.S. Agencies	3135G03U5	Fannie Mae	12/8/2021	4/22/2025	0.63	50,000,000	49,243,950	49,837,858	48,448,800
U.S. Agencies	3133ENXE5	Federal Farm Credit Bank	5/23/2022	5/23/2025	2.85	6,000,000	5,991,600	5,997,739	5,892,780
U.S. Agencies	3133ENXE5	Federal Farm Credit Bank	5/23/2022	5/23/2025	2.85	20,000,000	19,972,000	19,992,464	19,642,600
U.S. Agencies	3130AWER7	Federal Home Loan Bank	6/12/2023	6/6/2025	4.63	10,000,000	9,991,700	9,996,462	9,974,100
U.S. Agencies	3130AWER7	Federal Home Loan Bank	6/12/2023	6/6/2025	4.63	15,000,000	14,987,550	14,994,694	14,961,150
U.S. Agencies	3130AWER7	Federal Home Loan Bank	6/12/2023	6/6/2025	4.63	25,000,000	24,979,250	24,991,156	24,935,250
U.S. Agencies	3130AWER7	Federal Home Loan Bank	6/12/2023	6/6/2025	4.63	52,000,000	51,956,840	51,981,605	51,865,320
U.S. Agencies	3130ASG86	Federal Home Loan Bank	8/4/2022	6/13/2025	3.38	11,940,000	12,000,178	11,958,215	11,779,885
U.S. Agencies	3130ASG86	Federal Home Loan Bank	8/3/2022	6/13/2025	3.38	12,700,000	12,806,045	12,732,067	12,529,693
U.S. Agencies	3130ATST5	Federal Home Loan Bank	5/10/2023	6/13/2025	4.38	3,000,000	3,012,270	3,005,068	2,986,068
U.S. Agencies	3130ATST5	Federal Home Loan Bank	5/8/2023	6/13/2025	4.38	9,915,000	9,975,878	9,940,081	9,868,955
U.S. Agencies	3130ATST5	Federal Home Loan Bank	5/8/2023	6/13/2025	4.38	10,000,000	10,065,000	10,026,780	9,953,560
U.S. Agencies	3130ATST5	Federal Home Loan Bank	5/11/2023	6/13/2025	4.38	10,000,000	10,036,000	10,014,890	9,953,560
U.S. Agencies	3130ATST5	Federal Home Loan Bank	5/17/2023	6/13/2025	4.38	24,000,000	24,079,440	24,033,117	23,888,544
U.S. Agencies	3130ATST5	Federal Home Loan Bank	5/9/2023	6/13/2025	4.38	25,500,000	25,624,695	25,551,441	25,381,578
U.S. Agencies	3130AWLY4	Federal Home Loan Bank	7/25/2023	6/13/2025	5.13	10,800,000	10,818,036	10,808,272	10,812,960
U.S. Agencies	3130AWLY4	Federal Home Loan Bank	7/25/2023	6/13/2025	5.13	48,150,000	48,241,967	48,192,179	48,207,780
U.S. Agencies	3133EN4B3	Federal Farm Credit Bank	12/13/2022	6/13/2025	4.25	15,000,000	14,988,383	14,995,979	14,892,300

Investment Inventory

Pooled Fund

Type of Investment	CUSIP	Issuer Name	Maturity			Par Value	Original Cost	Amortized	
			Settle Date	Date	Coupon			Book Value	Market Value
U.S. Agencies	3133EN4B3	Federal Farm Credit Bank	12/13/2022	6/13/2025	4.25	15,000,000	14,989,800	14,996,470	14,892,300
U.S. Agencies	3133EN4B3	Federal Farm Credit Bank	12/13/2022	6/13/2025	4.25	15,000,000	14,989,050	14,996,210	14,892,300
U.S. Agencies	3133ENYQ7	Federal Farm Credit Bank	6/13/2022	6/13/2025	2.95	50,000,000	49,975,500	49,992,936	49,095,000
U.S. Agencies	3135G04Z3	Fannie Mae	12/8/2021	6/17/2025	0.50	4,655,000	4,556,640	4,630,544	4,483,231
U.S. Agencies	3135G04Z3	Fannie Mae	12/8/2021	6/17/2025	0.50	10,000,000	9,789,600	9,947,686	9,631,000
U.S. Agencies	3130AN4A5	Federal Home Loan Bank	7/12/2021	6/30/2025	0.70	17,680,000	17,734,631	17,692,555	17,024,249
U.S. Agencies	3133EPKA2	Federal Farm Credit Bank	5/18/2023	8/18/2025	4.00	25,000,000	24,982,000	24,991,645	24,768,000
U.S. Agencies	3133EPKA2	Federal Farm Credit Bank	5/18/2023	8/18/2025	4.00	26,500,000	26,483,835	26,492,497	26,254,080
U.S. Agencies	3133EPKA2	Federal Farm Credit Bank	5/18/2023	8/18/2025	4.00	30,000,000	29,981,700	29,991,506	29,721,600
U.S. Agencies	3135G05X7	Fannie Mae	3/4/2021	8/25/2025	0.38	25,000,000	24,684,250	24,924,877	23,865,575
U.S. Agencies	3135G05X7	Fannie Mae	2/25/2021	8/25/2025	0.38	72,500,000	71,862,000	72,348,854	69,210,168
U.S. Agencies	3130B0AD1	Federal Home Loan Bank	3/4/2024	9/4/2025	5.50	25,000,000	25,000,000	25,000,000	25,017,000
U.S. Agencies	3130B0AD1	Federal Home Loan Bank	3/4/2024	9/4/2025	5.50	25,000,000	25,000,000	25,000,000	25,017,000
U.S. Agencies	3130B0AD1	Federal Home Loan Bank	3/4/2024	9/4/2025	5.50	25,000,000	25,000,000	25,000,000	25,017,000
U.S. Agencies	3130B0AD1	Federal Home Loan Bank	3/4/2024	9/4/2025	5.50	25,000,000	25,000,000	25,000,000	25,017,000
U.S. Agencies	3130A8ZQ9	Federal Home Loan Bank	11/2/2021	9/12/2025	1.75	10,295,000	10,575,333	10,375,919	9,967,207
U.S. Agencies	3133EPVY8	Federal Farm Credit Bank	9/15/2023	9/15/2025	5.00	8,230,000	8,224,074	8,226,676	8,228,189
U.S. Agencies	3133EPVY8	Federal Farm Credit Bank	9/15/2023	9/15/2025	5.00	15,000,000	14,981,850	14,989,820	14,996,700
U.S. Agencies	3133EPVY8	Federal Farm Credit Bank	9/15/2023	9/15/2025	5.00	20,000,000	19,975,800	19,986,427	19,995,600
U.S. Agencies	3137EAEX3	Freddie Mac	3/4/2021	9/23/2025	0.38	22,600,000	22,295,352	22,523,472	21,511,494
U.S. Agencies	3133EPDL6	Federal Farm Credit Bank	3/15/2023	10/1/2025	4.85	50,000,000	50,000,000	50,000,000	50,010,500
U.S. Agencies	3133EPYW9	Federal Farm Credit Bank	10/20/2023	10/20/2025	5.13	24,000,000	23,923,440	23,953,394	24,087,360
U.S. Agencies	3133EPYW9	Federal Farm Credit Bank	10/20/2023	10/20/2025	5.13	25,000,000	24,985,500	24,991,173	25,091,000
U.S. Agencies	3133EPYW9	Federal Farm Credit Bank	10/20/2023	10/20/2025	5.13	35,000,000	34,972,350	34,983,168	35,127,400
U.S. Agencies	3133EPYW9	Federal Farm Credit Bank	10/20/2023	10/20/2025	5.13	50,000,000	49,972,000	49,982,955	50,182,000
U.S. Agencies	3133ENEG1	Federal Farm Credit Bank	11/17/2021	11/17/2025	1.05	39,675,000	39,622,232	39,657,916	37,852,331
U.S. Agencies	3133ENEG1	Federal Farm Credit Bank	11/17/2021	11/17/2025	1.05	55,000,000	54,923,000	54,975,071	52,473,300
U.S. Agencies	3133ENHM5	Federal Farm Credit Bank	12/16/2021	12/16/2025	1.17	45,000,000	44,954,100	44,984,229	42,889,500
U.S. Agencies	3133ENHM5	Federal Farm Credit Bank	12/16/2021	12/16/2025	1.17	50,000,000	49,949,000	49,982,476	47,655,000
U.S. Agencies	3133EN5E6	Federal Farm Credit Bank	12/29/2022	12/29/2025	4.00	15,000,000	14,954,700	14,978,714	14,845,200
U.S. Agencies	3133EN5E6	Federal Farm Credit Bank	12/29/2022	12/29/2025	4.00	20,000,000	19,939,600	19,971,619	19,793,600
U.S. Agencies	3133EN5E6	Federal Farm Credit Bank	12/29/2022	12/29/2025	4.00	25,000,000	24,923,750	24,964,171	24,742,000
U.S. Agencies	3133EN6A3	Federal Farm Credit Bank	1/13/2023	1/13/2026	4.00	20,000,000	19,982,400	19,991,489	19,791,200
U.S. Agencies	3133EN6A3	Federal Farm Credit Bank	1/13/2023	1/13/2026	4.00	30,000,000	29,977,200	29,988,974	29,686,800
U.S. Agencies	3130AUTC8	Federal Home Loan Bank	2/9/2023	2/6/2026	4.01	21,100,000	20,985,427	21,041,927	20,918,540
U.S. Agencies	3133EPJX4	Federal Farm Credit Bank	5/17/2023	2/17/2026	3.63	25,000,000	24,928,500	24,959,883	24,619,250
U.S. Agencies	3133EPJX4	Federal Farm Credit Bank	5/17/2023	2/17/2026	3.63	30,000,000	29,905,500	29,946,979	29,543,100
U.S. Agencies	3133EPBJ3	Federal Farm Credit Bank	2/23/2023	2/23/2026	4.38	25,000,000	24,953,500	24,975,774	24,896,000
U.S. Agencies	3133EPBJ3	Federal Farm Credit Bank	2/23/2023	2/23/2026	4.38	28,000,000	27,954,080	27,976,076	27,883,520
U.S. Agencies	3133EPBJ3	Federal Farm Credit Bank	2/23/2023	2/23/2026	4.38	50,000,000	49,918,000	49,957,279	49,792,000
U.S. Agencies	3133ENJ35	Federal Farm Credit Bank	8/25/2022	2/25/2026	3.32	35,000,000	34,957,650	34,981,042	34,363,000
U.S. Agencies	3130AXB31	Federal Home Loan Bank	11/2/2023	3/13/2026	4.88	10,000,000	9,953,900	9,968,500	10,053,800
U.S. Agencies	3130AXB31	Federal Home Loan Bank	11/2/2023	3/13/2026	4.88	10,000,000	9,950,700	9,966,314	10,053,800
U.S. Agencies	3130AXB31	Federal Home Loan Bank	11/2/2023	3/13/2026	4.88	10,000,000	9,950,700	9,966,314	10,053,800
U.S. Agencies	3130AXB31	Federal Home Loan Bank	4/5/2024	3/13/2026	4.88	25,000,000	25,053,750	25,044,779	25,134,500
U.S. Agencies	3130AXB31	Federal Home Loan Bank	4/2/2024	3/13/2026	4.88	36,730,000	36,803,460	36,790,941	36,927,607
U.S. Agencies	3133EP5K7	Federal Farm Credit Bank	4/2/2024	3/13/2026	4.50	50,000,000	49,758,000	49,799,242	49,925,000
U.S. Agencies	3133EMZ21	Federal Farm Credit Bank	8/9/2021	4/6/2026	0.69	15,500,000	15,458,150	15,458,918	14,535,280
U.S. Agencies	3133ENU00	Federal Farm Credit Bank	4/8/2022	4/8/2026	2.64	20,000,000	19,961,200	19,983,667	19,377,400
U.S. Agencies	3133ENU00	Federal Farm Credit Bank	4/8/2022	4/8/2026	2.64	30,000,000	29,941,800	29,975,501	29,066,100

Investment Inventory

Pooled Fund

Type of Investment	CUSIP	Issuer Name	Maturity			Par Value	Original Cost	Amortized	
			Settle Date	Date	Coupon			Book Value	Market Value
U.S. Agencies	3130AVWS7	Federal Home Loan Bank	5/10/2023	6/12/2026	3.75	17,045,000	16,991,479	17,012,764	16,825,972
U.S. Agencies	3130AVWS7	Federal Home Loan Bank	5/17/2023	6/12/2026	3.75	20,000,000	19,939,200	19,963,152	19,743,000
U.S. Agencies	3130AWAH3	Federal Home Loan Bank	6/1/2023	6/12/2026	4.00	10,000,000	9,934,300	9,959,642	9,925,700
U.S. Agencies	3130AWAH3	Federal Home Loan Bank	6/1/2023	6/12/2026	4.00	15,000,000	14,899,350	14,938,173	14,888,550
U.S. Agencies	3130AWLZ1	Federal Home Loan Bank	7/10/2023	6/12/2026	4.75	50,000,000	49,856,000	49,908,315	50,292,000
U.S. Agencies	3130B1BT3	Federal Home Loan Bank	6/18/2024	6/12/2026	4.88	13,485,000	13,505,093	13,503,872	13,580,878
U.S. Agencies	3133ERHD6	Federal Farm Credit Bank	6/18/2024	6/12/2026	4.88	20,000,000	20,030,400	20,028,552	20,140,000
U.S. Agencies	3133ERHD6	Federal Farm Credit Bank	6/18/2024	6/12/2026	4.88	32,000,000	32,051,200	32,048,088	32,224,000
U.S. Agencies	3133EPMU6	Federal Farm Credit Bank	6/15/2023	6/15/2026	4.25	20,000,000	19,969,200	19,980,806	19,907,000
U.S. Agencies	3133EPMU6	Federal Farm Credit Bank	6/15/2023	6/15/2026	4.25	24,700,000	24,640,226	24,662,750	24,585,145
U.S. Agencies	3133EPMU6	Federal Farm Credit Bank	6/15/2023	6/15/2026	4.25	30,000,000	29,951,400	29,969,714	29,860,500
U.S. Agencies	3133EPNG6	Federal Farm Credit Bank	6/23/2023	6/23/2026	4.38	25,000,000	24,986,750	24,991,646	24,965,000
U.S. Agencies	3133EPNG6	Federal Farm Credit Bank	6/23/2023	6/23/2026	4.38	25,000,000	24,986,750	24,991,646	24,965,000
U.S. Agencies	3133EPNG6	Federal Farm Credit Bank	6/23/2023	6/23/2026	4.38	50,000,000	49,973,500	49,983,292	49,930,000
U.S. Agencies	3133EPVP7	Federal Farm Credit Bank	9/8/2023	7/8/2026	4.75	10,000,000	9,991,700	9,994,333	10,043,200
U.S. Agencies	3133EPVP7	Federal Farm Credit Bank	9/8/2023	7/8/2026	4.75	19,000,000	18,984,800	18,989,622	19,082,080
U.S. Agencies	3133EPVP7	Federal Farm Credit Bank	9/8/2023	7/8/2026	4.75	21,000,000	20,982,780	20,988,242	21,090,720
U.S. Agencies	3130ANNM8	Federal Home Loan Bank	8/19/2021	7/13/2026	1.05	25,000,000	25,000,000	25,000,000	23,384,750
U.S. Agencies	3130ANNM8	Federal Home Loan Bank	8/19/2021	7/13/2026	1.05	25,000,000	25,000,000	25,000,000	23,384,750
U.S. Agencies	3130ANNM8	Federal Home Loan Bank	8/19/2021	7/13/2026	1.05	25,000,000	25,000,000	25,000,000	23,384,750
U.S. Agencies	3130ANNM8	Federal Home Loan Bank	8/19/2021	7/13/2026	1.05	25,000,000	25,000,000	25,000,000	23,384,750
U.S. Agencies	3130ANMP2	Federal Home Loan Bank	8/20/2021	7/27/2026	1.07	25,000,000	25,000,000	25,000,000	23,368,250
U.S. Agencies	3130ANMP2	Federal Home Loan Bank	8/20/2021	7/27/2026	1.07	25,000,000	25,000,000	25,000,000	23,368,250
U.S. Agencies	3130ANMP2	Federal Home Loan Bank	8/20/2021	7/27/2026	1.07	25,000,000	25,000,000	25,000,000	23,368,250
U.S. Agencies	3130ANMP2	Federal Home Loan Bank	8/20/2021	7/27/2026	1.07	25,000,000	25,000,000	25,000,000	23,368,250
U.S. Agencies	3133EPZY4	Federal Farm Credit Bank	10/30/2023	7/30/2026	5.00	3,000,000	2,991,930	2,994,148	3,033,300
U.S. Agencies	3133EPZY4	Federal Farm Credit Bank	10/30/2023	7/30/2026	5.00	9,615,000	9,589,136	9,596,246	9,721,727
U.S. Agencies	3133EPZY4	Federal Farm Credit Bank	10/30/2023	7/30/2026	5.00	16,000,000	15,956,960	15,968,792	16,177,600
U.S. Agencies	3133EPZY4	Federal Farm Credit Bank	10/30/2023	7/30/2026	5.00	25,000,000	24,936,750	24,954,137	25,277,500
U.S. Agencies	3130ANTG5	Federal Home Loan Bank	9/13/2021	8/10/2026	1.05	25,000,000	25,000,000	25,000,000	23,350,000
U.S. Agencies	3130ANTG5	Federal Home Loan Bank	9/13/2021	8/10/2026	1.05	25,000,000	25,000,000	25,000,000	23,350,000
U.S. Agencies	3130ANTG5	Federal Home Loan Bank	9/13/2021	8/10/2026	1.05	25,000,000	25,000,000	25,000,000	23,350,000
U.S. Agencies	3130ANTG5	Federal Home Loan Bank	9/13/2021	8/10/2026	1.05	25,000,000	25,000,000	25,000,000	23,350,000
U.S. Agencies	3133EPSW6	Federal Farm Credit Bank	8/14/2023	8/14/2026	4.50	50,000,000	49,885,000	49,922,039	50,172,500
U.S. Agencies	3130AP6T7	Federal Home Loan Bank	10/1/2021	9/3/2026	1.08	25,000,000	25,000,000	25,000,000	23,335,250
U.S. Agencies	3130AP6T7	Federal Home Loan Bank	10/1/2021	9/3/2026	1.08	25,000,000	25,000,000	25,000,000	23,335,250
U.S. Agencies	3130AP6T7	Federal Home Loan Bank	10/1/2021	9/3/2026	1.08	25,000,000	25,000,000	25,000,000	23,335,250
U.S. Agencies	3130AP6T7	Federal Home Loan Bank	10/1/2021	9/3/2026	1.08	25,000,000	25,000,000	25,000,000	23,335,250
U.S. Agencies	3133EM4X7	Federal Farm Credit Bank	12/12/2023	9/10/2026	0.80	28,975,000	26,174,277	26,824,893	26,900,970
U.S. Agencies	3130AXCP1	Federal Home Loan Bank	10/18/2023	9/11/2026	4.88	11,895,000	11,821,965	11,841,827	12,004,910
U.S. Agencies	3130APPR0	Federal Home Loan Bank	11/18/2021	10/19/2026	1.43	25,000,000	25,000,000	25,000,000	23,399,750
U.S. Agencies	3130APPR0	Federal Home Loan Bank	11/18/2021	10/19/2026	1.43	25,000,000	25,000,000	25,000,000	23,399,750
U.S. Agencies	3130APPR0	Federal Home Loan Bank	11/18/2021	10/19/2026	1.43	25,000,000	25,000,000	25,000,000	23,399,750
U.S. Agencies	3130APPR0	Federal Home Loan Bank	11/18/2021	10/19/2026	1.43	25,000,000	25,000,000	25,000,000	23,399,750
U.S. Agencies	3133EPZA6	Federal Farm Credit Bank	10/20/2023	10/20/2026	4.88	14,000,000	13,904,940	13,929,746	14,142,660
U.S. Agencies	3133EPZA6	Federal Farm Credit Bank	10/20/2023	10/20/2026	4.88	30,000,000	29,834,100	29,877,391	30,305,700
U.S. Agencies	3134GYRY0	Freddie Mac	5/9/2023	11/2/2026	5.29	25,000,000	25,000,000	25,000,000	24,928,250
U.S. Agencies	3134GYRY0	Freddie Mac	5/9/2023	11/2/2026	5.29	25,000,000	25,000,000	25,000,000	24,928,250
U.S. Agencies	3134GYRY0	Freddie Mac	5/9/2023	11/2/2026	5.29	25,000,000	25,000,000	25,000,000	24,928,250
U.S. Agencies	3134GYRY0	Freddie Mac	5/9/2023	11/2/2026	5.29	25,000,000	25,000,000	25,000,000	24,928,250

Investment Inventory

Pooled Fund

Type of Investment	CUSIP	Issuer Name	Maturity			Par Value	Original Cost	Amortized	
			Settle Date	Date	Coupon			Book Value	Market Value
U.S. Agencies	3130AQ7L1	Federal Home Loan Bank	12/16/2021	11/16/2026	1.61	25,000,000	25,000,000	25,000,000	23,466,750
U.S. Agencies	3130AQ7L1	Federal Home Loan Bank	12/16/2021	11/16/2026	1.61	25,000,000	25,000,000	25,000,000	23,466,750
U.S. Agencies	3130AQ7L1	Federal Home Loan Bank	12/16/2021	11/16/2026	1.61	25,000,000	25,000,000	25,000,000	23,466,750
U.S. Agencies	3130AQ7L1	Federal Home Loan Bank	12/16/2021	11/16/2026	1.61	25,000,000	25,000,000	25,000,000	23,466,750
U.S. Agencies	3130AXU63	Federal Home Loan Bank	11/17/2023	11/17/2026	4.63	50,000,000	49,911,500	49,932,333	50,299,000
U.S. Agencies	3130AQJ95	Federal Home Loan Bank	1/14/2022	12/14/2026	1.65	25,000,000	25,000,000	25,000,000	23,439,750
U.S. Agencies	3130AQJ95	Federal Home Loan Bank	1/14/2022	12/14/2026	1.65	25,000,000	25,000,000	25,000,000	23,439,750
U.S. Agencies	3130AQJ95	Federal Home Loan Bank	1/14/2022	12/14/2026	1.65	25,000,000	25,000,000	25,000,000	23,439,750
U.S. Agencies	3130AQJ95	Federal Home Loan Bank	1/14/2022	12/14/2026	1.65	25,000,000	25,000,000	25,000,000	23,439,750
U.S. Agencies	3130AYPN0	Federal Home Loan Bank	1/29/2024	1/15/2027	4.13	12,000,000	11,973,000	11,977,616	11,965,680
U.S. Agencies	3130AYPN0	Federal Home Loan Bank	1/29/2024	1/15/2027	4.13	25,000,000	24,943,750	24,953,368	24,928,500
U.S. Agencies	3130AYPN0	Federal Home Loan Bank	1/29/2024	1/15/2027	4.13	29,350,000	29,283,963	29,295,254	29,266,059
U.S. Agencies	3130AYPN0	Federal Home Loan Bank	1/29/2024	1/15/2027	4.13	50,000,000	49,887,500	49,906,735	49,857,000
U.S. Agencies	3133EPX91	Federal Farm Credit Bank	1/25/2024	1/25/2027	4.13	5,000,000	4,992,850	4,994,083	4,984,100
U.S. Agencies	3133EPX91	Federal Farm Credit Bank	1/25/2024	1/25/2027	4.13	10,000,000	9,986,600	9,986,911	9,968,200
U.S. Agencies	3133EPX91	Federal Farm Credit Bank	1/25/2024	1/25/2027	4.13	25,000,000	24,968,500	24,973,932	24,920,500
U.S. Agencies	3133EPX91	Federal Farm Credit Bank	1/25/2024	1/25/2027	4.13	35,000,000	34,955,900	34,963,505	34,888,700
U.S. Agencies	3133EPX91	Federal Farm Credit Bank	1/25/2024	1/25/2027	4.13	50,000,000	49,933,000	49,944,554	49,841,000
U.S. Agencies	3130ARB59	Federal Home Loan Bank	3/22/2022	3/8/2027	2.35	25,000,000	25,000,000	25,000,000	23,756,000
U.S. Agencies	3130ARB59	Federal Home Loan Bank	3/22/2022	3/8/2027	2.35	25,000,000	25,000,000	25,000,000	23,756,000
U.S. Agencies	3130ARB59	Federal Home Loan Bank	3/22/2022	3/8/2027	2.35	25,000,000	25,000,000	25,000,000	23,756,000
U.S. Agencies	3130ARB59	Federal Home Loan Bank	3/22/2022	3/8/2027	2.35	25,000,000	25,000,000	25,000,000	23,756,000
U.S. Agencies	3133ENRD4	Federal Farm Credit Bank	3/16/2022	3/10/2027	1.68	48,573,000	47,432,020	47,976,807	45,447,813
U.S. Agencies	3133EP6K6	Federal Farm Credit Bank	4/2/2024	3/26/2027	4.50	50,000,000	49,910,000	49,920,009	50,249,500
U.S. Agencies	3133ENTS9	Federal Farm Credit Bank	4/6/2022	4/5/2027	2.60	22,500,000	22,392,338	22,442,364	21,562,875
U.S. Agencies	3133ENTS9	Federal Farm Credit Bank	4/6/2022	4/5/2027	2.60	24,500,000	24,377,010	24,434,158	23,479,575
U.S. Agencies	3133ENTS9	Federal Farm Credit Bank	4/6/2022	4/5/2027	2.60	25,000,000	24,804,000	24,895,073	23,958,750
U.S. Agencies	3130B0TY5	Federal Home Loan Bank	4/11/2024	4/9/2027	4.75	17,000,000	16,955,120	16,959,719	17,213,690
U.S. Agencies	3130B0TY5	Federal Home Loan Bank	4/11/2024	4/9/2027	4.75	20,000,000	19,947,200	19,952,610	20,251,400
U.S. Agencies	3130B0TY5	Federal Home Loan Bank	4/11/2024	4/9/2027	4.75	40,000,000	39,894,400	39,905,221	40,502,800
U.S. Agencies	3130B0TY5	Federal Home Loan Bank	4/11/2024	4/9/2027	4.75	48,000,000	47,873,280	47,886,265	48,603,360
U.S. Agencies	3133ERDS7	Federal Farm Credit Bank	5/13/2024	5/6/2027	4.75	12,727,000	12,740,236	12,739,263	12,893,469
U.S. Agencies	3133EN2L3	Federal Farm Credit Bank	11/17/2022	5/17/2027	4.13	4,650,000	4,646,792	4,648,009	4,631,400
U.S. Agencies	3133EN2L3	Federal Farm Credit Bank	11/17/2022	5/17/2027	4.13	5,000,000	4,996,550	4,997,859	4,980,000
U.S. Agencies	3133EN2L3	Federal Farm Credit Bank	11/17/2022	5/17/2027	4.13	21,000,000	20,987,001	20,991,933	20,916,000
U.S. Agencies	3133EN2L3	Federal Farm Credit Bank	11/17/2022	5/17/2027	4.13	25,000,000	24,982,750	24,989,295	24,900,000
U.S. Agencies	3133EPP66	Federal Farm Credit Bank	12/20/2023	5/20/2027	4.00	31,000,000	30,905,760	30,922,764	30,775,250
U.S. Agencies	3133EPP66	Federal Farm Credit Bank	12/20/2023	5/20/2027	4.00	58,850,000	58,662,269	58,696,141	58,423,338
U.S. Agencies	3130ASGU7	Federal Home Loan Bank	7/19/2022	6/11/2027	3.50	10,000,000	10,141,500	10,082,621	9,800,700
U.S. Agencies	3130ASGU7	Federal Home Loan Bank	7/19/2022	6/11/2027	3.50	12,375,000	12,552,829	12,478,833	12,128,366
U.S. Agencies	3130ASGU7	Federal Home Loan Bank	7/20/2022	6/11/2027	3.50	21,725,000	22,016,550	21,895,329	21,292,021
U.S. Agencies	3130AX4E5	Federal Home Loan Bank	5/13/2024	6/11/2027	4.50	11,000,000	10,937,190	10,941,660	11,077,198
U.S. Agencies	3130B1EF0	Federal Home Loan Bank	7/10/2024	6/11/2027	4.63	20,700,000	20,795,634	20,793,660	20,926,665
U.S. Agencies	3133EPMV4	Federal Farm Credit Bank	6/15/2023	6/15/2027	4.13	28,940,000	28,911,928	28,911,928	28,828,002
U.S. Agencies	3133ENZK9	Federal Farm Credit Bank	7/7/2022	6/28/2027	3.24	27,865,000	28,099,066	28,001,678	27,091,468
U.S. Agencies	3133ERJZ5	Federal Farm Credit Bank	6/28/2024	6/28/2027	4.50	30,000,000	29,985,840	29,986,280	30,214,260
U.S. Agencies	3133ERKM2	Federal Farm Credit Bank	7/9/2024	7/8/2027	4.50	25,000,000	25,033,250	25,032,551	25,178,000
U.S. Agencies	3133ERKM2	Federal Farm Credit Bank	7/10/2024	7/8/2027	4.50	25,000,000	25,025,500	25,025,987	25,178,000
U.S. Agencies	3133ERMB4	Federal Farm Credit Bank	7/23/2024	7/23/2027	4.25	10,000,000	9,996,500	9,996,529	10,006,400
U.S. Agencies	3133ERMB4	Federal Farm Credit Bank	7/23/2024	7/23/2027	4.25	15,000,000	14,994,750	14,994,793	15,009,600

Investment Inventory

Pooled Fund

Type of Investment	CUSIP	Issuer Name	Maturity		Coupon	Par Value	Original Cost	Amortized	
			Settle Date	Date				Book Value	Market Value
U.S. Agencies	3133EPBM6	Federal Farm Credit Bank	2/23/2023	8/23/2027	4.13	10,000,000	9,974,000	9,982,313	9,967,500
U.S. Agencies	3133EPC60	Federal Farm Credit Bank	11/15/2023	11/15/2027	4.63	27,950,000	27,834,008	27,854,650	28,227,264
U.S. Agencies	3133EPC60	Federal Farm Credit Bank	11/15/2023	11/15/2027	4.63	33,300,000	33,161,472	33,186,124	33,630,336
U.S. Agencies	3134H1NT6	Freddie Mac	1/10/2024	1/10/2028	5.41	25,000,000	25,000,000	25,000,000	25,015,250
U.S. Agencies	3134H1NT6	Freddie Mac	1/10/2024	1/10/2028	5.41	25,000,000	25,000,000	25,000,000	25,015,250
U.S. Agencies	3134H1NT6	Freddie Mac	1/10/2024	1/10/2028	5.41	65,000,000	65,000,000	65,000,000	65,039,650
U.S. Agencies	3135GANG2	Fannie Mae	2/14/2024	2/18/2028	5.13	25,000,000	25,000,000	25,000,000	24,922,500
U.S. Agencies	3135GANG2	Fannie Mae	2/14/2024	2/18/2028	5.13	25,000,000	25,000,000	25,000,000	24,922,500
U.S. Agencies	3135GANG2	Fannie Mae	2/14/2024	2/18/2028	5.13	50,000,000	50,000,000	50,000,000	49,845,000
U.S. Agencies	3133EP5S0	Federal Farm Credit Bank	4/9/2024	3/20/2028	4.25	4,971,000	4,916,667	4,920,965	4,987,156
U.S. Agencies	3133ERGL9	Federal Farm Credit Bank	6/26/2024	6/7/2028	4.50	14,934,000	14,962,076	14,961,375	15,127,276
U.S. Agencies	3133ERGL9	Federal Farm Credit Bank	6/7/2024	6/7/2028	4.50	15,000,000	14,994,600	14,994,803	15,194,130
U.S. Agencies	3133ERGL9	Federal Farm Credit Bank	6/26/2024	6/7/2028	4.50	20,000,000	20,037,600	20,036,661	20,258,840
U.S. Agencies	3133EPSK2	Federal Farm Credit Bank	8/7/2023	8/7/2028	4.25	19,500,000	19,412,250	19,429,541	19,543,290
U.S. Agencies	3133EPUN3	Federal Farm Credit Bank	8/28/2023	8/28/2028	4.50	10,000,000	9,979,100	9,982,978	10,122,300
U.S. Agencies	3133EPUN3	Federal Farm Credit Bank	8/28/2023	8/28/2028	4.50	15,000,000	14,962,800	14,969,702	15,183,450
U.S. Agencies	3133EPUN3	Federal Farm Credit Bank	8/28/2023	8/28/2028	4.50	25,000,000	24,943,500	24,953,984	25,305,750
U.S. Agencies	3133EPUN3	Federal Farm Credit Bank	8/28/2023	8/28/2028	4.50	33,000,000	32,904,960	32,922,595	33,403,590
U.S. Agencies	3133ERHN4	Federal Farm Credit Bank	6/20/2024	10/20/2028	4.25	5,000,000	4,972,100	4,972,840	5,027,300
U.S. Agencies	3133ERHN4	Federal Farm Credit Bank	6/20/2024	10/20/2028	4.25	38,000,000	37,785,300	37,790,996	38,207,480
U.S. Agencies	3133EPC45	Federal Farm Credit Bank	11/13/2023	11/13/2028	4.63	12,000,000	11,984,040	11,986,329	12,222,840
U.S. Agencies	3133EPC45	Federal Farm Credit Bank	11/13/2023	11/13/2028	4.63	20,000,000	19,971,600	19,975,673	20,371,400
U.S. Agencies	3133EPC45	Federal Farm Credit Bank	11/13/2023	11/13/2028	4.63	55,000,000	54,922,285	54,933,430	56,021,350
U.S. Agencies	3130AVBD3	Federal Home Loan Bank	4/9/2024	3/9/2029	4.50	25,000,000	25,018,750	25,017,559	25,425,000
U.S. Agencies	3134H1YE7	Freddie Mac	3/28/2024	3/14/2029	5.91	20,000,000	20,000,000	20,000,000	19,963,400
U.S. Agencies	3134H1YE7	Freddie Mac	3/28/2024	3/14/2029	5.91	20,000,000	20,000,000	20,000,000	19,963,400
U.S. Agencies	3134H1YE7	Freddie Mac	3/28/2024	3/14/2029	5.91	20,000,000	20,000,000	20,000,000	19,963,400
U.S. Agencies	3134H1YE7	Freddie Mac	3/28/2024	3/14/2029	5.91	55,000,000	55,000,000	55,000,000	54,899,350
U.S. Agencies	3133EP5U5	Federal Farm Credit Bank	4/8/2024	3/20/2029	4.13	51,660,000	51,008,309	51,049,784	51,730,774
U.S. Agencies	3133ERDH1	Federal Farm Credit Bank	5/8/2024	4/30/2029	4.75	27,892,000	28,191,755	28,177,740	28,657,078
U.S. Agencies	3133ERDH1	Federal Farm Credit Bank	5/8/2024	4/30/2029	4.75	30,000,000	30,317,400	30,302,560	30,822,900
U.S. Agencies	3133ERDH1	Federal Farm Credit Bank	5/8/2024	4/30/2029	4.75	63,085,000	63,763,795	63,732,058	64,815,422
U.S. Agencies	3133ERGS4	Federal Farm Credit Bank	6/26/2024	6/11/2029	4.25	10,000,000	9,967,600	9,968,244	10,073,460
U.S. Agencies	3133ERGS4	Federal Farm Credit Bank	6/26/2024	6/11/2029	4.25	10,000,000	9,967,600	9,968,244	10,073,460
U.S. Agencies	3133ERGS4	Federal Farm Credit Bank	6/26/2024	6/11/2029	4.25	10,000,000	9,967,600	9,968,244	10,073,460
U.S. Agencies	3133ERGS4	Federal Farm Credit Bank	6/26/2024	6/11/2029	4.25	20,000,000	19,935,200	19,936,488	20,146,920
U.S. Agencies	3133ERGS4	Federal Farm Credit Bank	6/26/2024	6/11/2029	4.25	29,000,000	28,923,730	28,925,246	29,213,034
U.S. Agencies	3134H16K4	Freddie Mac	7/16/2024	7/9/2029	5.38	25,000,000	25,000,000	25,000,000	24,991,500
U.S. Agencies	3134H16K4	Freddie Mac	7/16/2024	7/9/2029	5.38	25,000,000	25,000,000	25,000,000	24,991,500
U.S. Agencies	3134H16K4	Freddie Mac	7/16/2024	7/9/2029	5.38	65,000,000	65,000,000	65,000,000	64,977,900
U.S. Agencies	3133ERKX8	Federal Farm Credit Bank	7/12/2024	7/12/2029	4.25	20,000,000	19,989,200	19,989,318	20,132,000
Subtotals					3.37	\$ 7,370,637,000	\$ 7,362,063,874	\$ 7,364,830,276	\$ 7,280,751,238
Public Time Deposits	PPGHASP70	Bridge Bank NA	6/17/2024	12/16/2024	5.36	\$ 10,000,000	\$ 10,000,000	\$ 10,000,000	\$ 10,000,000
Public Time Deposits	PPGO10LI6	Bank of San Francisco	7/8/2024	1/6/2025	5.35	10,000,000	10,000,000	10,000,000	10,000,000
Public Time Deposits	PPGICJO02	Bridge Bank NA	7/15/2024	1/13/2025	5.33	10,000,000	10,000,000	10,000,000	10,000,000
Subtotals					5.35	\$ 30,000,000	\$ 30,000,000	\$ 30,000,000	\$ 30,000,000
Negotiable CDs	06367DDS1	Bank of Montreal/CHI	10/10/2023	8/9/2024	5.88	\$ 50,000,000	\$ 50,000,000	\$ 50,000,000	\$ 50,004,500
Negotiable CDs	13606KD78	Canadian Imperial Bank/NY	9/20/2023	8/12/2024	5.92	50,000,000	50,000,000	50,000,000	50,005,500

Investment Inventory

Pooled Fund

Type of Investment	CUSIP	Issuer Name	Maturity		Coupon	Par Value	Original Cost	Amortized	
			Settle Date	Date				Book Value	Market Value
Negotiable CDs	78015J7F8	Royal Bank of Canada/NY	9/20/2023	8/12/2024	5.93	60,000,000	60,000,000	60,000,000	60,007,800
Negotiable CDs	06367DCF0	Bank of Montreal/CHI	8/28/2023	8/14/2024	6.01	50,000,000	50,000,000	50,000,000	50,008,000
Negotiable CDs	78015JE37	Royal Bank of Canada/NY	10/31/2023	8/15/2024	5.86	50,000,000	50,000,000	50,000,000	50,007,000
Negotiable CDs	13606KF92	Canadian Imperial Bank/NY	10/10/2023	8/16/2024	5.88	50,000,000	50,000,000	50,000,000	50,006,500
Negotiable CDs	78015JE78	Royal Bank of Canada/NY	10/31/2023	8/26/2024	5.86	50,000,000	50,000,000	50,000,000	50,011,500
Negotiable CDs	13606KC38	Canadian Imperial Bank/NY	9/11/2023	9/9/2024	5.94	50,000,000	50,000,000	50,000,000	50,017,000
Negotiable CDs	78015J5K9	Royal Bank of Canada/NY	9/12/2023	9/9/2024	5.90	60,000,000	60,000,000	60,000,000	60,018,000
Negotiable CDs	89115DC61	Toronto Dominion Bank/NY	3/6/2024	9/10/2024	5.37	50,000,000	50,000,000	50,000,000	49,994,500
Negotiable CDs	13606KW51	Canadian Imperial Bank/NY	3/6/2024	9/11/2024	5.37	50,000,000	50,000,000	50,000,000	49,994,000
Negotiable CDs	06367DD44	Bank of Montreal/CHI	9/22/2023	9/23/2024	5.97	50,000,000	50,000,000	50,000,000	50,025,500
Negotiable CDs	78015JAK3	Royal Bank of Canada/NY	9/22/2023	9/23/2024	5.96	60,000,000	60,000,000	60,000,000	60,027,000
Negotiable CDs	89115DCA2	Toronto Dominion Bank/NY	3/6/2024	9/25/2024	5.36	50,000,000	50,000,000	50,000,000	49,989,000
Negotiable CDs	06367DE43	Bank of Montreal/CHI	11/2/2023	10/21/2024	5.86	60,000,000	60,000,000	60,000,000	60,038,400
Negotiable CDs	89115BH52	Toronto Dominion Bank/NY	10/26/2023	10/21/2024	5.93	50,000,000	50,000,000	50,000,000	50,035,000
Negotiable CDs	06367DFA8	Bank of Montreal/CHI	12/1/2023	10/24/2024	5.58	50,000,000	50,000,000	50,000,000	50,004,500
Negotiable CDs	13606KZ41	Canadian Imperial Bank/NY	4/3/2024	10/24/2024	5.43	50,000,000	50,000,000	50,000,000	49,995,000
Negotiable CDs	78015JJ73	Royal Bank of Canada/NY	12/13/2023	10/24/2024	5.48	50,000,000	50,000,000	50,000,000	49,992,500
Negotiable CDs	89115BP95	Toronto Dominion Bank/NY	12/11/2023	10/24/2024	5.58	50,000,000	50,000,000	50,000,000	50,001,500
Negotiable CDs	89115DJS6	Toronto Dominion Bank/NY	4/3/2024	10/24/2024	5.43	50,000,000	50,000,000	50,000,000	49,995,500
Negotiable CDs	06367DEK7	Bank of Montreal/CHI	11/8/2023	11/6/2024	5.80	50,000,000	50,000,000	50,000,000	50,032,000
Negotiable CDs	06367DJB2	Bank of Montreal/CHI	4/12/2024	11/8/2024	5.44	51,000,000	51,000,000	51,000,000	51,002,550
Negotiable CDs	89115BT59	Toronto Dominion Bank/NY	4/15/2024	12/2/2024	5.51	50,000,000	50,000,000	50,000,000	50,010,500
Negotiable CDs	13606KZ66	Canadian Imperial Bank/NY	4/4/2024	1/2/2025	5.40	50,000,000	50,000,000	50,000,000	49,997,500
Negotiable CDs	89115DK21	Toronto Dominion Bank/NY	4/4/2024	1/2/2025	5.40	50,000,000	50,000,000	50,000,000	50,012,201
Negotiable CDs	78015JQ34	Royal Bank of Canada/NY	5/8/2024	1/28/2025	5.45	25,000,000	25,000,000	25,000,000	25,021,107
Negotiable CDs	06367DL94	Bank of Montreal/CHI	7/2/2024	2/24/2025	5.41	76,000,000	76,000,000	76,000,000	76,051,009
Negotiable CDs	13606K5B8	Canadian Imperial Bank/NY	7/2/2024	2/24/2025	5.41	50,000,000	50,000,000	50,000,000	50,033,558
Negotiable CDs	89115BSZ4	Toronto Dominion Bank/NY	4/15/2024	4/9/2025	5.55	50,000,000	50,000,000	50,000,000	50,106,000
Negotiable CDs	06367DJY2	Bank of Montreal/CHI	5/14/2024	5/5/2025	5.47	50,000,000	50,000,000	50,000,000	50,086,539
Negotiable CDs	89115DR65	Toronto Dominion Bank/NY	5/14/2024	5/5/2025	5.47	65,000,000	65,000,000	65,000,000	65,155,925
Negotiable CDs	78015JTB3	Royal Bank of Canada/NY	7/16/2024	7/14/2025	5.09	50,000,000	50,000,000	50,000,000	50,010,500
Subtotals					5.64	\$ 1,707,000,000	\$ 1,707,000,000	\$ 1,707,000,000	\$ 1,707,697,588
Commercial Paper	59157TK44	MetLife Short term	3/28/2024	10/4/2024	0.00	\$ 15,000,000	\$ 14,588,333	\$ 14,861,333	\$ 14,855,520
Commercial Paper	89233GKP0	Toyota Motor Credit	3/26/2024	10/23/2024	0.00	75,000,000	72,714,167	74,100,833	74,061,150
Commercial Paper	59157TKQ5	MetLife Short term	4/3/2024	10/24/2024	0.00	10,000,000	9,705,900	9,878,900	9,875,760
Commercial Paper	62479LKQ7	MUFG Bank Ltd/NY	3/25/2024	10/24/2024	0.00	50,000,000	48,455,750	49,391,000	49,365,550
Commercial Paper	62479LKQ7	MUFG Bank Ltd/NY	4/3/2024	10/24/2024	0.00	50,000,000	48,501,167	49,382,833	49,365,550
Commercial Paper	89233GKQ8	Toyota Motor Credit	4/2/2024	10/24/2024	0.00	50,000,000	48,508,056	49,388,667	49,366,800
Commercial Paper	62479LL45	MUFG Bank Ltd/NY	4/12/2024	11/4/2024	0.00	23,000,000	22,303,777	22,678,926	22,671,606
Commercial Paper	62479LLJ2	MUFG Bank Ltd/NY	4/12/2024	11/18/2024	0.00	52,000,000	50,318,956	51,167,119	51,152,868
Commercial Paper	89233GM29	Toyota Motor Credit	4/15/2024	12/2/2024	0.00	65,000,000	62,789,458	63,822,958	63,828,245
Commercial Paper	62479LM44	MUFG Bank Ltd/NY	4/30/2024	12/4/2024	0.00	36,000,000	34,835,880	35,332,500	35,332,956
Commercial Paper	62479LMD4	MUFG Bank Ltd/NY	6/24/2024	12/13/2024	0.00	15,000,000	14,619,450	14,703,525	14,703,285
Commercial Paper	62479LMG7	MUFG Bank Ltd/NY	4/30/2024	12/16/2024	0.00	50,000,000	48,297,361	48,985,819	48,991,450
Commercial Paper	89233GMG8	Toyota Motor Credit	5/20/2024	12/16/2024	0.00	65,000,000	62,994,208	63,691,460	63,709,945
Commercial Paper	62479LMJ1	MUFG Bank Ltd/NY	6/24/2024	12/18/2024	0.00	50,000,000	48,694,625	48,974,875	48,976,900
Commercial Paper	62479LMP7	MUFG Bank Ltd/NY	6/24/2024	12/23/2024	0.00	22,000,000	21,410,522	21,533,600	21,534,942
Commercial Paper	62479LMW2	MUFG Bank Ltd/NY	6/24/2024	12/30/2024	0.00	15,000,000	14,582,625	14,666,542	14,668,815
Commercial Paper	62479LNP6	MUFG Bank Ltd/NY	6/24/2024	1/23/2025	0.00	15,000,000	14,532,288	14,615,729	14,621,955

Investment Inventory

Pooled Fund

Type of Investment	CUSIP	Issuer Name	Settle Date	Maturity		Coupon	Par Value	Original Cost	Amortized	
				Date					Book Value	Market Value
Commercial Paper	89233GNQ5	Toyota Motor Credit	5/10/2024	1/24/2025		0.00	60,000,000	57,729,433	58,457,067	58,507,860
Commercial Paper	89233GNU6	Toyota Motor Credit	6/25/2024	1/28/2025		0.00	50,000,000	48,420,722	48,690,000	48,730,300
Commercial Paper	62479LNV3	MUFG Bank Ltd/NY	5/7/2024	1/29/2025		0.00	50,000,000	48,045,708	48,675,181	48,700,200
Commercial Paper	62479LPM1	MUFG Bank Ltd/NY	7/17/2024	2/21/2025		0.00	8,000,000	7,749,853	7,766,987	7,767,064
Commercial Paper	62479LQA6	MUFG Bank Ltd/NY	7/17/2024	3/10/2025		0.00	25,000,000	24,162,528	24,215,757	24,216,300
Commercial Paper	62479LQE8	MUFG Bank Ltd/NY	7/17/2024	3/14/2025		0.00	26,000,000	25,114,267	25,169,625	25,171,198
Commercial Paper	62479LQE8	MUFG Bank Ltd/NY	7/15/2024	3/14/2025		0.00	50,000,000	48,279,111	48,400,000	48,406,150
Commercial Paper	62479LQM0	MUFG Bank Ltd/NY	7/17/2024	3/21/2025		0.00	15,000,000	14,475,125	14,507,000	14,508,015
Commercial Paper	89233GQQ2	Toyota Motor Credit	7/2/2024	3/24/2025		0.00	50,000,000	48,093,472	48,309,306	48,355,800
Commercial Paper	89233GQQ2	Toyota Motor Credit	7/18/2024	3/24/2025		0.00	50,000,000	48,250,083	48,348,472	48,355,800
Commercial Paper	89233GQQ2	Toyota Motor Credit	7/30/2024	3/24/2025		0.00	60,000,000	58,017,100	58,033,833	58,026,960
Subtotals						0.00	\$ 1,102,000,000	\$ 1,066,189,926	\$ 1,077,749,847	\$ 1,077,828,944
Medium Term Notes	91324PFF4	United Health	7/25/2024	7/15/2026		4.75	\$ 15,000,000	\$ 14,974,800	\$ 14,975,045	\$ 15,024,000
Medium Term Notes	594918CN2	Microsoft	7/9/2024	9/15/2026		3.40	6,452,000	6,270,957	6,276,175	6,304,185
Medium Term Notes	594918CN2	Microsoft	7/9/2024	9/15/2026		3.40	13,009,000	12,645,919	12,656,384	12,710,964
Subtotals						0.08	\$ 34,461,000	\$ 33,891,676	\$ 33,907,603	\$ 34,039,148
Money Market Funds	09248U718	BlackRock Liquidity Funds T-Fund	7/31/2024	8/1/2024		5.22	\$ 88,512,443	\$ 88,512,443	\$ 88,512,443	\$ 88,512,443
Money Market Funds	31607A703	Fidelity Govt Portfolio	7/31/2024	8/1/2024		5.26	805,329,374	805,329,374	805,329,374	805,329,374
Money Market Funds	608919718	Federated Hermes Govt Obligations Fi	7/31/2024	8/1/2024		5.25	252,263,327	252,263,327	252,263,327	252,263,327
Money Market Funds	262006208	Dreyfus Government Cash Manageme	7/31/2024	8/1/2024		5.22	102,788,592	102,788,592	102,788,592	102,788,592
Money Market Funds	85749T517	State Street Institutional U.S. Govt MM	7/31/2024	8/1/2024		5.23	403,543,994	403,543,994	403,543,994	403,543,994
Money Market Funds	61747C319	Morgan Stanley Institutional Liquidity F	7/31/2024	8/1/2024		5.21	104,949,454	104,949,454	104,949,454	104,949,454
Subtotals						4.93	\$ 1,757,387,184	\$ 1,757,387,184	\$ 1,757,387,184	\$ 1,757,387,184
Supranational	459056HV2	Int'l Bank for Recon and Dev	11/2/2021	8/28/2024		1.50	\$ 50,000,000	\$ 50,984,250	\$ 50,025,801	\$ 49,840,000
Supranational	4581X0DZ8	Inter-American Development Bank	11/4/2021	9/23/2024		0.50	50,000,000	49,595,500	49,979,660	49,650,250
Supranational	45950VQG4	International Finance Corp	10/22/2021	9/23/2024		0.44	10,000,000	9,918,700	9,995,962	9,926,100
Supranational	4581X0CM8	Inter-American Development Bank	4/26/2021	1/15/2025		2.13	100,000,000	105,676,000	100,696,979	98,656,000
Supranational	459058HT3	Int'l Bank for Recon and Dev	3/22/2024	1/15/2025		1.63	29,314,000	28,488,811	28,853,108	28,858,842
Supranational	459058JB0	Int'l Bank for Recon and Dev	7/23/2021	4/22/2025		0.63	40,000,000	40,086,000	40,016,584	38,786,800
Supranational	4581X0DN5	Inter-American Development Bank	11/1/2021	7/15/2025		0.63	28,900,000	28,519,098	28,801,957	27,786,396
Supranational	45950VRU2	International Finance Corp	1/26/2023	1/26/2026		4.02	100,000,000	100,000,000	100,000,000	98,960,000
Supranational	45818WDG8	Inter-American Development Bank	8/25/2021	2/27/2026		0.82	19,500,000	19,556,907	19,519,867	18,422,430
Supranational	459058KJ1	Int'l Bank for Recon and Dev	7/17/2024	6/15/2027		3.13	12,323,000	11,934,333	11,939,817	11,969,810
Supranational	4581X0EN4	Inter-American Development Bank	4/9/2024	2/15/2029		4.13	25,000,000	24,630,000	24,653,790	25,003,000
Supranational	4581X0EN4	Inter-American Development Bank	7/17/2024	2/15/2029		4.13	50,000,000	49,827,000	49,828,550	50,006,000
Subtotals						2.29	\$ 515,037,000	\$ 519,216,599	\$ 514,312,077	\$ 507,865,628
Secured Bank Deposit	0660P0999	Bank of America TTX INV Deposit Acc	7/31/2024	8/1/2024		5.35	100,644,030	100,644,030	100,644,030	100,644,030
Subtotals						5.35	\$ 100,644,030	\$ 100,644,030	\$ 100,644,030	\$ 100,644,030
Grand Totals						3.16	\$ 16,107,166,214	\$ 16,049,416,660	\$ 16,058,553,005	\$ 15,858,664,690

Monthly Investment Earnings

Pooled Fund

For month ended July 31, 2024

Type of Investment	CUSIP	Issuer Name	Par Value	Accrued Interest Earned	(Amortization) / Accretion	Realized Gain/(Loss)	Total Earnings
U.S. Treasuries	91282CBC4	T 0.375 12/31/2025	\$ 50,000,000	15,795	9,544	\$	25,339
U.S. Treasuries	91282CAT8	T 0.250 10/31/2025	50,000,000	10,530	12,719		23,249
U.S. Treasuries	91282CBC4	T 0.375 12/31/2025	50,000,000	15,795	12,767		28,561
U.S. Treasuries	91282CAT8	T 0.250 10/31/2025	50,000,000	10,530	16,771		27,301
U.S. Treasuries	91282CAT8	T 0.250 10/31/2025	50,000,000	10,530	17,325		27,854
U.S. Treasuries	912828ZW3	T 0.250 06/30/2025	50,000,000	10,530	16,915		27,445
U.S. Treasuries	912828ZW3	T 0.250 06/30/2025	50,000,000	10,530	18,849		29,379
U.S. Treasuries	912828G38	T 2.250 11/15/2024	50,000,000	94,769	(72,728)		22,041
U.S. Treasuries	912828G38	T 2.250 11/15/2024	50,000,000	94,769	(74,467)		20,302
U.S. Treasuries	912828YY0	T 1.750 12/31/2024	50,000,000	73,709	(49,765)		23,945
U.S. Treasuries	912828ZC7	T 1.125 02/28/2025	50,000,000	47,385	(21,690)		25,695
U.S. Treasuries	912828Z52	T 1.375 01/31/2025	50,000,000	58,530	(33,489)		25,042
U.S. Treasuries	912828Y87	T 1.750 07/31/2024		72,115	(54,412)		17,703
U.S. Treasuries	912828ZC7	T 1.125 02/28/2025	50,000,000	47,385	(21,636)		25,749
U.S. Treasuries	912828Z52	T 1.375 01/31/2025	50,000,000	58,530	(33,700)		24,830
U.S. Treasuries	912828YM6	T 1.500 10/31/2024	50,000,000	63,179	(41,798)		21,381
U.S. Treasuries	912828ZF0	T 0.500 03/31/2025	50,000,000	21,175	4,732		25,906
U.S. Treasuries	912828ZF0	T 0.500 03/31/2025	50,000,000	21,175	3,443		24,618
U.S. Treasuries	91282CAM3	T 0.250 09/30/2025	50,000,000	10,587	17,234		27,822
U.S. Treasuries	912828ZW3	T 0.250 06/30/2025	50,000,000	10,530	14,756		25,286
U.S. Treasuries	912828ZW3	T 0.250 06/30/2025	50,000,000	10,530	16,772		27,302
U.S. Treasuries	912828ZW3	T 0.250 06/30/2025	50,000,000	10,530	15,378		25,908
U.S. Treasuries	912828ZL7	T 0.375 04/30/2025	50,000,000	15,795	8,266		24,061
U.S. Treasuries	91282CBW0	T 0.750 04/30/2026	50,000,000	31,590	5,928		37,518
U.S. Treasuries	91282CBW0	T 0.750 04/30/2026	50,000,000	31,590	4,739		36,329
U.S. Treasuries	91282CCJ8	T 0.875 06/30/2026	50,000,000	36,855	1,162		38,016
U.S. Treasuries	912828ZW3	T 0.250 06/30/2025	50,000,000	10,530	14,750		25,280
U.S. Treasuries	91282CCJ8	T 0.875 06/30/2026	50,000,000	36,855	(1,203)		35,652
U.S. Treasuries	91282CCJ8	T 0.875 06/30/2026	50,000,000	36,855	(5,941)		30,914
U.S. Treasuries	91282CCJ8	T 0.875 06/30/2026	50,000,000	36,855	(5,639)		31,216
U.S. Treasuries	912828R36	T 1.625 05/15/2026	50,000,000	68,444	(38,871)		29,573
U.S. Treasuries	91282CAM3	T 0.250 09/30/2025	50,000,000	10,587	14,592		25,179
U.S. Treasuries	912828ZW3	T 0.250 06/30/2025	50,000,000	10,530	10,877		21,407
U.S. Treasuries	91282CAB7	T 0.250 07/31/2025	50,000,000	10,642	11,519		22,161
U.S. Treasuries	912828ZW3	T 0.250 06/30/2025	50,000,000	10,530	12,926		23,456
U.S. Treasuries	91282CCJ8	T 0.875 06/30/2026	50,000,000	36,855	(7,040)		29,815
U.S. Treasuries	91282CAB7	T 0.250 07/31/2025	50,000,000	10,642	13,566		24,208
U.S. Treasuries	91282CCL3	T 0.375 07/15/2024		7,212	25		7,237
U.S. Treasuries	91282CCL3	T 0.375 07/15/2024		7,212	511		7,722
U.S. Treasuries	91282CCJ8	T 0.875 06/30/2026	50,000,000	36,855	(4,172)		32,682
U.S. Treasuries	91282CCT6	T 0.375 08/15/2024	50,000,000	15,968	2,899		18,868
U.S. Treasuries	912828R36	T 1.625 05/15/2026	50,000,000	68,444	(34,036)		34,409
U.S. Treasuries	912828XB1	T 2.125 05/15/2025	50,000,000	89,504	(65,387)		24,117
U.S. Treasuries	91282CCJ8	T 0.875 06/30/2026	50,000,000	36,855	1,114		37,968
U.S. Treasuries	91282CCW9	T 0.750 08/31/2026	50,000,000	31,590	9,496		41,086
U.S. Treasuries	91282CCZ2	T 0.875 09/30/2026	50,000,000	37,056	5,295		42,351
U.S. Treasuries	91282CCZ2	T 0.875 09/30/2026	50,000,000	37,056	5,595		42,651
U.S. Treasuries	91282CCJ8	T 0.875 06/30/2026	50,000,000	36,855	7,322		44,177

Monthly Investment Earnings

Pooled Fund

Type of Investment	CUSIP	Issuer Name	Par Value	Accrued Interest Earned	(Amortization) / Accretion	Realized Gain/(Loss)	Total Earnings
U.S. Treasuries	91282CCZ2	T 0.875 09/30/2026	50,000,000	37,056	11,694		48,750
U.S. Treasuries	91282CDK4	T 1.250 11/30/2026	50,000,000	52,937	(1,229)		51,708
U.S. Treasuries	91282CDK4	T 1.250 11/30/2026	50,000,000	52,937	(1,997)		50,940
U.S. Treasuries	912828ZW3	T 0.250 06/30/2025	50,000,000	10,530	32,670		43,200
U.S. Treasuries	91282CCJ8	T 0.875 06/30/2026	50,000,000	36,855	18,408		55,263
U.S. Treasuries	91282CDQ1	T 1.250 12/31/2026	50,000,000	52,649	51,594		104,243
U.S. Treasuries	91282CDK4	T 1.250 11/30/2026	50,000,000	52,937	53,063		106,000
U.S. Treasuries	91282CEF4	T 2.500 03/31/2027	25,000,000	52,937	4,125		57,062
U.S. Treasuries	91282CCL3	T 0.375 07/15/2024		7,212	41,198		48,409
U.S. Treasuries	91282CFK2	T 3.500 09/15/2025	50,000,000	147,418	29,766		177,185
U.S. Treasuries	91282CHX2	T 4.375 08/31/2028	50,000,000	184,273	(2,072)		182,201
U.S. Treasuries	91282CHK0	T 4.000 06/30/2028	50,000,000	168,478	481		168,959
U.S. Treasuries	91282CHK0	T 4.000 06/30/2028	50,000,000	168,478	1,379		169,857
U.S. Treasuries	91282CHK0	T 4.000 06/30/2028	50,000,000	168,478	1,826		170,304
U.S. Treasuries	91282CHL8	T 4.625 06/30/2025	50,000,000	194,803	1,425		196,228
U.S. Treasuries	91282CHK0	T 4.000 06/30/2028	50,000,000	168,478	6,221		174,699
U.S. Treasuries	91282CHK0	T 4.000 06/30/2028	50,000,000	168,478	13,714		182,192
U.S. Treasuries	912797GL5	B 0.000 09/05/2024	50,000,000		219,657		219,657
U.S. Treasuries	91282CEW7	T 3.250 06/30/2027	50,000,000	136,889	46,575		183,463
U.S. Treasuries	91282CEW7	T 3.250 06/30/2027	50,000,000	136,889	49,441		186,329
U.S. Treasuries	91282CKD2	T 4.250 02/28/2029	50,000,000	179,008	3,930		182,938
U.S. Treasuries	9128284N7	T 2.875 05/15/2028	65,000,000	157,422	81,130		238,551
U.S. Treasuries	9128286B1	T 2.625 02/15/2029	50,000,000	111,779	75,077		186,856
U.S. Treasuries	91282CHK0	T 4.000 06/30/2028	50,000,000	168,478	21,787		190,266
U.S. Treasuries	91282CKV2	T 4.625 06/15/2027	50,000,000	195,867	(5,697)		190,170
U.S. Treasuries	91282CKV2	T 4.625 06/15/2027	50,000,000	145,321	(6,292)		139,029
Subtotals			\$ 3,490,000,000	\$ 4,535,484	\$ 489,683	\$ -	\$ 5,025,167
Federal Agencies	3133ELCP7	FFCB 1.625 12/03/2024	\$ 25,000,000	\$ 33,854	\$ 679		\$ 34,533
Federal Agencies	3137EAEP0	FHLMC 1.500 02/12/2025	15,000,000	18,750	196		18,946
Federal Agencies	3137EAEP0	FHLMC 1.500 02/12/2025	5,000,000	6,250	65		6,315
Federal Agencies	3137EAEP0	FHLMC 1.500 02/12/2025	5,000,000	6,250	65		6,315
Federal Agencies	3137EAEP0	FHLMC 1.500 02/12/2025	5,000,000	6,250	65		6,315
Federal Agencies	3137EAEP0	FHLMC 1.500 02/12/2025	50,000,000	62,500	654		63,154
Federal Agencies	3133ELQY3	FFCB 1.210 03/03/2025	24,000,000	24,200	614		24,814
Federal Agencies	3133ELQY3	FFCB 1.210 03/03/2025	16,000,000	16,133	159		16,293
Federal Agencies	3135G05X7	FNMA 0.375 08/25/2025	72,500,000	22,656	12,045		34,701
Federal Agencies	3137EAEX3	FHLMC 0.375 09/23/2025	22,600,000	7,063	5,676		12,738
Federal Agencies	3135G05X7	FNMA 0.375 08/25/2025	25,000,000	7,813	5,987		13,799
Federal Agencies	3133EMWT5	FFCB 0.600 04/21/2025	50,000,000	25,000	562		25,562
Federal Agencies	3135G0X24	FNMA 1.625 01/07/2025	39,060,000	52,894	(35,924)		16,969
Federal Agencies	3137EAEP0	FHLMC 1.500 02/12/2025	53,532,000	66,915	(42,685)		24,230
Federal Agencies	3130AN4A5	FHLB 0.700 06/30/2025	17,680,000	10,313	(1,169)		9,145
Federal Agencies	3135G03U5	FNMA 0.625 04/22/2025	50,000,000	26,042	(2,426)		23,616
Federal Agencies	3133EMV25	FFCB 0.450 07/23/2024		13,750	(1,871)		11,879
Federal Agencies	3130ANMP2	FHLB 1.070 07/27/2026	25,000,000	22,292			22,292
Federal Agencies	3130ANMP2	FHLB 1.070 07/27/2026	25,000,000	22,292			22,292
Federal Agencies	3130ANMP2	FHLB 1.070 07/27/2026	25,000,000	22,292			22,292
Federal Agencies	3130ANMP2	FHLB 1.070 07/27/2026	25,000,000	22,292			22,292

Monthly Investment Earnings

Pooled Fund

Type of Investment	CUSIP	Issuer Name	Par Value	Accrued Interest Earned	(Amortization) / Accretion	Realized Gain/(Loss)	Total Earnings
Federal Agencies	3133EMZ21	FFCB 0.690 04/06/2026	15,500,000	8,913	763		9,675
Federal Agencies	3130ANNM8	FHLB 1.050 07/13/2026	25,000,000	21,875			21,875
Federal Agencies	3130ANNM8	FHLB 1.050 07/13/2026	25,000,000	21,875			21,875
Federal Agencies	3130ANNM8	FHLB 1.050 07/13/2026	25,000,000	21,875			21,875
Federal Agencies	3130ANNM8	FHLB 1.050 07/13/2026	25,000,000	21,875			21,875
Federal Agencies	3133EM5X6	FFCB 0.430 09/23/2024	25,000,000	8,958	714		9,673
Federal Agencies	3133EM5X6	FFCB 0.430 09/23/2024	50,000,000	17,917	1,428		19,345
Federal Agencies	3133EM5X6	FFCB 0.430 09/23/2024	50,000,000	17,917	1,428		19,345
Federal Agencies	3130ANTG5	FHLB 1.050 08/10/2026	25,000,000	21,875			21,875
Federal Agencies	3130ANTG5	FHLB 1.050 08/10/2026	25,000,000	21,875			21,875
Federal Agencies	3130ANTG5	FHLB 1.050 08/10/2026	25,000,000	21,875			21,875
Federal Agencies	3130ANTG5	FHLB 1.050 08/10/2026	25,000,000	21,875			21,875
Federal Agencies	3130AP6T7	FHLB 1.075 09/03/2026	25,000,000	22,396			22,396
Federal Agencies	3130AP6T7	FHLB 1.075 09/03/2026	25,000,000	22,396			22,396
Federal Agencies	3130AP6T7	FHLB 1.075 09/03/2026	25,000,000	22,396			22,396
Federal Agencies	3130AP6T7	FHLB 1.075 09/03/2026	25,000,000	22,396			22,396
Federal Agencies	3130A8ZQ9	FHLB 1.750 09/12/2025	10,295,000	15,014	(6,163)		8,850
Federal Agencies	3133ENEG1	FFCB 1.050 11/17/2025	55,000,000	48,125	1,634		49,759
Federal Agencies	3133ENEG1	FFCB 1.050 11/17/2025	39,675,000	34,716	1,120		35,835
Federal Agencies	3133ENEJ5	FFCB 0.875 11/18/2024	50,000,000	36,458	1,626		38,085
Federal Agencies	3133ENEJ5	FFCB 0.875 11/18/2024	10,000,000	7,292	325		7,617
Federal Agencies	3133ENEJ5	FFCB 0.875 11/18/2024	10,000,000	7,292	325		7,617
Federal Agencies	3130APPR0	FHLB 1.430 10/19/2026	25,000,000	29,792			29,792
Federal Agencies	3130APPR0	FHLB 1.430 10/19/2026	25,000,000	29,792			29,792
Federal Agencies	3130APPR0	FHLB 1.430 10/19/2026	25,000,000	29,792			29,792
Federal Agencies	3130APPR0	FHLB 1.430 10/19/2026	25,000,000	29,792			29,792
Federal Agencies	3130AQ7L1	FHLB 1.605 11/16/2026	25,000,000	33,438			33,438
Federal Agencies	3130AQ7L1	FHLB 1.605 11/16/2026	25,000,000	33,438			33,438
Federal Agencies	3130AQ7L1	FHLB 1.605 11/16/2026	25,000,000	33,438			33,438
Federal Agencies	3130AQ7L1	FHLB 1.605 11/16/2026	25,000,000	33,438			33,438
Federal Agencies	3133ENGQ7	FFCB 0.920 12/09/2024	50,000,000	38,333	424		38,758
Federal Agencies	3133ENGQ7	FFCB 0.920 12/09/2024	50,000,000	38,333	1,047		39,380
Federal Agencies	3135G04Z3	FNMA 0.500 06/17/2025	10,000,000	4,167	5,068		9,235
Federal Agencies	3135G03U5	FNMA 0.625 04/22/2025	37,938,000	19,759	14,359		34,119
Federal Agencies	3135G04Z3	FNMA 0.500 06/17/2025	4,655,000	1,940	2,369		4,309
Federal Agencies	3135G03U5	FNMA 0.625 04/22/2025	50,000,000	26,042	19,039		45,081
Federal Agencies	3133ENHM5	FFCB 1.170 12/16/2025	45,000,000	43,875	974		44,849
Federal Agencies	3133ENHM5	FFCB 1.170 12/16/2025	50,000,000	48,750	1,082		49,832
Federal Agencies	3130AQJ95	FHLB 1.645 12/14/2026	25,000,000	34,271			34,271
Federal Agencies	3130AQJ95	FHLB 1.645 12/14/2026	25,000,000	34,271			34,271
Federal Agencies	3130AQJ95	FHLB 1.645 12/14/2026	25,000,000	34,271			34,271
Federal Agencies	3130AQJ95	FHLB 1.645 12/14/2026	25,000,000	34,271			34,271
Federal Agencies	3133ENKS8	FFCB 1.125 01/06/2025	20,000,000	18,750	1,279		20,029
Federal Agencies	3133ENKS8	FFCB 1.125 01/06/2025	25,000,000	23,438	1,598		25,036
Federal Agencies	3133ENKS8	FFCB 1.125 01/06/2025	25,000,000	23,438	1,598		25,036
Federal Agencies	3130ARB59	FHLB 2.350 03/08/2027	25,000,000	48,958			48,958
Federal Agencies	3130ARB59	FHLB 2.350 03/08/2027	25,000,000	48,958			48,958
Federal Agencies	3130ARB59	FHLB 2.350 03/08/2027	25,000,000	48,958			48,958
Federal Agencies	3130ARB59	FHLB 2.350 03/08/2027	25,000,000	48,958			48,958

Monthly Investment Earnings

Pooled Fund

<u>Type of Investment</u>	<u>CUSIP</u>	<u>Issuer Name</u>	<u>Par Value</u>	<u>Accrued Interest Earned</u>	<u>(Amortization) / Accretion</u>	<u>Realized Gain/(Loss)</u>	<u>Total Earnings</u>
Federal Agencies	3133ENRD4	FFCB 1.680 03/10/2027	48,573,000	68,002	19,434		87,436
Federal Agencies	3133ENUD0	FFCB 2.640 04/08/2026	20,000,000	44,000	823		44,823
Federal Agencies	3133ENUD0	FFCB 2.640 04/08/2026	30,000,000	66,000	1,235		67,235
Federal Agencies	3133ENTS9	FFCB 2.600 04/05/2027	24,500,000	53,083	2,089		55,172
Federal Agencies	3133ENTS9	FFCB 2.600 04/05/2027	22,500,000	48,750	1,829		50,579
Federal Agencies	3133ENTS9	FFCB 2.600 04/05/2027	25,000,000	54,167	3,329		57,496
Federal Agencies	3133ENXE5	FFCB 2.850 05/23/2025	6,000,000	14,250	238		14,488
Federal Agencies	3133ENXE5	FFCB 2.850 05/23/2025	20,000,000	47,500	792		48,292
Federal Agencies	3133ENYQ7	FFCB 2.950 06/13/2025	50,000,000	122,917	693		123,610
Federal Agencies	3133ENZK9	FFCB 3.240 06/28/2027	27,865,000	75,236	(3,993)		71,242
Federal Agencies	3130ASME6	FHLB 3.000 07/08/2024		8,750	279		9,029
Federal Agencies	3130ASME6	FHLB 3.000 07/08/2024		10,208	325		10,533
Federal Agencies	3130ASME6	FHLB 3.000 07/08/2024		5,833	186		6,019
Federal Agencies	3130ASGU7	FHLB 3.500 06/11/2027	12,375,000	36,094	(3,083)		33,011
Federal Agencies	3130ASGU7	FHLB 3.500 06/11/2027	10,000,000	29,167	(2,453)		26,713
Federal Agencies	3130ASGU7	FHLB 3.500 06/11/2027	21,725,000	63,365	(5,058)		58,307
Federal Agencies	3130ASG86	FHLB 3.375 06/13/2025	12,700,000	35,719	(3,146)		32,573
Federal Agencies	3130ASG86	FHLB 3.375 06/13/2025	11,940,000	33,581	(1,787)		31,794
Federal Agencies	3133ENJ35	FFCB 3.320 02/25/2026	35,000,000	96,833	1,026		97,859
Federal Agencies	3133ENJ84	FFCB 3.375 08/26/2024	50,000,000	140,625	3,541		144,166
Federal Agencies	3133ENP79	FFCB 4.250 09/26/2024	50,000,000	177,083	170		177,253
Federal Agencies	3130ATT31	FHLB 4.500 10/03/2024	50,000,000	187,500	6,160		193,660
Federal Agencies	3133ENZ37	FFCB 4.875 01/10/2025	20,000,000	81,250	47		81,297
Federal Agencies	3133ENZ37	FFCB 4.875 01/10/2025	10,000,000	40,625	23		40,648
Federal Agencies	3133ENZ37	FFCB 4.875 01/10/2025	20,000,000	81,250	16		81,266
Federal Agencies	3130ATVD6	FHLB 4.875 09/13/2024	50,000,000	203,125	(2,856)		200,269
Federal Agencies	3133EN2L3	FFCB 4.125 05/17/2027	21,000,000	72,188	245		72,433
Federal Agencies	3133EN2L3	FFCB 4.125 05/17/2027	5,000,000	17,188	65		17,253
Federal Agencies	3133EN2L3	FFCB 4.125 05/17/2027	4,650,000	15,984	61		16,045
Federal Agencies	3133EN2L3	FFCB 4.125 05/17/2027	25,000,000	85,938	326		86,263
Federal Agencies	3133ENZ94	FFCB 4.500 11/18/2024	25,000,000	93,750	1,124		94,874
Federal Agencies	3133EN4B3	FFCB 4.250 06/13/2025	15,000,000	53,125	394		53,519
Federal Agencies	3133EN4B3	FFCB 4.250 06/13/2025	15,000,000	53,125	346		53,471
Federal Agencies	3133EN4B3	FFCB 4.250 06/13/2025	15,000,000	53,125	372		53,497
Federal Agencies	3133EN4N7	FFCB 4.250 12/20/2024	25,000,000	88,542	1,930		90,471
Federal Agencies	3133EN4N7	FFCB 4.250 12/20/2024	10,000,000	35,417	725		36,142
Federal Agencies	3133EN4N7	FFCB 4.250 12/20/2024	25,000,000	88,542	1,930		90,471
Federal Agencies	3133EN5E6	FFCB 4.000 12/29/2025	15,000,000	50,000	1,281		51,281
Federal Agencies	3133EN5E6	FFCB 4.000 12/29/2025	25,000,000	83,333	2,157		85,490
Federal Agencies	3133EN5E6	FFCB 4.000 12/29/2025	20,000,000	66,667	1,708		68,375
Federal Agencies	3133EN6A3	FFCB 4.000 01/13/2026	30,000,000	100,000	645		100,645
Federal Agencies	3133EN6A3	FFCB 4.000 01/13/2026	20,000,000	66,667	498		67,164
Federal Agencies	3133EPAG0	FFCB 4.250 02/10/2025	29,875,000	105,807	6,740		112,547
Federal Agencies	3133EPAG0	FFCB 4.250 02/10/2025	10,000,000	35,417	2,239		37,656
Federal Agencies	3130AUTC8	FHLB 4.010 02/06/2026	21,100,000	70,509	3,250		73,759
Federal Agencies	3130AUVZ4	FHLB 4.500 02/13/2025	50,000,000	187,500	3,329		190,829
Federal Agencies	3133EPBF1	FFCB 4.875 08/21/2024	10,000,000	40,625	244		40,869
Federal Agencies	3133EPBF1	FFCB 4.875 08/21/2024	25,000,000	101,563	567		102,129
Federal Agencies	3133EPBF1	FFCB 4.875 08/21/2024	20,000,000	81,250	453		81,703

Monthly Investment Earnings

Pooled Fund

<u>Type of Investment</u>	<u>CUSIP</u>	<u>Issuer Name</u>	<u>Par Value</u>	<u>Accrued Interest Earned</u>	<u>(Amortization) / Accretion</u>	<u>Realized Gain/(Loss)</u>	<u>Total Earnings</u>
Federal Agencies	3133EPBJ3	FFCB 4.375 02/23/2026	50,000,000	182,292	2,319		184,611
Federal Agencies	3133EPBJ3	FFCB 4.375 02/23/2026	25,000,000	91,146	1,315		92,461
Federal Agencies	3133EPBJ3	FFCB 4.375 02/23/2026	28,000,000	102,083	1,299		103,382
Federal Agencies	3133EPBM6	FFCB 4.125 08/23/2027	10,000,000	34,375	491		34,866
Federal Agencies	3130AV7L0	FHLB 5.000 02/28/2025	25,000,000	104,167	1,405		105,572
Federal Agencies	3130AV7L0	FHLB 5.000 02/28/2025	35,000,000	145,833	1,967		147,801
Federal Agencies	3133EPDL6	FFCB 4.850 10/01/2025	50,000,000	202,083			202,083
Federal Agencies	3135GAFY2	FNMA 5.320 10/03/2024	50,000,000	221,667			221,667
Federal Agencies	3135GAFY2	FNMA 5.320 10/03/2024	25,000,000	110,833			110,833
Federal Agencies	3135GAFY2	FNMA 5.320 10/03/2024	25,000,000	110,833			110,833
Federal Agencies	3135GAG39	FNMA 5.375 12/30/2024	25,000,000	111,979			111,979
Federal Agencies	3135GAG39	FNMA 5.375 12/30/2024	25,000,000	111,979			111,979
Federal Agencies	3135GAG39	FNMA 5.375 12/30/2024	25,000,000	111,979			111,979
Federal Agencies	3135GAG39	FNMA 5.375 12/30/2024	25,000,000	111,979			111,979
Federal Agencies	3133EPHD0	FFCB 4.500 10/28/2024	20,000,000	75,000	1,784		76,784
Federal Agencies	3133EPHD0	FFCB 4.500 10/28/2024	25,000,000	93,750	2,315		96,065
Federal Agencies	3130ATST5	FHLB 4.375 06/13/2025	10,000,000	36,458	(2,627)		33,831
Federal Agencies	3134GYRY0	FHLMC 5.290 11/02/2026	25,000,000	110,208			110,208
Federal Agencies	3134GYRY0	FHLMC 5.290 11/02/2026	25,000,000	110,208			110,208
Federal Agencies	3134GYRY0	FHLMC 5.290 11/02/2026	25,000,000	110,208			110,208
Federal Agencies	3134GYRY0	FHLMC 5.290 11/02/2026	25,000,000	110,208			110,208
Federal Agencies	3130ATST5	FHLB 4.375 06/13/2025	9,915,000	36,148	(2,461)		33,688
Federal Agencies	3130ATST5	FHLB 4.375 06/13/2025	25,500,000	92,969	(5,046)		87,922
Federal Agencies	3130AVWS7	FHLB 3.750 06/12/2026	17,045,000	53,266	1,470		54,735
Federal Agencies	3130ATST5	FHLB 4.375 06/13/2025	3,000,000	10,938	(497)		10,440
Federal Agencies	3130ATST5	FHLB 4.375 06/13/2025	10,000,000	36,458	(1,461)		34,998
Federal Agencies	3133EPJX4	FFCB 3.625 02/17/2026	30,000,000	90,625	2,909		93,534
Federal Agencies	3133EPJX4	FFCB 3.625 02/17/2026	25,000,000	75,521	2,201		77,722
Federal Agencies	3133EPKA2	FFCB 4.000 08/18/2025	26,500,000	88,333	609		88,942
Federal Agencies	3133EPKA2	FFCB 4.000 08/18/2025	30,000,000	100,000	689		100,689
Federal Agencies	3133EPKA2	FFCB 4.000 08/18/2025	25,000,000	83,333	678		84,011
Federal Agencies	3130AVWS7	FHLB 3.750 06/12/2026	20,000,000	62,500	1,680		64,180
Federal Agencies	3130ATST5	FHLB 4.375 06/13/2025	24,000,000	87,500	(3,249)		84,251
Federal Agencies	3130AWAH3	FHLB 4.000 06/12/2026	15,000,000	50,000	2,819		52,819
Federal Agencies	3130AWAH3	FHLB 4.000 06/12/2026	10,000,000	33,333	1,840		35,173
Federal Agencies	3130AWER7	FHLB 4.625 06/06/2025	25,000,000	96,354	887		97,241
Federal Agencies	3130AWER7	FHLB 4.625 06/06/2025	15,000,000	57,813	532		58,345
Federal Agencies	3130AWER7	FHLB 4.625 06/06/2025	52,000,000	200,417	1,845		202,262
Federal Agencies	3130AWER7	FHLB 4.625 06/06/2025	10,000,000	38,542	355		38,897
Federal Agencies	3133EPMU6	FFCB 4.250 06/15/2026	30,000,000	106,250	1,375		107,625
Federal Agencies	3133EPMU6	FFCB 4.250 06/15/2026	20,000,000	70,833	871		71,705
Federal Agencies	3133EPMV4	FFCB 4.125 06/15/2027	28,940,000	99,481	596		100,077
Federal Agencies	3133EPMU6	FFCB 4.250 06/15/2026	24,700,000	87,479	1,691		89,170
Federal Agencies	3133EPNG6	FFCB 4.375 06/23/2026	50,000,000	182,292	750		183,041
Federal Agencies	3133EPNG6	FFCB 4.375 06/23/2026	25,000,000	91,146	375		91,521
Federal Agencies	3133EPNG6	FFCB 4.375 06/23/2026	25,000,000	91,146	375		91,521
Federal Agencies	3130AWLZ1	FHLB 4.750 06/12/2026	50,000,000	197,917	4,180		202,096
Federal Agencies	3130AWLY4	FHLB 5.125 06/13/2025	48,150,000	205,641	(4,138)		201,503
Federal Agencies	3130AWLY4	FHLB 5.125 06/13/2025	10,800,000	46,125	(811)		45,314

Monthly Investment Earnings

Pooled Fund

<u>Type of Investment</u>	<u>CUSIP</u>	<u>Issuer Name</u>	<u>Par Value</u>	<u>Accrued Interest Earned</u>	<u>(Amortization) / Accretion</u>	<u>Realized Gain/(Loss)</u>	<u>Total Earnings</u>
Federal Agencies	3133EPSK2	FFCB 4.250 08/07/2028	19,500,000	69,063	1,489		70,551
Federal Agencies	3133EPSW6	FFCB 4.500 08/14/2026	50,000,000	187,500	3,253		190,753
Federal Agencies	3133EPUN3	FFCB 4.500 08/28/2028	10,000,000	37,500	355		37,855
Federal Agencies	3133EPUN3	FFCB 4.500 08/28/2028	25,000,000	93,750	959		94,709
Federal Agencies	3133EPUN3	FFCB 4.500 08/28/2028	15,000,000	56,250	631		56,881
Federal Agencies	3133EPUN3	FFCB 4.500 08/28/2028	33,000,000	123,750	1,613		125,363
Federal Agencies	3133EPVP7	FFCB 4.750 07/08/2026	19,000,000	75,208	456		75,664
Federal Agencies	3133EPVP7	FFCB 4.750 07/08/2026	10,000,000	39,583	249		39,832
Federal Agencies	3133EPVP7	FFCB 4.750 07/08/2026	21,000,000	83,125	516		83,641
Federal Agencies	3133EPVY8	FFCB 5.000 09/15/2025	8,230,000	34,292	251		34,543
Federal Agencies	3133EPVY8	FFCB 5.000 09/15/2025	15,000,000	62,500	770		63,270
Federal Agencies	3133EPVY8	FFCB 5.000 09/15/2025	20,000,000	83,333	1,026		84,360
Federal Agencies	3133EPYW9	FFCB 5.125 10/20/2025	50,000,000	213,542	1,187		214,729
Federal Agencies	3133EPYW9	FFCB 5.125 10/20/2025	25,000,000	106,771	615		107,386
Federal Agencies	3133EPYW9	FFCB 5.125 10/20/2025	35,000,000	149,479	1,173		150,652
Federal Agencies	3130AXCP1	FHLB 4.875 09/11/2026	11,895,000	48,323	2,138		50,461
Federal Agencies	3133EPZA6	FFCB 4.875 10/20/2026	30,000,000	121,875	4,692		126,567
Federal Agencies	3133EPZA6	FFCB 4.875 10/20/2026	14,000,000	56,875	2,689		59,564
Federal Agencies	3133EPYW9	FFCB 5.125 10/20/2025	24,000,000	102,500	3,247		105,747
Federal Agencies	3133EPZY4	FFCB 5.000 07/30/2026	25,000,000	104,167	1,953		106,120
Federal Agencies	3133EPZY4	FFCB 5.000 07/30/2026	3,000,000	12,500	249		12,749
Federal Agencies	3133EPZY4	FFCB 5.000 07/30/2026	9,615,000	40,063	799		40,861
Federal Agencies	3133EPZY4	FFCB 5.000 07/30/2026	16,000,000	66,667	1,329		67,996
Federal Agencies	3130AXB31	FHLB 4.875 03/13/2026	10,000,000	40,625	1,658		42,283
Federal Agencies	3130AXB31	FHLB 4.875 03/13/2026	10,000,000	40,625	1,773		42,398
Federal Agencies	3130AXB31	FHLB 4.875 03/13/2026	10,000,000	40,625	1,773		42,398
Federal Agencies	3133EPC60	FFCB 4.625 11/15/2027	27,950,000	107,724	2,461		110,185
Federal Agencies	3133EPC60	FFCB 4.625 11/15/2027	33,300,000	128,344	2,939		131,283
Federal Agencies	3133EPC45	FFCB 4.625 11/13/2028	12,000,000	46,250	271		46,521
Federal Agencies	3133EPC45	FFCB 4.625 11/13/2028	20,000,000	77,083	482		77,565
Federal Agencies	3133EPC45	FFCB 4.625 11/13/2028	55,000,000	211,979	1,319		213,298
Federal Agencies	3130AXU63	FHLB 4.625 11/17/2026	50,000,000	192,708	2,503		195,212
Federal Agencies	3133EM4X7	FFCB 0.800 09/10/2026	28,975,000	19,317	86,563		105,879
Federal Agencies	3133EPP66	FFCB 4.000 05/20/2027	31,000,000	103,333	2,343		105,676
Federal Agencies	3133EPP66	FFCB 4.000 05/20/2027	58,850,000	196,167	4,667		200,834
Federal Agencies	3134H1NT6	FHLMC 5.410 01/10/2028	65,000,000	293,042			293,042
Federal Agencies	3134H1NT6	FHLMC 5.410 01/10/2028	25,000,000	112,708			112,708
Federal Agencies	3134H1NT6	FHLMC 5.410 01/10/2028	25,000,000	112,708			112,708
Federal Agencies	3133EPX91	FFCB 4.125 01/25/2027	35,000,000	120,313	1,247		121,560
Federal Agencies	3133EPX91	FFCB 4.125 01/25/2027	50,000,000	171,875	1,895		173,770
Federal Agencies	3133EPX91	FFCB 4.125 01/25/2027	25,000,000	85,938	891		86,828
Federal Agencies	3133EPX91	FFCB 4.125 01/25/2027	10,000,000	34,375	379		34,754
Federal Agencies	3133EPX91	FFCB 4.125 01/25/2027	5,000,000	17,188	202		17,390
Federal Agencies	3130AYPN0	FHLB 4.125 01/15/2027	12,000,000	41,250	774		42,024
Federal Agencies	3130AYPN0	FHLB 4.125 01/15/2027	25,000,000	85,938	1,612		87,549
Federal Agencies	3130AYPN0	FHLB 4.125 01/15/2027	29,350,000	100,891	1,892		102,783
Federal Agencies	3130AYPN0	FHLB 4.125 01/15/2027	50,000,000	171,875	3,223		175,098
Federal Agencies	3135GANG2	FNMA 5.130 02/18/2028	50,000,000	213,750			213,750
Federal Agencies	3135GANG2	FNMA 5.130 02/18/2028	25,000,000	106,875			106,875

Monthly Investment Earnings

Pooled Fund

<u>Type of Investment</u>	<u>CUSIP</u>	<u>Issuer Name</u>	<u>Par Value</u>	<u>Accrued Interest Earned</u>	<u>(Amortization) / Accretion</u>	<u>Realized Gain/(Loss)</u>	<u>Total Earnings</u>
Federal Agencies	3135GANG2	FNMA 5.130 02/18/2028	25,000,000	106,875			106,875
Federal Agencies	313384YZ6	FHDN 0.000 07/05/2024			14,278		14,278
Federal Agencies	313384ZT9	FHDN 0.000 07/23/2024			46,842		46,842
Federal Agencies	3130B0AD1	FHLB 5.500 09/04/2025	25,000,000	114,583			114,583
Federal Agencies	3130B0AD1	FHLB 5.500 09/04/2025	25,000,000	114,583			114,583
Federal Agencies	3130B0AD1	FHLB 5.500 09/04/2025	25,000,000	114,583			114,583
Federal Agencies	3130B0AD1	FHLB 5.500 09/04/2025	25,000,000	114,583			114,583
Federal Agencies	3134H1YE7	FHLMC 5.910 03/14/2029	20,000,000	98,500			98,500
Federal Agencies	3134H1YE7	FHLMC 5.910 03/14/2029	20,000,000	98,500			98,500
Federal Agencies	3134H1YE7	FHLMC 5.910 03/14/2029	55,000,000	270,875			270,875
Federal Agencies	3134H1YE7	FHLMC 5.910 03/14/2029	20,000,000	98,500			98,500
Federal Agencies	3130B0MZ9	FHLB 5.100 01/27/2025	115,000,000	488,750			488,750
Federal Agencies	313384K32	FHDN 0.000 10/11/2024	25,000,000		108,069		108,069
Federal Agencies	3133EP6K6	FFCB 4.500 03/26/2027	50,000,000	187,500	2,564		190,064
Federal Agencies	3130AXB31	FHLB 4.875 03/13/2026	36,730,000	149,216	(3,207)		146,008
Federal Agencies	3133EP5K7	FFCB 4.500 03/13/2026	50,000,000	187,500	10,566		198,066
Federal Agencies	3130AXB31	FHLB 4.875 03/13/2026	25,000,000	101,563	(2,357)		99,206
Federal Agencies	3133EP5U5	FFCB 4.125 03/20/2029	51,660,000	177,581	11,180		188,761
Federal Agencies	3133EP5S0	FFCB 4.250 03/20/2028	4,971,000	17,606	1,169		18,774
Federal Agencies	3130AVBD3	FHLB 4.500 03/09/2029	25,000,000	93,750	(324)		93,426
Federal Agencies	3130B0TY5	FHLB 4.750 04/09/2027	20,000,000	79,167	1,498		80,664
Federal Agencies	3130B0TY5	FHLB 4.750 04/09/2027	17,000,000	67,292	1,273		68,565
Federal Agencies	3130B0TY5	FHLB 4.750 04/09/2027	48,000,000	190,000	3,594		193,594
Federal Agencies	3130B0TY5	FHLB 4.750 04/09/2027	40,000,000	158,333	2,995		161,328
Federal Agencies	3134H1G64	FHLMC 6.025 04/16/2029		163,177			163,177
Federal Agencies	3134H1G64	FHLMC 6.025 04/16/2029		62,760			62,760
Federal Agencies	3134H1G64	FHLMC 6.025 04/16/2029		62,760			62,760
Federal Agencies	3133ERDH1	FFCB 4.750 04/30/2029	63,085,000	249,711	(11,575)		238,137
Federal Agencies	3133ERDH1	FFCB 4.750 04/30/2029	27,892,000	110,406	(5,111)		105,294
Federal Agencies	3133ERDH1	FFCB 4.750 04/30/2029	30,000,000	118,750	(5,412)		113,338
Federal Agencies	3133ERDS7	FFCB 4.750 05/06/2027	12,727,000	50,378	(377)		50,001
Federal Agencies	3130AX4E5	FHLB 4.500 06/11/2027	11,000,000	41,250	1,732		42,982
Federal Agencies	3133ERGL9	FFCB 4.500 06/07/2028	15,000,000	56,250	115		56,365
Federal Agencies	3130B1BT3	FHLB 4.875 06/12/2026	13,485,000	54,783	(860)		53,922
Federal Agencies	3133ERHD6	FFCB 4.875 06/12/2026	32,000,000	130,000	(2,192)		127,808
Federal Agencies	3133ERHD6	FFCB 4.875 06/12/2026	20,000,000	81,250	(1,302)		79,948
Federal Agencies	3133ERHN4	FFCB 4.250 10/20/2028	38,000,000	134,583	4,204		138,788
Federal Agencies	3133ERHN4	FFCB 4.250 10/20/2028	5,000,000	17,708	546		18,255
Federal Agencies	3133ERGS4	FFCB 4.250 06/11/2029	10,000,000	35,417	555		35,971
Federal Agencies	3133ERGS4	FFCB 4.250 06/11/2029	10,000,000	35,417	555		35,971
Federal Agencies	3133ERGS4	FFCB 4.250 06/11/2029	20,000,000	70,833	1,109		71,943
Federal Agencies	3133ERGS4	FFCB 4.250 06/11/2029	10,000,000	35,417	555		35,971
Federal Agencies	3133ERGS4	FFCB 4.250 06/11/2029	29,000,000	102,708	1,306		104,014
Federal Agencies	3133ERGL9	FFCB 4.500 06/07/2028	20,000,000	75,000	(808)		74,192
Federal Agencies	3133ERGL9	FFCB 4.500 06/07/2028	14,934,000	56,003	(604)		55,399
Federal Agencies	3133ERJZ5	FFCB 4.500 06/28/2027	30,000,000	112,500	401		112,901
Federal Agencies	313384YX1	FHDN 0.000 07/03/2024			7,347		7,347
Federal Agencies	313384YX1	FHDN 0.000 07/03/2024			7,347		7,347
Federal Agencies	313384YX1	FHDN 0.000 07/03/2024			7,347		7,347

Monthly Investment Earnings

Pooled Fund

Type of Investment	CUSIP	Issuer Name	Par Value	Accrued Interest Earned	(Amortization) / Accretion	Realized Gain/(Loss)	Total Earnings
Federal Agencies	313384YX1	FHDN 0.000 07/03/2024			7,347		7,347
Federal Agencies	313384YZ6	FHDN 0.000 07/05/2024			14,639		14,639
Federal Agencies	313384YZ6	FHDN 0.000 07/05/2024			14,639		14,639
Federal Agencies	313384YZ6	FHDN 0.000 07/05/2024			14,639		14,639
Federal Agencies	313384YZ6	FHDN 0.000 07/05/2024			7,319		7,319
Federal Agencies	313384ZC6	FHDN 0.000 07/08/2024			22,000		22,000
Federal Agencies	313384ZC6	FHDN 0.000 07/08/2024			22,000		22,000
Federal Agencies	313384ZC6	FHDN 0.000 07/08/2024			22,000		22,000
Federal Agencies	313384ZC6	FHDN 0.000 07/08/2024			22,000		22,000
Federal Agencies	313384ZD4	FHDN 0.000 07/09/2024			7,333		7,333
Federal Agencies	313384ZD4	FHDN 0.000 07/09/2024			7,333		7,333
Federal Agencies	313384ZD4	FHDN 0.000 07/09/2024			7,333		7,333
Federal Agencies	313384ZD4	FHDN 0.000 07/09/2024			7,333		7,333
Federal Agencies	313384ZD4	FHDN 0.000 07/09/2024			7,333		7,333
Federal Agencies	3133ERKM2	FFCB 4.500 07/08/2027	25,000,000	68,750	(699)		68,051
Federal Agencies	3130B1EF0	FHLB 4.625 06/11/2027	20,700,000	55,847	(1,974)		53,873
Federal Agencies	313384ZE2	FHDN 0.000 07/10/2024			7,333		7,333
Federal Agencies	313384ZE2	FHDN 0.000 07/10/2024			7,333		7,333
Federal Agencies	313384ZE2	FHDN 0.000 07/10/2024			7,333		7,333
Federal Agencies	313384ZE2	FHDN 0.000 07/10/2024			7,333		7,333
Federal Agencies	3133ERKM2	FFCB 4.500 07/08/2027	25,000,000	65,625	(513)		65,112
Federal Agencies	313384ZF9	FHDN 0.000 07/11/2024			7,319		7,319
Federal Agencies	313384ZF9	FHDN 0.000 07/11/2024			7,319		7,319
Federal Agencies	313384ZF9	FHDN 0.000 07/11/2024			7,319		7,319
Federal Agencies	313384ZF9	FHDN 0.000 07/11/2024			7,319		7,319
Federal Agencies	3133ERKX8	FFCB 4.250 07/12/2029	20,000,000	44,861	118		44,979
Federal Agencies	3134H16K4	FHLMC 5.380 07/09/2029	25,000,000	56,042			56,042
Federal Agencies	3134H16K4	FHLMC 5.380 07/09/2029	65,000,000	145,708			145,708
Federal Agencies	3134H16K4	FHLMC 5.380 07/09/2029	25,000,000	56,042			56,042
Federal Agencies	313384ZG7	FHDN 0.000 07/12/2024			14,583		14,583
Federal Agencies	313384ZG7	FHDN 0.000 07/12/2024			3,529		3,529
Federal Agencies	313384ZG7	FHDN 0.000 07/12/2024			6,964		6,964
Federal Agencies	313384ZG7	FHDN 0.000 07/12/2024			2,654		2,654
Federal Agencies	313588ZK4	FNMDN 0.000 07/15/2024			21,792		21,792
Federal Agencies	313588ZK4	FNMDN 0.000 07/15/2024			21,792		21,792
Federal Agencies	313588ZK4	FNMDN 0.000 07/15/2024			21,792		21,792
Federal Agencies	313384ZL6	FHDN 0.000 07/16/2024			7,292		7,292
Federal Agencies	313384ZL6	FHDN 0.000 07/16/2024			7,292		7,292
Federal Agencies	313384ZL6	FHDN 0.000 07/16/2024			7,292		7,292
Federal Agencies	313384ZL6	FHDN 0.000 07/16/2024			7,292		7,292
Federal Agencies	313384ZL6	FHDN 0.000 07/16/2024			7,292		7,292
Federal Agencies	313384ZL6	FHDN 0.000 07/16/2024			7,292		7,292
Federal Agencies	313384ZM4	FHDN 0.000 07/17/2024			7,292		7,292
Federal Agencies	313384ZM4	FHDN 0.000 07/17/2024			7,292		7,292
Federal Agencies	313384ZM4	FHDN 0.000 07/17/2024			7,292		7,292
Federal Agencies	313384A25	FHDN 0.000 07/30/2024			7,319		7,319
Federal Agencies	313384A25	FHDN 0.000 07/30/2024			7,319		7,319
Federal Agencies	313384A25	FHDN 0.000 07/30/2024			7,319		7,319
Federal Agencies	313384A25	FHDN 0.000 07/30/2024			7,319		7,319
Federal Agencies	313384A25	FHDN 0.000 07/30/2024			7,319		7,319

Monthly Investment Earnings

Pooled Fund

<u>Type of Investment</u>	<u>CUSIP</u>	<u>Issuer Name</u>	<u>Par Value</u>	<u>Accrued Interest Earned</u>	<u>(Amortization) / Accretion</u>	<u>Realized Gain/(Loss)</u>	<u>Total Earnings</u>
Federal Agencies	313384A25	FHDN 0.000 07/30/2024			7,319		7,319
Federal Agencies	313384A25	FHDN 0.000 07/30/2024			7,319		7,319
Federal Agencies	313384A25	FHDN 0.000 07/30/2024			7,319		7,319
Federal Agencies	313384A33	FHDN 0.000 07/31/2024			7,319		7,319
Federal Agencies	313384A33	FHDN 0.000 07/31/2024			7,319		7,319
Federal Agencies	313384A33	FHDN 0.000 07/31/2024			7,319		7,319
Federal Agencies	313384A33	FHDN 0.000 07/31/2024			7,319		7,319
Federal Agencies	313384A33	FHDN 0.000 07/31/2024			7,319		7,319
Federal Agencies	313384A33	FHDN 0.000 07/31/2024			7,319		7,319
Federal Agencies	313384A33	FHDN 0.000 07/31/2024			7,319		7,319
Federal Agencies	313384A33	FHDN 0.000 07/31/2024			7,319		7,319
Federal Agencies	313384A41	FHDN 0.000 08/01/2024	50,000,000		7,292		7,292
Federal Agencies	313384A41	FHDN 0.000 08/01/2024	100,000,000		14,583		14,583
Federal Agencies	313384A41	FHDN 0.000 08/01/2024	50,000,000		7,292		7,292
Federal Agencies	313384A41	FHDN 0.000 08/01/2024	100,000,000		14,583		14,583
Federal Agencies	313384A41	FHDN 0.000 08/01/2024	100,000,000		14,583		14,583
Federal Agencies	313384ZM4	FHDN 0.000 07/17/2024			7,292		7,292
Federal Agencies	313384ZM4	FHDN 0.000 07/17/2024			7,292		7,292
Federal Agencies	313384ZN2	FHDN 0.000 07/18/2024			7,292		7,292
Federal Agencies	313384ZN2	FHDN 0.000 07/18/2024			7,292		7,292
Federal Agencies	313384ZN2	FHDN 0.000 07/18/2024			7,292		7,292
Federal Agencies	313384ZN2	FHDN 0.000 07/18/2024			7,292		7,292
Federal Agencies	313384ZP7	FHDN 0.000 07/19/2024			7,292		7,292
Federal Agencies	313384ZP7	FHDN 0.000 07/19/2024			7,292		7,292
Federal Agencies	313384ZP7	FHDN 0.000 07/19/2024			7,292		7,292
Federal Agencies	313384ZP7	FHDN 0.000 07/19/2024			7,292		7,292
Federal Agencies	313384ZS1	FHDN 0.000 07/22/2024			22,000		22,000
Federal Agencies	313384ZS1	FHDN 0.000 07/22/2024			22,000		22,000
Federal Agencies	313384ZS1	FHDN 0.000 07/22/2024			22,000		22,000
Federal Agencies	313384ZS1	FHDN 0.000 07/22/2024			22,000		22,000
Federal Agencies	313384ZT9	FHDN 0.000 07/23/2024			7,319		7,319
Federal Agencies	313384ZT9	FHDN 0.000 07/23/2024			7,319		7,319
Federal Agencies	313384ZT9	FHDN 0.000 07/23/2024			7,319		7,319
Federal Agencies	313384ZT9	FHDN 0.000 07/23/2024			7,319		7,319
Federal Agencies	313384ZU6	FHDN 0.000 07/24/2024			7,333		7,333
Federal Agencies	313384ZU6	FHDN 0.000 07/24/2024			7,333		7,333
Federal Agencies	313384ZU6	FHDN 0.000 07/24/2024			7,333		7,333
Federal Agencies	313384ZU6	FHDN 0.000 07/24/2024			7,333		7,333
Federal Agencies	313384ZU6	FHDN 0.000 07/24/2024			7,333		7,333
Federal Agencies	313384ZV4	FHDN 0.000 07/25/2024			7,333		7,333
Federal Agencies	313384ZV4	FHDN 0.000 07/25/2024			7,333		7,333
Federal Agencies	313384ZV4	FHDN 0.000 07/25/2024			7,333		7,333
Federal Agencies	313384ZV4	FHDN 0.000 07/25/2024			7,333		7,333
Federal Agencies	313384ZV4	FHDN 0.000 07/25/2024			7,333		7,333
Federal Agencies	313384ZV4	FHDN 0.000 07/25/2024			7,333		7,333
Federal Agencies	313384ZW2	FHDN 0.000 07/26/2024			7,319		7,319
Federal Agencies	313384ZW2	FHDN 0.000 07/26/2024			7,319		7,319
Federal Agencies	313384ZW2	FHDN 0.000 07/26/2024			7,319		7,319
Federal Agencies	313384ZW2	FHDN 0.000 07/26/2024			3,660		3,660

Monthly Investment Earnings

Pooled Fund

Type of Investment	CUSIP	Issuer Name	Par Value	Accrued Interest Earned	(Amortization) / Accretion	Realized Gain/(Loss)	Total Earnings
Federal Agencies	313384ZW2	FHDN 0.000 07/26/2024			7,319		7,319
Federal Agencies	313384ZW2	FHDN 0.000 07/26/2024			7,319		7,319
Federal Agencies	313384ZW2	FHDN 0.000 07/26/2024			7,319		7,319
Federal Agencies	313384ZZ5	FHDN 0.000 07/29/2024			21,958		21,958
Federal Agencies	313384ZZ5	FHDN 0.000 07/29/2024			21,958		21,958
Federal Agencies	313384ZZ5	FHDN 0.000 07/29/2024			21,958		21,958
Federal Agencies	313384ZZ5	FHDN 0.000 07/29/2024			21,958		21,958
Federal Agencies	313384ZZ5	FHDN 0.000 07/29/2024			21,958		21,958
Federal Agencies	313384ZZ5	FHDN 0.000 07/29/2024			21,958		21,958
Federal Agencies	313384ZZ5	FHDN 0.000 07/29/2024			21,958		21,958
Federal Agencies	3133ERMB4	FFCB 4.250 07/23/2027	10,000,000	9,444	29		9,473
Federal Agencies	3133ERMB4	FFCB 4.250 07/23/2027	15,000,000	14,167	43		14,210
Subtotals			\$ 7,370,637,000	\$ 20,423,948	\$ 1,438,007	\$ -	\$ 21,861,955
Public Time Deposits	PPG5M8MH8	BKSANF 5.300 07/08/2024		\$ 10,306			\$ 10,306
Public Time Deposits	PPGG8E735	BRIDGE 5.260 07/15/2024		26,717			26,717
Public Time Deposits	PPGHASP70	BRIDGE 5.360 12/16/2024	10,000,000	45,523			45,523
Public Time Deposits	PPGO10LI6	BKSANF 5.350 01/06/2025	10,000,000	35,667			35,667
Public Time Deposits	PPGICJO2	BRIDGE 5.330 01/13/2025	10,000,000	24,825			24,825
Subtotals			\$ 30,000,000	\$ 143,037	\$ -	\$ -	\$ 143,037
Negotiable CDs	06367DAX3	BMOCHG 6.000 07/01/2024		\$ (0)			\$ (0)
Negotiable CDs	89115BRG7	TDNY 6.050 07/01/2024		0			0
Negotiable CDs	89115BS84	TDNY 5.910 07/01/2024		(0)			(0)
Negotiable CDs	06367DBR5	BMOCHG 5.930 07/01/2024		(0)			(0)
Negotiable CDs	89115BSQ4	TDNY 5.930 07/01/2024		(0)			(0)
Negotiable CDs	06367DBW4	BMOCHG 5.970 07/29/2024		232,167			232,167
Negotiable CDs	13606KZN9	CIBCNY 5.920 07/29/2024		276,267			276,267
Negotiable CDs	89115BV80	TDNY 5.900 07/03/2024		16,389			16,389
Negotiable CDs	13606KZR0	CIBCNY 5.890 07/01/2024		0			0
Negotiable CDs	06367DCF0	BMOCHG 6.010 08/14/2024	50,000,000	258,764			258,764
Negotiable CDs	13606KC38	CIBCNY 5.940 09/09/2024	50,000,000	255,750			255,750
Negotiable CDs	78015J5K9	RY 5.900 09/09/2024	60,000,000	304,833			304,833
Negotiable CDs	13606KD78	CIBCNY 5.920 08/12/2024	50,000,000	254,889			254,889
Negotiable CDs	78015J7F8	RY 5.930 08/12/2024	60,000,000	306,383			306,383
Negotiable CDs	78015JAK3	RY 5.960 09/23/2024	60,000,000	307,933			307,933
Negotiable CDs	06367DD44	BMOCHG 5.970 09/23/2024	50,000,000	257,042			257,042
Negotiable CDs	06367DDS1	BMOCHG 5.880 08/09/2024	50,000,000	253,167			253,167
Negotiable CDs	13606KF92	CIBCNY 5.880 08/16/2024	50,000,000	253,167			253,167
Negotiable CDs	89115BH52	TDNY 5.930 10/21/2024	50,000,000	255,319			255,319
Negotiable CDs	78015JE37	RY 5.860 08/15/2024	50,000,000	252,306			252,306
Negotiable CDs	78015JE78	RY 5.860 08/26/2024	50,000,000	252,306			252,306
Negotiable CDs	06367DE43	BMOCHG 5.860 10/21/2024	60,000,000	302,767			302,767
Negotiable CDs	06367DEK7	BMOCHG 5.800 11/06/2024	50,000,000	249,722			249,722
Negotiable CDs	06367DFA8	BMOCHG 5.580 10/24/2024	50,000,000	240,250			240,250
Negotiable CDs	06367DFX8	BMOCHG 5.560 07/01/2024		0			0
Negotiable CDs	89115BNV8	TDNY 5.560 07/01/2024		0			0
Negotiable CDs	89115BP95	TDNY 5.580 10/24/2024	50,000,000	240,250			240,250
Negotiable CDs	78015JJ73	RY 5.480 10/24/2024	50,000,000	235,944			235,944
Negotiable CDs	89115DC20	TDNY 5.380 07/15/2024		146,456			146,456

Monthly Investment Earnings

Pooled Fund

Type of Investment	CUSIP	Issuer Name	Par Value	Accrued Interest Earned	(Amortization) / Accretion	Realized Gain/(Loss)	Total Earnings
Negotiable CDs	89115DC61	TDNY 5.370 09/10/2024	50,000,000	231,208			231,208
Negotiable CDs	89115DCA2	TDNY 5.360 09/25/2024	50,000,000	230,778			230,778
Negotiable CDs	13606KW51	CIBCNY 5.370 09/11/2024	50,000,000	231,208			231,208
Negotiable CDs	13606KZ41	CIBCNY 5.430 10/24/2024	50,000,000	233,792			233,792
Negotiable CDs	89115DJS6	TDNY 5.430 10/24/2024	50,000,000	233,792			233,792
Negotiable CDs	13606KZ66	CIBCNY 5.400 01/02/2025	50,000,000	232,500			232,500
Negotiable CDs	89115DK21	TDNY 5.400 01/02/2025	50,000,000	232,500			232,500
Negotiable CDs	06367DJB2	BMOCHG 5.440 11/08/2024	51,000,000	238,907			238,907
Negotiable CDs	89115BSZ4	TDNY 5.550 04/09/2025	50,000,000	238,958			238,958
Negotiable CDs	89115BT59	TDNY 5.510 12/02/2024	50,000,000	237,236			237,236
Negotiable CDs	78015JQ34	RY 5.450 01/28/2025	25,000,000	117,326			117,326
Negotiable CDs	06367DJY2	BMOCHG 5.470 05/05/2025	50,000,000	235,514			235,514
Negotiable CDs	89115DR65	TDNY 5.470 05/05/2025	65,000,000	306,168			306,168
Negotiable CDs	06367DL94	BMOCHG 5.410 02/24/2025	76,000,000	342,633			342,633
Negotiable CDs	13606K5B8	CIBCNY 5.410 02/24/2025	50,000,000	225,417			225,417
Negotiable CDs	78015JTB3	RY 5.090 07/14/2025	50,000,000	113,111			113,111
Subtotals			\$ 1,707,000,000	\$ 8,833,118	\$ -	\$ -	\$ 8,833,118
Commercial Paper	59157TGQ0	METSHR 0.000 07/24/2024			\$ 161,748		\$ 161,748
Commercial Paper	59515MGF6	MSFT 0.000 07/15/2024			20,300		20,300
Commercial Paper	62479LKQ7	MUFGBK 0.000 10/24/2024	50,000,000		224,750		224,750
Commercial Paper	89233GKP0	TOYCC 0.000 10/23/2024	75,000,000		335,833		335,833
Commercial Paper	59157TK44	METSHR 0.000 10/04/2024	15,000,000		67,167		67,167
Commercial Paper	89233GKQ8	TOYCC 0.000 10/24/2024	50,000,000		225,611		225,611
Commercial Paper	59157TKQ5	METSHR 0.000 10/24/2024	10,000,000		44,692		44,692
Commercial Paper	62479LKQ7	MUFGBK 0.000 10/24/2024	50,000,000		227,764		227,764
Commercial Paper	62479LL45	MUFGBK 0.000 11/04/2024	23,000,000		104,771		104,771
Commercial Paper	62479LLJ2	MUFGBK 0.000 11/18/2024	52,000,000		236,874		236,874
Commercial Paper	89233GM29	TOYCC 0.000 12/02/2024	65,000,000		296,653		296,653
Commercial Paper	62479LM44	MUFGBK 0.000 12/04/2024	36,000,000		165,540		165,540
Commercial Paper	62479LMG7	MUFGBK 0.000 12/16/2024	50,000,000		229,486		229,486
Commercial Paper	62479LNV3	MUFGBK 0.000 01/29/2025	50,000,000		226,903		226,903
Commercial Paper	89233GNQ5	TOYCC 0.000 01/24/2025	60,000,000		271,767		271,767
Commercial Paper	89233GMG8	TOYCC 0.000 12/16/2024	65,000,000		296,093		296,093
Commercial Paper	89233GNU6	TOYCC 0.000 01/28/2025	50,000,000		225,611		225,611
Commercial Paper	62479LMD4	MUFGBK 0.000 12/13/2024	15,000,000		68,588		68,588
Commercial Paper	62479LMJ1	MUFGBK 0.000 12/18/2024	50,000,000		228,625		228,625
Commercial Paper	62479LMP7	MUFGBK 0.000 12/23/2024	22,000,000		100,406		100,406
Commercial Paper	62479LMW2	MUFGBK 0.000 12/30/2024	15,000,000		68,458		68,458
Commercial Paper	62479LNP6	MUFGBK 0.000 01/23/2025	15,000,000		68,071		68,071
Commercial Paper	89233GQQ2	TOYCC 0.000 03/24/2025	50,000,000		215,833		215,833
Commercial Paper	62479LQE8	MUFGBK 0.000 03/14/2025	50,000,000		120,889		120,889
Commercial Paper	62479LPM1	MUFGBK 0.000 02/21/2025	8,000,000		17,133		17,133
Commercial Paper	62479LQA6	MUFGBK 0.000 03/10/2025	25,000,000		53,229		53,229
Commercial Paper	62479LQE8	MUFGBK 0.000 03/14/2025	26,000,000		55,358		55,358
Commercial Paper	62479LQM0	MUFGBK 0.000 03/21/2025	15,000,000		31,875		31,875
Commercial Paper	89233GQQ2	TOYCC 0.000 03/24/2025	50,000,000		98,389		98,389
Commercial Paper	89233GQQ2	TOYCC 0.000 03/24/2025	60,000,000		16,733		16,733
Subtotals			\$ 1,102,000,000	\$ -	\$ 4,505,150	\$ -	\$ 4,505,150

Monthly Investment Earnings

Pooled Fund

<u>Type of Investment</u>	<u>CUSIP</u>	<u>Issuer Name</u>	<u>Par Value</u>	<u>Accrued Interest Earned</u>	<u>(Amortization) / Accretion</u>	<u>Realized Gain/(Loss)</u>	<u>Total Earnings</u>
Medium Term Notes	594918CN2	MSFT 3.400 09/15/2026	\$ 6,452,000	\$ 13,406	\$ 5,218	\$	\$ 18,624
Medium Term Notes	594918CN2	MSFT 3.400 09/15/2026	13,009,000	27,030	10,465		37,495
Medium Term Notes	91324PFF4	UNH 4.750 07/15/2026	15,000,000	11,875	245		12,120
Subtotals			\$ 34,461,000	\$ 52,311	\$ 15,928	\$ -	\$ 68,238
Money Market Funds	09248U718	BlackRock Liquidity Funds T-Fund	\$ 88,512,443	\$ 69,984		\$	\$ 69,984
Money Market Funds	31607A703	Fidelity Govt Portfolio	805,329,374	3,444,210			3,444,210
Money Market Funds	608919718	Federated Hermes Govt Obligations Fund	252,263,327	1,380,795			1,380,795
Money Market Funds	262006208	Dreyfus Government Cash Management	102,788,592	69,021			69,021
Money Market Funds	85749T517	State Street Institutional U.S. Govt MMF	403,543,994	1,354,911			1,354,911
Money Market Funds	61747C319	Morgan Stanley Institutional Liquidity Fund	104,949,454	114,116			114,116
Subtotals			\$ 1,757,387,184	\$ 6,433,037	\$ -	\$ -	\$ 6,433,037
Supranationals	4581X0CM8	IADB 2.125 01/15/2025	\$ 100,000,000	\$ 177,083	\$ (129,379)	\$	\$ 47,704
Supranationals	459058JB0	IBRD 0.626 04/22/2025	40,000,000	20,867	(1,947)		18,919
Supranationals	45818WDG8	IADB 0.820 02/27/2026	19,500,000	13,325	(1,071)		12,254
Supranationals	45950VQG4	IFC 0.440 09/23/2024	10,000,000	3,667	2,362		6,029
Supranationals	4581X0DN5	IADB 0.625 07/15/2025	28,900,000	15,052	8,734		23,786
Supranationals	459056HV2	IBRD 1.500 08/28/2024	50,000,000	62,500	(29,623)		32,877
Supranationals	4581X0DZ8	IADB 0.500 09/23/2024	50,000,000	20,833	11,897		32,730
Supranationals	4581X0EE4	IADB 3.250 07/01/2024					
Supranationals	45950VRU2	IFC 4.023 01/26/2026	100,000,000	335,250			335,250
Supranationals	459058HT3	IBRD 1.626 01/15/2025	29,314,000	39,720	85,555		125,275
Supranationals	4581X0EN4	IADB 4.125 02/15/2029	25,000,000	85,938	6,469		92,407
Supranationals	4581X0EN4	IADB 4.125 02/15/2029	50,000,000	80,208	1,550		81,759
Supranationals	459058KJ1	IBRD 3.125 06/15/2027	12,323,000	14,976	5,484		20,460
Subtotals			\$ 515,037,000	\$ 869,419	\$ (39,970)	\$ -	\$ 829,450
Secured Bank Deposit	0660P0999	Bank of America TTX INV Deposit Acct	\$ 100,644,030	\$ 454,003		\$	\$ 454,003
Subtotals			\$ 100,644,030	\$ 454,003	\$ -	\$ -	\$ 454,003
Grand Totals			\$16,107,166,214	\$ 41,744,357	\$ 6,408,798	\$ -	\$ 48,153,155

Investment Transactions Pooled Fund

Accounting ID	Transaction Type	Cusip	Description	Price	Settlement Date	Posted Date	Par Value	Principal	Accrued Interest	Total
58069	Maturity	313384ZE2	FHDN 0.000 07/10/2024	100.00000	07/10/2024	07/10/2024	50,000,000.00	50,000,000.00	0.00	50,000,000.00
58070	Maturity	313384ZE2	FHDN 0.000 07/10/2024	100.00000	07/10/2024	07/10/2024	50,000,000.00	50,000,000.00	0.00	50,000,000.00
58071	Maturity	313384ZE2	FHDN 0.000 07/10/2024	100.00000	07/10/2024	07/10/2024	50,000,000.00	50,000,000.00	0.00	50,000,000.00
58073	Maturity	313384ZF9	FHDN 0.000 07/11/2024	100.00000	07/11/2024	07/11/2024	50,000,000.00	50,000,000.00	0.00	50,000,000.00
58074	Maturity	313384ZF9	FHDN 0.000 07/11/2024	100.00000	07/11/2024	07/11/2024	50,000,000.00	50,000,000.00	0.00	50,000,000.00
58075	Maturity	313384ZF9	FHDN 0.000 07/11/2024	100.00000	07/11/2024	07/11/2024	50,000,000.00	50,000,000.00	0.00	50,000,000.00
58076	Maturity	313384ZF9	FHDN 0.000 07/11/2024	100.00000	07/11/2024	07/11/2024	50,000,000.00	50,000,000.00	0.00	50,000,000.00
58081	Maturity	313384ZG7	FHDN 0.000 07/12/2024	100.00000	07/12/2024	07/12/2024	100,000,000.00	100,000,000.00	0.00	100,000,000.00
58082	Maturity	313384ZG7	FHDN 0.000 07/12/2024	100.00000	07/12/2024	07/12/2024	24,200,000.00	24,200,000.00	0.00	24,200,000.00
58083	Maturity	313384ZG7	FHDN 0.000 07/12/2024	100.00000	07/12/2024	07/12/2024	47,750,000.00	47,750,000.00	0.00	47,750,000.00
58084	Maturity	313384ZG7	FHDN 0.000 07/12/2024	100.00000	07/12/2024	07/12/2024	18,200,000.00	18,200,000.00	0.00	18,200,000.00
58085	Maturity	313588ZK4	FNMDN 0.000 07/15/2024	100.00000	07/15/2024	07/15/2024	50,000,000.00	50,000,000.00	0.00	50,000,000.00
58086	Maturity	313588ZK4	FNMDN 0.000 07/15/2024	100.00000	07/15/2024	07/15/2024	50,000,000.00	50,000,000.00	0.00	50,000,000.00
58087	Maturity	313588ZK4	FNMDN 0.000 07/15/2024	100.00000	07/15/2024	07/15/2024	50,000,000.00	50,000,000.00	0.00	50,000,000.00
57870	Maturity	59515MGF6	MSFT 0.000 07/15/2024	100.00000	07/15/2024	07/15/2024	10,000,000.00	10,000,000.00	0.00	10,000,000.00
57871	Maturity	89115DC20	TDNY 5.380 07/15/2024	100.00000	07/15/2024	07/15/2024	70,000,000.00	70,000,000.00	0.00	70,000,000.00
47116	Maturity	91282CCL3	T 0.375 07/15/2024	100.00000	07/15/2024	07/15/2024	50,000,000.00	50,000,000.00	0.00	50,000,000.00
47117	Maturity	91282CCL3	T 0.375 07/15/2024	100.00000	07/15/2024	07/15/2024	50,000,000.00	50,000,000.00	0.00	50,000,000.00
47351	Maturity	91282CCL3	T 0.375 07/15/2024	100.00000	07/15/2024	07/15/2024	50,000,000.00	50,000,000.00	0.00	50,000,000.00
57831	Maturity	PPGG8E735	BRIDGE 5.260 07/15/2024	100.00000	07/15/2024	07/15/2024	10,000,000.00	10,000,000.00	0.00	10,000,000.00
58089	Maturity	313384ZL6	FHDN 0.000 07/16/2024	100.00000	07/16/2024	07/16/2024	50,000,000.00	50,000,000.00	0.00	50,000,000.00
58090	Maturity	313384ZL6	FHDN 0.000 07/16/2024	100.00000	07/16/2024	07/16/2024	50,000,000.00	50,000,000.00	0.00	50,000,000.00
58091	Maturity	313384ZL6	FHDN 0.000 07/16/2024	100.00000	07/16/2024	07/16/2024	50,000,000.00	50,000,000.00	0.00	50,000,000.00
58092	Maturity	313384ZL6	FHDN 0.000 07/16/2024	100.00000	07/16/2024	07/16/2024	50,000,000.00	50,000,000.00	0.00	50,000,000.00
58093	Maturity	313384ZL6	FHDN 0.000 07/16/2024	100.00000	07/16/2024	07/16/2024	50,000,000.00	50,000,000.00	0.00	50,000,000.00
57918	Full Call	3134H1G64	FHLMC 6.025 04/16/2029	100.00000	07/16/2024	07/16/2024	65,000,000.00	65,000,000.00	979,062.50	65,979,062.50
57919	Full Call	3134H1G64	FHLMC 6.025 04/16/2029	100.00000	07/16/2024	07/16/2024	25,000,000.00	25,000,000.00	376,562.50	25,376,562.50
57920	Full Call	3134H1G64	FHLMC 6.025 04/16/2029	100.00000	07/16/2024	07/16/2024	25,000,000.00	25,000,000.00	376,562.50	25,376,562.50
58095	Maturity	313384ZM4	FHDN 0.000 07/17/2024	100.00000	07/17/2024	07/17/2024	50,000,000.00	50,000,000.00	0.00	50,000,000.00
58096	Maturity	313384ZM4	FHDN 0.000 07/17/2024	100.00000	07/17/2024	07/17/2024	50,000,000.00	50,000,000.00	0.00	50,000,000.00
58097	Maturity	313384ZM4	FHDN 0.000 07/17/2024	100.00000	07/17/2024	07/17/2024	50,000,000.00	50,000,000.00	0.00	50,000,000.00
58098	Maturity	313384ZM4	FHDN 0.000 07/17/2024	100.00000	07/17/2024	07/17/2024	50,000,000.00	50,000,000.00	0.00	50,000,000.00
58099	Maturity	313384ZM4	FHDN 0.000 07/17/2024	100.00000	07/17/2024	07/17/2024	50,000,000.00	50,000,000.00	0.00	50,000,000.00
58103	Maturity	313384ZN2	FHDN 0.000 07/18/2024	100.00000	07/18/2024	07/18/2024	50,000,000.00	50,000,000.00	0.00	50,000,000.00
58104	Maturity	313384ZN2	FHDN 0.000 07/18/2024	100.00000	07/18/2024	07/18/2024	50,000,000.00	50,000,000.00	0.00	50,000,000.00
58105	Maturity	313384ZN2	FHDN 0.000 07/18/2024	100.00000	07/18/2024	07/18/2024	50,000,000.00	50,000,000.00	0.00	50,000,000.00
58106	Maturity	313384ZN2	FHDN 0.000 07/18/2024	100.00000	07/18/2024	07/18/2024	50,000,000.00	50,000,000.00	0.00	50,000,000.00
58112	Maturity	313384ZP7	FHDN 0.000 07/19/2024	100.00000	07/19/2024	07/19/2024	50,000,000.00	50,000,000.00	0.00	50,000,000.00
58113	Maturity	313384ZP7	FHDN 0.000 07/19/2024	100.00000	07/19/2024	07/19/2024	50,000,000.00	50,000,000.00	0.00	50,000,000.00
58114	Maturity	313384ZP7	FHDN 0.000 07/19/2024	100.00000	07/19/2024	07/19/2024	50,000,000.00	50,000,000.00	0.00	50,000,000.00
58115	Maturity	313384ZP7	FHDN 0.000 07/19/2024	100.00000	07/19/2024	07/19/2024	50,000,000.00	50,000,000.00	0.00	50,000,000.00
58118	Maturity	313384ZS1	FHDN 0.000 07/22/2024	100.00000	07/22/2024	07/22/2024	50,000,000.00	50,000,000.00	0.00	50,000,000.00

Interest Received Pooled Fund

For month ended July 31, 2024							
Accounting ID	Transaction Type	Cusip	Description	Date Posted	Interest Received	Purchased Interest Adjustment	Net Interest
57699	Interest Income	06367DAX3	BMOCHG 6.000 07/01/2024	07/01/2024	6,033,333.30		6,033,333.30
57700	Interest Income	89115BRG7	TDNY 6.050 07/01/2024	07/01/2024	3,033,402.80		3,033,402.80
57703	Interest Income	89115BS84	TDNY 5.910 07/01/2024	07/01/2024	2,872,916.65		2,872,916.65
57706	Interest Income	06367DBR5	BMOCHG 5.930 07/01/2024	07/01/2024	2,824,986.10		2,824,986.10
57707	Interest Income	89115BSQ4	TDNY 5.930 07/01/2024	07/01/2024	2,824,986.10		2,824,986.10
57715	Interest Income	13606KZRO	CIBCNV 5.890 07/01/2024	07/01/2024	2,691,402.80		2,691,402.80
46938	Interest Income	91282CBC4	T 0.375 12/31/2025	07/01/2024	93,750.00		93,750.00
57809	Interest Income	06367DFX8	BMOCHG 5.560 07/01/2024	07/01/2024	1,590,777.80		1,590,777.80
57810	Interest Income	89115BNV8	TDNY 5.560 07/01/2024	07/01/2024	1,590,777.80		1,590,777.80
57826	Interest Income	91282CHK0	T 4.000 06/30/2028	07/01/2024	1,000,000.00	27,472.53	972,527.47
46940	Interest Income	91282CBC4	T 0.375 12/31/2025	07/01/2024	93,750.00		93,750.00
57833	Interest Income	91282CHK0	T 4.000 06/30/2028	07/01/2024	1,000,000.00	98,901.10	901,098.90
57834	Interest Income	91282CHK0	T 4.000 06/30/2028	07/01/2024	1,000,000.00	98,901.10	901,098.90
57844	Interest Income	91282CHL8	T 4.625 06/30/2025	07/01/2024	1,156,250.00	235,061.81	921,188.19
57845	Interest Income	91282CHK0	T 4.000 06/30/2028	07/01/2024	1,000,000.00	203,296.70	796,703.30
57861	Interest Income	91282CHK0	T 4.000 06/30/2028	07/01/2024	1,000,000.00	318,681.32	681,318.68
57879	Interest Income	91282CEW7	T 3.250 06/30/2027	07/01/2024	812,500.00	361,607.14	450,892.86
57892	Interest Income	91282CEW7	T 3.250 06/30/2027	07/01/2024	812,500.00	419,642.86	392,857.14
46959	Interest Income	912828ZW3	T 0.250 06/30/2025	07/01/2024	62,500.00		62,500.00
46960	Interest Income	912828ZW3	T 0.250 06/30/2025	07/01/2024	62,500.00		62,500.00
57935	Interest Income	91282CHK0	T 4.000 06/30/2028	07/01/2024	1,000,000.00	736,263.74	263,736.26
46976	Interest Income	912828YY0	T 1.750 12/31/2024	07/01/2024	437,500.00		437,500.00
47045	Interest Income	912828ZW3	T 0.250 06/30/2025	07/01/2024	62,500.00		62,500.00
47046	Interest Income	912828ZW3	T 0.250 06/30/2025	07/01/2024	62,500.00		62,500.00
47051	Interest Income	912828ZW3	T 0.250 06/30/2025	07/01/2024	62,500.00		62,500.00
47078	Interest Income	91282CCJ8	T 0.875 06/30/2026	07/01/2024	218,750.00		218,750.00
47091	Interest Income	3130AN4A5	FHLB 0.700 06/30/2025	07/01/2024	61,880.00		61,880.00
47093	Interest Income	912828ZW3	T 0.250 06/30/2025	07/01/2024	62,500.00		62,500.00
47096	Interest Income	91282CCJ8	T 0.875 06/30/2026	07/01/2024	218,750.00		218,750.00
47099	Interest Income	91282CCJ8	T 0.875 06/30/2026	07/01/2024	218,750.00		218,750.00
47101	Interest Income	91282CCJ8	T 0.875 06/30/2026	07/01/2024	218,750.00		218,750.00
47109	Interest Income	912828ZW3	T 0.250 06/30/2025	07/01/2024	62,500.00		62,500.00
47112	Interest Income	912828ZW3	T 0.250 06/30/2025	07/01/2024	62,500.00		62,500.00
47113	Interest Income	91282CCJ8	T 0.875 06/30/2026	07/01/2024	218,750.00		218,750.00
47124	Interest Income	91282CCJ8	T 0.875 06/30/2026	07/01/2024	218,750.00		218,750.00
47165	Interest Income	91282CCJ8	T 0.875 06/30/2026	07/01/2024	218,750.00		218,750.00
47175	Interest Income	91282CCJ8	T 0.875 06/30/2026	07/01/2024	218,750.00		218,750.00
47238	Interest Income	912828ZW3	T 0.250 06/30/2025	07/01/2024	62,500.00		62,500.00
47275	Interest Income	91282CCJ8	T 0.875 06/30/2026	07/01/2024	218,750.00		218,750.00
47330	Interest Income	91282CDQ1	T 1.250 12/31/2026	07/01/2024	312,500.00		312,500.00
47391	Interest Income	4581X0EE4	IADB 3.250 07/01/2024	07/01/2024	1,300,000.00		1,300,000.00
57560	Interest Income	3133EN5E6	FFCB 4.000 12/29/2025	07/01/2024	300,000.00		300,000.00
57561	Interest Income	3133EN5E6	FFCB 4.000 12/29/2025	07/01/2024	500,000.00		500,000.00
57562	Interest Income	3133EN5E6	FFCB 4.000 12/29/2025	07/01/2024	400,000.00		400,000.00
57714	Interest Income	89115BV80	TDNY 5.900 07/03/2024	07/03/2024	2,753,333.35		2,753,333.35
57735	Interest Income	3133EPVP7	FFCB 4.750 07/08/2026	07/08/2024	451,250.00		451,250.00
57736	Interest Income	3133EPVP7	FFCB 4.750 07/08/2026	07/08/2024	237,500.00		237,500.00
57737	Interest Income	3133EPVP7	FFCB 4.750 07/08/2026	07/08/2024	498,750.00		498,750.00

Interest Received Pooled Fund

Accounting ID	Transaction Type	Cusip	Description	Date Posted	Interest Received	Purchased Interest Adjustment	Net Interest
57827	Interest Income	PPG5M8MH8	BKSANF 5.300 07/08/2024	07/08/2024	267,944.44		267,944.44
47021	Interest Income	3135G0X24	FNMA 1.625 01/07/2025	07/08/2024	317,362.50		317,362.50
47277	Interest Income	3133ENKS8	FFCB 1.125 01/06/2025	07/08/2024	112,500.00		112,500.00
47278	Interest Income	3133ENKS8	FFCB 1.125 01/06/2025	07/08/2024	140,625.00		140,625.00
47279	Interest Income	3133ENKS8	FFCB 1.125 01/06/2025	07/08/2024	140,625.00		140,625.00
47403	Interest Income	3130ASME6	FHLB 3.000 07/08/2024	07/08/2024	225,000.00		225,000.00
47404	Interest Income	3130ASME6	FHLB 3.000 07/08/2024	07/08/2024	262,500.00		262,500.00
47405	Interest Income	3130ASME6	FHLB 3.000 07/08/2024	07/08/2024	150,000.00		150,000.00
57828	Interest Income	3134H1NT6	FHLMC 5.410 01/10/2028	07/10/2024	1,758,250.00		1,758,250.00
57829	Interest Income	3134H1NT6	FHLMC 5.410 01/10/2028	07/10/2024	676,250.00		676,250.00
57830	Interest Income	3134H1NT6	FHLMC 5.410 01/10/2028	07/10/2024	676,250.00		676,250.00
47499	Interest Income	3133ENZ37	FFCB 4.875 01/10/2025	07/10/2024	487,500.00		487,500.00
47500	Interest Income	3133ENZ37	FFCB 4.875 01/10/2025	07/10/2024	243,750.00		243,750.00
47501	Interest Income	3133ENZ37	FFCB 4.875 01/10/2025	07/10/2024	487,500.00		487,500.00
57831	Interest Income	PPGG8E735	BRIDGE 5.260 07/15/2024	07/15/2024	267,379.98		267,379.98
57840	Interest Income	3130AYPN0	FHLB 4.125 01/15/2027	07/15/2024	228,250.00		228,250.00
57841	Interest Income	3130AYPN0	FHLB 4.125 01/15/2027	07/15/2024	475,520.83		475,520.83
57842	Interest Income	3130AYPN0	FHLB 4.125 01/15/2027	07/15/2024	558,261.46		558,261.46
57843	Interest Income	3130AYPN0	FHLB 4.125 01/15/2027	07/15/2024	951,041.67		951,041.67
57871	Interest Income	89115DC20	TDNY 5.380 07/15/2024	07/15/2024	1,380,866.68		1,380,866.68
57878	Interest Income	459058HT3	IBRD 1.626 01/15/2025	07/15/2024	238,322.82	88,709.05	149,613.77
47024	Interest Income	4581X0CM8	IADB 2.125 01/15/2025	07/15/2024	1,062,500.00		1,062,500.00
47116	Interest Income	91282CCL3	T 0.375 07/15/2024	07/15/2024	93,750.00		93,750.00
47117	Interest Income	91282CCL3	T 0.375 07/15/2024	07/15/2024	93,750.00		93,750.00
47125	Interest Income	3130ANNM8	FHLB 1.050 07/13/2026	07/15/2024	131,250.00		131,250.00
47126	Interest Income	3130ANNM8	FHLB 1.050 07/13/2026	07/15/2024	131,250.00		131,250.00
47127	Interest Income	3130ANNM8	FHLB 1.050 07/13/2026	07/15/2024	131,250.00		131,250.00
47128	Interest Income	3130ANNM8	FHLB 1.050 07/13/2026	07/15/2024	131,250.00		131,250.00
47193	Interest Income	4581X0DN5	IADB 0.625 07/15/2025	07/15/2024	90,312.50		90,312.50
47271	Interest Income	3130AQJ95	FHLB 1.645 12/14/2026	07/15/2024	205,625.00		205,625.00
47272	Interest Income	3130AQJ95	FHLB 1.645 12/14/2026	07/15/2024	205,625.00		205,625.00
47273	Interest Income	3130AQJ95	FHLB 1.645 12/14/2026	07/15/2024	205,625.00		205,625.00
47274	Interest Income	3130AQJ95	FHLB 1.645 12/14/2026	07/15/2024	205,625.00		205,625.00
47351	Interest Income	91282CCL3	T 0.375 07/15/2024	07/15/2024	93,750.00		93,750.00
57567	Interest Income	3133EN6A3	FFCB 4.000 01/13/2026	07/15/2024	600,000.00		600,000.00
57568	Interest Income	3133EN6A3	FFCB 4.000 01/13/2026	07/15/2024	400,000.00		400,000.00
57918	Interest Income	3134H1G64	FHLMC 6.025 04/16/2029	07/16/2024	979,062.50		979,062.50
57919	Interest Income	3134H1G64	FHLMC 6.025 04/16/2029	07/16/2024	376,562.50		376,562.50
57920	Interest Income	3134H1G64	FHLMC 6.025 04/16/2029	07/16/2024	376,562.50		376,562.50
47115	Interest Income	3133EMV25	FFCB 0.450 07/23/2024	07/23/2024	112,500.00		112,500.00
57835	Interest Income	3133EPX91	FFCB 4.125 01/25/2027	07/25/2024	721,875.00		721,875.00
57836	Interest Income	3133EPX91	FFCB 4.125 01/25/2027	07/25/2024	1,031,250.00		1,031,250.00
57837	Interest Income	3133EPX91	FFCB 4.125 01/25/2027	07/25/2024	515,625.00		515,625.00
57838	Interest Income	3133EPX91	FFCB 4.125 01/25/2027	07/25/2024	206,250.00		206,250.00
57839	Interest Income	3133EPX91	FFCB 4.125 01/25/2027	07/25/2024	103,125.00		103,125.00
57710	Interest Income	06367DBW4	BMOCHG 5.970 07/29/2024	07/29/2024	3,009,875.00		3,009,875.00
57713	Interest Income	13606KZN9	CIBCNY 5.920 07/29/2024	07/29/2024	3,571,733.34		3,571,733.34
47118	Interest Income	3130ANMP2	FHLB 1.070 07/27/2026	07/29/2024	133,750.00		133,750.00
47119	Interest Income	3130ANMP2	FHLB 1.070 07/27/2026	07/29/2024	133,750.00		133,750.00

Interest Received Pooled Fund

Accounting ID	Transaction Type	Cusip	Description	Date Posted	Interest Received	Purchased Interest Adjustment	Net Interest
47120	Interest Income	3130ANMP2	FHLB 1.070 07/27/2026	07/29/2024	133,750.00		133,750.00
47121	Interest Income	3130ANMP2	FHLB 1.070 07/27/2026	07/29/2024	133,750.00		133,750.00
57772	Interest Income	3133EPZY4	FFCB 5.000 07/30/2026	07/30/2024	625,000.00		625,000.00
57773	Interest Income	3133EPZY4	FFCB 5.000 07/30/2026	07/30/2024	75,000.00		75,000.00
57774	Interest Income	3133EPZY4	FFCB 5.000 07/30/2026	07/30/2024	240,375.00		240,375.00
57775	Interest Income	3133EPZY4	FFCB 5.000 07/30/2026	07/30/2024	400,000.00		400,000.00
46989	Interest Income	912828Z52	T 1.375 01/31/2025	07/31/2024	343,750.00		343,750.00
46990	Interest Income	912828Y87	T 1.750 07/31/2024	07/31/2024	437,500.00		437,500.00
47011	Interest Income	912828Z52	T 1.375 01/31/2025	07/31/2024	343,750.00		343,750.00
47110	Interest Income	91282CAB7	T 0.250 07/31/2025	07/31/2024	62,500.00		62,500.00
47114	Interest Income	91282CAB7	T 0.250 07/31/2025	07/31/2024	62,500.00		62,500.00
			Activity Total		70,172,355.42	2,588,537.35	67,583,818.07

Money Market / Secured Bank Deposit Activity Pooled Fund

For month ended July 31, 2024				
Accounting ID	Description	Activity Date	Transaction Type	Transaction Amount
09248U718	BlackRock Liquidity Funds T-Fund	07/01/2024	Interest Received	56,965.57
09248U718	BlackRock Liquidity Funds T-Fund	07/31/2024	Deposit	75,000,000.00
09248U718	BlackRock Liquidity Funds T-Fund	07/31/2024	Interest Received	69,983.76
	Activity Total		Net Total	75,126,949.33
31607A703	Fidelity Govt Portfolio	07/31/2024	Deposit	30,000,000.00
31607A703	Fidelity Govt Portfolio	07/31/2024	Interest Received	3,444,209.50
	Activity Total		Net Total	33,444,209.50
608919718	Federated Hermes Govt Obligations	07/01/2024	Withdrawal	(90,000,000.00)
608919718	Federated Hermes Govt Obligations	07/02/2024	Withdrawal	(175,000,000.00)
608919718	Federated Hermes Govt Obligations	07/10/2024	Withdrawal	(68,000,000.00)
608919718	Federated Hermes Govt Obligations	07/11/2024	Withdrawal	(20,000,000.00)
608919718	Federated Hermes Govt Obligations	07/12/2024	Withdrawal	(15,000,000.00)
608919718	Federated Hermes Govt Obligations	07/15/2024	Deposit	15,000,000.00
608919718	Federated Hermes Govt Obligations	07/16/2024	Withdrawal	(65,000,000.00)
608919718	Federated Hermes Govt Obligations	07/17/2024	Withdrawal	(75,000,000.00)
608919718	Federated Hermes Govt Obligations	07/18/2024	Withdrawal	(52,000,000.00)
608919718	Federated Hermes Govt Obligations	07/19/2024	Withdrawal	(42,000,000.00)
608919718	Federated Hermes Govt Obligations	07/23/2024	Withdrawal	(12,000,000.00)
608919718	Federated Hermes Govt Obligations	07/25/2024	Withdrawal	(46,000,000.00)
608919718	Federated Hermes Govt Obligations	07/26/2024	Withdrawal	(10,000,000.00)
608919718	Federated Hermes Govt Obligations	07/31/2024	Deposit	150,000,000.00
608919718	Federated Hermes Govt Obligations	07/31/2024	Interest Received	1,380,795.42
	Activity Total		Net Total	(503,619,204.58)
262006208	Dreyfus Government Cash Management	07/31/2024	Deposit	90,000,000.00
262006208	Dreyfus Government Cash Management	07/31/2024	Interest Received	69,020.76
	Activity Total		Net Total	90,069,020.76
85749T517	State Street Institutional U.S. Govt	07/01/2024	Deposit	17,000,000.00
85749T517	State Street Institutional U.S. Govt	07/02/2024	Withdrawal	(175,000,000.00)
85749T517	State Street Institutional U.S. Govt	07/09/2024	Withdrawal	(50,000,000.00)
85749T517	State Street Institutional U.S. Govt	07/11/2024	Withdrawal	(10,000,000.00)
85749T517	State Street Institutional U.S. Govt	07/17/2024	Withdrawal	(75,000,000.00)
85749T517	State Street Institutional U.S. Govt	07/29/2024	Withdrawal	(30,000,000.00)
85749T517	State Street Institutional U.S. Govt	07/30/2024	Withdrawal	(10,000,000.00)
85749T517	State Street Institutional U.S. Govt	07/31/2024	Deposit	200,000,000.00
85749T517	State Street Institutional U.S. Govt	07/31/2024	Interest Received	1,354,910.83
	Activity Total		Net Total	(131,645,089.17)
61747C319	Morgan Stanley Institutional Liquidity	07/05/2024	Withdrawal	(24,000,000.00)
61747C319	Morgan Stanley Institutional Liquidity	07/08/2024	Withdrawal	(22,000,000.00)
61747C319	Morgan Stanley Institutional Liquidity	07/31/2024	Deposit	90,000,000.00
61747C319	Morgan Stanley Institutional Liquidity	07/31/2024	Interest Received	114,116.30
	Activity Total		Net Total	44,114,116.30
0660P0999	Bank of America TTX INV Deposit Acct	07/31/2024	Interest Received	454,003.16
	Activity Total		Net Total	454,003.16