

**Office of the Treasurer & Tax Collector  
City and County of San Francisco**



José Cisneros, Treasurer

Tajel Shah, Chief Assistant Treasurer  
Hubert R White, III CFA, CTP, Chief Investment Officer

Investment Report for the month of March 2024

April 15, 2024

**The Honorable London N. Breed  
Mayor of San Francisco  
City Hall, Room 200  
1 Dr. Carlton B. Goodlett Place  
San Francisco, CA 94102-4638**

**The Honorable Board of Supervisors  
City and County of San Francisco  
City Hall, Room 244  
1 Dr. Carlton B. Goodlett Place  
San Francisco, CA 94102-4638**

Colleagues,

In accordance with the provisions of California State Government Code, Section 53646, we forward this report detailing the City's pooled fund portfolio as of March 31, 2024. These investments provide sufficient liquidity to meet expenditure requirements for the next six months and are in compliance with our statement of investment policy and California Code.

This correspondence and its attachments show the investment activity for the month of March 2024 for the portfolios under the Treasurer's management. All pricing and valuation data is obtained from Interactive Data Corporation.

**CCSF Pooled Fund Investment Earnings Statistics \***

<i>(in \$ million)</i>	<b>Current Month</b>		<b>Prior Month</b>	
	<u>Fiscal YTD</u>	<u>March 2024</u>	<u>Fiscal YTD</u>	<u>February 2024</u>
Average Daily Balance	\$ 15,611	\$ 16,065	\$ 15,552	\$ 15,649
Net Earnings	387.95	48.33	339.62	43.88
Earned Income Return	3.31%	3.55%	3.28%	3.54%

**CCSF Pooled Fund Statistics \***

<i>(in \$ million)</i>	<b>% of Portfolio</b>	<b>Book Value</b>	<b>Market Value</b>	<b>Wtd. Avg. Coupon</b>	<b>Wtd. Avg. YTM</b>	<b>WAM</b>
<b>Investment Type</b>						
U.S. Treasuries	21.70%	\$ 3,551.2	\$ 3,392.1	1.20%	1.51%	616
Federal Agencies	42.67%	6,804.0	6,670.7	3.23%	3.38%	628
Public Time Deposits	0.26%	40.0	40.0	5.34%	5.34%	86
Negotiable CDs	13.32%	2,080.0	2,081.7	5.80%	5.80%	127
Commercial Paper	7.44%	1,164.1	1,163.6	0.00%	5.52%	65
Money Market Funds	10.80%	1,688.3	1,688.3	5.24%	5.24%	1
Supranationals	3.81%	608.1	595.1	2.12%	2.02%	295
<b>Totals</b>	<b>100.0%</b>	<b>\$ 15,935.7</b>	<b>\$ 15,631.5</b>	<b>3.07%</b>	<b>3.61%</b>	<b>438</b>

In the remainder of this report, we provide additional information and analytics at the security-level and portfolio-level, as recommended by the California Debt and Investment Advisory Commission.

Respectfully,

**José Cisneros  
Treasurer**

cc: Treasury Oversight Committee: Aimee Brown, Kevin Kone, Brenda Kwee McNulty  
Ben Rosenfield - Controller, Office of the Controller  
Mark de la Rosa - Director of Audits, Office of the Controller  
Mayor's Office of Public Policy and Finance  
San Francisco County Transportation Authority  
San Francisco Public Library  
San Francisco Health Service System

# Portfolio Summary

## Pooled Fund

As of March 31, 2024

<i>(in \$ million)</i>							
<b>Security Type</b>	<b>Par Value</b>	<b>Book Value</b>	<b>Market Value</b>	<b>Market/Book Price</b>	<b>Current % Allocation</b>	<b>Max. Policy Allocation</b>	<b>Compliant?</b>
U.S. Treasuries	\$ 3,560.0	\$ 3,551.2	\$ 3,392.1	95.52	22.28%	100%	Yes
Federal Agencies	6,812.6	6,804.0	6,670.7	98.04	42.70%	100%	Yes
State & Local Government							
Agency Obligations	-	-	-	-	0.00%	20%	Yes
Public Time Deposits	40.0	40.0	40.0	100.00	0.25%	100%	Yes
Negotiable CDs	2,080.0	2,080.0	2,081.7	100.08	13.05%	30%	Yes
Bankers Acceptances	-	-	-	-	0.00%	40%	Yes
Commercial Paper	1,175.5	1,164.1	1,163.6	99.96	7.30%	25%	Yes
Medium Term Notes	-	-	-	-	0.00%	30%	Yes
Repurchase Agreements	-	-	-	-	0.00%	10%	Yes
Reverse Repurchase/ Securities Lending Agreements	-	-	-	-	0.00%	\$75mm	Yes
Money Market Funds - Government	1,688.3	1,688.3	1,688.3	100.00	10.59%	20%	Yes
LAIF	-	-	-	-	0.00%	\$50mm	Yes
Supranationals	607.7	608.1	595.1	97.86	3.82%	30%	Yes
<b>TOTAL</b>	<b>\$ 15,964.1</b>	<b>\$ 15,935.7</b>	<b>\$ 15,631.5</b>	<b>98.09</b>	<b>100.00%</b>	<b>-</b>	<b>Yes</b>

The City and County of San Francisco uses the following methodology to determine compliance: Compliance is pre-trade and calculated on a book value basis of the overall portfolio value. Cash balances are included in the City's compliance calculations.

Please note the information in this report does not include cash balances. Due to fluctuations in the market value of the securities held in the Pooled Fund and changes in the City's cash position, the allocation limits may be exceeded on a post-trade compliance basis. In these instances, no compliance violation has occurred, as the policy limits were not exceeded prior to trade execution. The full Investment Policy can be found at <https://sftreasurer.org/banking-investments/investments>

Totals may not add due to rounding.

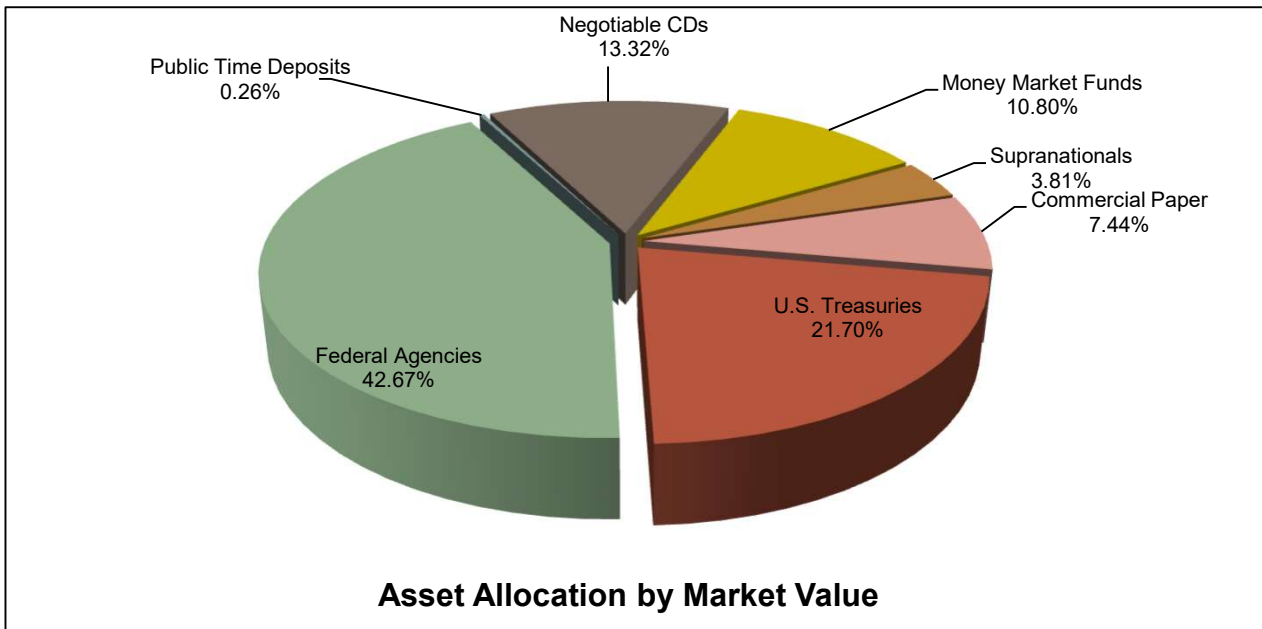
# City and County of San Francisco

## Pooled Fund Portfolio Statistics

For the month ended March 31, 2024

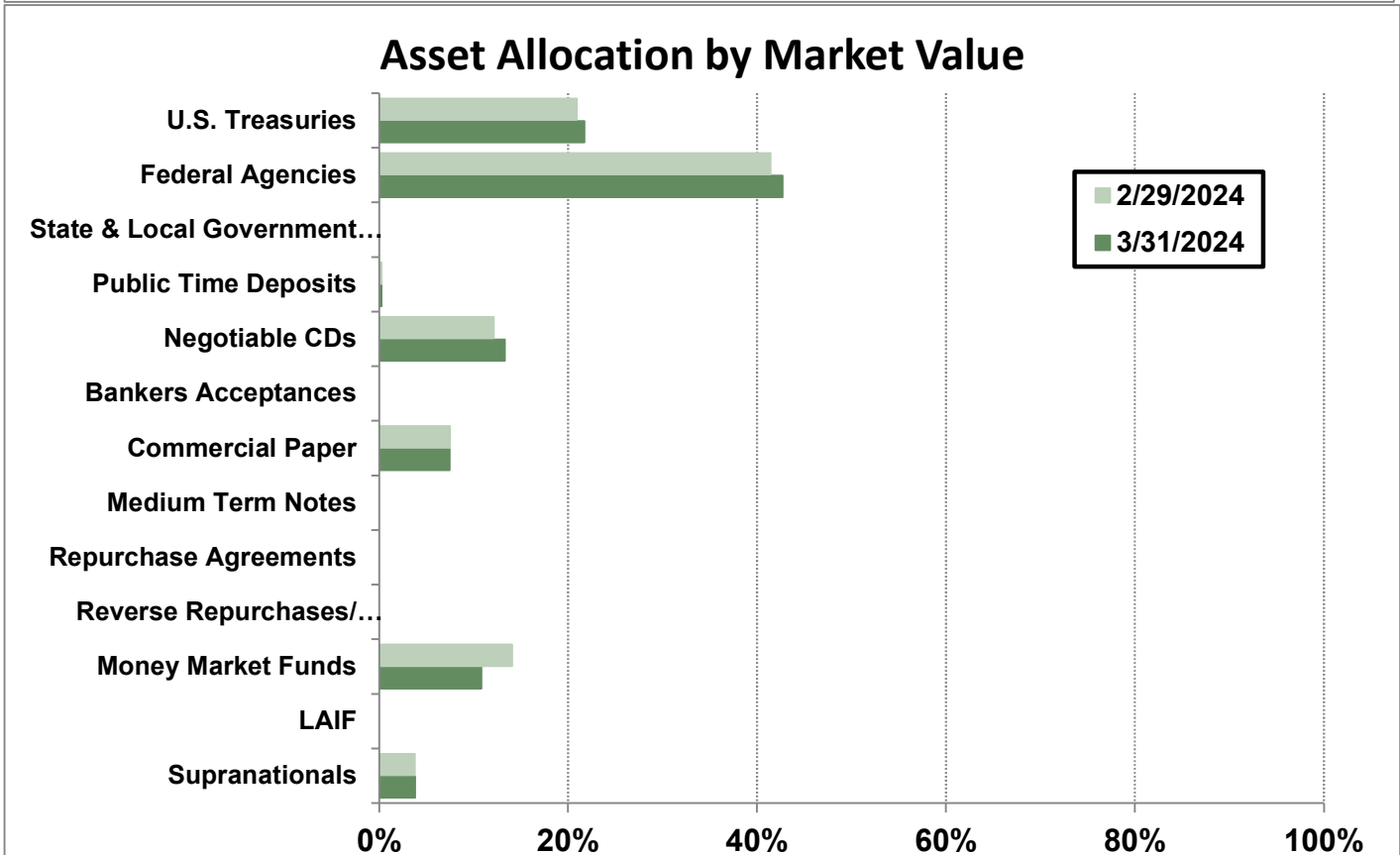
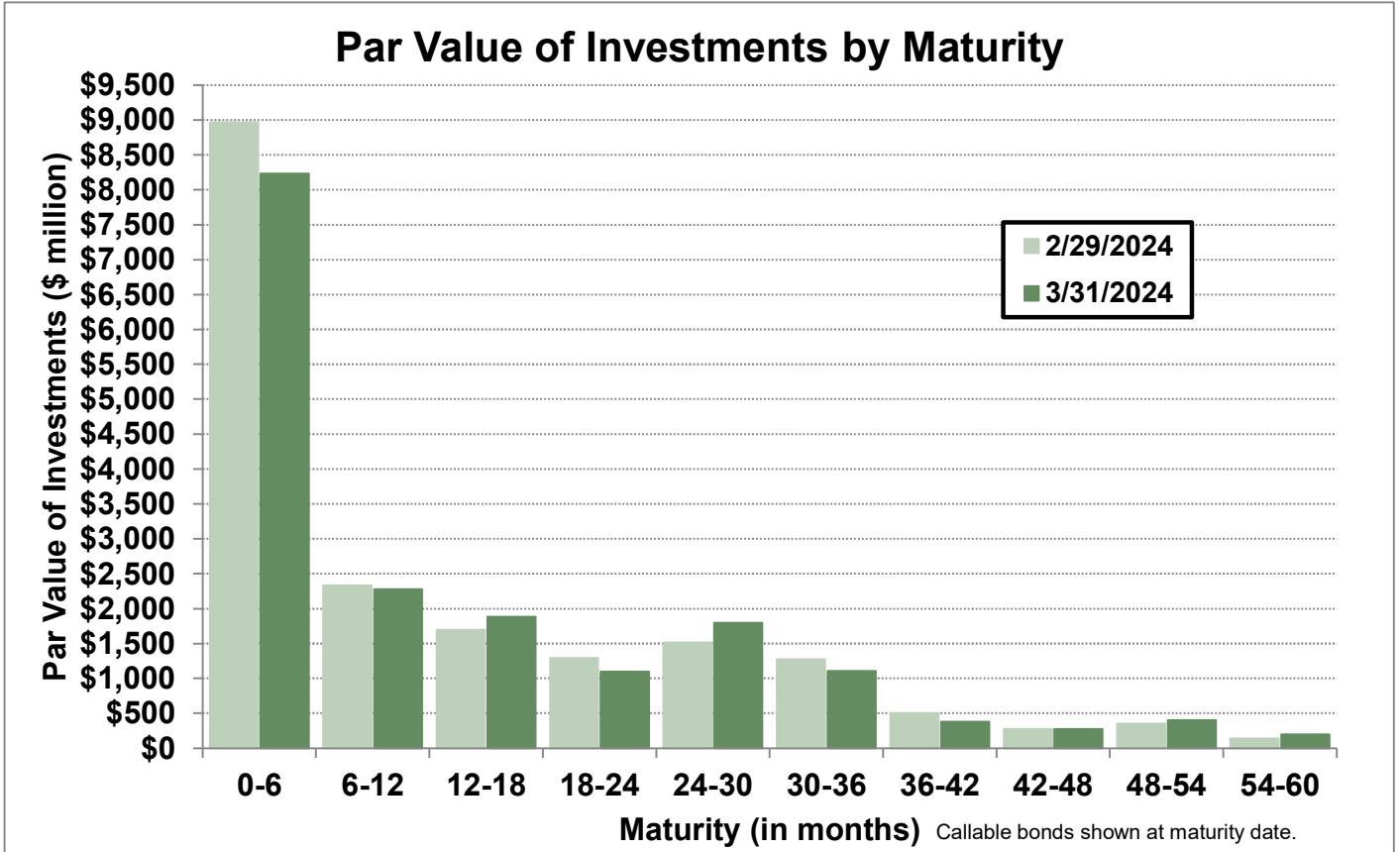
Average Daily Balance	\$16,065,434,898
Net Earnings	\$48,329,017
Earned Income Return	3.55%
Weighted Average Maturity	438 days

Investment Type	(\$ million)	Par Value	Book Value	Market Value
U.S. Treasuries		\$ 3,560.0	\$ 3,551.2	\$ 3,392.1
Federal Agencies		6,812.6	6,804.0	6,670.7
Public Time Deposits		40.0	40.0	40.0
Negotiable CDs		2,080.0	2,080.0	2,081.7
Commercial Paper		1,175.5	1,164.1	1,163.6
Money Market Funds		1,688.3	1,688.3	1,688.3
Supranationals		607.7	608.1	595.1
<b>Total</b>		<b>\$ 15,964.1</b>	<b>\$ 15,935.7</b>	<b>\$ 15,631.5</b>

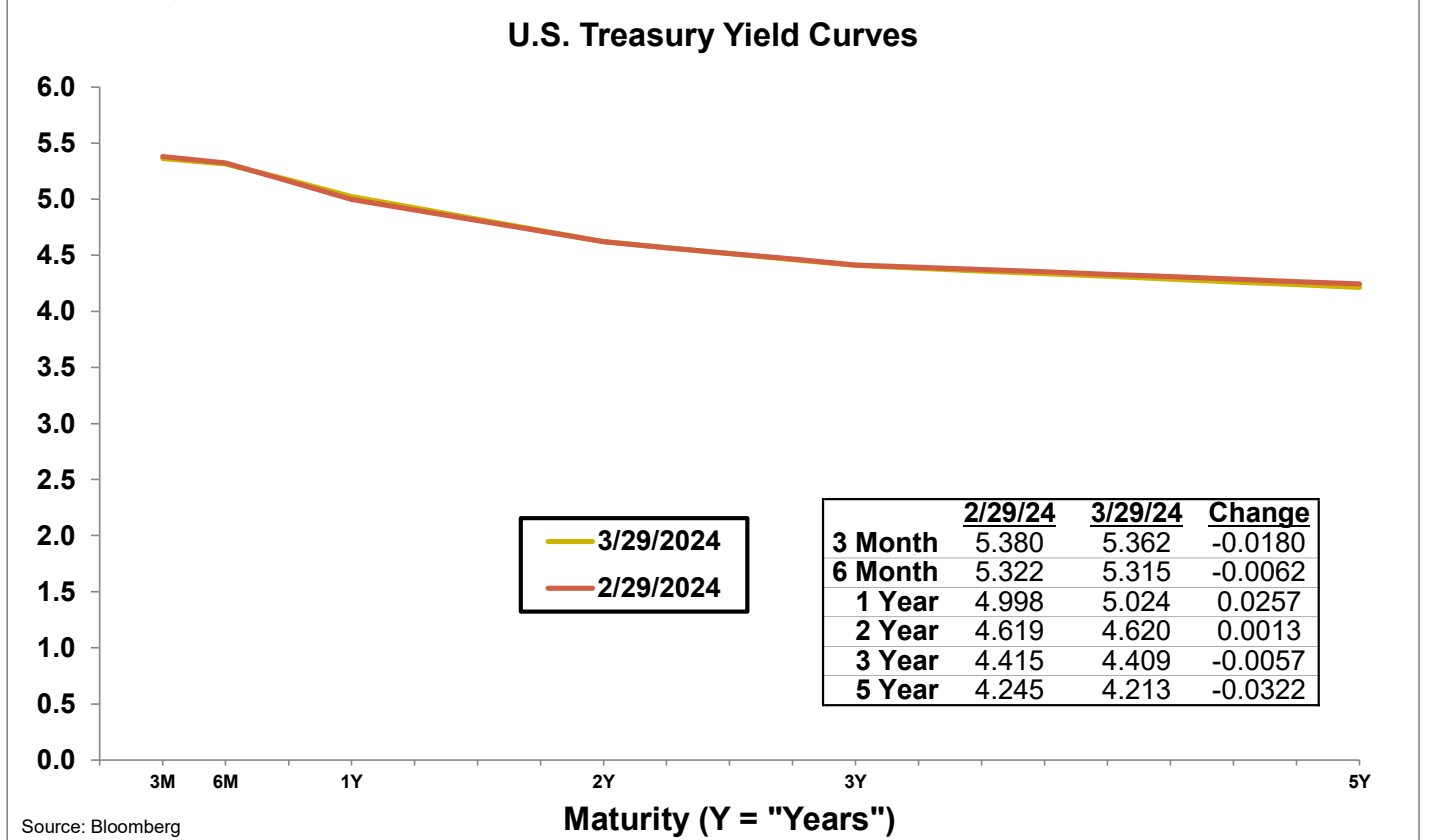
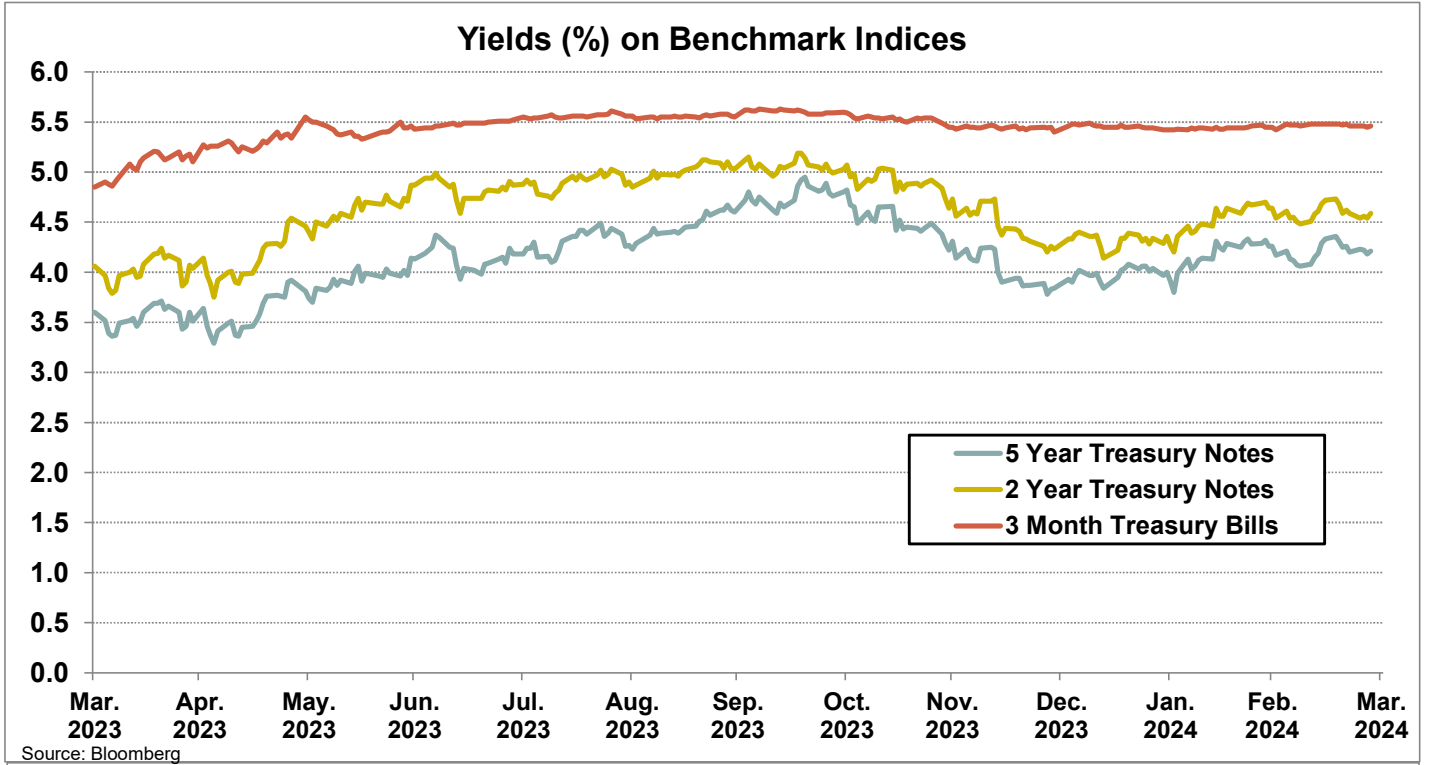


# Portfolio Analysis

## Pooled Fund



# Yield Curves



# Investment Inventory

## Pooled Fund

As of March 31, 2024

Type of Investment	CUSIP	Issuer Name	Maturity		Coupon	Par Value	Original Cost	Amortized	
			Settle Date	Date				Book Value	Market Value
U.S. Treasuries	912797JP3	U.S. Treasury Bill	12/26/2023	4/23/2024	0.00	\$ 100,000,000	\$ 98,274,500	\$ 99,681,000	\$ 99,678,000
U.S. Treasuries	912797JQ1	U.S. Treasury Bill	3/5/2024	4/30/2024	0.00	35,000,000	34,712,457	34,851,094	34,851,600
U.S. Treasuries	91282CCC3	U.S. Treasury Note	7/2/2021	5/15/2024	0.25	50,000,000	49,718,750	49,988,192	49,694,000
U.S. Treasuries	912828XT2	U.S. Treasury Note	7/6/2021	5/31/2024	2.00	50,000,000	52,263,672	50,128,132	49,730,000
U.S. Treasuries	91282CCL3	U.S. Treasury Note	8/6/2021	7/15/2024	0.38	50,000,000	49,998,047	49,999,809	49,292,500
U.S. Treasuries	91282CCL3	U.S. Treasury Note	8/9/2021	7/15/2024	0.38	50,000,000	49,960,938	49,996,170	49,292,500
U.S. Treasuries	91282CCL3	U.S. Treasury Note	4/12/2022	7/15/2024	0.38	50,000,000	47,572,266	49,691,016	49,292,500
U.S. Treasuries	912828Y87	U.S. Treasury Note	3/30/2021	7/31/2024	1.75	50,000,000	52,210,938	50,219,461	49,412,000
U.S. Treasuries	91282CCT6	U.S. Treasury Note	8/25/2021	8/15/2024	0.38	50,000,000	49,898,438	49,987,281	49,089,000
U.S. Treasuries	912797GL5	U.S. Treasury Bill	3/12/2024	9/5/2024	0.00	50,000,000	48,745,832	48,887,546	48,884,000
U.S. Treasuries	912828YM6	U.S. Treasury Note	4/15/2021	10/31/2024	1.50	50,000,000	51,746,094	50,287,195	48,929,500
U.S. Treasuries	912828G38	U.S. Treasury Note	3/9/2021	11/15/2024	2.25	50,000,000	53,160,156	50,534,904	49,094,000
U.S. Treasuries	912828G38	U.S. Treasury Note	3/12/2021	11/15/2024	2.25	50,000,000	53,228,516	50,547,695	49,094,000
U.S. Treasuries	912828YY0	U.S. Treasury Note	3/15/2021	12/31/2024	1.75	50,000,000	52,226,563	50,439,854	48,754,000
U.S. Treasuries	912828Z52	U.S. Treasury Note	3/30/2021	1/31/2025	1.38	50,000,000	51,515,625	50,329,484	48,484,500
U.S. Treasuries	912828Z52	U.S. Treasury Note	4/15/2021	1/31/2025	1.38	50,000,000	51,507,813	50,331,567	48,484,500
U.S. Treasuries	912828ZC7	U.S. Treasury Note	3/15/2021	2/28/2025	1.13	50,000,000	51,011,719	50,232,989	48,246,500
U.S. Treasuries	912828ZC7	U.S. Treasury Note	3/31/2021	2/28/2025	1.13	50,000,000	50,998,047	50,232,412	48,246,500
U.S. Treasuries	912828ZF0	U.S. Treasury Note	4/15/2021	3/31/2025	0.50	50,000,000	49,779,297	49,944,443	47,822,000
U.S. Treasuries	912828ZF0	U.S. Treasury Note	4/19/2021	3/31/2025	0.50	50,000,000	49,839,844	49,959,572	47,822,000
U.S. Treasuries	912828ZL7	U.S. Treasury Note	5/18/2021	4/30/2025	0.38	50,000,000	49,615,234	49,894,943	47,595,500
U.S. Treasuries	912828XB1	U.S. Treasury Note	9/2/2021	5/15/2025	2.13	50,000,000	52,849,609	50,862,687	48,461,000
U.S. Treasuries	912828ZW3	U.S. Treasury Note	3/8/2021	6/30/2025	0.25	50,000,000	49,140,625	49,751,736	47,209,000
U.S. Treasuries	912828ZW3	U.S. Treasury Note	3/9/2021	6/30/2025	0.25	50,000,000	49,042,969	49,723,349	47,209,000
U.S. Treasuries	912828ZW3	U.S. Treasury Note	5/12/2021	6/30/2025	0.25	50,000,000	49,281,250	49,783,423	47,209,000
U.S. Treasuries	912828ZW3	U.S. Treasury Note	5/13/2021	6/30/2025	0.25	50,000,000	49,183,594	49,753,834	47,209,000
U.S. Treasuries	912828ZW3	U.S. Treasury Note	5/18/2021	6/30/2025	0.25	50,000,000	49,253,906	49,774,287	47,209,000
U.S. Treasuries	912828ZW3	U.S. Treasury Note	7/12/2021	6/30/2025	0.25	50,000,000	49,310,547	49,783,505	47,209,000
U.S. Treasuries	912828ZW3	U.S. Treasury Note	8/5/2021	6/30/2025	0.25	50,000,000	49,500,000	49,840,351	47,209,000
U.S. Treasuries	912828ZW3	U.S. Treasury Note	8/6/2021	6/30/2025	0.25	50,000,000	49,406,250	49,810,284	47,209,000
U.S. Treasuries	912828ZW3	U.S. Treasury Note	12/7/2021	6/30/2025	0.25	50,000,000	48,628,906	49,520,486	47,209,000
U.S. Treasuries	91282CHL8	U.S. Treasury Note	2/6/2024	6/30/2025	4.63	50,000,000	49,976,563	49,979,090	49,824,000
U.S. Treasuries	91282CAB7	U.S. Treasury Note	8/5/2021	7/31/2025	0.25	50,000,000	49,458,984	49,819,414	47,041,000
U.S. Treasuries	91282CAB7	U.S. Treasury Note	8/6/2021	7/31/2025	0.25	50,000,000	49,363,281	49,787,323	47,041,000
U.S. Treasuries	91282CFK2	U.S. Treasury Note	10/7/2022	9/15/2025	3.50	50,000,000	48,968,750	49,489,176	49,074,000
U.S. Treasuries	91282CAM3	U.S. Treasury Note	5/12/2021	9/30/2025	0.25	50,000,000	49,109,375	49,695,898	46,732,500
U.S. Treasuries	91282CAM3	U.S. Treasury Note	7/26/2021	9/30/2025	0.25	50,000,000	49,281,250	49,742,530	46,732,500
U.S. Treasuries	91282CAT8	U.S. Treasury Note	2/25/2021	10/31/2025	0.25	50,000,000	49,298,828	49,762,857	46,584,000
U.S. Treasuries	91282CAT8	U.S. Treasury Note	3/2/2021	10/31/2025	0.25	50,000,000	49,078,125	49,687,298	46,584,000
U.S. Treasuries	91282CAT8	U.S. Treasury Note	3/4/2021	10/31/2025	0.25	50,000,000	49,048,828	49,676,982	46,584,000
U.S. Treasuries	91282CBC4	U.S. Treasury Note	2/25/2021	12/31/2025	0.38	50,000,000	49,455,078	49,803,274	46,385,000
U.S. Treasuries	91282CBC4	U.S. Treasury Note	2/26/2021	12/31/2025	0.38	50,000,000	49,271,484	49,736,845	46,385,000
U.S. Treasuries	91282CBW0	U.S. Treasury Note	6/28/2021	4/30/2026	0.75	50,000,000	49,662,109	49,854,862	46,205,000
U.S. Treasuries	91282CBW0	U.S. Treasury Note	7/2/2021	4/30/2026	0.75	50,000,000	49,730,469	49,883,962	46,205,000
U.S. Treasuries	912828R36	U.S. Treasury Note	7/23/2021	5/15/2026	1.63	50,000,000	52,203,125	50,970,529	47,008,000
U.S. Treasuries	912828R36	U.S. Treasury Note	8/27/2021	5/15/2026	1.63	50,000,000	51,890,625	50,849,793	47,008,000
U.S. Treasuries	91282CCJ8	U.S. Treasury Note	7/2/2021	6/30/2026	0.88	50,000,000	49,931,641	49,969,268	46,115,500
U.S. Treasuries	91282CCJ8	U.S. Treasury Note	7/14/2021	6/30/2026	0.88	50,000,000	50,070,313	50,031,819	46,115,500
U.S. Treasuries	91282CCJ8	U.S. Treasury Note	7/22/2021	6/30/2026	0.88	50,000,000	50,345,703	50,157,138	46,115,500

# Investment Inventory

## Pooled Fund

Type of Investment	CUSIP	Issuer Name	Settle Date	Maturity		Par Value	Original Cost	Amortized		
				Date	Coupon			Book Value	Market Value	
U.S. Treasuries	91282CCJ8	U.S. Treasury Note	7/22/2021	6/30/2026	0.88	50,000,000	50,328,125	50,149,148	46,115,500	
U.S. Treasuries	91282CCJ8	U.S. Treasury Note	8/6/2021	6/30/2026	0.88	50,000,000	50,406,250	50,186,207	46,115,500	
U.S. Treasuries	91282CCJ8	U.S. Treasury Note	8/10/2021	6/30/2026	0.88	50,000,000	50,240,234	50,110,360	46,115,500	
U.S. Treasuries	91282CCJ8	U.S. Treasury Note	9/24/2021	6/30/2026	0.88	50,000,000	49,937,500	49,970,546	46,115,500	
U.S. Treasuries	91282CCJ8	U.S. Treasury Note	10/14/2021	6/30/2026	0.88	50,000,000	49,593,750	49,806,323	46,115,500	
U.S. Treasuries	91282CCJ8	U.S. Treasury Note	1/4/2022	6/30/2026	0.88	50,000,000	49,027,344	49,513,078	46,115,500	
U.S. Treasuries	91282CCW9	U.S. Treasury Note	9/28/2021	8/31/2026	0.75	50,000,000	49,449,219	49,729,817	45,720,500	
U.S. Treasuries	91282CCZ2	U.S. Treasury Note	10/8/2021	9/30/2026	0.88	50,000,000	49,689,453	49,844,214	45,773,500	
U.S. Treasuries	91282CCZ2	U.S. Treasury Note	10/8/2021	9/30/2026	0.88	50,000,000	49,671,875	49,835,396	45,773,500	
U.S. Treasuries	91282CCZ2	U.S. Treasury Note	10/19/2021	9/30/2026	0.88	50,000,000	49,318,359	49,655,973	45,773,500	
U.S. Treasuries	91282CDK4	U.S. Treasury Note	12/3/2021	11/30/2026	1.25	50,000,000	50,072,266	50,038,571	45,990,500	
U.S. Treasuries	91282CDK4	U.S. Treasury Note	12/7/2021	11/30/2026	1.25	50,000,000	50,117,188	50,062,685	45,990,500	
U.S. Treasuries	91282CDK4	U.S. Treasury Note	3/29/2022	11/30/2026	1.25	50,000,000	47,078,125	48,334,514	45,990,500	
U.S. Treasuries	91282CDQ1	U.S. Treasury Note	3/29/2022	12/31/2026	1.25	50,000,000	47,107,422	48,329,029	45,918,000	
U.S. Treasuries	91282CEF4	U.S. Treasury Note	4/6/2022	3/31/2027	2.50	25,000,000	24,757,813	24,854,421	23,678,750	
U.S. Treasuries	91282CEW7	U.S. Treasury Note	3/21/2024	6/30/2027	3.25	50,000,000	48,203,125	48,219,651	48,304,500	
U.S. Treasuries	91282CHK0	U.S. Treasury Note	1/5/2024	6/30/2028	4.00	50,000,000	49,974,609	49,975,958	49,470,500	
U.S. Treasuries	91282CHK0	U.S. Treasury Note	1/18/2024	6/30/2028	4.00	50,000,000	49,927,734	49,931,025	49,470,500	
U.S. Treasuries	91282CHK0	U.S. Treasury Note	1/18/2024	6/30/2028	4.00	50,000,000	49,904,297	49,908,655	49,470,500	
U.S. Treasuries	91282CHK0	U.S. Treasury Note	2/6/2024	6/30/2028	4.00	50,000,000	49,677,734	49,688,771	49,470,500	
U.S. Treasuries	91282CHK0	U.S. Treasury Note	2/27/2024	6/30/2028	4.00	50,000,000	49,298,828	49,313,869	49,470,500	
U.S. Treasuries	91282CHX2	U.S. Treasury Note	12/12/2023	8/31/2028	4.38	50,000,000	50,115,234	50,107,815	50,232,500	
<b>Subtotals</b>						<b>1.20</b>	<b>\$ 3,560,000,000</b>	<b>\$ 3,553,623,414</b>	<b>\$ 3,551,232,784</b>	<b>\$ 3,392,062,350</b>
Federal Agencies	3133EMWV0	Federal Farm Credit Bank	5/4/2021	4/22/2024	0.35	\$ 16,545,000	\$ 16,549,633	\$ 16,545,090	\$ 16,499,005	
Federal Agencies	3133EMWV0	Federal Farm Credit Bank	5/4/2021	4/22/2024	0.35	29,424,000	29,432,239	29,424,160	29,342,201	
Federal Agencies	3133EMWV0	Federal Farm Credit Bank	5/4/2021	4/22/2024	0.35	39,000,000	39,010,920	39,010,212	38,891,580	
Federal Agencies	3133ENWP1	Federal Farm Credit Bank	5/16/2022	5/16/2024	2.63	45,000,000	44,939,250	44,996,260	44,847,000	
Federal Agencies	3133ENWP1	Federal Farm Credit Bank	5/16/2022	5/16/2024	2.63	50,000,000	49,932,500	49,995,845	49,830,000	
Federal Agencies	3133ENYH7	Federal Farm Credit Bank	6/10/2022	6/10/2024	2.63	100,000,000	99,871,000	99,987,647	99,500,000	
Federal Agencies	3130A1XJ2	Federal Home Loan Bank	5/18/2022	6/14/2024	2.88	15,955,000	16,008,449	15,960,218	15,877,778	
Federal Agencies	3130A1XJ2	Federal Home Loan Bank	5/18/2022	6/14/2024	2.88	17,980,000	18,043,829	17,986,231	17,892,977	
Federal Agencies	3130A1XJ2	Federal Home Loan Bank	5/12/2022	6/14/2024	2.88	25,500,000	25,552,530	25,505,088	25,376,580	
Federal Agencies	3130A1XJ2	Federal Home Loan Bank	5/16/2022	6/14/2024	2.88	50,000,000	50,204,000	50,019,863	49,758,000	
Federal Agencies	3130ASHK8	Federal Home Loan Bank	7/22/2022	6/14/2024	3.13	28,000,000	27,904,520	27,989,804	27,874,560	
Federal Agencies	3130ASHK8	Federal Home Loan Bank	7/22/2022	6/14/2024	3.13	28,210,000	28,114,932	28,199,848	28,083,619	
Federal Agencies	3133ENYX2	Federal Farm Credit Bank	6/17/2022	6/17/2024	3.25	25,000,000	24,970,500	24,996,893	24,892,000	
Federal Agencies	3133ENYX2	Federal Farm Credit Bank	6/17/2022	6/17/2024	3.25	25,000,000	24,970,750	24,996,919	24,892,000	
Federal Agencies	3133ENYX2	Federal Farm Credit Bank	6/17/2022	6/17/2024	3.25	50,000,000	49,970,000	49,996,840	49,784,000	
Federal Agencies	3133ENZS2	Federal Farm Credit Bank	6/28/2022	6/28/2024	3.10	25,000,000	24,987,500	24,998,495	24,856,250	
Federal Agencies	3133ENZS2	Federal Farm Credit Bank	6/28/2022	6/28/2024	3.10	25,000,000	24,986,500	24,998,375	24,856,250	
Federal Agencies	3133ENZS2	Federal Farm Credit Bank	6/28/2022	6/28/2024	3.10	50,000,000	49,973,000	49,996,750	49,712,500	
Federal Agencies	313384YV5	Federal Home Loan Bank Discount	10/31/2023	7/1/2024	0.00	25,000,000	24,111,264	24,668,545	24,662,500	
Federal Agencies	313384YV5	Federal Home Loan Bank Discount	10/31/2023	7/1/2024	0.00	25,000,000	24,111,264	24,668,545	24,662,500	
Federal Agencies	313384YV5	Federal Home Loan Bank Discount	10/31/2023	7/1/2024	0.00	25,000,000	24,111,264	24,668,545	24,662,500	
Federal Agencies	313384YZ6	Federal Home Loan Bank Discount	2/21/2024	7/5/2024	0.00	25,000,000	24,518,125	24,660,903	24,648,250	
Federal Agencies	3130ASME6	Federal Home Loan Bank	7/8/2022	7/8/2024	3.00	10,000,000	9,980,600	9,997,399	9,937,200	
Federal Agencies	3130ASME6	Federal Home Loan Bank	7/8/2022	7/8/2024	3.00	15,000,000	14,970,900	14,996,099	14,905,800	
Federal Agencies	3130ASME6	Federal Home Loan Bank	7/8/2022	7/8/2024	3.00	17,500,000	17,466,050	17,495,449	17,390,100	
Federal Agencies	313384ZT9	Federal Home Loan Bank Discount	2/21/2024	7/23/2024	0.00	15,000,000	14,674,238	14,759,404	14,750,700	

# Investment Inventory

## Pooled Fund

Type of Investment	CUSIP	Issuer Name	Maturity			Par Value	Original Cost	Amortized	
			Settle Date	Date	Coupon			Book Value	Market Value
Federal Agencies	3133EMV25	Federal Farm Credit Bank	8/6/2021	7/23/2024	0.45	50,000,000	50,092,000	50,009,608	49,264,500
Federal Agencies	3133EPBF1	Federal Farm Credit Bank	2/21/2023	8/21/2024	4.88	10,000,000	9,995,700	9,984,884	9,984,600
Federal Agencies	3133EPBF1	Federal Farm Credit Bank	2/21/2023	8/21/2024	4.88	20,000,000	19,992,000	19,997,923	19,969,200
Federal Agencies	3133EPBF1	Federal Farm Credit Bank	2/21/2023	8/21/2024	4.88	25,000,000	24,990,000	24,997,404	24,961,500
Federal Agencies	3133ENJ84	Federal Farm Credit Bank	8/26/2022	8/26/2024	3.38	50,000,000	49,916,500	49,983,209	49,631,000
Federal Agencies	3130ATVD6	Federal Home Loan Bank	11/10/2022	9/13/2024	4.88	50,000,000	50,062,000	50,015,201	49,902,500
Federal Agencies	3133EM5X6	Federal Farm Credit Bank	9/23/2021	9/23/2024	0.43	25,000,000	24,974,750	24,995,968	24,460,750
Federal Agencies	3133EM5X6	Federal Farm Credit Bank	9/23/2021	9/23/2024	0.43	50,000,000	49,949,500	49,991,937	48,921,500
Federal Agencies	3133EM5X6	Federal Farm Credit Bank	9/23/2021	9/23/2024	0.43	50,000,000	49,949,500	49,991,937	48,921,500
Federal Agencies	3133ENP79	Federal Farm Credit Bank	9/26/2022	9/26/2024	4.25	50,000,000	49,996,000	49,999,026	49,765,500
Federal Agencies	3130ATT31	Federal Home Loan Bank	11/1/2022	10/3/2024	4.50	50,000,000	49,860,500	49,963,237	49,806,500
Federal Agencies	3135GAFY2	Fannie Mae	4/3/2023	10/3/2024	5.32	25,000,000	25,000,000	25,000,000	24,979,250
Federal Agencies	3135GAFY2	Fannie Mae	4/3/2023	10/3/2024	5.32	25,000,000	25,000,000	25,000,000	24,979,250
Federal Agencies	3135GAFY2	Fannie Mae	4/3/2023	10/3/2024	5.32	50,000,000	50,000,000	50,000,000	49,958,500
Federal Agencies	313384K32	Federal Home Loan Bank Discount	3/26/2024	10/11/2024	0.00	25,000,000	24,306,264	24,327,181	24,317,250
Federal Agencies	3133EPHD0	Federal Farm Credit Bank	4/28/2023	10/28/2024	4.50	20,000,000	19,968,400	19,987,913	19,939,400
Federal Agencies	3133EPHD0	Federal Farm Credit Bank	4/28/2023	10/28/2024	4.50	25,000,000	24,959,000	24,984,317	24,924,250
Federal Agencies	3133ENEJ5	Federal Farm Credit Bank	11/18/2021	11/18/2024	0.88	10,000,000	9,988,500	9,997,576	9,733,400
Federal Agencies	3133ENEJ5	Federal Farm Credit Bank	11/18/2021	11/18/2024	0.88	10,000,000	9,988,500	9,997,576	9,733,400
Federal Agencies	3133ENEJ5	Federal Farm Credit Bank	11/18/2021	11/18/2024	0.88	50,000,000	49,942,500	49,987,881	48,667,000
Federal Agencies	3133ENZ94	Federal Farm Credit Bank	11/18/2022	11/18/2024	4.50	25,000,000	24,973,500	24,991,626	24,889,750
Federal Agencies	3133ELCP7	Federal Farm Credit Bank	12/3/2019	12/3/2024	1.63	25,000,000	24,960,000	24,994,614	24,427,000
Federal Agencies	3133ENGQ7	Federal Farm Credit Bank	12/9/2021	12/9/2024	0.92	50,000,000	49,985,000	49,996,551	48,590,500
Federal Agencies	3133ENGQ7	Federal Farm Credit Bank	12/9/2021	12/9/2024	0.92	50,000,000	49,963,000	49,991,493	48,590,500
Federal Agencies	3133EN4N7	Federal Farm Credit Bank	12/20/2022	12/20/2024	4.25	10,000,000	9,982,900	9,993,848	9,937,400
Federal Agencies	3133EN4N7	Federal Farm Credit Bank	12/20/2022	12/20/2024	4.25	25,000,000	24,954,500	24,983,630	24,843,500
Federal Agencies	3133EN4N7	Federal Farm Credit Bank	12/20/2022	12/20/2024	4.25	25,000,000	24,954,500	24,983,630	24,843,500
Federal Agencies	3135GAG39	Fannie Mae	3/30/2023	12/30/2024	5.38	25,000,000	25,000,000	25,000,000	24,964,250
Federal Agencies	3135GAG39	Fannie Mae	3/30/2023	12/30/2024	5.38	25,000,000	25,000,000	25,000,000	24,964,250
Federal Agencies	3135GAG39	Fannie Mae	3/30/2023	12/30/2024	5.38	25,000,000	25,000,000	25,000,000	24,964,250
Federal Agencies	3135GAG39	Fannie Mae	3/30/2023	12/30/2024	5.38	25,000,000	25,000,000	25,000,000	24,964,250
Federal Agencies	3133ENKS8	Federal Farm Credit Bank	1/11/2022	1/6/2025	1.13	20,000,000	19,955,000	19,988,451	19,399,000
Federal Agencies	3133ENKS8	Federal Farm Credit Bank	1/11/2022	1/6/2025	1.13	25,000,000	24,943,750	24,985,564	24,248,750
Federal Agencies	3133ENKS8	Federal Farm Credit Bank	1/11/2022	1/6/2025	1.13	25,000,000	24,943,750	24,985,564	24,248,750
Federal Agencies	3135G0X24	Fannie Mae	4/21/2021	1/7/2025	1.63	39,060,000	40,632,556	39,385,636	38,028,816
Federal Agencies	3133ENZ37	Federal Farm Credit Bank	11/10/2022	1/10/2025	4.88	10,000,000	9,999,400	9,999,785	9,977,400
Federal Agencies	3133ENZ37	Federal Farm Credit Bank	11/10/2022	1/10/2025	4.88	20,000,000	19,998,800	19,999,570	19,954,800
Federal Agencies	3133ENZ37	Federal Farm Credit Bank	11/10/2022	1/10/2025	4.88	20,000,000	19,999,580	19,999,849	19,954,800
Federal Agencies	3130B0MZ9	Federal Home Loan Bank	3/27/2024	1/27/2025	5.10	115,000,000	115,000,000	115,000,000	114,990,800
Federal Agencies	3133EPAG0	Federal Farm Credit Bank	2/10/2023	2/10/2025	4.25	10,000,000	9,947,200	9,929,248	9,929,300
Federal Agencies	3133EPAG0	Federal Farm Credit Bank	2/10/2023	2/10/2025	4.25	29,875,000	29,716,065	29,806,512	29,663,784
Federal Agencies	3137EAEP0	Freddie Mac	2/14/2020	2/12/2025	1.50	5,000,000	4,996,150	4,999,331	4,847,150
Federal Agencies	3137EAEP0	Freddie Mac	2/14/2020	2/12/2025	1.50	5,000,000	4,996,150	4,999,331	4,847,150
Federal Agencies	3137EAEP0	Freddie Mac	2/14/2020	2/12/2025	1.50	5,000,000	4,996,150	4,999,331	4,847,150
Federal Agencies	3137EAEP0	Freddie Mac	2/14/2020	2/12/2025	1.50	15,000,000	14,988,450	14,997,994	14,541,450
Federal Agencies	3137EAEP0	Freddie Mac	2/14/2020	2/12/2025	1.50	50,000,000	49,961,500	49,993,313	48,471,500
Federal Agencies	3137EAEP0	Freddie Mac	4/21/2021	2/12/2025	1.50	53,532,000	55,450,052	53,968,484	51,895,527
Federal Agencies	3130AUVZ4	Federal Home Loan Bank	2/13/2023	2/13/2025	4.50	50,000,000	49,921,500	49,965,851	49,762,500
Federal Agencies	3130AV7L0	Federal Home Loan Bank	3/3/2023	2/28/2025	5.00	25,000,000	24,967,000	24,984,905	24,964,250
Federal Agencies	3130AV7L0	Federal Home Loan Bank	3/3/2023	2/28/2025	5.00	35,000,000	34,953,800	34,978,867	34,949,950



# Investment Inventory

## Pooled Fund

Type of Investment	CUSIP	Issuer Name	Maturity			Par Value	Original Cost	Amortized	
			Settle Date	Date	Coupon			Book Value	Market Value
Federal Agencies	3133ELQY3	Federal Farm Credit Bank	3/23/2020	3/3/2025	1.21	16,000,000	15,990,720	15,998,273	15,456,960
Federal Agencies	3133ELQY3	Federal Farm Credit Bank	3/23/2020	3/3/2025	1.21	24,000,000	23,964,240	23,993,347	23,185,440
Federal Agencies	3133EMWT5	Federal Farm Credit Bank	4/21/2021	4/21/2025	0.60	50,000,000	49,973,500	49,993,017	47,847,000
Federal Agencies	3135G03U5	Fannie Mae	12/8/2021	4/22/2025	0.63	37,938,000	37,367,792	37,759,202	36,223,582
Federal Agencies	3135G03U5	Fannie Mae	7/12/2021	4/22/2025	0.63	50,000,000	50,108,000	50,030,209	47,740,500
Federal Agencies	3135G03U5	Fannie Mae	12/8/2021	4/22/2025	0.63	50,000,000	49,243,950	49,762,928	47,740,500
Federal Agencies	3133ENXE5	Federal Farm Credit Bank	5/23/2022	5/23/2025	2.85	6,000,000	5,991,600	5,996,804	5,866,560
Federal Agencies	3133ENXE5	Federal Farm Credit Bank	5/23/2022	5/23/2025	2.85	20,000,000	19,972,000	19,989,347	19,555,200
Federal Agencies	3130AWER7	Federal Home Loan Bank	6/12/2023	6/6/2025	4.63	10,000,000	9,991,700	9,995,066	9,963,600
Federal Agencies	3130AWER7	Federal Home Loan Bank	6/12/2023	6/6/2025	4.63	15,000,000	14,987,550	14,992,599	14,945,400
Federal Agencies	3130AWER7	Federal Home Loan Bank	6/12/2023	6/6/2025	4.63	25,000,000	24,979,250	24,987,664	24,909,000
Federal Agencies	3130AWER7	Federal Home Loan Bank	6/12/2023	6/6/2025	4.63	52,000,000	51,956,840	51,974,342	51,810,720
Federal Agencies	3130ASG86	Federal Home Loan Bank	8/4/2022	6/13/2025	3.38	11,940,000	12,000,178	11,965,247	11,729,975
Federal Agencies	3130ASG86	Federal Home Loan Bank	8/3/2022	6/13/2025	3.38	12,700,000	12,806,045	12,744,448	12,476,607
Federal Agencies	3130ATST5	Federal Home Loan Bank	5/10/2023	6/13/2025	4.38	3,000,000	3,012,270	3,012,025	2,981,730
Federal Agencies	3130ATST5	Federal Home Loan Bank	5/8/2023	6/13/2025	4.38	9,915,000	9,975,878	9,949,765	9,854,618
Federal Agencies	3130ATST5	Federal Home Loan Bank	5/8/2023	6/13/2025	4.38	10,000,000	10,065,000	10,037,119	9,939,100
Federal Agencies	3130ATST5	Federal Home Loan Bank	5/11/2023	6/13/2025	4.38	10,000,000	10,036,000	10,020,639	9,939,100
Federal Agencies	3130ATST5	Federal Home Loan Bank	5/17/2023	6/13/2025	4.38	24,000,000	24,079,440	24,045,903	23,853,840
Federal Agencies	3130ATST5	Federal Home Loan Bank	5/9/2023	6/13/2025	4.38	25,500,000	25,624,695	25,571,301	25,344,705
Federal Agencies	3130AWLY4	Federal Home Loan Bank	7/25/2023	6/13/2025	5.13	10,800,000	10,818,036	10,811,466	10,820,196
Federal Agencies	3130AWLY4	Federal Home Loan Bank	7/25/2023	6/13/2025	5.13	48,150,000	48,241,967	48,208,463	48,240,041
Federal Agencies	3133EN4B3	Federal Farm Credit Bank	12/13/2022	6/13/2025	4.25	15,000,000	14,988,383	14,994,427	14,897,250
Federal Agencies	3133EN4B3	Federal Farm Credit Bank	12/13/2022	6/13/2025	4.25	15,000,000	14,989,800	14,995,107	14,897,250
Federal Agencies	3133EN4B3	Federal Farm Credit Bank	12/13/2022	6/13/2025	4.25	15,000,000	14,989,050	14,994,747	14,897,250
Federal Agencies	3133ENYQ7	Federal Farm Credit Bank	6/13/2022	6/13/2025	2.95	50,000,000	49,975,500	49,990,209	48,889,500
Federal Agencies	3135G04Z3	Fannie Mae	12/8/2021	6/17/2025	0.50	4,655,000	4,556,640	4,621,220	4,415,500
Federal Agencies	3135G04Z3	Fannie Mae	12/8/2021	6/17/2025	0.50	10,000,000	9,789,600	9,927,741	9,485,500
Federal Agencies	3130AN4A5	Federal Home Loan Bank	7/12/2021	6/30/2025	0.70	17,680,000	17,734,631	17,697,155	16,791,934
Federal Agencies	3133EPKA2	Federal Farm Credit Bank	5/18/2023	8/18/2025	4.00	25,000,000	24,982,000	24,988,977	24,734,750
Federal Agencies	3133EPKA2	Federal Farm Credit Bank	5/18/2023	8/18/2025	4.00	26,500,000	26,483,835	26,490,101	26,218,835
Federal Agencies	3133EPKA2	Federal Farm Credit Bank	5/18/2023	8/18/2025	4.00	30,000,000	29,981,700	29,988,793	29,681,700
Federal Agencies	3135G05X7	Fannie Mae	3/4/2021	8/25/2025	0.38	25,000,000	24,684,250	24,901,316	23,497,750
Federal Agencies	3135G05X7	Fannie Mae	2/25/2021	8/25/2025	0.38	72,500,000	71,862,000	72,301,451	68,143,475
Federal Agencies	3130B0AD1	Federal Home Loan Bank	3/4/2024	9/4/2025	5.50	25,000,000	25,000,000	25,000,000	25,004,500
Federal Agencies	3130B0AD1	Federal Home Loan Bank	3/4/2024	9/4/2025	5.50	25,000,000	25,000,000	25,000,000	25,004,500
Federal Agencies	3130B0AD1	Federal Home Loan Bank	3/4/2024	9/4/2025	5.50	25,000,000	25,000,000	25,000,000	25,004,500
Federal Agencies	3130B0AD1	Federal Home Loan Bank	3/4/2024	9/4/2025	5.50	25,000,000	25,000,000	25,000,000	25,004,500
Federal Agencies	3130A8ZQ9	Federal Home Loan Bank	11/2/2021	9/12/2025	1.75	10,295,000	10,575,333	10,400,175	9,852,727
Federal Agencies	3133EPVY8	Federal Farm Credit Bank	9/15/2023	9/15/2025	5.00	8,230,000	8,224,074	8,225,688	8,241,440
Federal Agencies	3133EPVY8	Federal Farm Credit Bank	9/15/2023	9/15/2025	5.00	15,000,000	14,981,850	14,986,791	15,020,850
Federal Agencies	3133EPVY8	Federal Farm Credit Bank	9/15/2023	9/15/2025	5.00	20,000,000	19,975,800	19,982,388	20,027,800
Federal Agencies	3137EAEX3	Freddie Mac	3/4/2021	9/23/2025	0.38	22,600,000	22,295,352	22,501,136	21,173,262
Federal Agencies	3133EPDL6	Federal Farm Credit Bank	3/15/2023	10/1/2025	4.85	50,000,000	50,000,000	50,000,000	50,033,000
Federal Agencies	3133EPYW9	Federal Farm Credit Bank	10/20/2023	10/20/2025	5.13	24,000,000	23,923,440	23,940,616	24,119,760
Federal Agencies	3133EPYW9	Federal Farm Credit Bank	10/20/2023	10/20/2025	5.13	25,000,000	24,985,500	24,988,753	25,124,750
Federal Agencies	3133EPYW9	Federal Farm Credit Bank	10/20/2023	10/20/2025	5.13	35,000,000	34,972,350	34,978,553	35,174,650
Federal Agencies	3133EPYW9	Federal Farm Credit Bank	10/20/2023	10/20/2025	5.13	50,000,000	49,972,000	49,972,282	50,249,500
Federal Agencies	3133ENEG1	Federal Farm Credit Bank	11/17/2021	11/17/2025	1.05	39,675,000	39,622,232	39,653,510	37,333,778
Federal Agencies	3133ENEG1	Federal Farm Credit Bank	11/17/2021	11/17/2025	1.05	55,000,000	54,923,000	54,968,641	51,754,450

# Investment Inventory

## Pooled Fund

Type of Investment	CUSIP	Issuer Name	Maturity			Par Value	Original Cost	Amortized	
			Settle Date	Date	Coupon			Book Value	Market Value
Federal Agencies	3133ENHM5	Federal Farm Credit Bank	12/16/2021	12/16/2025	1.17	45,000,000	44,954,100	44,980,396	42,337,800
Federal Agencies	3133ENHM5	Federal Farm Credit Bank	12/16/2021	12/16/2025	1.17	50,000,000	49,949,000	49,978,218	47,042,000
Federal Agencies	3133EN5E6	Federal Farm Credit Bank	12/29/2022	12/29/2025	4.00	15,000,000	14,954,700	14,973,671	14,796,300
Federal Agencies	3133EN5E6	Federal Farm Credit Bank	12/29/2022	12/29/2025	4.00	20,000,000	19,939,600	19,964,895	19,728,400
Federal Agencies	3133EN5E6	Federal Farm Credit Bank	12/29/2022	12/29/2025	4.00	25,000,000	24,923,750	24,955,683	24,660,500
Federal Agencies	3133EN6A3	Federal Farm Credit Bank	1/13/2023	1/13/2026	4.00	20,000,000	19,982,400	19,989,530	19,745,600
Federal Agencies	3133EN6A3	Federal Farm Credit Bank	1/13/2023	1/13/2026	4.00	30,000,000	29,977,200	29,986,436	29,618,400
Federal Agencies	3130AUTC8	Federal Home Loan Bank	2/9/2023	2/6/2026	4.01	21,100,000	20,985,427	21,029,139	20,807,554
Federal Agencies	3133EPJX4	Federal Farm Credit Bank	5/17/2023	2/17/2026	3.63	25,000,000	24,928,500	24,951,221	24,525,500
Federal Agencies	3133EPJX4	Federal Farm Credit Bank	5/17/2023	2/17/2026	3.63	30,000,000	29,905,500	29,935,530	29,430,600
Federal Agencies	3133EPBJ3	Federal Farm Credit Bank	2/23/2023	2/23/2026	4.38	25,000,000	24,953,500	24,970,598	24,859,750
Federal Agencies	3133EPBJ3	Federal Farm Credit Bank	2/23/2023	2/23/2026	4.38	28,000,000	27,954,080	27,970,965	27,842,920
Federal Agencies	3133EPBJ3	Federal Farm Credit Bank	2/23/2023	2/23/2026	4.38	50,000,000	49,918,000	49,948,151	49,719,500
Federal Agencies	3133ENJ35	Federal Farm Credit Bank	8/25/2022	2/25/2026	3.32	35,000,000	34,957,650	34,977,005	34,136,900
Federal Agencies	3130AXB31	Federal Home Loan Bank	11/2/2023	3/13/2026	4.88	10,000,000	9,953,900	9,951,976	10,036,800
Federal Agencies	3130AXB31	Federal Home Loan Bank	11/2/2023	3/13/2026	4.88	10,000,000	9,950,700	9,959,336	10,036,800
Federal Agencies	3130AXB31	Federal Home Loan Bank	11/2/2023	3/13/2026	4.88	10,000,000	9,950,700	9,959,336	10,036,800
Federal Agencies	3133EMZ21	Federal Farm Credit Bank	8/9/2021	4/6/2026	0.69	15,500,000	15,458,150	15,481,917	14,319,985
Federal Agencies	3133ENUD0	Federal Farm Credit Bank	4/8/2022	4/8/2026	2.64	20,000,000	19,961,200	19,980,427	19,217,400
Federal Agencies	3133ENUD0	Federal Farm Credit Bank	4/8/2022	4/8/2026	2.64	30,000,000	29,941,800	29,970,641	28,826,100
Federal Agencies	3130AVWS7	Federal Home Loan Bank	5/10/2023	6/12/2026	3.75	17,045,000	16,991,479	17,006,980	16,749,099
Federal Agencies	3130AVWS7	Federal Home Loan Bank	5/17/2023	6/12/2026	3.75	20,000,000	19,939,200	19,956,540	19,652,800
Federal Agencies	3130AWAH3	Federal Home Loan Bank	6/1/2023	6/12/2026	4.00	10,000,000	9,934,300	9,952,402	9,878,100
Federal Agencies	3130AWAH3	Federal Home Loan Bank	6/1/2023	6/12/2026	4.00	15,000,000	14,899,350	14,927,081	14,817,150
Federal Agencies	3130AWLZ1	Federal Home Loan Bank	7/10/2023	6/12/2026	4.75	50,000,000	49,856,000	49,891,865	50,158,000
Federal Agencies	3133EPMU6	Federal Farm Credit Bank	6/15/2023	6/15/2026	4.25	20,000,000	19,969,200	19,977,378	19,844,600
Federal Agencies	3133EPMU6	Federal Farm Credit Bank	6/15/2023	6/15/2026	4.25	24,700,000	24,650,226	24,656,097	24,508,081
Federal Agencies	3133EPMU6	Federal Farm Credit Bank	6/15/2023	6/15/2026	4.25	30,000,000	29,951,400	29,964,304	29,766,900
Federal Agencies	3133EPNG6	Federal Farm Credit Bank	6/23/2023	6/23/2026	4.38	25,000,000	24,986,750	24,990,171	24,868,500
Federal Agencies	3133EPNG6	Federal Farm Credit Bank	6/23/2023	6/23/2026	4.38	25,000,000	24,986,750	24,990,171	24,868,500
Federal Agencies	3133EPNG6	Federal Farm Credit Bank	6/23/2023	6/23/2026	4.38	50,000,000	49,973,500	49,980,343	49,737,000
Federal Agencies	3133EPVP7	Federal Farm Credit Bank	9/8/2023	7/8/2026	4.75	10,000,000	9,991,700	9,993,354	10,019,100
Federal Agencies	3133EPVP7	Federal Farm Credit Bank	9/8/2023	7/8/2026	4.75	19,000,000	18,984,800	18,987,828	19,036,290
Federal Agencies	3133EPVP7	Federal Farm Credit Bank	9/8/2023	7/8/2026	4.75	21,000,000	20,982,780	20,986,211	21,040,110
Federal Agencies	3130ANNM8	Federal Home Loan Bank	8/19/2021	7/13/2026	1.05	25,000,000	25,000,000	25,000,000	23,035,500
Federal Agencies	3130ANNM8	Federal Home Loan Bank	8/19/2021	7/13/2026	1.05	25,000,000	25,000,000	25,000,000	23,035,500
Federal Agencies	3130ANNM8	Federal Home Loan Bank	8/19/2021	7/13/2026	1.05	25,000,000	25,000,000	25,000,000	23,035,500
Federal Agencies	3130ANNM8	Federal Home Loan Bank	8/19/2021	7/13/2026	1.05	25,000,000	25,000,000	25,000,000	23,035,500
Federal Agencies	3130ANMP2	Federal Home Loan Bank	8/20/2021	7/27/2026	1.07	25,000,000	25,000,000	25,000,000	23,003,500
Federal Agencies	3130ANMP2	Federal Home Loan Bank	8/20/2021	7/27/2026	1.07	25,000,000	25,000,000	25,000,000	23,003,500
Federal Agencies	3130ANMP2	Federal Home Loan Bank	8/20/2021	7/27/2026	1.07	25,000,000	25,000,000	25,000,000	23,003,500
Federal Agencies	3130ANMP2	Federal Home Loan Bank	8/20/2021	7/27/2026	1.07	25,000,000	25,000,000	25,000,000	23,003,500
Federal Agencies	3133EPZY4	Federal Farm Credit Bank	10/30/2023	7/30/2026	5.00	3,000,000	2,991,930	2,993,168	3,026,520
Federal Agencies	3133EPZY4	Federal Farm Credit Bank	10/30/2023	7/30/2026	5.00	9,615,000	9,589,136	9,589,103	9,699,997
Federal Agencies	3133EPZY4	Federal Farm Credit Bank	10/30/2023	7/30/2026	5.00	16,000,000	15,956,960	15,963,562	16,141,440
Federal Agencies	3133EPZY4	Federal Farm Credit Bank	10/30/2023	7/30/2026	5.00	25,000,000	24,936,750	24,946,452	25,221,000
Federal Agencies	3130ANTG5	Federal Home Loan Bank	9/13/2021	8/10/2026	1.05	25,000,000	25,000,000	25,000,000	22,963,250
Federal Agencies	3130ANTG5	Federal Home Loan Bank	9/13/2021	8/10/2026	1.05	25,000,000	25,000,000	25,000,000	22,963,250
Federal Agencies	3130ANTG5	Federal Home Loan Bank	9/13/2021	8/10/2026	1.05	25,000,000	25,000,000	25,000,000	22,963,250
Federal Agencies	3130ANTG5	Federal Home Loan Bank	9/13/2021	8/10/2026	1.05	25,000,000	25,000,000	25,000,000	22,963,250

# Investment Inventory

## Pooled Fund

Type of Investment	CUSIP	Issuer Name	Settle Date	Maturity		Par Value	Original Cost	Amortized	
				Date	Coupon			Book Value	Market Value
Federal Agencies	3133EPSW6	Federal Farm Credit Bank	8/14/2023	8/14/2026	4.50	50,000,000	49,885,000	49,909,238	49,937,500
Federal Agencies	3130AP6T7	Federal Home Loan Bank	10/1/2021	9/3/2026	1.08	25,000,000	25,000,000	25,000,000	22,925,250
Federal Agencies	3130AP6T7	Federal Home Loan Bank	10/1/2021	9/3/2026	1.08	25,000,000	25,000,000	25,000,000	22,925,250
Federal Agencies	3130AP6T7	Federal Home Loan Bank	10/1/2021	9/3/2026	1.08	25,000,000	25,000,000	25,000,000	22,925,250
Federal Agencies	3130AP6T7	Federal Home Loan Bank	10/1/2021	9/3/2026	1.08	25,000,000	25,000,000	25,000,000	22,925,250
Federal Agencies	3133EM4X7	Federal Farm Credit Bank	12/12/2023	9/10/2026	0.80	28,975,000	26,174,277	26,484,227	26,465,475
Federal Agencies	3130AXCP1	Federal Home Loan Bank	10/18/2023	9/11/2026	4.88	11,895,000	11,821,965	11,833,413	11,992,063
Federal Agencies	3130APPR0	Federal Home Loan Bank	11/18/2021	10/19/2026	1.43	25,000,000	25,000,000	25,000,000	23,073,500
Federal Agencies	3130APPR0	Federal Home Loan Bank	11/18/2021	10/19/2026	1.43	25,000,000	25,000,000	25,000,000	23,073,500
Federal Agencies	3130APPR0	Federal Home Loan Bank	11/18/2021	10/19/2026	1.43	25,000,000	25,000,000	25,000,000	23,073,500
Federal Agencies	3130APPR0	Federal Home Loan Bank	11/18/2021	10/19/2026	1.43	25,000,000	25,000,000	25,000,000	23,073,500
Federal Agencies	3133EPZA6	Federal Farm Credit Bank	10/20/2023	10/20/2026	4.88	14,000,000	13,904,940	13,919,164	14,112,980
Federal Agencies	3133EPZA6	Federal Farm Credit Bank	10/20/2023	10/20/2026	4.88	30,000,000	29,834,100	29,858,924	30,242,100
Federal Agencies	3134GYRY0	Freddie Mac	5/9/2023	11/2/2026	5.29	25,000,000	25,000,000	25,000,000	24,894,250
Federal Agencies	3134GYRY0	Freddie Mac	5/9/2023	11/2/2026	5.29	25,000,000	25,000,000	25,000,000	24,894,250
Federal Agencies	3134GYRY0	Freddie Mac	5/9/2023	11/2/2026	5.29	25,000,000	25,000,000	25,000,000	24,894,250
Federal Agencies	3134GYRY0	Freddie Mac	5/9/2023	11/2/2026	5.29	25,000,000	25,000,000	25,000,000	24,894,250
Federal Agencies	3130AQ7L1	Federal Home Loan Bank	12/16/2021	11/16/2026	1.61	25,000,000	25,000,000	25,000,000	23,184,750
Federal Agencies	3130AQ7L1	Federal Home Loan Bank	12/16/2021	11/16/2026	1.61	25,000,000	25,000,000	25,000,000	23,184,750
Federal Agencies	3130AQ7L1	Federal Home Loan Bank	12/16/2021	11/16/2026	1.61	25,000,000	25,000,000	25,000,000	23,184,750
Federal Agencies	3130AQ7L1	Federal Home Loan Bank	12/16/2021	11/16/2026	1.61	25,000,000	25,000,000	25,000,000	23,184,750
Federal Agencies	3130AXU63	Federal Home Loan Bank	11/17/2023	11/17/2026	4.63	50,000,000	49,911,500	49,922,482	50,144,000
Federal Agencies	3130AQJ95	Federal Home Loan Bank	1/14/2022	12/14/2026	1.65	25,000,000	25,000,000	25,000,000	23,155,000
Federal Agencies	3130AQJ95	Federal Home Loan Bank	1/14/2022	12/14/2026	1.65	25,000,000	25,000,000	25,000,000	23,155,000
Federal Agencies	3130AQJ95	Federal Home Loan Bank	1/14/2022	12/14/2026	1.65	25,000,000	25,000,000	25,000,000	23,155,000
Federal Agencies	3130AQJ95	Federal Home Loan Bank	1/14/2022	12/14/2026	1.65	25,000,000	25,000,000	25,000,000	23,155,000
Federal Agencies	3130AYPN0	Federal Home Loan Bank	1/29/2024	1/15/2027	4.13	12,000,000	11,973,000	11,974,572	11,900,160
Federal Agencies	3130AYPN0	Federal Home Loan Bank	1/29/2024	1/15/2027	4.13	25,000,000	24,943,750	24,947,025	24,792,000
Federal Agencies	3130AYPN0	Federal Home Loan Bank	1/29/2024	1/15/2027	4.13	29,350,000	29,283,963	29,287,808	29,105,808
Federal Agencies	3130AYPN0	Federal Home Loan Bank	1/29/2024	1/15/2027	4.13	50,000,000	49,887,500	49,894,050	49,584,000
Federal Agencies	3133EPX91	Federal Farm Credit Bank	1/25/2024	1/25/2027	4.13	5,000,000	4,992,850	4,993,287	4,955,500
Federal Agencies	3133EPX91	Federal Farm Credit Bank	1/25/2024	1/25/2027	4.13	10,000,000	9,986,600	9,987,419	9,911,000
Federal Agencies	3133EPX91	Federal Farm Credit Bank	1/25/2024	1/25/2027	4.13	25,000,000	24,968,500	24,970,426	24,777,500
Federal Agencies	3133EPX91	Federal Farm Credit Bank	1/25/2024	1/25/2027	4.13	35,000,000	34,955,900	34,958,596	34,688,500
Federal Agencies	3133EPX91	Federal Farm Credit Bank	1/25/2024	1/25/2027	4.13	50,000,000	49,933,000	49,937,096	49,555,000
Federal Agencies	3130ARB59	Federal Home Loan Bank	3/22/2022	3/8/2027	2.35	25,000,000	25,000,000	25,000,000	23,493,500
Federal Agencies	3130ARB59	Federal Home Loan Bank	3/22/2022	3/8/2027	2.35	25,000,000	25,000,000	25,000,000	23,493,500
Federal Agencies	3130ARB59	Federal Home Loan Bank	3/22/2022	3/8/2027	2.35	25,000,000	25,000,000	25,000,000	23,493,500
Federal Agencies	3130ARB59	Federal Home Loan Bank	3/22/2022	3/8/2027	2.35	25,000,000	25,000,000	25,000,000	23,493,500
Federal Agencies	3133ENRD4	Federal Farm Credit Bank	3/16/2022	3/10/2027	1.68	48,573,000	47,432,020	47,900,323	44,886,795
Federal Agencies	3133ENTS9	Federal Farm Credit Bank	4/6/2022	4/5/2027	2.60	22,500,000	22,392,338	22,435,167	21,333,600
Federal Agencies	3133ENTS9	Federal Farm Credit Bank	4/6/2022	4/5/2027	2.60	24,500,000	24,377,010	24,425,936	23,229,920
Federal Agencies	3133ENTS9	Federal Farm Credit Bank	4/6/2022	4/5/2027	2.60	25,000,000	24,804,000	24,881,970	23,704,000
Federal Agencies	3133EN2L3	Federal Farm Credit Bank	11/17/2022	5/17/2027	4.13	4,650,000	4,646,792	4,647,770	4,605,267
Federal Agencies	3133EN2L3	Federal Farm Credit Bank	11/17/2022	5/17/2027	4.13	5,000,000	4,996,550	4,997,603	4,951,900
Federal Agencies	3133EN2L3	Federal Farm Credit Bank	11/17/2022	5/17/2027	4.13	21,000,000	20,987,001	20,990,967	20,797,980
Federal Agencies	3133EN2L3	Federal Farm Credit Bank	11/17/2022	5/17/2027	4.13	25,000,000	24,982,750	24,988,013	24,759,500
Federal Agencies	3133EPP66	Federal Farm Credit Bank	12/20/2023	5/20/2027	4.00	31,000,000	30,905,760	30,913,544	30,589,560
Federal Agencies	3133EPP66	Federal Farm Credit Bank	12/20/2023	5/20/2027	4.00	58,850,000	58,662,269	58,677,775	58,070,826
Federal Agencies	3130ASGU7	Federal Home Loan Bank	7/19/2022	6/11/2027	3.50	10,000,000	10,141,500	10,092,276	9,734,800

# Investment Inventory

## Pooled Fund

Type of Investment	CUSIP	Issuer Name	Maturity			Amortized			
			Settle Date	Date	Coupon	Par Value	Original Cost	Book Value	Market Value
Federal Agencies	3130ASGU7	Federal Home Loan Bank	7/19/2022	6/11/2027	3.50	12,375,000	12,552,829	12,490,967	12,046,815
Federal Agencies	3130ASGU7	Federal Home Loan Bank	7/20/2022	6/11/2027	3.50	21,725,000	22,016,550	21,915,233	21,148,853
Federal Agencies	3133EPMV4	Federal Farm Credit Bank	6/15/2023	6/15/2027	4.13	28,940,000	28,911,928	28,917,520	28,656,388
Federal Agencies	3133ENZK9	Federal Farm Credit Bank	7/7/2022	6/28/2027	3.24	27,865,000	28,099,066	28,017,394	26,853,222
Federal Agencies	3133EPBM6	Federal Farm Credit Bank	2/23/2023	8/23/2027	4.13	10,000,000	9,974,000	9,980,381	9,898,200
Federal Agencies	3133EPC60	Federal Farm Credit Bank	11/15/2023	11/15/2027	4.63	27,950,000	27,834,008	27,844,964	28,115,464
Federal Agencies	3133EPC60	Federal Farm Credit Bank	11/15/2023	11/15/2027	4.63	33,300,000	33,161,472	33,174,557	33,497,136
Federal Agencies	3134H1NT6	Freddie Mac	1/10/2024	1/10/2028	5.41	25,000,000	25,000,000	25,000,000	24,882,250
Federal Agencies	3134H1NT6	Freddie Mac	1/10/2024	1/10/2028	5.41	25,000,000	25,000,000	25,000,000	24,882,250
Federal Agencies	3134H1NT6	Freddie Mac	1/10/2024	1/10/2028	5.41	65,000,000	65,000,000	65,000,000	64,693,850
Federal Agencies	3135GANG2	Fannie Mae	2/14/2024	2/18/2028	5.13	25,000,000	25,000,000	25,000,000	24,863,250
Federal Agencies	3135GANG2	Fannie Mae	2/14/2024	2/18/2028	5.13	25,000,000	25,000,000	25,000,000	24,863,250
Federal Agencies	3135GANG2	Fannie Mae	2/14/2024	2/18/2028	5.13	50,000,000	50,000,000	50,000,000	49,726,500
Federal Agencies	3133EPSK2	Federal Farm Credit Bank	8/7/2023	8/7/2028	4.25	19,500,000	19,412,250	19,423,681	19,468,605
Federal Agencies	3133EPUN3	Federal Farm Credit Bank	8/28/2023	8/28/2028	4.50	10,000,000	9,979,100	9,981,582	10,083,700
Federal Agencies	3133EPUN3	Federal Farm Credit Bank	8/28/2023	8/28/2028	4.50	15,000,000	14,962,800	14,967,218	15,125,550
Federal Agencies	3133EPUN3	Federal Farm Credit Bank	8/28/2023	8/28/2028	4.50	25,000,000	24,943,500	24,950,211	25,209,250
Federal Agencies	3133EPUN3	Federal Farm Credit Bank	8/28/2023	8/28/2028	4.50	33,000,000	32,904,960	32,916,248	33,276,210
Federal Agencies	3133EPC45	Federal Farm Credit Bank	11/13/2023	11/13/2028	4.63	12,000,000	11,984,040	11,985,263	12,177,000
Federal Agencies	3133EPC45	Federal Farm Credit Bank	11/13/2023	11/13/2028	4.63	20,000,000	19,971,600	19,973,776	20,295,000
Federal Agencies	3133EPC45	Federal Farm Credit Bank	11/13/2023	11/13/2028	4.63	55,000,000	54,922,285	54,928,240	55,811,250
Federal Agencies	3134H1YE7	Freddie Mac	3/28/2024	3/14/2029	5.91	20,000,000	20,000,000	20,000,000	19,968,600
Federal Agencies	3134H1YE7	Freddie Mac	3/28/2024	3/14/2029	5.91	20,000,000	20,000,000	20,000,000	19,968,600
Federal Agencies	3134H1YE7	Freddie Mac	3/28/2024	3/14/2029	5.91	20,000,000	20,000,000	20,000,000	19,968,600
Federal Agencies	3134H1YE7	Freddie Mac	3/28/2024	3/14/2029	5.91	55,000,000	55,000,000	55,000,000	54,913,650
<b>Subtotals</b>					<b>3.23</b>	<b>\$ 6,812,567,000</b>	<b>\$ 6,800,569,879</b>	<b>\$ 6,803,995,517</b>	<b>\$ 6,670,701,083</b>
Public Time Deposits	PPG1KB100	Bank of San Francisco	12/4/2023	6/3/2024	5.44	\$ 10,000,000	\$ 10,000,000	\$ 10,000,000	\$ 10,000,000
Public Time Deposits	PPG2JA6N9	Bridge Bank NA	12/18/2023	6/17/2024	5.36	10,000,000	10,000,000	10,000,000	10,000,000
Public Time Deposits	PPG5M8MH8	Bank of San Francisco	1/8/2024	7/8/2024	5.30	10,000,000	10,000,000	10,000,000	10,000,000
Public Time Deposits	PPG8E735	Bridge Bank NA	1/16/2024	7/15/2024	5.26	10,000,000	10,000,000	10,000,000	10,000,000
<b>Subtotals</b>					<b>5.34</b>	<b>\$ 40,000,000</b>	<b>\$ 40,000,000</b>	<b>\$ 40,000,000</b>	<b>\$ 40,000,000</b>
Negotiable CDs	65603APG0	Norinchukin Bank/NY	10/25/2023	4/23/2024	5.83	\$ 50,000,000	\$ 50,000,000	\$ 50,000,000	\$ 50,011,500
Negotiable CDs	78015JHT7	Royal Bank of Canada/NY	12/8/2023	6/3/2024	5.53	60,000,000	60,000,000	60,000,000	60,003,600
Negotiable CDs	89115BNG1	Toronto Dominion Bank/NY	6/27/2023	6/5/2024	5.85	50,000,000	50,000,000	50,000,000	50,020,500
Negotiable CDs	06367DBJ3	Bank of Montreal/CHI	7/17/2023	6/7/2024	5.89	50,000,000	50,000,000	50,000,000	50,029,000
Negotiable CDs	06367DAU9	Bank of Montreal/CHI	6/27/2023	6/21/2024	5.87	100,000,000	100,000,000	100,000,000	100,060,000
Negotiable CDs	78015JXW2	Royal Bank of Canada/NY	6/28/2023	6/28/2024	5.89	50,000,000	50,000,000	50,000,000	50,031,500
Negotiable CDs	06367DAX3	Bank of Montreal/CHI	7/5/2023	7/1/2024	6.00	100,000,000	100,000,000	100,000,000	100,098,000
Negotiable CDs	06367DBR5	Bank of Montreal/CHI	7/24/2023	7/1/2024	5.93	50,000,000	50,000,000	50,000,000	50,042,500
Negotiable CDs	06367DFX8	Bank of Montreal/CHI	12/8/2023	7/1/2024	5.56	50,000,000	50,000,000	50,000,000	50,011,000
Negotiable CDs	13606KZR0	Canadian Imperial Bank/NY	8/7/2023	7/1/2024	5.89	50,000,000	50,000,000	50,000,000	50,039,000
Negotiable CDs	89115BNV8	Toronto Dominion Bank/NY	12/8/2023	7/1/2024	5.56	50,000,000	50,000,000	50,000,000	50,033,500
Negotiable CDs	89115BRG7	Toronto Dominion Bank/NY	7/6/2023	7/1/2024	6.05	50,000,000	50,000,000	50,000,000	50,047,500
Negotiable CDs	89115BS84	Toronto Dominion Bank/NY	7/17/2023	7/1/2024	5.91	50,000,000	50,000,000	50,000,000	50,031,500
Negotiable CDs	89115BSQ4	Toronto Dominion Bank/NY	7/24/2023	7/1/2024	5.93	50,000,000	50,000,000	50,000,000	50,035,000
Negotiable CDs	89115BV80	Toronto Dominion Bank/NY	8/2/2023	7/3/2024	5.90	50,000,000	50,000,000	50,000,000	50,033,000
Negotiable CDs	89115DC20	Toronto Dominion Bank/NY	3/5/2024	7/15/2024	5.38	70,000,000	70,000,000	70,000,000	69,983,900
Negotiable CDs	06367DBW4	Bank of Montreal/CHI	8/1/2023	7/29/2024	5.97	50,000,000	50,000,000	50,000,000	50,051,000

# Investment Inventory

## Pooled Fund

Type of Investment	CUSIP	Issuer Name	Maturity		Coupon	Par Value	Original Cost	Amortized	
			Settle Date	Date				Book Value	Market Value
Negotiable CDs	13606KZN9	Canadian Imperial Bank/NY	8/2/2023	7/29/2024	5.92	60,000,000	60,000,000	60,000,000	60,050,400
Negotiable CDs	06367DDS1	Bank of Montreal/CHI	10/10/2023	8/9/2024	5.88	50,000,000	50,000,000	50,000,000	50,051,000
Negotiable CDs	13606KD78	Canadian Imperial Bank/NY	9/20/2023	8/12/2024	5.92	50,000,000	50,000,000	50,000,000	50,059,500
Negotiable CDs	78015J7F8	Royal Bank of Canada/NY	9/20/2023	8/12/2024	5.93	60,000,000	60,000,000	60,000,000	60,085,200
Negotiable CDs	06367DCF0	Bank of Montreal/CHI	8/28/2023	8/14/2024	6.01	50,000,000	50,000,000	50,000,000	50,069,500
Negotiable CDs	78015JE37	Royal Bank of Canada/NY	10/31/2023	8/15/2024	5.86	50,000,000	50,000,000	50,000,000	50,066,500
Negotiable CDs	13606KF92	Canadian Imperial Bank/NY	10/10/2023	8/16/2024	5.88	50,000,000	50,000,000	50,000,000	50,058,500
Negotiable CDs	78015JE78	Royal Bank of Canada/NY	10/31/2023	8/26/2024	5.86	50,000,000	50,000,000	50,000,000	50,071,500
Negotiable CDs	13606KC38	Canadian Imperial Bank/NY	9/11/2023	9/9/2024	5.94	50,000,000	50,000,000	50,000,000	50,079,000
Negotiable CDs	78015J5K9	Royal Bank of Canada/NY	9/12/2023	9/9/2024	5.90	60,000,000	60,000,000	60,000,000	60,090,000
Negotiable CDs	89115DC61	Toronto Dominion Bank/NY	3/6/2024	9/10/2024	5.37	50,000,000	50,000,000	50,000,000	49,983,500
Negotiable CDs	13606KW51	Canadian Imperial Bank/NY	3/6/2024	9/11/2024	5.37	50,000,000	50,000,000	50,000,000	49,987,000
Negotiable CDs	06367DD44	Bank of Montreal/CHI	9/22/2023	9/23/2024	5.97	50,000,000	50,000,000	50,000,000	50,089,500
Negotiable CDs	78015JAK3	Royal Bank of Canada/NY	9/22/2023	9/23/2024	5.96	60,000,000	60,000,000	60,000,000	60,114,000
Negotiable CDs	89115DCA2	Toronto Dominion Bank/NY	3/6/2024	9/25/2024	5.36	50,000,000	50,000,000	50,000,000	49,981,000
Negotiable CDs	06367DE43	Bank of Montreal/CHI	11/2/2023	10/21/2024	5.86	60,000,000	60,000,000	60,000,000	60,109,800
Negotiable CDs	89115BH52	Toronto Dominion Bank/NY	10/26/2023	10/21/2024	5.93	50,000,000	50,000,000	50,000,000	50,106,500
Negotiable CDs	06367DFA8	Bank of Montreal/CHI	12/1/2023	10/24/2024	5.58	50,000,000	50,000,000	50,000,000	50,023,000
Negotiable CDs	78015JY3	Royal Bank of Canada/NY	12/13/2023	10/24/2024	5.48	50,000,000	50,000,000	50,000,000	50,006,500
Negotiable CDs	89115BP95	Toronto Dominion Bank/NY	12/11/2023	10/24/2024	5.58	50,000,000	50,000,000	50,000,000	50,022,500
Negotiable CDs	06367DEK7	Bank of Montreal/CHI	11/8/2023	11/6/2024	5.80	50,000,000	50,000,000	50,000,000	50,087,000
<b>Subtotals</b>					<b>5.80</b>	<b>\$ 2,080,000,000</b>	<b>\$ 2,080,000,000</b>	<b>\$ 2,080,000,000</b>	<b>\$ 2,081,723,400</b>
Commercial Paper	59515MD85	Microsoft	11/29/2023	4/8/2024	0.00	\$ 50,000,000	\$ 49,030,236	\$ 49,948,181	\$ 49,919,000
Commercial Paper	62479LD85	MUFG Bank Ltd/NY	12/1/2023	4/8/2024	0.00	50,000,000	49,014,583	49,946,528	49,919,000
Commercial Paper	62479LD85	MUFG Bank Ltd/NY	12/11/2023	4/8/2024	0.00	50,000,000	49,095,931	49,946,819	49,919,000
Commercial Paper	59515MDA0	Microsoft	12/12/2023	4/10/2024	0.00	55,000,000	54,021,000	54,926,575	54,894,400
Commercial Paper	59515MDN2	Microsoft	1/3/2024	4/22/2024	0.00	50,000,000	49,193,333	49,846,000	49,816,500
Commercial Paper	62479LDQ5	MUFG Bank Ltd/NY	1/2/2024	4/24/2024	0.00	75,000,000	73,735,813	74,742,688	74,702,250
Commercial Paper	89233GE36	Toyota Motor Credit	8/8/2023	5/3/2024	0.00	60,000,000	57,489,333	59,701,333	59,681,400
Commercial Paper	62479LE68	MUFG Bank Ltd/NY	3/4/2024	5/6/2024	0.00	51,000,000	50,521,620	50,734,233	50,707,770
Commercial Paper	89233GE69	Toyota Motor Credit	8/15/2023	5/6/2024	0.00	50,000,000	47,938,889	49,727,778	49,712,000
Commercial Paper	59515ME84	Microsoft	12/13/2023	5/8/2024	0.00	50,000,000	48,909,750	49,725,583	49,699,000
Commercial Paper	59515ME84	Microsoft	12/13/2023	5/8/2024	0.00	50,000,000	48,909,750	49,725,583	49,699,000
Commercial Paper	89233GEL6	Toyota Motor Credit	1/16/2024	5/20/2024	0.00	80,000,000	78,536,111	79,426,156	79,373,600
Commercial Paper	62479LEQ4	MUFG Bank Ltd/NY	2/20/2024	5/24/2024	0.00	40,000,000	39,440,178	39,684,356	39,664,000
Commercial Paper	62479LFE0	MUFG Bank Ltd/NY	2/20/2024	6/14/2024	0.00	20,000,000	19,658,833	19,780,467	19,769,400
Commercial Paper	59157TFH1	MetLife Short term	3/5/2024	6/17/2024	0.00	41,000,000	40,376,982	40,538,727	40,517,020
Commercial Paper	62479LFI9	MUFG Bank Ltd/NY	2/20/2024	6/18/2024	0.00	55,000,000	54,029,158	54,363,650	54,332,850
Commercial Paper	62479LG17	MUFG Bank Ltd/NY	10/26/2023	7/1/2024	0.00	50,000,000	48,046,042	49,285,903	49,296,500
Commercial Paper	89233GG18	Toyota Motor Credit	10/23/2023	7/1/2024	0.00	50,000,000	48,036,500	49,290,958	49,298,000
Commercial Paper	89233GG18	Toyota Motor Credit	11/7/2023	7/1/2024	0.00	50,000,000	48,169,833	49,297,278	49,298,000
Commercial Paper	59515MGF6	Microsoft	3/5/2024	7/15/2024	0.00	10,000,000	9,808,600	9,847,750	9,840,100
Commercial Paper	59157TGQ0	MetLife Short term	3/5/2024	7/24/2024	0.00	48,500,000	47,508,418	47,698,295	47,675,500
Commercial Paper	59157TK44	MetLife Short term	3/28/2024	10/4/2024	0.00	15,000,000	14,588,333	14,597,000	14,584,650
Commercial Paper	89233GKP0	Toyota Motor Credit	3/26/2024	10/23/2024	0.00	75,000,000	72,714,167	72,779,167	72,762,000
Commercial Paper	62479LKQ7	MUFG Bank Ltd/NY	3/25/2024	10/24/2024	0.00	50,000,000	48,455,750	48,506,500	48,478,000
<b>Subtotals</b>					<b>0.00</b>	<b>\$ 1,175,500,000</b>	<b>\$ 1,147,229,143</b>	<b>\$ 1,164,067,507</b>	<b>\$ 1,163,558,940</b>

# Investment Inventory

## Pooled Fund

Type of Investment	CUSIP	Issuer Name	Settle Date	Maturity		Coupon	Par Value	Original Cost	Amortized	
				Date					Book Value	Market Value
Money Market Funds	09248U718	BlackRock Liquidity Funds T-Fund	3/31/2024	4/1/2024	5.19	\$ 13,184,772	\$ 13,184,772	\$ 13,184,772	\$ 13,184,772	
Money Market Funds	31607A703	Fidelity Govt Portfolio	3/31/2024	4/1/2024	5.26	773,910,117	773,910,117	773,910,117	773,910,117	
Money Market Funds	608919718	Federated Hermes Govt Obligations Fi	3/31/2024	4/1/2024	5.24	398,285,003	398,285,003	398,285,003	398,285,003	
Money Market Funds	262006208	Dreyfus Government Cash Manageme	3/31/2024	4/1/2024	5.20	12,556,693	12,556,693	12,556,693	12,556,693	
Money Market Funds	85749T517	State Street Institutional U.S. Govt MV	3/31/2024	4/1/2024	5.23	465,377,458	465,377,458	465,377,458	465,377,458	
Money Market Funds	61747C319	Morgan Stanley Institutional Liquidity F	3/31/2024	4/1/2024	5.22	25,017,884	25,017,884	25,017,884	25,017,884	
<b>Subtotals</b>						<b>5.17</b>	<b>\$ 1,688,331,927</b>	<b>\$ 1,688,331,927</b>	<b>\$ 1,688,331,927</b>	<b>\$ 1,688,331,927</b>
Supranationals	45906M3B5	Int'l Bank for Recon and Dev	3/23/2022	6/14/2024	1.98	\$ 100,000,000	\$ 100,000,000	\$ 100,000,000	\$ 99,284,000	
Supranationals	4581X0EE4	Inter-American Development Bank	7/1/2022	7/1/2024	3.25	80,000,000	79,992,000	79,999,004	79,582,400	
Supranationals	459056HV2	Int'l Bank for Recon and Dev	11/2/2021	8/28/2024	1.50	50,000,000	50,984,250	50,142,382	49,236,000	
Supranationals	4581X0DZ8	Inter-American Development Bank	11/4/2021	9/23/2024	0.50	50,000,000	49,595,500	49,932,839	48,854,500	
Supranationals	45950VQG4	International Finance Corp	10/22/2021	9/23/2024	0.44	10,000,000	9,918,700	9,986,666	9,768,400	
Supranationals	4581X0CM8	Inter-American Development Bank	4/26/2021	1/15/2025	2.13	100,000,000	105,676,000	101,206,150	97,658,000	
Supranationals	459058HT3	Int'l Bank for Recon and Dev	3/22/2024	1/15/2025	1.63	29,314,000	28,488,811	28,516,409	28,506,106	
Supranationals	459058JB0	Int'l Bank for Recon and Dev	7/23/2021	4/22/2025	0.63	40,000,000	40,086,000	40,024,248	38,234,800	
Supranationals	4581X0DN5	Inter-American Development Bank	11/1/2021	7/15/2025	0.63	28,900,000	28,519,098	28,767,586	27,370,901	
Supranationals	45950VRU2	International Finance Corp	1/26/2023	1/26/2026	4.02	100,000,000	100,000,000	100,000,000	98,495,000	
Supranationals	45818WDG8	Inter-American Development Bank	8/25/2021	2/27/2026	0.82	19,500,000	19,556,907	19,524,083	18,123,495	
<b>Subtotals</b>						<b>2.12</b>	<b>\$ 607,714,000</b>	<b>\$ 612,817,266</b>	<b>\$ 608,099,367</b>	<b>\$ 595,113,602</b>
<b>Grand Totals</b>						<b>3.06</b>	<b>\$ 15,964,112,927</b>	<b>\$ 15,922,571,630</b>	<b>\$ 15,935,727,102</b>	<b>\$ 15,631,491,302</b>

# Monthly Investment Earnings

## Pooled Fund

For month ended March 31, 2024

Type of Investment	CUSIP	Issuer Name	Par Value	Accrued Interest Earned	(Amortization) / Accretion	Realized Gain/(Loss)	Total Earnings
U.S. Treasuries	912797GL5	B 0.000 09/05/2024	\$ 50,000,000		141,714	\$	141,714
U.S. Treasuries	912797JP3	B 0.000 04/23/2024	100,000,000		449,500		449,500
U.S. Treasuries	912797JQ1	B 0.000 04/30/2024	35,000,000		138,637		138,637
U.S. Treasuries	912828G38	T 2.250 11/15/2024	50,000,000	95,810	(72,728)		23,082
U.S. Treasuries	912828G38	T 2.250 11/15/2024	50,000,000	95,810	(74,467)		21,343
U.S. Treasuries	912828R36	T 1.625 05/15/2026	50,000,000	69,196	(38,871)		30,325
U.S. Treasuries	912828R36	T 1.625 05/15/2026	50,000,000	69,196	(34,036)		35,161
U.S. Treasuries	912828XB1	T 2.125 05/15/2025	50,000,000	90,488	(65,387)		25,101
U.S. Treasuries	912828XT2	T 2.000 05/31/2024	50,000,000	84,699	(66,202)		18,498
U.S. Treasuries	912828Y87	T 1.750 07/31/2024	50,000,000	74,519	(56,226)		18,294
U.S. Treasuries	912828YM6	T 1.500 10/31/2024	50,000,000	63,874	(41,798)		22,075
U.S. Treasuries	912828YY0	T 1.750 12/31/2024	50,000,000	74,519	(49,765)		24,755
U.S. Treasuries	912828Z52	T 1.375 01/31/2025	50,000,000	58,551	(33,489)		25,062
U.S. Treasuries	912828Z52	T 1.375 01/31/2025	50,000,000	58,551	(33,700)		24,851
U.S. Treasuries	912828ZC7	T 1.125 02/28/2025	50,000,000	47,385	(21,690)		25,695
U.S. Treasuries	912828ZC7	T 1.125 02/28/2025	50,000,000	47,385	(21,636)		25,749
U.S. Treasuries	912828ZF0	T 0.500 03/31/2025	50,000,000	21,175	4,732		25,906
U.S. Treasuries	912828ZF0	T 0.500 03/31/2025	50,000,000	21,175	3,443		24,618
U.S. Treasuries	912828ZL7	T 0.375 04/30/2025	50,000,000	15,968	8,266		24,234
U.S. Treasuries	912828ZW3	T 0.250 06/30/2025	50,000,000	10,646	16,915		27,560
U.S. Treasuries	912828ZW3	T 0.250 06/30/2025	50,000,000	10,646	18,849		29,494
U.S. Treasuries	912828ZW3	T 0.250 06/30/2025	50,000,000	10,646	14,756		25,401
U.S. Treasuries	912828ZW3	T 0.250 06/30/2025	50,000,000	10,646	16,772		27,417
U.S. Treasuries	912828ZW3	T 0.250 06/30/2025	50,000,000	10,646	15,378		26,024
U.S. Treasuries	912828ZW3	T 0.250 06/30/2025	50,000,000	10,646	14,750		25,396
U.S. Treasuries	912828ZW3	T 0.250 06/30/2025	50,000,000	10,646	10,877		21,523
U.S. Treasuries	912828ZW3	T 0.250 06/30/2025	50,000,000	10,646	12,926		23,571
U.S. Treasuries	912828ZW3	T 0.250 06/30/2025	50,000,000	10,646	32,670		43,316
U.S. Treasuries	91282CAB7	T 0.250 07/31/2025	50,000,000	10,646	11,519		22,164
U.S. Treasuries	91282CAB7	T 0.250 07/31/2025	50,000,000	10,646	13,566		24,211
U.S. Treasuries	91282CAM3	T 0.250 09/30/2025	50,000,000	10,587	17,234		27,822
U.S. Treasuries	91282CAM3	T 0.250 09/30/2025	50,000,000	10,587	14,592		25,179
U.S. Treasuries	91282CAT8	T 0.250 10/31/2025	50,000,000	10,646	12,719		23,364
U.S. Treasuries	91282CAT8	T 0.250 10/31/2025	50,000,000	10,646	16,771		27,417
U.S. Treasuries	91282CAT8	T 0.250 10/31/2025	50,000,000	10,646	17,325		27,970
U.S. Treasuries	91282CBC4	T 0.375 12/31/2025	50,000,000	15,968	9,544		25,512
U.S. Treasuries	91282CBC4	T 0.375 12/31/2025	50,000,000	15,968	12,767		28,735
U.S. Treasuries	91282CBR1	T 0.250 03/15/2024		4,808	24,491		29,299
U.S. Treasuries	91282CBW0	T 0.750 04/30/2026	50,000,000	31,937	5,928		37,865
U.S. Treasuries	91282CBW0	T 0.750 04/30/2026	50,000,000	31,937	4,739		36,676
U.S. Treasuries	91282CCC3	T 0.250 05/15/2024	50,000,000	10,646	8,319		18,965
U.S. Treasuries	91282CCJ8	T 0.875 06/30/2026	50,000,000	37,260	1,162		38,421
U.S. Treasuries	91282CCJ8	T 0.875 06/30/2026	50,000,000	37,260	(1,203)		36,057
U.S. Treasuries	91282CCJ8	T 0.875 06/30/2026	50,000,000	37,260	(5,941)		31,319
U.S. Treasuries	91282CCJ8	T 0.875 06/30/2026	50,000,000	37,260	(5,639)		31,621
U.S. Treasuries	91282CCJ8	T 0.875 06/30/2026	50,000,000	37,260	(7,040)		30,220
U.S. Treasuries	91282CCJ8	T 0.875 06/30/2026	50,000,000	37,260	(4,172)		33,087
U.S. Treasuries	91282CCJ8	T 0.875 06/30/2026	50,000,000	37,260	1,114		38,373

# Monthly Investment Earnings

## Pooled Fund

Type of Investment	CUSIP	Issuer Name	Par Value	Accrued Interest Earned	(Amortization) / Accretion	Realized Gain/(Loss)	Total Earnings
U.S. Treasuries	91282CCJ8	T 0.875 06/30/2026	50,000,000	37,260	7,322		44,582
U.S. Treasuries	91282CCJ8	T 0.875 06/30/2026	50,000,000	37,260	18,408		55,668
U.S. Treasuries	91282CCL3	T 0.375 07/15/2024	50,000,000	15,968	56		16,025
U.S. Treasuries	91282CCL3	T 0.375 07/15/2024	50,000,000	15,968	1,131		17,099
U.S. Treasuries	91282CCL3	T 0.375 07/15/2024	50,000,000	15,968	91,224		107,192
U.S. Treasuries	91282CCT6	T 0.375 08/15/2024	50,000,000	15,968	2,899		18,868
U.S. Treasuries	91282CCW9	T 0.750 08/31/2026	50,000,000	31,590	9,496		41,086
U.S. Treasuries	91282CCZ2	T 0.875 09/30/2026	50,000,000	37,056	5,295		42,351
U.S. Treasuries	91282CCZ2	T 0.875 09/30/2026	50,000,000	37,056	5,595		42,651
U.S. Treasuries	91282CCZ2	T 0.875 09/30/2026	50,000,000	37,056	11,694		48,750
U.S. Treasuries	91282CDK4	T 1.250 11/30/2026	50,000,000	52,937	(1,229)		51,708
U.S. Treasuries	91282CDK4	T 1.250 11/30/2026	50,000,000	52,937	(1,997)		50,940
U.S. Treasuries	91282CDK4	T 1.250 11/30/2026	50,000,000	52,937	53,063		106,000
U.S. Treasuries	91282CDQ1	T 1.250 12/31/2026	50,000,000	53,228	51,594		104,822
U.S. Treasuries	91282CEF4	T 2.500 03/31/2027	25,000,000	52,937	4,125		57,062
U.S. Treasuries	91282CEW7	T 3.250 06/30/2027	50,000,000	49,107	16,526		65,634
U.S. Treasuries	91282CFK2	T 3.500 09/15/2025	50,000,000	148,150	29,766		177,916
U.S. Treasuries	91282CHK0	T 4.000 06/30/2028	50,000,000	170,330	481		170,810
U.S. Treasuries	91282CHK0	T 4.000 06/30/2028	50,000,000	170,330	1,379		171,708
U.S. Treasuries	91282CHK0	T 4.000 06/30/2028	50,000,000	170,330	1,826		172,155
U.S. Treasuries	91282CHK0	T 4.000 06/30/2028	50,000,000	170,330	6,221		176,550
U.S. Treasuries	91282CHK0	T 4.000 06/30/2028	50,000,000	170,330	13,714		184,043
U.S. Treasuries	91282CHL8	T 4.625 06/30/2025	50,000,000	196,944	1,425		198,368
U.S. Treasuries	91282CHX2	T 4.375 08/31/2028	50,000,000	184,273	(2,072)		182,201
<b>Subtotals</b>			<b>\$ 3,560,000,000</b>	<b>\$ 3,506,846</b>	<b>\$ 765,925</b>	<b>\$ -</b>	<b>\$ 4,272,770</b>
Federal Agencies	3130A1XJ2	FHLB 2.875 06/14/2024	\$ 15,955,000	\$ 38,226	\$ (2,186)	\$	36,040
Federal Agencies	3130A1XJ2	FHLB 2.875 06/14/2024	17,980,000	43,077	(2,610)		40,467
Federal Agencies	3130A1XJ2	FHLB 2.875 06/14/2024	25,500,000	61,094	(2,131)		58,962
Federal Agencies	3130A1XJ2	FHLB 2.875 06/14/2024	50,000,000	119,792	(8,321)		111,471
Federal Agencies	3130A8ZQ9	FHLB 1.750 09/12/2025	10,295,000	15,014	(6,163)		8,850
Federal Agencies	3130AN4A5	FHLB 0.700 06/30/2025	17,680,000	10,313	(1,169)		9,145
Federal Agencies	3130ANMP2	FHLB 1.070 07/27/2026	25,000,000	22,292			22,292
Federal Agencies	3130ANMP2	FHLB 1.070 07/27/2026	25,000,000	22,292			22,292
Federal Agencies	3130ANMP2	FHLB 1.070 07/27/2026	25,000,000	22,292			22,292
Federal Agencies	3130ANMP2	FHLB 1.070 07/27/2026	25,000,000	22,292			22,292
Federal Agencies	3130ANNM8	FHLB 1.050 07/13/2026	25,000,000	21,875			21,875
Federal Agencies	3130ANNM8	FHLB 1.050 07/13/2026	25,000,000	21,875			21,875
Federal Agencies	3130ANNM8	FHLB 1.050 07/13/2026	25,000,000	21,875			21,875
Federal Agencies	3130ANNM8	FHLB 1.050 07/13/2026	25,000,000	21,875			21,875
Federal Agencies	3130ANTG5	FHLB 1.050 08/10/2026	25,000,000	21,875			21,875
Federal Agencies	3130ANTG5	FHLB 1.050 08/10/2026	25,000,000	21,875			21,875
Federal Agencies	3130ANTG5	FHLB 1.050 08/10/2026	25,000,000	21,875			21,875
Federal Agencies	3130ANTG5	FHLB 1.050 08/10/2026	25,000,000	21,875			21,875
Federal Agencies	3130AP6T7	FHLB 1.075 09/03/2026	25,000,000	22,396			22,396
Federal Agencies	3130AP6T7	FHLB 1.075 09/03/2026	25,000,000	22,396			22,396
Federal Agencies	3130AP6T7	FHLB 1.075 09/03/2026	25,000,000	22,396			22,396
Federal Agencies	3130AP6T7	FHLB 1.075 09/03/2026	25,000,000	22,396			22,396
Federal Agencies	3130APPR0	FHLB 1.430 10/19/2026	25,000,000	29,792			29,792



# Monthly Investment Earnings

## Pooled Fund

Type of Investment	CUSIP	Issuer Name	Par Value	Accrued Interest Earned	(Amortization) / Accretion	Realized Gain/(Loss)	Total Earnings
Federal Agencies	3130APPR0	FHLB 1.430 10/19/2026	25,000,000	29,792			29,792
Federal Agencies	3130APPR0	FHLB 1.430 10/19/2026	25,000,000	29,792			29,792
Federal Agencies	3130APPR0	FHLB 1.430 10/19/2026	25,000,000	29,792			29,792
Federal Agencies	3130AQ7L1	FHLB 1.605 11/16/2026	25,000,000	33,438			33,438
Federal Agencies	3130AQ7L1	FHLB 1.605 11/16/2026	25,000,000	33,438			33,438
Federal Agencies	3130AQ7L1	FHLB 1.605 11/16/2026	25,000,000	33,438			33,438
Federal Agencies	3130AQ7L1	FHLB 1.605 11/16/2026	25,000,000	33,438			33,438
Federal Agencies	3130AQJ95	FHLB 1.645 12/14/2026	25,000,000	34,271			34,271
Federal Agencies	3130AQJ95	FHLB 1.645 12/14/2026	25,000,000	34,271			34,271
Federal Agencies	3130AQJ95	FHLB 1.645 12/14/2026	25,000,000	34,271			34,271
Federal Agencies	3130AQJ95	FHLB 1.645 12/14/2026	25,000,000	34,271			34,271
Federal Agencies	3130ARB59	FHLB 2.350 03/08/2027	25,000,000	48,958			48,958
Federal Agencies	3130ARB59	FHLB 2.350 03/08/2027	25,000,000	48,958			48,958
Federal Agencies	3130ARB59	FHLB 2.350 03/08/2027	25,000,000	48,958			48,958
Federal Agencies	3130ARB59	FHLB 2.350 03/08/2027	25,000,000	48,958			48,958
Federal Agencies	3130ASG86	FHLB 3.375 06/13/2025	11,940,000	33,581	(1,787)		31,794
Federal Agencies	3130ASG86	FHLB 3.375 06/13/2025	12,700,000	35,719	(3,146)		32,573
Federal Agencies	3130ASGU7	FHLB 3.500 06/11/2027	10,000,000	29,167	(2,453)		26,713
Federal Agencies	3130ASGU7	FHLB 3.500 06/11/2027	12,375,000	36,094	(3,083)		33,011
Federal Agencies	3130ASGU7	FHLB 3.500 06/11/2027	21,725,000	63,365	(5,058)		58,307
Federal Agencies	3130ASHK8	FHLB 3.125 06/14/2024	28,000,000	72,917	4,271		77,188
Federal Agencies	3130ASHK8	FHLB 3.125 06/14/2024	28,210,000	73,464	4,253		77,716
Federal Agencies	3130ASME6	FHLB 3.000 07/08/2024	10,000,000	25,000	823		25,823
Federal Agencies	3130ASME6	FHLB 3.000 07/08/2024	15,000,000	37,500	1,234		38,734
Federal Agencies	3130ASME6	FHLB 3.000 07/08/2024	17,500,000	43,750	1,440		45,190
Federal Agencies	3130ATST5	FHLB 4.375 06/13/2025	3,000,000	10,938	(497)		10,440
Federal Agencies	3130ATST5	FHLB 4.375 06/13/2025	9,915,000	36,148	(2,461)		33,688
Federal Agencies	3130ATST5	FHLB 4.375 06/13/2025	10,000,000	36,458	(2,627)		33,831
Federal Agencies	3130ATST5	FHLB 4.375 06/13/2025	10,000,000	36,458	(1,461)		34,998
Federal Agencies	3130ATST5	FHLB 4.375 06/13/2025	24,000,000	87,500	(3,249)		84,251
Federal Agencies	3130ATST5	FHLB 4.375 06/13/2025	25,500,000	92,969	(5,046)		87,922
Federal Agencies	3130ATT31	FHLB 4.500 10/03/2024	50,000,000	187,500	6,160		193,660
Federal Agencies	3130ATUQ8	FHLB 4.750 03/08/2024		9,236	(194)		9,042
Federal Agencies	3130ATUQ8	FHLB 4.750 03/08/2024		18,472	(12)		18,460
Federal Agencies	3130ATUQ8	FHLB 4.750 03/08/2024		27,708	(26)		27,682
Federal Agencies	3130ATUQ8	FHLB 4.750 03/08/2024		27,708	332		28,040
Federal Agencies	3130ATUQ8	FHLB 4.750 03/08/2024		23,090	276		23,367
Federal Agencies	3130ATVD6	FHLB 4.875 09/13/2024	50,000,000	203,125	(2,856)		200,269
Federal Agencies	3130AUTC8	FHLB 4.010 02/06/2026	21,100,000	70,509	3,250		73,759
Federal Agencies	3130AUVZ4	FHLB 4.500 02/13/2025	50,000,000	187,500	3,329		190,829
Federal Agencies	3130AV7L0	FHLB 5.000 02/28/2025	25,000,000	104,167	1,405		105,572
Federal Agencies	3130AV7L0	FHLB 5.000 02/28/2025	35,000,000	145,833	1,967		147,801
Federal Agencies	3130AVWS7	FHLB 3.750 06/12/2026	17,045,000	53,266	1,470		54,735
Federal Agencies	3130AVWS7	FHLB 3.750 06/12/2026	20,000,000	62,500	1,680		64,180
Federal Agencies	3130AWAH3	FHLB 4.000 06/12/2026	10,000,000	33,333	1,840		35,173
Federal Agencies	3130AWAH3	FHLB 4.000 06/12/2026	15,000,000	50,000	2,819		52,819
Federal Agencies	3130AWER7	FHLB 4.625 06/06/2025	10,000,000	38,542	355		38,897
Federal Agencies	3130AWER7	FHLB 4.625 06/06/2025	15,000,000	57,813	532		58,345
Federal Agencies	3130AWER7	FHLB 4.625 06/06/2025	25,000,000	96,354	887		97,241

# Monthly Investment Earnings

## Pooled Fund

Type of Investment	CUSIP	Issuer Name	Par Value	Accrued Interest Earned	(Amortization) / Accretion	Realized Gain/(Loss)	Total Earnings
Federal Agencies	3130AWER7	FHLB 4.625 06/06/2025	52,000,000	200,417	1,845		202,262
Federal Agencies	3130AWLY4	FHLB 5.125 06/13/2025	10,800,000	46,125	(811)		45,314
Federal Agencies	3130AWLY4	FHLB 5.125 06/13/2025	48,150,000	205,641	(4,138)		201,503
Federal Agencies	3130AWLZ1	FHLB 4.750 06/12/2026	50,000,000	197,917	4,180		202,096
Federal Agencies	3130AXB31	FHLB 4.875 03/13/2026	10,000,000	40,625	1,658		42,283
Federal Agencies	3130AXB31	FHLB 4.875 03/13/2026	10,000,000	40,625	1,773		42,398
Federal Agencies	3130AXB31	FHLB 4.875 03/13/2026	10,000,000	40,625	1,773		42,398
Federal Agencies	3130AXCP1	FHLB 4.875 09/11/2026	11,895,000	48,323	2,138		50,461
Federal Agencies	3130AXU63	FHLB 4.625 11/17/2026	50,000,000	192,708	2,503		195,212
Federal Agencies	3130AYPN0	FHLB 4.125 01/15/2027	12,000,000	41,250	774		42,024
Federal Agencies	3130AYPN0	FHLB 4.125 01/15/2027	25,000,000	85,938	1,612		87,549
Federal Agencies	3130AYPN0	FHLB 4.125 01/15/2027	29,350,000	100,891	1,892		102,783
Federal Agencies	3130AYPN0	FHLB 4.125 01/15/2027	50,000,000	171,875	3,223		175,098
Federal Agencies	3130BOAD1	FHLB 5.500 09/04/2025	25,000,000	103,125			103,125
Federal Agencies	3130BOAD1	FHLB 5.500 09/04/2025	25,000,000	103,125			103,125
Federal Agencies	3130BOAD1	FHLB 5.500 09/04/2025	25,000,000	103,125			103,125
Federal Agencies	3130BOAD1	FHLB 5.500 09/04/2025	25,000,000	103,125			103,125
Federal Agencies	3130BOMZ9	FHLB 5.100 01/27/2025	115,000,000	65,167			65,167
Federal Agencies	313384K32	FHDN 0.000 10/11/2024	25,000,000		20,917		20,917
Federal Agencies	313384UM9	FHDN 0.000 03/19/2024			7,333		7,333
Federal Agencies	313384UM9	FHDN 0.000 03/19/2024			7,333		7,333
Federal Agencies	313384YV5	FHDN 0.000 07/01/2024	25,000,000		112,913		112,913
Federal Agencies	313384YV5	FHDN 0.000 07/01/2024	25,000,000		112,913		112,913
Federal Agencies	313384YV5	FHDN 0.000 07/01/2024	25,000,000		112,913		112,913
Federal Agencies	313384YZ6	FHDN 0.000 07/05/2024	25,000,000		110,653		110,653
Federal Agencies	313384ZT9	FHDN 0.000 07/23/2024	15,000,000		66,004		66,004
Federal Agencies	3133ELCP7	FFCB 1.625 12/03/2024	25,000,000	33,854	679		34,533
Federal Agencies	3133ELQY3	FFCB 1.210 03/03/2025	16,000,000	16,133	159		16,293
Federal Agencies	3133ELQY3	FFCB 1.210 03/03/2025	24,000,000	24,200	614		24,814
Federal Agencies	3133EM4X7	FFCB 0.800 09/10/2026	28,975,000	19,317	86,563		105,879
Federal Agencies	3133EM5X6	FFCB 0.430 09/23/2024	25,000,000	8,958	714		9,673
Federal Agencies	3133EM5X6	FFCB 0.430 09/23/2024	50,000,000	17,917	1,428		19,345
Federal Agencies	3133EM5X6	FFCB 0.430 09/23/2024	50,000,000	17,917	1,428		19,345
Federal Agencies	3133EMTW2	FFCB 0.300 03/18/2024		7,083	938		8,022
Federal Agencies	3133EMTW2	FFCB 0.300 03/18/2024		7,083	939		8,023
Federal Agencies	3133EMV25	FFCB 0.450 07/23/2024	50,000,000	18,750	(2,636)		16,114
Federal Agencies	3133EMWT5	FFCB 0.600 04/21/2025	50,000,000	25,000	562		25,562
Federal Agencies	3133EMWV0	FFCB 0.350 04/22/2024	16,545,000	4,826	(132)		4,693
Federal Agencies	3133EMWV0	FFCB 0.350 04/22/2024	29,424,000	8,582	(236)		8,346
Federal Agencies	3133EMWV0	FFCB 0.350 04/22/2024	39,000,000	11,375	(312)		11,063
Federal Agencies	3133EMZ21	FFCB 0.690 04/06/2026	15,500,000	8,913	763		9,675
Federal Agencies	3133EN2L3	FFCB 4.125 05/17/2027	4,650,000	15,984	61		16,045
Federal Agencies	3133EN2L3	FFCB 4.125 05/17/2027	5,000,000	17,188	65		17,253
Federal Agencies	3133EN2L3	FFCB 4.125 05/17/2027	21,000,000	72,188	245		72,433
Federal Agencies	3133EN2L3	FFCB 4.125 05/17/2027	25,000,000	85,938	326		86,263
Federal Agencies	3133EN4B3	FFCB 4.250 06/13/2025	15,000,000	53,125	394		53,519
Federal Agencies	3133EN4B3	FFCB 4.250 06/13/2025	15,000,000	53,125	346		53,471
Federal Agencies	3133EN4B3	FFCB 4.250 06/13/2025	15,000,000	53,125	372		53,497
Federal Agencies	3133EN4N7	FFCB 4.250 12/20/2024	10,000,000	35,417	725		36,142

# Monthly Investment Earnings

## Pooled Fund

<u>Type of Investment</u>	<u>CUSIP</u>	<u>Issuer Name</u>	<u>Par Value</u>	<u>Accrued Interest Earned</u>	<u>(Amortization) / Accretion</u>	<u>Realized Gain/(Loss)</u>	<u>Total Earnings</u>
Federal Agencies	3133EN4N7	FFCB 4.250 12/20/2024	25,000,000	88,542	1,930		90,471
Federal Agencies	3133EN4N7	FFCB 4.250 12/20/2024	25,000,000	88,542	1,930		90,471
Federal Agencies	3133EN5E6	FFCB 4.000 12/29/2025	15,000,000	50,000	1,281		51,281
Federal Agencies	3133EN5E6	FFCB 4.000 12/29/2025	20,000,000	66,667	1,708		68,375
Federal Agencies	3133EN5E6	FFCB 4.000 12/29/2025	25,000,000	83,333	2,157		85,490
Federal Agencies	3133EN6A3	FFCB 4.000 01/13/2026	20,000,000	66,667	498		67,164
Federal Agencies	3133EN6A3	FFCB 4.000 01/13/2026	30,000,000	100,000	645		100,645
Federal Agencies	3133ENEG1	FFCB 1.050 11/17/2025	39,675,000	34,716	1,120		35,835
Federal Agencies	3133ENEG1	FFCB 1.050 11/17/2025	55,000,000	48,125	1,634		49,759
Federal Agencies	3133ENEJ5	FFCB 0.875 11/18/2024	10,000,000	7,292	325		7,617
Federal Agencies	3133ENEJ5	FFCB 0.875 11/18/2024	10,000,000	7,292	325		7,617
Federal Agencies	3133ENEJ5	FFCB 0.875 11/18/2024	50,000,000	36,458	1,626		38,085
Federal Agencies	3133ENGQ7	FFCB 0.920 12/09/2024	50,000,000	38,333	424		38,758
Federal Agencies	3133ENGQ7	FFCB 0.920 12/09/2024	50,000,000	38,333	1,047		39,380
Federal Agencies	3133ENHM5	FFCB 1.170 12/16/2025	45,000,000	43,875	974		44,849
Federal Agencies	3133ENHM5	FFCB 1.170 12/16/2025	50,000,000	48,750	1,082		49,832
Federal Agencies	3133ENJ35	FFCB 3.320 02/25/2026	35,000,000	96,833	1,026		97,859
Federal Agencies	3133ENJ84	FFCB 3.375 08/26/2024	50,000,000	140,625	3,541		144,166
Federal Agencies	3133ENKS8	FFCB 1.125 01/06/2025	20,000,000	18,750	1,279		20,029
Federal Agencies	3133ENKS8	FFCB 1.125 01/06/2025	25,000,000	23,438	1,598		25,036
Federal Agencies	3133ENKS8	FFCB 1.125 01/06/2025	25,000,000	23,438	1,598		25,036
Federal Agencies	3133ENP79	FFCB 4.250 09/26/2024	50,000,000	177,083	170		177,253
Federal Agencies	3133ENRD4	FFCB 1.680 03/10/2027	48,573,000	68,002	19,434		87,436
Federal Agencies	3133ENTS9	FFCB 2.600 04/05/2027	22,500,000	48,750	1,829		50,579
Federal Agencies	3133ENTS9	FFCB 2.600 04/05/2027	24,500,000	53,083	2,089		55,172
Federal Agencies	3133ENTS9	FFCB 2.600 04/05/2027	25,000,000	54,167	3,329		57,496
Federal Agencies	3133ENUD0	FFCB 2.640 04/08/2026	20,000,000	44,000	823		44,823
Federal Agencies	3133ENUD0	FFCB 2.640 04/08/2026	30,000,000	66,000	1,235		67,235
Federal Agencies	3133ENWP1	FFCB 2.625 05/16/2024	45,000,000	98,438	2,576		101,014
Federal Agencies	3133ENWP1	FFCB 2.625 05/16/2024	50,000,000	109,375	2,863		112,238
Federal Agencies	3133ENXE5	FFCB 2.850 05/23/2025	6,000,000	14,250	238		14,488
Federal Agencies	3133ENXE5	FFCB 2.850 05/23/2025	20,000,000	47,500	792		48,292
Federal Agencies	3133ENYH7	FFCB 2.625 06/10/2024	100,000,000	218,750	5,471		224,221
Federal Agencies	3133ENYQ7	FFCB 2.950 06/13/2025	50,000,000	122,917	693		123,610
Federal Agencies	3133ENYX2	FFCB 3.250 06/17/2024	25,000,000	67,708	1,251		68,959
Federal Agencies	3133ENYX2	FFCB 3.250 06/17/2024	25,000,000	67,708	1,240		68,949
Federal Agencies	3133ENYX2	FFCB 3.250 06/17/2024	50,000,000	135,417	1,272		136,689
Federal Agencies	3133ENZ37	FFCB 4.875 01/10/2025	10,000,000	40,625	23		40,648
Federal Agencies	3133ENZ37	FFCB 4.875 01/10/2025	20,000,000	81,250	47		81,297
Federal Agencies	3133ENZ37	FFCB 4.875 01/10/2025	20,000,000	81,250	16		81,266
Federal Agencies	3133ENZ94	FFCB 4.500 11/18/2024	25,000,000	93,750	1,124		94,874
Federal Agencies	3133ENZK9	FFCB 3.240 06/28/2027	27,865,000	75,236	(3,993)		71,242
Federal Agencies	3133ENZS2	FFCB 3.100 06/28/2024	25,000,000	64,583	530		65,113
Federal Agencies	3133ENZS2	FFCB 3.100 06/28/2024	25,000,000	64,583	573		65,156
Federal Agencies	3133ENZS2	FFCB 3.100 06/28/2024	50,000,000	129,167	1,145		130,312
Federal Agencies	3133EPAG0	FFCB 2.520 02/10/2025	10,000,000	35,417	2,239		37,656
Federal Agencies	3133EPAG0	FFCB 4.250 02/10/2025	29,875,000	105,807	6,740		112,547
Federal Agencies	3133EPBF1	FFCB 4.875 08/21/2024	10,000,000	40,625	244		40,869
Federal Agencies	3133EPBF1	FFCB 4.875 08/21/2024	20,000,000	81,250	453		81,703

# Monthly Investment Earnings

## Pooled Fund

Type of Investment	CUSIP	Issuer Name	Par Value	Accrued Interest Earned	(Amortization) / Accretion	Realized Gain/(Loss)	Total Earnings
Federal Agencies	3133EPBF1	FFCB 4.875 08/21/2024	25,000,000	101,563	567		102,129
Federal Agencies	3133EPBJ3	FFCB 4.375 02/23/2026	25,000,000	91,146	1,315		92,461
Federal Agencies	3133EPBJ3	FFCB 4.375 02/23/2026	28,000,000	102,083	1,299		103,382
Federal Agencies	3133EPBJ3	FFCB 4.375 02/23/2026	50,000,000	182,292	2,319		184,611
Federal Agencies	3133EPBM6	FFCB 4.125 08/23/2027	10,000,000	34,375	491		34,866
Federal Agencies	3133EPC45	FFCB 4.625 11/13/2028	12,000,000	46,250	271		46,521
Federal Agencies	3133EPC45	FFCB 4.625 11/13/2028	20,000,000	77,083	482		77,565
Federal Agencies	3133EPC45	FFCB 4.625 11/13/2028	55,000,000	211,979	1,319		213,298
Federal Agencies	3133EPC60	FFCB 4.625 11/15/2027	27,950,000	107,724	2,461		110,185
Federal Agencies	3133EPC60	FFCB 4.625 11/15/2027	33,300,000	128,344	2,939		131,283
Federal Agencies	3133EPDL6	FFCB 4.850 10/01/2025	50,000,000	202,083			202,083
Federal Agencies	3133EPHD0	FFCB 4.500 10/28/2024	20,000,000	75,000	1,784		76,784
Federal Agencies	3133EPHD0	FFCB 4.500 10/28/2024	25,000,000	93,750	2,315		96,065
Federal Agencies	3133EPJX4	FFCB 3.625 02/17/2026	25,000,000	75,521	2,201		77,722
Federal Agencies	3133EPJX4	FFCB 3.625 02/17/2026	30,000,000	90,625	2,909		93,534
Federal Agencies	3133EPKA2	FFCB 4.000 08/18/2025	25,000,000	83,333	678		84,011
Federal Agencies	3133EPKA2	FFCB 4.000 08/18/2025	26,500,000	88,333	609		88,942
Federal Agencies	3133EPKA2	FFCB 4.000 08/18/2025	30,000,000	100,000	689		100,689
Federal Agencies	3133EPMU6	FFCB 4.250 06/15/2026	20,000,000	70,833	871		71,705
Federal Agencies	3133EPMU6	FFCB 4.250 06/15/2026	24,700,000	87,479	1,691		89,170
Federal Agencies	3133EPMU6	FFCB 4.250 06/15/2026	30,000,000	106,250	1,375		107,625
Federal Agencies	3133EPMV4	FFCB 4.125 06/15/2027	28,940,000	99,481	596		100,077
Federal Agencies	3133EPNG6	FFCB 4.375 06/23/2026	25,000,000	91,146	375		91,521
Federal Agencies	3133EPNG6	FFCB 4.375 06/23/2026	25,000,000	91,146	375		91,521
Federal Agencies	3133EPNG6	FFCB 4.375 06/23/2026	50,000,000	182,292	750		183,041
Federal Agencies	3133EPP66	FFCB 4.000 05/20/2027	31,000,000	103,333	2,343		105,676
Federal Agencies	3133EPP66	FFCB 4.000 05/20/2027	58,850,000	196,167	4,667		200,834
Federal Agencies	3133EPSK2	FFCB 4.250 08/07/2028	19,500,000	69,063	1,489		70,551
Federal Agencies	3133EPSW6	FFCB 4.500 08/14/2026	50,000,000	187,500	3,253		190,753
Federal Agencies	3133EPUN3	FFCB 4.500 08/28/2028	10,000,000	37,500	355		37,855
Federal Agencies	3133EPUN3	FFCB 4.500 08/28/2028	15,000,000	56,250	631		56,881
Federal Agencies	3133EPUN3	FFCB 4.500 08/28/2028	25,000,000	93,750	959		94,709
Federal Agencies	3133EPUN3	FFCB 4.500 08/28/2028	33,000,000	123,750	1,613		125,363
Federal Agencies	3133EPVP7	FFCB 4.750 07/08/2026	10,000,000	39,583	249		39,832
Federal Agencies	3133EPVP7	FFCB 4.750 07/08/2026	19,000,000	75,208	456		75,664
Federal Agencies	3133EPVP7	FFCB 4.750 07/08/2026	21,000,000	83,125	516		83,641
Federal Agencies	3133EPVY8	FFCB 5.000 09/15/2025	8,230,000	34,292	251		34,543
Federal Agencies	3133EPVY8	FFCB 5.000 09/15/2025	15,000,000	62,500	770		63,270
Federal Agencies	3133EPVY8	FFCB 5.000 09/15/2025	20,000,000	83,333	1,026		84,360
Federal Agencies	3133EPX91	FFCB 4.125 01/25/2027	5,000,000	17,188	202		17,390
Federal Agencies	3133EPX91	FFCB 4.125 01/25/2027	10,000,000	34,375	379		34,754
Federal Agencies	3133EPX91	FFCB 4.125 01/25/2027	25,000,000	85,938	891		86,828
Federal Agencies	3133EPX91	FFCB 4.125 01/25/2027	35,000,000	120,313	1,247		121,560
Federal Agencies	3133EPX91	FFCB 4.125 01/25/2027	50,000,000	171,875	1,895		173,770
Federal Agencies	3133EPYW9	FFCB 5.125 10/20/2025	24,000,000	102,500	3,247		105,747
Federal Agencies	3133EPYW9	FFCB 5.125 10/20/2025	25,000,000	106,771	615		107,386
Federal Agencies	3133EPYW9	FFCB 5.125 10/20/2025	35,000,000	149,479	1,173		150,652
Federal Agencies	3133EPYW9	FFCB 5.125 10/20/2025	50,000,000	213,542	1,187		214,729
Federal Agencies	3133EPZA6	FFCB 4.875 10/20/2026	14,000,000	56,875	2,689		59,564

# Monthly Investment Earnings

## Pooled Fund

Type of Investment	CUSIP	Issuer Name	Par Value	Accrued Interest Earned	(Amortization) / Accretion	Realized Gain/(Loss)	Total Earnings
Federal Agencies	3133EPZA6	FFCB 4.875 10/20/2026	30,000,000	121,875	4,692		126,567
Federal Agencies	3133EPZY4	FFCB 5.000 07/30/2026	3,000,000	12,500	249		12,749
Federal Agencies	3133EPZY4	FFCB 5.000 07/30/2026	9,615,000	40,063	799		40,861
Federal Agencies	3133EPZY4	FFCB 5.000 07/30/2026	16,000,000	66,667	1,329		67,996
Federal Agencies	3133EPZY4	FFCB 5.000 07/30/2026	25,000,000	104,167	1,953		106,120
Federal Agencies	3134GYRY0	FHLMC 5.290 11/02/2026	25,000,000	110,208			110,208
Federal Agencies	3134GYRY0	FHLMC 5.290 11/02/2026	25,000,000	110,208			110,208
Federal Agencies	3134GYRY0	FHLMC 5.290 11/02/2026	25,000,000	110,208			110,208
Federal Agencies	3134GYRY0	FHLMC 5.290 11/02/2026	25,000,000	110,208			110,208
Federal Agencies	3134H1NT6	FHLMC 5.410 01/10/2028	25,000,000	112,708			112,708
Federal Agencies	3134H1NT6	FHLMC 5.410 01/10/2028	25,000,000	112,708			112,708
Federal Agencies	3134H1NT6	FHLMC 5.410 01/10/2028	65,000,000	293,042			293,042
Federal Agencies	3134H1YE7	FHLMC 5.910 03/14/2029	20,000,000	9,850			9,850
Federal Agencies	3134H1YE7	FHLMC 5.910 03/14/2029	20,000,000	9,850			9,850
Federal Agencies	3134H1YE7	FHLMC 5.910 03/14/2029	20,000,000	9,850			9,850
Federal Agencies	3134H1YE7	FHLMC 5.910 03/14/2029	55,000,000	27,088			27,088
Federal Agencies	3135G03U5	FNMA 0.625 04/22/2025	37,938,000	19,759	14,359		34,119
Federal Agencies	3135G03U5	FNMA 0.625 04/22/2025	50,000,000	26,042	(2,426)		23,616
Federal Agencies	3135G03U5	FNMA 0.625 04/22/2025	50,000,000	26,042	19,039		45,081
Federal Agencies	3135G04Z3	FNMA 0.500 06/17/2025	4,655,000	1,940	2,369		4,309
Federal Agencies	3135G04Z3	FNMA 0.500 06/17/2025	10,000,000	4,167	5,068		9,235
Federal Agencies	3135G05X7	FNMA 0.375 08/25/2025	25,000,000	7,813	5,987		13,799
Federal Agencies	3135G05X7	FNMA 0.375 08/25/2025	72,500,000	22,656	12,045		34,701
Federal Agencies	3135G0X24	FNMA 1.625 01/07/2025	39,060,000	52,894	(35,924)		16,969
Federal Agencies	3135GAFY2	FNMA 5.320 10/03/2024	25,000,000	110,833			110,833
Federal Agencies	3135GAFY2	FNMA 5.320 10/03/2024	25,000,000	110,833			110,833
Federal Agencies	3135GAFY2	FNMA 5.320 10/03/2024	50,000,000	221,667			221,667
Federal Agencies	3135GAG39	FNMA 5.375 12/30/2024	25,000,000	111,979			111,979
Federal Agencies	3135GAG39	FNMA 5.375 12/30/2024	25,000,000	111,979			111,979
Federal Agencies	3135GAG39	FNMA 5.375 12/30/2024	25,000,000	111,979			111,979
Federal Agencies	3135GAG39	FNMA 5.375 12/30/2024	25,000,000	111,979			111,979
Federal Agencies	3135GANG2	FNMA 5.130 02/18/2028	25,000,000	106,875			106,875
Federal Agencies	3135GANG2	FNMA 5.130 02/18/2028	25,000,000	106,875			106,875
Federal Agencies	3135GANG2	FNMA 5.130 02/18/2028	50,000,000	213,750			213,750
Federal Agencies	3137EAEP0	FHLMC 1.500 02/12/2025	5,000,000	6,250	65		6,315
Federal Agencies	3137EAEP0	FHLMC 1.500 02/12/2025	5,000,000	6,250	65		6,315
Federal Agencies	3137EAEP0	FHLMC 1.500 02/12/2025	5,000,000	6,250	65		6,315
Federal Agencies	3137EAEP0	FHLMC 1.500 02/12/2025	15,000,000	18,750	196		18,946
Federal Agencies	3137EAEP0	FHLMC 1.500 02/12/2025	50,000,000	62,500	654		63,154
Federal Agencies	3137EAEP0	FHLMC 1.500 02/12/2025	53,532,000	66,915	(42,685)		24,230
Federal Agencies	3137EAEX3	FHLMC 0.375 09/23/2025	22,600,000	7,063	5,676		12,738
<b>Subtotals</b>			<b>\$ 6,812,567,000</b>	<b>\$ 17,257,660</b>	<b>\$ 783,744</b>	<b>\$ -</b>	<b>\$ 18,041,404</b>
Public Time Deposits	PPG1KB100	BKSANF 5.440 06/03/2024	\$ 10,000,000	\$ 46,844			\$ 46,844
Public Time Deposits	PPG2JA6N9	BRIDGE 5.360 06/17/2024	10,000,000	45,523			45,523
Public Time Deposits	PPG5M8MH8	BKSANF 5.300 07/08/2024	10,000,000	45,639			45,639
Public Time Deposits	PPGG8E735	BRIDGE 5.260 07/15/2024	10,000,000	44,674			44,674
<b>Subtotals</b>			<b>\$ 40,000,000</b>	<b>\$ 182,681</b>	<b>\$ -</b>	<b>\$ -</b>	<b>\$ 182,681</b>

# Monthly Investment Earnings

## Pooled Fund

Type of Investment	CUSIP	Issuer Name	Par Value	Accrued Interest Earned	(Amortization) / Accretion	Realized Gain/(Loss)	Total Earnings
Negotiable CDs	06367DAU9	BMOCHG 5.870 06/21/2024	\$ 100,000,000	\$ 505,472			\$ 505,472
Negotiable CDs	06367DAX3	BMOCHG 6.000 07/01/2024	100,000,000	516,667			516,667
Negotiable CDs	06367DBJ3	BMOCHG 5.890 06/07/2024	50,000,000	253,597			253,597
Negotiable CDs	06367DBR5	BMOCHG 5.930 07/01/2024	50,000,000	255,319			255,319
Negotiable CDs	06367DBW4	BMOCHG 5.970 07/29/2024	50,000,000	257,042			257,042
Negotiable CDs	06367DCF0	BMOCHG 6.010 08/14/2024	50,000,000	258,764			258,764
Negotiable CDs	06367DD44	BMOCHG 5.970 09/23/2024	50,000,000	257,042			257,042
Negotiable CDs	06367DDS1	BMOCHG 5.880 08/09/2024	50,000,000	253,167			253,167
Negotiable CDs	06367DE43	BMOCHG 5.860 10/21/2024	60,000,000	302,767			302,767
Negotiable CDs	06367DEK7	BMOCHG 5.800 11/06/2024	50,000,000	249,722			249,722
Negotiable CDs	06367DFA8	BMOCHG 5.580 10/24/2024	50,000,000	240,250			240,250
Negotiable CDs	06367DFX8	BMOCHG 5.560 07/01/2024	50,000,000	239,389			239,389
Negotiable CDs	13606KC38	CIBCNY 5.940 09/09/2024	50,000,000	255,750			255,750
Negotiable CDs	13606KD78	CIBCNY 5.920 08/12/2024	50,000,000	254,889			254,889
Negotiable CDs	13606KF92	CIBCNY 5.880 08/16/2024	50,000,000	253,167			253,167
Negotiable CDs	13606KW51	CIBCNY 5.370 09/11/2024	50,000,000	193,917			193,917
Negotiable CDs	13606KZN9	CIBCNY 5.920 07/29/2024	60,000,000	305,867			305,867
Negotiable CDs	13606KZR0	CIBCNY 5.890 07/01/2024	50,000,000	253,597			253,597
Negotiable CDs	65603APG0	NORNY 5.830 04/23/2024	50,000,000	251,014			251,014
Negotiable CDs	78015J5K9	RY 5.900 09/09/2024	60,000,000	304,833			304,833
Negotiable CDs	78015J7F8	RY 5.930 08/12/2024	60,000,000	306,383			306,383
Negotiable CDs	78015JAK3	RY 5.960 09/23/2024	60,000,000	307,933			307,933
Negotiable CDs	78015JE37	RY 5.860 08/15/2024	50,000,000	252,306			252,306
Negotiable CDs	78015JE78	RY 5.860 08/26/2024	50,000,000	252,306			252,306
Negotiable CDs	78015JHT7	RY 5.530 06/03/2024	60,000,000	285,717			285,717
Negotiable CDs	78015JJ73	RY 5.480 10/24/2024	50,000,000	235,944			235,944
Negotiable CDs	78015JXW2	RY 5.890 06/28/2024	50,000,000	253,597			253,597
Negotiable CDs	89115BH52	TDNY 5.930 10/21/2024	50,000,000	255,319			255,319
Negotiable CDs	89115BNG1	TDNY 5.850 06/05/2024	50,000,000	251,875			251,875
Negotiable CDs	89115BNV8	TDNY 5.560 07/01/2024	50,000,000	239,389			239,389
Negotiable CDs	89115BP95	TDNY 5.580 10/24/2024	50,000,000	240,250			240,250
Negotiable CDs	89115BRG7	TDNY 6.050 07/01/2024	50,000,000	260,486			260,486
Negotiable CDs	89115BS84	TDNY 5.910 07/01/2024	50,000,000	254,458			254,458
Negotiable CDs	89115BSQ4	TDNY 5.930 07/01/2024	50,000,000	255,319			255,319
Negotiable CDs	89115BV80	TDNY 5.900 07/03/2024	50,000,000	254,028			254,028
Negotiable CDs	89115BXF2	TDNY 5.600 03/06/2024		38,889			38,889
Negotiable CDs	89115DC20	TDNY 5.380 07/15/2024	70,000,000	282,450			282,450
Negotiable CDs	89115DC61	TDNY 5.370 09/10/2024	50,000,000	193,917			193,917
Negotiable CDs	89115DCA2	TDNY 5.360 09/25/2024	50,000,000	193,556			193,556
<b>Subtotals</b>			<b>\$ 2,080,000,000</b>	<b>\$ 10,276,353</b>	<b>\$ -</b>	<b>\$ -</b>	<b>\$ 10,276,353</b>
Commercial Paper	03785DCF1	APPINC 0.000 03/15/2024			\$ 24,754		\$ 24,754
Commercial Paper	59157TFH1	METSHR 0.000 06/17/2024	41,000,000		161,745		161,745
Commercial Paper	59157TGQ0	METSHR 0.000 07/24/2024	48,500,000		189,878		189,878
Commercial Paper	59157TK44	METSHR 0.000 10/04/2024	15,000,000		8,667		8,667
Commercial Paper	59515MD85	MSFT 0.000 04/08/2024	50,000,000		229,486		229,486
Commercial Paper	59515MDA0	MSFT 0.000 04/10/2024	55,000,000		252,908		252,908
Commercial Paper	59515MDN2	MSFT 0.000 04/22/2024	50,000,000		227,333		227,333
Commercial Paper	59515ME84	MSFT 0.000 05/08/2024	50,000,000		229,917		229,917

# Monthly Investment Earnings

## Pooled Fund

Type of Investment	CUSIP	Issuer Name	Par Value	Accrued Interest Earned	(Amortization) / Accretion	Realized Gain/(Loss)	Total Earnings
Commercial Paper	59515ME84	MSFT 0.000 05/08/2024	50,000,000		229,917		229,917
Commercial Paper	59515MGF6	MSFT 0.000 07/15/2024	10,000,000		39,150		39,150
Commercial Paper	62479LCD5	MUFGBK 0.000 03/13/2024			94,167		94,167
Commercial Paper	62479LCR4	MUFGBK 0.000 03/25/2024			227,200		227,200
Commercial Paper	62479LCR4	MUFGBK 0.000 03/25/2024			187,667		187,667
Commercial Paper	62479LCU7	MUFGBK 0.000 03/28/2024			354,450		354,450
Commercial Paper	62479LD85	MUFGBK 0.000 04/08/2024	50,000,000		236,806		236,806
Commercial Paper	62479LD85	MUFGBK 0.000 04/08/2024	50,000,000		235,514		235,514
Commercial Paper	62479LDQ5	MUFGBK 0.000 04/24/2024	75,000,000		346,813		346,813
Commercial Paper	62479LE68	MUFGBK 0.000 05/06/2024	51,000,000		212,613		212,613
Commercial Paper	62479LEQ4	MUFGBK 0.000 05/24/2024	40,000,000		184,622		184,622
Commercial Paper	62479LFE0	MUFGBK 0.000 06/14/2024	20,000,000		91,967		91,967
Commercial Paper	62479LFJ9	MUFGBK 0.000 06/18/2024	55,000,000		252,908		252,908
Commercial Paper	62479LG17	MUFGBK 0.000 07/01/2024	50,000,000		243,264		243,264
Commercial Paper	62479LKQ7	MUFGBK 0.000 10/24/2024	50,000,000		50,750		50,750
Commercial Paper	89233GCF1	TOYCC 0.000 03/15/2024			106,944		106,944
Commercial Paper	89233GE36	TOYCC 0.000 05/03/2024	60,000,000		289,333		289,333
Commercial Paper	89233GE69	TOYCC 0.000 05/06/2024	50,000,000		241,111		241,111
Commercial Paper	89233GEL6	TOYCC 0.000 05/20/2024	80,000,000		363,044		363,044
Commercial Paper	89233GG18	TOYCC 0.000 07/01/2024	50,000,000		241,542		241,542
Commercial Paper	89233GG18	TOYCC 0.000 07/01/2024	50,000,000		239,389		239,389
Commercial Paper	89233GKP0	TOYCC 0.000 10/23/2024	75,000,000		65,000		65,000
<b>Subtotals</b>			<b>\$ 1,175,500,000</b>	<b>\$ -</b>	<b>\$ 5,858,858</b>	<b>\$ -</b>	<b>\$ 5,858,858</b>
Money Market Funds	09248U718	BlackRock Liquidity Funds T-Fund	\$ 13,184,772	\$ 85,705			\$ 85,705
Money Market Funds	31607A703	Fidelity Govt Portfolio	773,910,117	3,432,198			3,432,198
Money Market Funds	608919718	Federated Hermes Govt Obligations Fund	398,285,003	2,093,865			2,093,865
Money Market Funds	262006208	Dreyfus Government Cash Management	12,556,693	86,995			86,995
Money Market Funds	85749T517	State Street Institutional U.S. Govt MMF	465,377,458	2,977,679			2,977,679
Money Market Funds	61747C319	Morgan Stanley Institutional Liquidity Fund	25,017,884	17,884			17,884
<b>Subtotals</b>			<b>\$ 1,688,331,927</b>	<b>\$ 8,694,326</b>	<b>\$ -</b>	<b>\$ -</b>	<b>\$ 8,694,326</b>
Supranationals	45818WDG8	IADB 0.820 02/27/2026	\$ 19,500,000	\$ 13,325	\$ (1,071)		\$ 12,254
Supranationals	4581X0CM8	IADB 2.125 01/15/2025	100,000,000	177,083	(129,379)		47,704
Supranationals	4581X0DN5	IADB 0.625 07/15/2025	28,900,000	15,052	8,734		23,786
Supranationals	4581X0DZ8	IADB 0.500 09/23/2024	50,000,000	20,833	11,897		32,730
Supranationals	4581X0EE4	IADB 3.250 07/01/2024	80,000,000	216,667	339		217,006
Supranationals	459056HV2	IBRD 1.500 08/28/2024	50,000,000	62,500	(29,623)		32,877
Supranationals	459058HT3	IBRD 1.626 01/15/2025	29,314,000	11,916	27,598		39,514
Supranationals	459058JB0	IBRD 0.626 04/22/2025	40,000,000	20,867	(1,947)		18,919
Supranationals	45906M3B5	IBRD 1.980 06/14/2024	100,000,000	165,000			165,000
Supranationals	45906M4C2	IBRD 5.750 06/15/2026		71,556			71,556
Supranationals	45950VQG4	IFC 0.440 09/23/2024	10,000,000	3,667	2,362		6,029
Supranationals	45950VRU2	IFC 4.023 01/26/2026	100,000,000	335,250			335,250
<b>Subtotals</b>			<b>\$ 607,714,000</b>	<b>\$ 1,113,715</b>	<b>\$ (111,091)</b>	<b>\$ -</b>	<b>\$ 1,002,625</b>
<b>Grand Totals</b>			<b>\$15,964,112,927</b>	<b>\$ 41,031,581</b>	<b>\$ 7,297,436</b>	<b>\$ -</b>	<b>\$ 48,329,017</b>

## Investment Transactions Pooled Fund

For month ended March 31, 2024

Accounting ID	Transaction Type	Cusip	Description	Price	Settlement Date	Posted Date	Par Value	Principal	Accrued Interest	Total
57862	Buy	3130B0AD1	FHLB 5.500 09/04/2025	100.00000	03/04/2024	03/04/2024	25,000,000.00	25,000,000.00	0.00	25,000,000.00
57863	Buy	3130B0AD1	FHLB 5.500 09/04/2025	100.00000	03/04/2024	03/04/2024	25,000,000.00	25,000,000.00	0.00	25,000,000.00
57864	Buy	3130B0AD1	FHLB 5.500 09/04/2025	100.00000	03/04/2024	03/04/2024	25,000,000.00	25,000,000.00	0.00	25,000,000.00
57865	Buy	3130B0AD1	FHLB 5.500 09/04/2025	100.00000	03/04/2024	03/04/2024	25,000,000.00	25,000,000.00	0.00	25,000,000.00
57867	Buy	62479LE68	MUFGBK 0.000 05/06/2024	99.06200	03/04/2024	03/04/2024	51,000,000.00	50,521,620.00	0.00	50,521,620.00
57866	Buy	912797JQ1	B 0.000 04/30/2024	99.17845	03/05/2024	03/05/2024	35,000,000.00	34,712,457.11	0.00	34,712,457.11
57868	Buy	59157TFH1	METSHR 0.000 06/17/2024	98.48044	03/05/2024	03/05/2024	41,000,000.00	40,376,982.22	0.00	40,376,982.22
57869	Buy	59157TGQ0	METSHR 0.000 07/24/2024	97.95550	03/05/2024	03/05/2024	48,500,000.00	47,508,417.50	0.00	47,508,417.50
57870	Buy	59515MGF6	MSFT 0.000 07/15/2024	98.08600	03/05/2024	03/05/2024	10,000,000.00	9,808,600.00	0.00	9,808,600.00
57871	Buy	89115DC20	TDNY 5.380 07/15/2024	100.00000	03/05/2024	03/05/2024	70,000,000.00	70,000,000.00	0.00	70,000,000.00
57872	Buy	89115DC61	TDNY 5.370 09/10/2024	100.00000	03/06/2024	03/06/2024	50,000,000.00	50,000,000.00	0.00	50,000,000.00
57873	Buy	89115DCA2	TDNY 5.360 09/25/2024	100.00000	03/06/2024	03/06/2024	50,000,000.00	50,000,000.00	0.00	50,000,000.00
57874	Buy	13606KW51	CIBCN Y 5.370 09/11/2024	100.00000	03/06/2024	03/06/2024	50,000,000.00	50,000,000.00	0.00	50,000,000.00
57875	Buy	912797GL5	B 0.000 09/05/2024	97.49166	03/12/2024	03/12/2024	50,000,000.00	48,745,832.00	0.00	48,745,832.00
57876	Buy	313384UM9	FHDN 0.000 03/19/2024	99.98533	03/18/2024	03/18/2024	50,000,000.00	49,992,666.67	0.00	49,992,666.67
57877	Buy	313384UM9	FHDN 0.000 03/19/2024	99.98533	03/18/2024	03/18/2024	50,000,000.00	49,992,666.67	0.00	49,992,666.67
57879	Buy	91282CEW7	T 3.250 06/30/2027	96.40625	03/21/2024	03/21/2024	50,000,000.00	48,203,125.00	361,607.14	48,564,732.14
57878	Buy	459058HT3	IBRD 1.626 01/15/2025	97.18500	03/22/2024	03/22/2024	29,314,000.00	28,488,810.90	88,709.05	28,577,519.95
57884	Buy	62479LKQ7	MUFGBK 0.000 10/24/2024	96.91150	03/25/2024	03/25/2024	50,000,000.00	48,455,750.00	0.00	48,455,750.00
57885	Buy	89233GKP0	TOYCC 0.000 10/23/2024	96.95222	03/26/2024	03/26/2024	75,000,000.00	72,714,166.67	0.00	72,714,166.67
57887	Buy	313384K32	FHDN 0.000 10/11/2024	97.22506	03/26/2024	03/26/2024	25,000,000.00	24,306,263.89	0.00	24,306,263.89
57886	Buy	3130B0MZ9	FHLB 5.100 01/27/2025	100.00000	03/27/2024	03/27/2024	115,000,000.00	115,000,000.00	0.00	115,000,000.00
57880	Buy	3134H1YE7	FHLMC 5.910 03/14/2029	100.00000	03/28/2024	03/28/2024	20,000,000.00	20,000,000.00	0.00	20,000,000.00
57881	Buy	3134H1YE7	FHLMC 5.910 03/14/2029	100.00000	03/28/2024	03/28/2024	20,000,000.00	20,000,000.00	0.00	20,000,000.00
57882	Buy	3134H1YE7	FHLMC 5.910 03/14/2029	100.00000	03/28/2024	03/28/2024	55,000,000.00	55,000,000.00	0.00	55,000,000.00
57883	Buy	3134H1YE7	FHLMC 5.910 03/14/2029	100.00000	03/28/2024	03/28/2024	20,000,000.00	20,000,000.00	0.00	20,000,000.00
57888	Buy	59157TK44	METSHR 0.000 10/04/2024	97.25556	03/28/2024	03/28/2024	15,000,000.00	14,588,333.33	0.00	14,588,333.33
			<b>Activity Total</b>				<b>1,129,814,000.00</b>	<b>1,118,415,691.96</b>	<b>450,316.19</b>	<b>1,118,866,008.15</b>
57860	Maturity	313588TT2	FNMDN 0.000 03/01/2024	100.00000	03/01/2024	03/01/2024	15,000,000.00	15,000,000.00	0.00	15,000,000.00
57604	Maturity	89115BXF2	TDNY 5.600 03/06/2024	100.00000	03/06/2024	03/06/2024	50,000,000.00	50,000,000.00	0.00	50,000,000.00
57507	Maturity	3130ATUQ8	FHLB 4.750 03/08/2024	100.00000	03/08/2024	03/08/2024	10,000,000.00	10,000,000.00	0.00	10,000,000.00
57523	Maturity	3130ATUQ8	FHLB 4.750 03/08/2024	100.00000	03/08/2024	03/08/2024	20,000,000.00	20,000,000.00	0.00	20,000,000.00
57524	Maturity	3130ATUQ8	FHLB 4.750 03/08/2024	100.00000	03/08/2024	03/08/2024	30,000,000.00	30,000,000.00	0.00	30,000,000.00
57537	Maturity	3130ATUQ8	FHLB 4.750 03/08/2024	100.00000	03/08/2024	03/08/2024	30,000,000.00	30,000,000.00	0.00	30,000,000.00
57538	Maturity	3130ATUQ8	FHLB 4.750 03/08/2024	100.00000	03/08/2024	03/08/2024	25,000,000.00	25,000,000.00	0.00	25,000,000.00
57792	Maturity	62479LCD5	MUFGBK 0.000 03/13/2024	100.00000	03/13/2024	03/13/2024	50,000,000.00	50,000,000.00	0.00	50,000,000.00
57859	Maturity	03785DCF1	APPINC 0.000 03/15/2024	100.00000	03/15/2024	03/15/2024	12,090,000.00	12,090,000.00	0.00	12,090,000.00
57684	Full Call	45906M4C2	IBRD 5.750 06/15/2026	100.00000	03/15/2024	03/15/2024	32,000,000.00	32,000,000.00	460,000.00	32,460,000.00
57794	Maturity	89233GCF1	TOYCC 0.000 03/15/2024	100.00000	03/15/2024	03/15/2024	50,000,000.00	50,000,000.00	0.00	50,000,000.00
47313	Maturity	91282CBB1	T 0.250 03/15/2024	100.00000	03/15/2024	03/15/2024	50,000,000.00	50,000,000.00	0.00	50,000,000.00
46973	Maturity	3133EMTW2	FFCB 0.300 03/18/2024	100.00000	03/18/2024	03/18/2024	50,000,000.00	50,000,000.00	0.00	50,000,000.00
46974	Maturity	3133EMTW2	FFCB 0.300 03/18/2024	100.00000	03/18/2024	03/18/2024	50,000,000.00	50,000,000.00	0.00	50,000,000.00
57876	Maturity	313384UM9	FHDN 0.000 03/19/2024	100.00000	03/19/2024	03/19/2024	50,000,000.00	50,000,000.00	0.00	50,000,000.00
57877	Maturity	313384UM9	FHDN 0.000 03/19/2024	100.00000	03/19/2024	03/19/2024	50,000,000.00	50,000,000.00	0.00	50,000,000.00
57749	Maturity	62479LCR4	MUFGBK 0.000 03/25/2024	100.00000	03/25/2024	03/25/2024	60,000,000.00	60,000,000.00	0.00	60,000,000.00
57796	Maturity	62479LCR4	MUFGBK 0.000 03/25/2024	100.00000	03/25/2024	03/25/2024	50,000,000.00	50,000,000.00	0.00	50,000,000.00
57804	Maturity	62479LCU7	MUFGBK 0.000 03/28/2024	100.00000	03/28/2024	03/28/2024	85,000,000.00	85,000,000.00	0.00	85,000,000.00
			<b>Activity Total</b>				<b>769,090,000.00</b>	<b>769,090,000.00</b>	<b>460,000.00</b>	<b>769,550,000.00</b>



## Interest Received Pooled Fund

For month ended March 31, 2024							
Accounting ID	Transaction Type	Cusip	Description	Date Posted	Interest Received	Purchased Interest Adjustment	Net Interest
46467	Interest Income	3133ELQY3	FFCB 1.210 03/03/2025	03/04/2024	145,200.00		145,200.00
46468	Interest Income	3133ELQY3	FFCB 1.210 03/03/2025	03/04/2024	96,800.00		96,800.00
47168	Interest Income	3130AP6T7	FHLB 1.075 09/03/2026	03/04/2024	134,375.00		134,375.00
47169	Interest Income	3130AP6T7	FHLB 1.075 09/03/2026	03/04/2024	134,375.00		134,375.00
47170	Interest Income	3130AP6T7	FHLB 1.075 09/03/2026	03/04/2024	134,375.00		134,375.00
47171	Interest Income	3130AP6T7	FHLB 1.075 09/03/2026	03/04/2024	134,375.00		134,375.00
57604	Interest Income	89115BXF2	TDNY 5.600 03/06/2024	03/06/2024	2,846,666.65		2,846,666.65
47314	Interest Income	3130ARB59	FHLB 2.350 03/08/2027	03/08/2024	293,750.00		293,750.00
47315	Interest Income	3130ARB59	FHLB 2.350 03/08/2027	03/08/2024	293,750.00		293,750.00
47316	Interest Income	3130ARB59	FHLB 2.350 03/08/2027	03/08/2024	293,750.00		293,750.00
47317	Interest Income	3130ARB59	FHLB 2.350 03/08/2027	03/08/2024	293,750.00		293,750.00
57507	Interest Income	3130ATUQ8	FHLB 4.750 03/08/2024	03/08/2024	237,500.00		237,500.00
57523	Interest Income	3130ATUQ8	FHLB 4.750 03/08/2024	03/08/2024	475,000.00		475,000.00
57524	Interest Income	3130ATUQ8	FHLB 4.750 03/08/2024	03/08/2024	712,500.00		712,500.00
57537	Interest Income	3130ATUQ8	FHLB 4.750 03/08/2024	03/08/2024	712,500.00		712,500.00
57538	Interest Income	3130ATUQ8	FHLB 4.750 03/08/2024	03/08/2024	593,750.00		593,750.00
57760	Interest Income	3130AXCP1	FHLB 4.875 09/11/2026	03/11/2024	267,389.69	37,047.97	230,341.72
57815	Interest Income	3133EM4X7	FFCB 0.800 09/10/2026	03/11/2024	115,900.00	59,237.78	56,662.22
47321	Interest Income	3133ENRD4	FFCB 1.680 03/10/2027	03/11/2024	408,013.20		408,013.20
47196	Interest Income	3130A8ZQ9	FHLB 1.750 09/12/2025	03/12/2024	90,081.25		90,081.25
57789	Interest Income	3130AXB31	FHLB 4.875 03/13/2026	03/13/2024	235,625.00	58,229.17	177,395.83
57790	Interest Income	3130AXB31	FHLB 4.875 03/13/2026	03/13/2024	235,625.00	58,229.17	177,395.83
57791	Interest Income	3130AXB31	FHLB 4.875 03/13/2026	03/13/2024	235,625.00	58,229.17	177,395.83
47160	Interest Income	3130ANTG5	FHLB 1.050 08/10/2026	03/13/2024	131,250.00		131,250.00
47161	Interest Income	3130ANTG5	FHLB 1.050 08/10/2026	03/13/2024	131,250.00		131,250.00
47162	Interest Income	3130ANTG5	FHLB 1.050 08/10/2026	03/13/2024	131,250.00		131,250.00
47163	Interest Income	3130ANTG5	FHLB 1.050 08/10/2026	03/13/2024	131,250.00		131,250.00
47504	Interest Income	3130ATVD6	FHLB 4.875 09/13/2024	03/13/2024	1,218,750.00		1,218,750.00
57684	Interest Income	45906M4C2	IBRD 5.750 06/15/2026	03/15/2024	460,000.00		460,000.00
57743	Interest Income	3133EPVY8	FFCB 5.000 09/15/2025	03/15/2024	205,750.00		205,750.00
57744	Interest Income	3133EPVY8	FFCB 5.000 09/15/2025	03/15/2024	375,000.00		375,000.00
57745	Interest Income	3133EPVY8	FFCB 5.000 09/15/2025	03/15/2024	500,000.00		500,000.00
47313	Interest Income	91282CBR1	T 0.250 03/15/2024	03/15/2024	62,500.00		62,500.00
47483	Interest Income	91282CFK2	T 3.500 09/15/2025	03/15/2024	875,000.00		875,000.00
46973	Interest Income	3133EMTW2	FFCB 0.300 03/18/2024	03/18/2024	75,000.00		75,000.00
46974	Interest Income	3133EMTW2	FFCB 0.300 03/18/2024	03/18/2024	75,000.00		75,000.00
46954	Interest Income	3137EAEX3	FHLMC 0.375 09/23/2025	03/25/2024	42,375.00		42,375.00
47151	Interest Income	3133EM5X6	FFCB 0.430 09/23/2024	03/25/2024	53,750.00		53,750.00
47152	Interest Income	3133EM5X6	FFCB 0.430 09/23/2024	03/25/2024	107,500.00		107,500.00
47153	Interest Income	3133EM5X6	FFCB 0.430 09/23/2024	03/25/2024	107,500.00		107,500.00
47179	Interest Income	45950VQG4	IFC 0.440 09/23/2024	03/25/2024	22,000.00		22,000.00
47197	Interest Income	4581XODZ8	IADB 0.500 09/23/2024	03/25/2024	125,000.00		125,000.00
47465	Interest Income	3133ENP79	FFCB 4.250 09/26/2024	03/26/2024	1,062,500.00		1,062,500.00
			Activity Total		15,013,300.79	270,973.26	14,742,327.53

## Money Market Fund Activity Pooled Fund

For month ended March 31, 2024				
Accounting ID	Description	Activity Date	Transaction Type	Transaction Amount
TSTXX	BlackRock Liquidity Funds T-Fund	03/01/2024	Interest Received	158,765.92
TSTXX	BlackRock Liquidity Funds T-Fund	03/04/2024	Withdrawal	(65,000,000.00)
	<b>Activity Total</b>			<b>(64,841,234.08)</b>
FRGXX	Fidelity Govt Portfolio	03/28/2024	Interest Received	3,432,197.91
	<b>Activity Total</b>			<b>3,432,197.91</b>
GOFXX	Federated Hermes Govt Obligations	03/01/2024	Deposit	128,000,000.00
GOFXX	Federated Hermes Govt Obligations	03/05/2024	Withdrawal	(100,000,000.00)
GOFXX	Federated Hermes Govt Obligations	03/06/2024	Withdrawal	(81,000,000.00)
GOFXX	Federated Hermes Govt Obligations	03/07/2024	Withdrawal	(20,000,000.00)
GOFXX	Federated Hermes Govt Obligations	03/11/2024	Withdrawal	(90,000,000.00)
GOFXX	Federated Hermes Govt Obligations	03/12/2024	Withdrawal	(70,000,000.00)
GOFXX	Federated Hermes Govt Obligations	03/15/2024	Deposit	150,000,000.00
GOFXX	Federated Hermes Govt Obligations	03/18/2024	Deposit	45,000,000.00
GOFXX	Federated Hermes Govt Obligations	03/19/2024	Withdrawal	(100,000,000.00)
GOFXX	Federated Hermes Govt Obligations	03/20/2024	Deposit	60,000,000.00
GOFXX	Federated Hermes Govt Obligations	03/21/2024	Withdrawal	(17,000,000.00)
GOFXX	Federated Hermes Govt Obligations	03/22/2024	Deposit	25,000,000.00
GOFXX	Federated Hermes Govt Obligations	03/25/2024	Deposit	19,000,000.00
GOFXX	Federated Hermes Govt Obligations	03/27/2024	Withdrawal	(100,000,000.00)
GOFXX	Federated Hermes Govt Obligations	03/28/2024	Interest Received	2,093,865.19
	<b>Activity Total</b>			<b>(148,906,134.81)</b>
DGCXX	Dreyfus Government Cash Management	03/04/2024	Withdrawal	(75,000,000.00)
DGCXX	Dreyfus Government Cash Management	03/28/2024	Interest Received	86,994.77
	<b>Activity Total</b>			<b>(74,913,005.23)</b>
OPGXX	State Street Institutional U.S. Govt MMF	03/04/2024	Deposit	20,000,000.00
OPGXX	State Street Institutional U.S. Govt MMF	03/05/2024	Withdrawal	(95,000,000.00)
OPGXX	State Street Institutional U.S. Govt MMF	03/08/2024	Deposit	115,000,000.00
OPGXX	State Street Institutional U.S. Govt MMF	03/14/2024	Withdrawal	(15,000,000.00)
OPGXX	State Street Institutional U.S. Govt MMF	03/19/2024	Withdrawal	(110,000,000.00)
OPGXX	State Street Institutional U.S. Govt MMF	03/21/2024	Withdrawal	(17,000,000.00)
OPGXX	State Street Institutional U.S. Govt MMF	03/26/2024	Withdrawal	(36,000,000.00)
OPGXX	State Street Institutional U.S. Govt MMF	03/27/2024	Withdrawal	(95,000,000.00)
OPGXX	State Street Institutional U.S. Govt MMF	03/28/2024	Withdrawal	(40,000,000.00)
OPGXX	State Street Institutional U.S. Govt MMF	03/28/2024	Interest Received	2,977,679.10
	<b>Activity Total</b>			<b>(270,022,320.90)</b>
IMPXX	Morgan Stanley Institutional Liquidity	03/27/2024	Deposit	25,000,000.00
IMPXX	Morgan Stanley Institutional Liquidity	03/28/2024	Interest Received	17,884.40
	<b>Activity Total</b>			<b>25,017,884.40</b>