



Treasurer & Tax Collector
CITY AND COUNTY OF SAN FRANCISCO

José Cisneros
TREASURER

Investment Report for the month of May 2024

June 15, 2024

The Honorable London N. Breed
Mayor of San Francisco
City Hall, Room 200
1 Dr. Carlton B. Goodlett Place
San Francisco, CA 94102-4638

The Honorable Board of Supervisors
City and County of San Francisco
City Hall, Room 244
1 Dr. Carlton B. Goodlett Place
San Francisco, CA 94102-4638

Colleagues,

In accordance with the provisions of California State Government Code, Section 53646, we forward this report detailing the City's pooled fund portfolio as of May 31, 2024. These investments provide sufficient liquidity to meet expenditure requirements for the next six months and are in compliance with our statement of investment policy and California Code.

This correspondence and its attachments show the investment activity for the month of May 2024 for the portfolios under the Treasurer's management. All pricing and valuation data is obtained from Interactive Data Corporation.

CCSF Pooled Fund Investment Earnings Statistics *

<i>(in \$ million)</i>	Current Month		Prior Month	
	Fiscal YTD	May 2024	Fiscal YTD	April 2024
Average Daily Balance	\$ 15,831	\$ 16,936	\$ 15,719	\$ 16,707
Net Earnings	491.02	52.70	438.33	50.38
Earned Income Return	3.38%	3.67%	3.35%	3.68%

CCSF Pooled Fund Statistics *

<i>(in \$ million)</i>	% of Portfolio	Book Value	Market Value	Wtd. Avg. Coupon	Wtd. Avg. YTM	WAM
U.S. Treasuries	20.71%	\$ 3,571.2	\$ 3,416.3	1.41%	1.60%	660
Federal Agencies	43.08%	7,253.8	7,106.1	3.41%	3.56%	649
Public Time Deposits	0.24%	40.0	40.0	5.34%	5.34%	25
Negotiable CDs	15.29%	2,521.0	2,521.6	5.73%	5.73%	101
Commercial Paper	5.78%	957.1	953.6	0.00%	5.49%	128
Money Market Funds	11.12%	1,834.8	1,834.8	5.24%	5.24%	1
Supranationals	3.77%	632.6	621.5	2.20%	2.12%	292
Totals	100.0%	\$ 16,810.5	\$ 16,494.0	3.32%	3.73%	454

In the remainder of this report, we provide additional information and analytics at the security-level and portfolio-level, as recommended by the California Debt and Investment Advisory Commission.

Respectfully,

José Cisneros
Treasurer

cc: Treasury Oversight Committee: Aimee Brown, Kevin Kone, Brenda Kwee McNulty
Ben Rosenfield - Controller, Office of the Controller
Mark de la Rosa - Director of Audits, Office of the Controller
Mayor's Office of Public Policy and Finance
San Francisco County Transportation Authority
San Francisco Public Library
San Francisco Health Service System

Portfolio Summary

Pooled Fund

As of May 31, 2024

<i>(in \$ million)</i>							
Security Type	Par Value	Book Value	Market Value	Market/Book Price	Current % Allocation	Max. Policy Allocation	Compliant?
U.S. Treasuries	\$ 3,590.0	\$ 3,571.2	\$ 3,416.3	95.66	21.24%	100%	Yes
Federal Agencies	7,260.7	7,253.8	7,106.1	97.96	43.15%	100%	Yes
State & Local Government							
Agency Obligations	-	-	-	-	0.00%	20%	Yes
Public Time Deposits	40.0	40.0	40.0	100.00	0.24%	100%	Yes
Negotiable CDs	2,521.0	2,521.0	2,521.6	100.02	15.00%	30%	Yes
Bankers Acceptances	-	-	-	-	0.00%	40%	Yes
Commercial Paper	975.5	957.1	953.6	99.64	5.69%	25%	Yes
Medium Term Notes	-	-	-	-	0.00%	30%	Yes
Repurchase Agreements	-	-	-	-	0.00%	10%	Yes
Reverse Repurchase/ Securities Lending Agreements	-	-	-	-	0.00%	\$75mm	Yes
Money Market Funds - Government	1,834.8	1,834.8	1,834.8	100.00	10.91%	20%	Yes
LAIF	-	-	-	-	0.00%	\$50mm	Yes
Supranationals	632.7	632.6	621.5	98.24	3.76%	30%	Yes
TOTAL	\$ 16,854.6	\$ 16,810.5	\$ 16,494.0	98.12	100.00%	-	Yes

The City and County of San Francisco uses the following methodology to determine compliance: Compliance is pre-trade and calculated on a book value basis of the overall portfolio value. Cash balances are included in the City's compliance calculations.

Please note the information in this report does not include cash balances. Due to fluctuations in the market value of the securities held in the Pooled Fund and changes in the City's cash position, the allocation limits may be exceeded on a post-trade compliance basis. In these instances, no compliance violation has occurred, as the policy limits were not exceeded prior to trade execution. The full Investment Policy can be found at <https://sftreasurer.org/banking-investments/investments>

Totals may not add due to rounding.

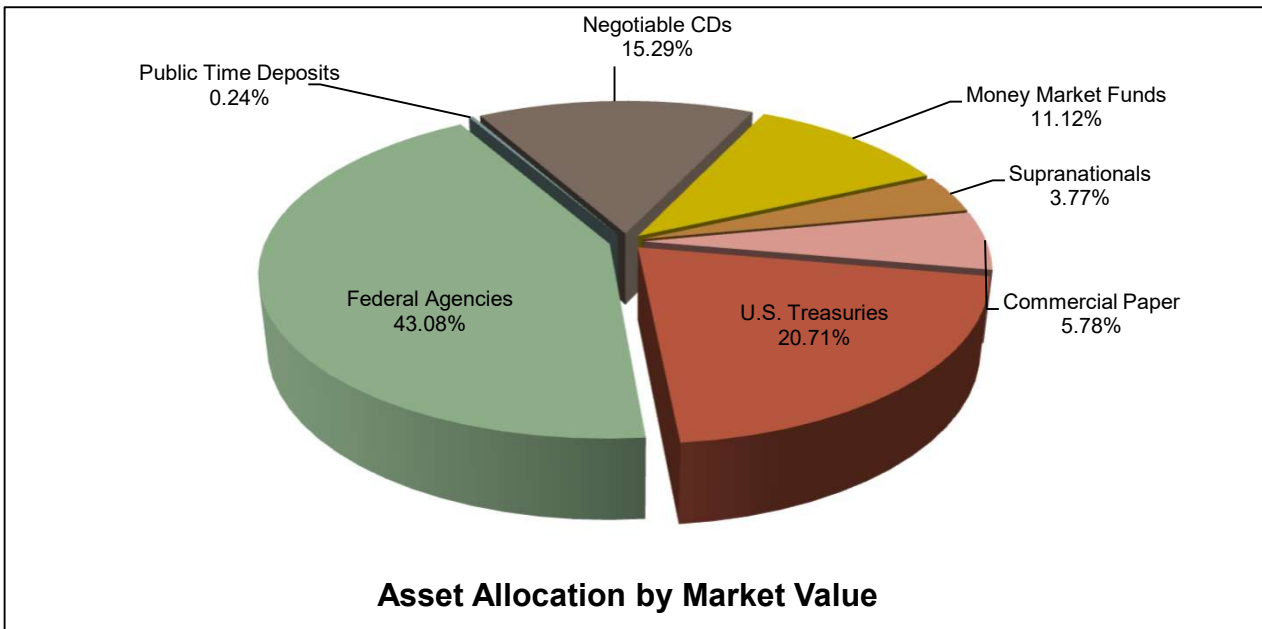
City and County of San Francisco

Pooled Fund Portfolio Statistics

For the month ended May 31, 2024

Average Daily Balance	\$16,935,880,996
Net Earnings	\$52,696,204
Earned Income Return	3.67%
Weighted Average Maturity	454 days

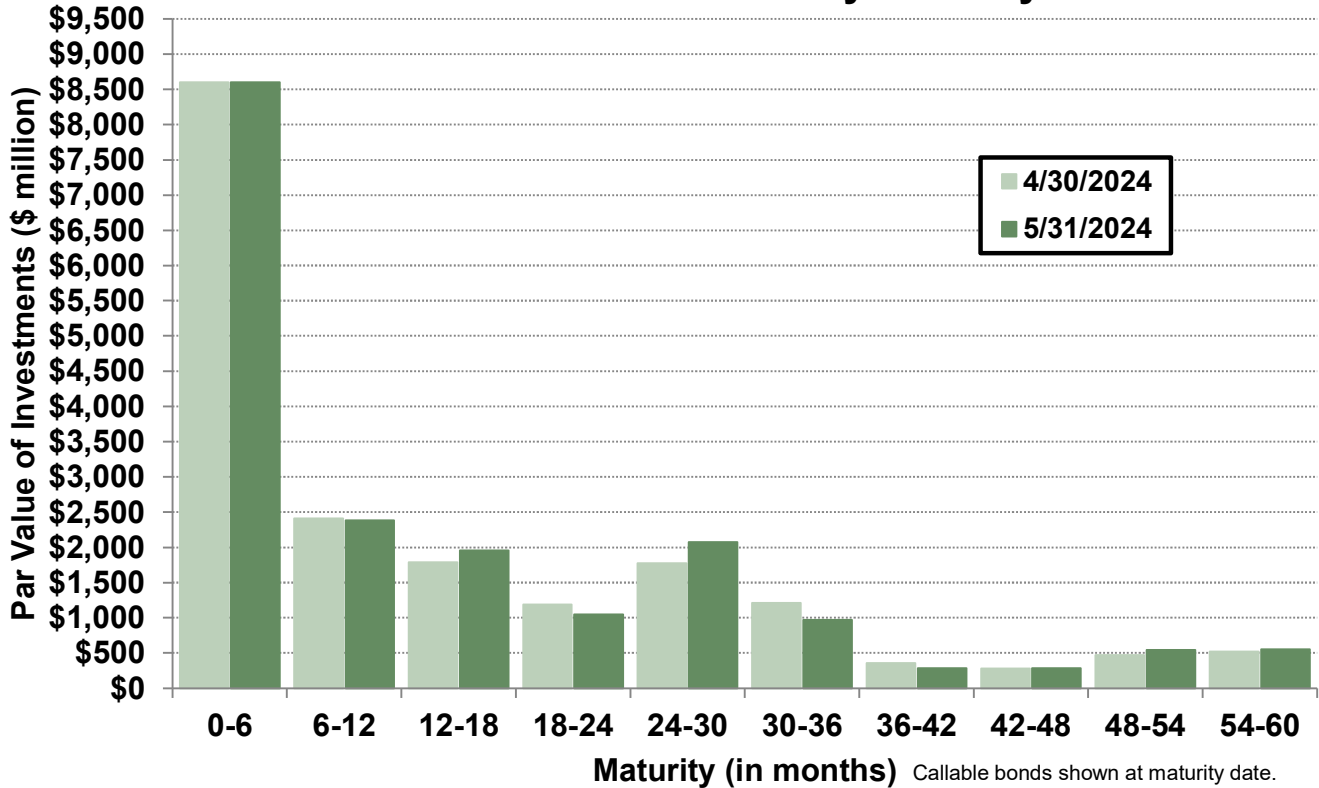
Investment Type	(\$ million)	Par Value	Book Value	Market Value
U.S. Treasuries	\$ 3,590.0	\$ 3,571.2	\$ 3,416.3	
Federal Agencies	7,260.7	7,253.8	7,106.1	
Public Time Deposits	40.0	40.0	40.0	
Negotiable CDs	2,521.0	2,521.0	2,521.6	
Commercial Paper	975.5	957.1	953.6	
Money Market Funds	1,834.8	1,834.8	1,834.8	
Supranationals	632.7	632.6	621.5	
Total	\$ 16,854.6	\$ 16,810.5	\$ 16,494.0	



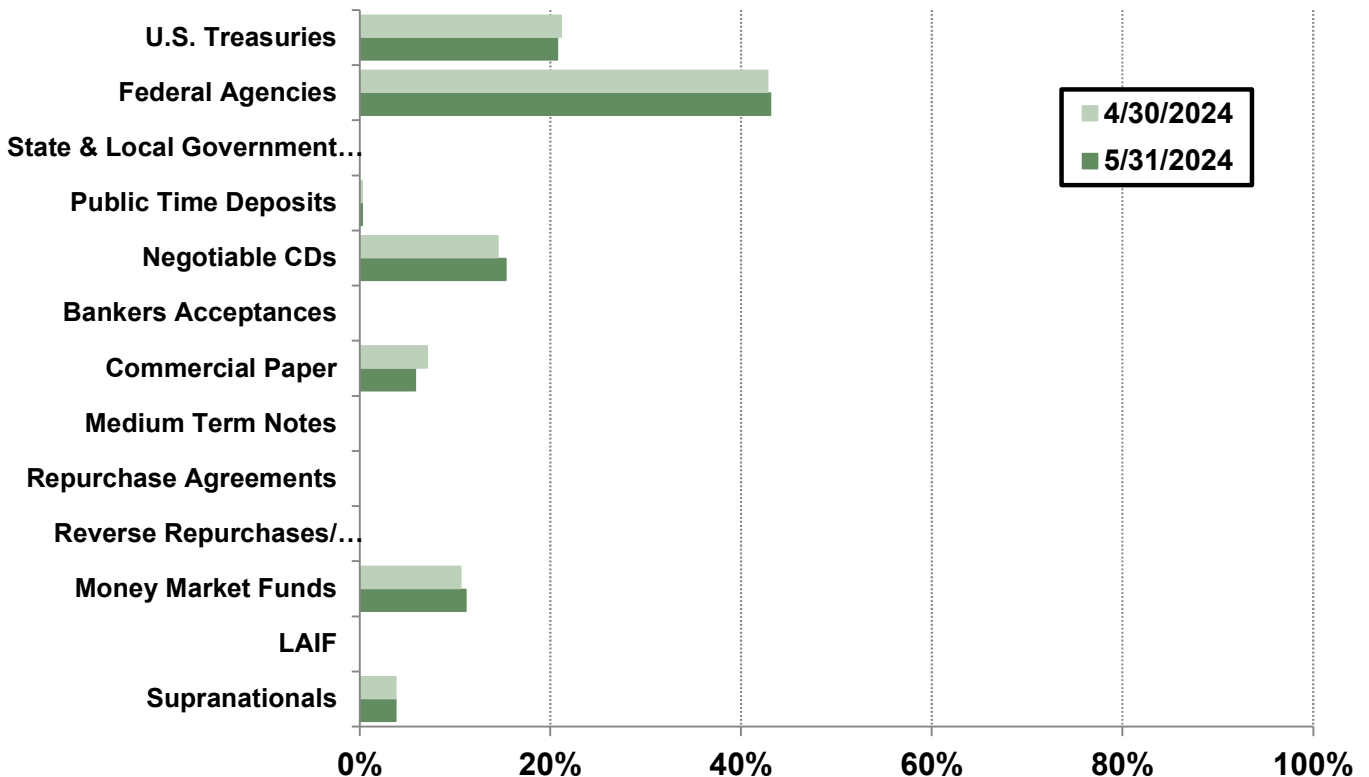
Portfolio Analysis

Pooled Fund

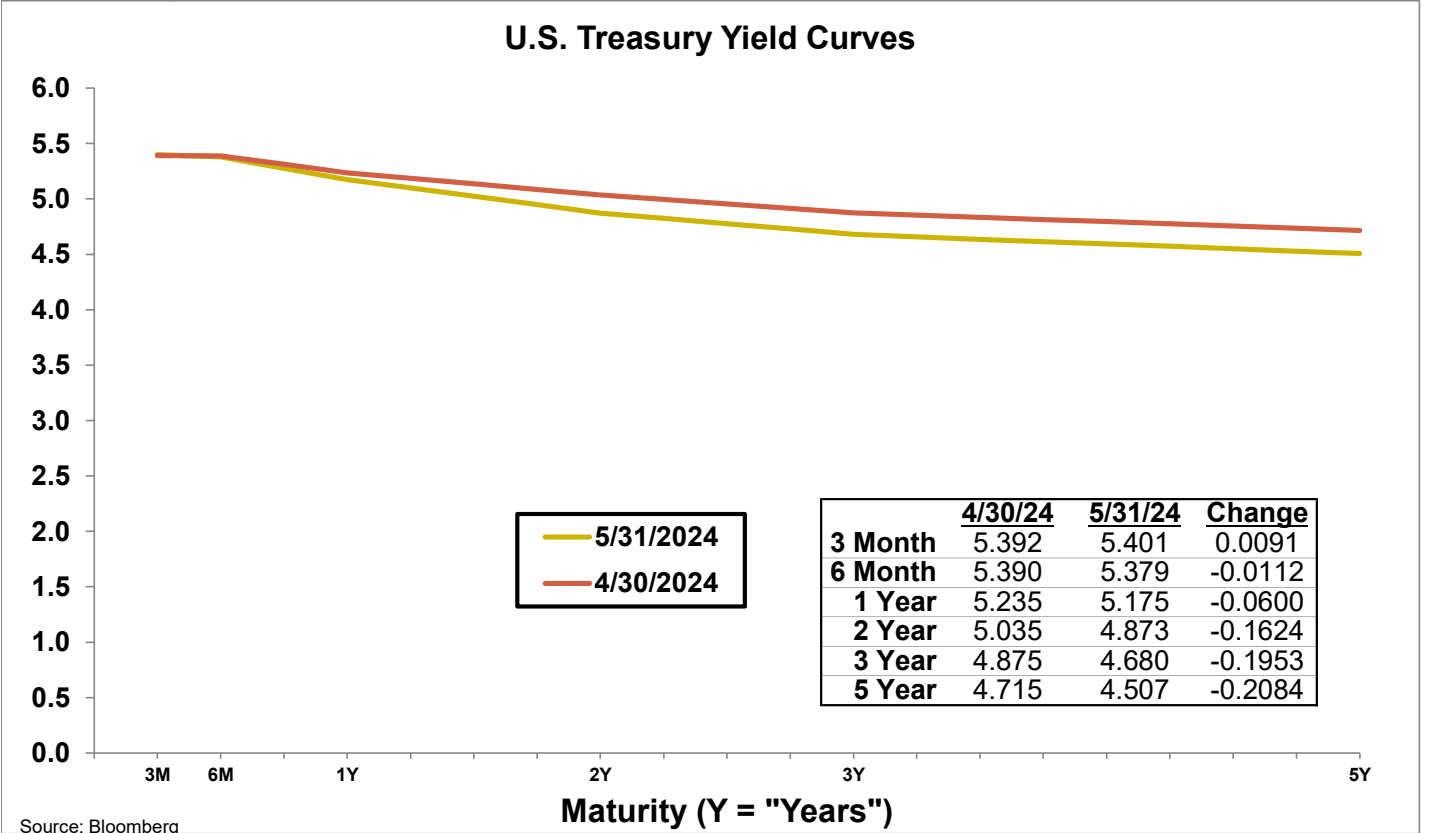
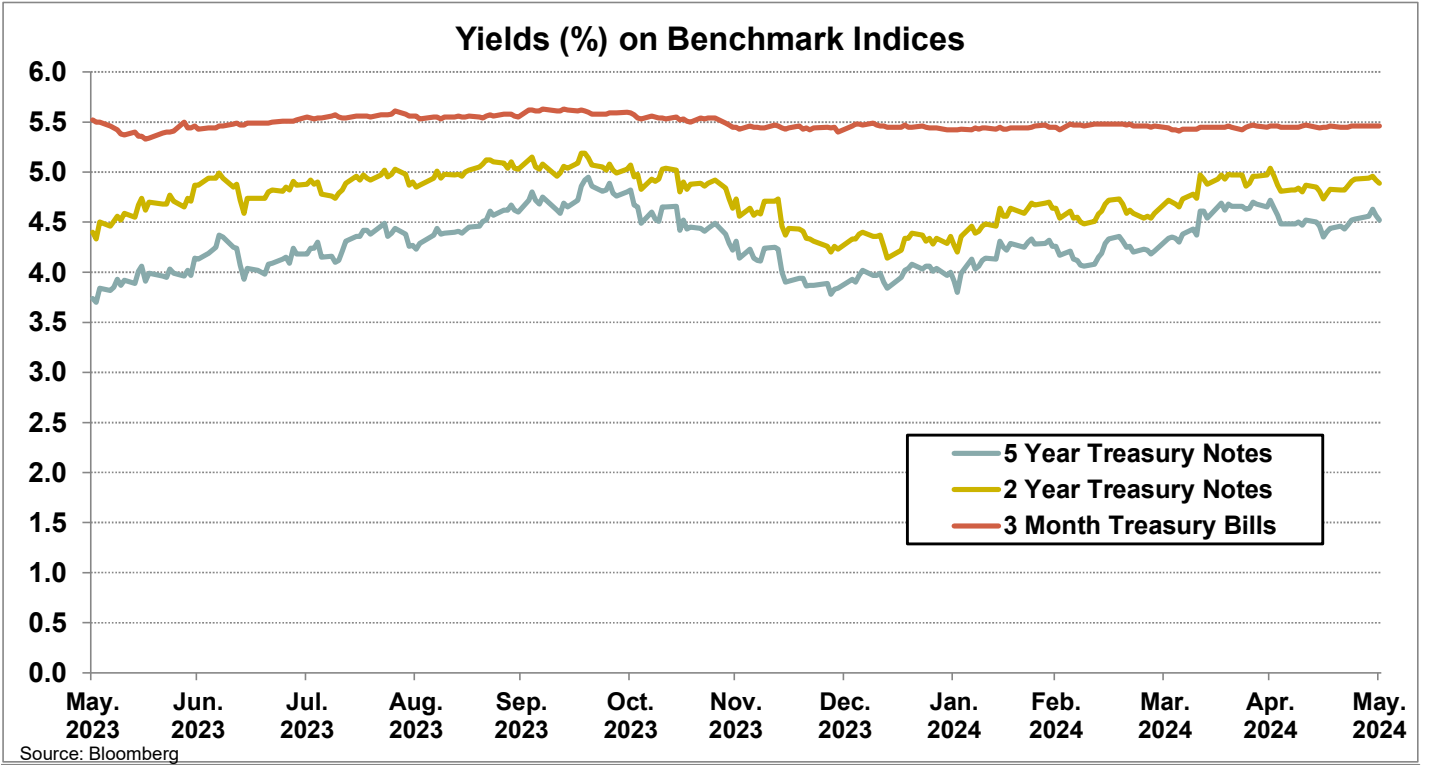
Par Value of Investments by Maturity



Asset Allocation by Market Value



Yield Curves



Investment Inventory

Pooled Fund

As of May 31, 2024

Type of Investment	CUSIP	Issuer Name	Maturity		Coupon	Par Value	Original Cost	Amortized	
			Settle Date	Date				Book Value	Market Value
U.S. Treasuries	91282CCL3	U.S. Treasury Note	8/6/2021	7/15/2024	0.38	\$ 50,000,000	\$ 49,998,047	\$ 49,999,920	\$ 49,714,845
U.S. Treasuries	91282CCL3	U.S. Treasury Note	8/9/2021	7/15/2024	0.38	50,000,000	49,960,938	49,998,395	49,714,845
U.S. Treasuries	91282CCL3	U.S. Treasury Note	4/12/2022	7/15/2024	0.38	50,000,000	47,572,266	49,870,521	49,714,845
U.S. Treasuries	912828Y87	U.S. Treasury Note	3/30/2021	7/31/2024	1.75	50,000,000	52,210,938	50,108,824	49,714,845
U.S. Treasuries	91282CCT6	U.S. Treasury Note	8/25/2021	8/15/2024	0.38	50,000,000	49,898,438	49,992,986	49,509,765
U.S. Treasuries	912797GL5	U.S. Treasury Bill	3/12/2024	9/5/2024	0.00	50,000,000	48,745,832	49,319,773	49,291,700
U.S. Treasuries	912828YM6	U.S. Treasury Note	4/15/2021	10/31/2024	1.50	50,000,000	51,746,094	50,204,947	49,236,330
U.S. Treasuries	912828G38	U.S. Treasury Note	3/9/2021	11/15/2024	2.25	50,000,000	53,160,156	50,391,794	49,322,265
U.S. Treasuries	912828G38	U.S. Treasury Note	3/12/2021	11/15/2024	2.25	50,000,000	53,228,516	50,401,162	49,322,265
U.S. Treasuries	912828YY0	U.S. Treasury Note	3/15/2021	12/31/2024	1.75	50,000,000	52,226,563	50,341,931	49,003,905
U.S. Treasuries	912828Z52	U.S. Treasury Note	3/30/2021	1/31/2025	1.38	50,000,000	51,515,625	50,263,587	48,746,095
U.S. Treasuries	912828Z52	U.S. Treasury Note	4/15/2021	1/31/2025	1.38	50,000,000	51,507,813	50,265,253	48,746,095
U.S. Treasuries	912828ZC7	U.S. Treasury Note	3/15/2021	2/28/2025	1.13	50,000,000	51,011,719	50,190,309	48,511,720
U.S. Treasuries	912828ZC7	U.S. Treasury Note	3/31/2021	2/28/2025	1.13	50,000,000	50,998,047	50,998,838	48,511,720
U.S. Treasuries	912828ZF0	U.S. Treasury Note	4/15/2021	3/31/2025	0.50	50,000,000	49,779,297	49,953,753	48,119,140
U.S. Treasuries	912828ZF0	U.S. Treasury Note	4/19/2021	3/31/2025	0.50	50,000,000	49,839,844	49,966,347	48,119,140
U.S. Treasuries	912828ZL7	U.S. Treasury Note	5/18/2021	4/30/2025	0.38	50,000,000	49,615,234	49,911,208	47,876,955
U.S. Treasuries	912828XB1	U.S. Treasury Note	9/2/2021	5/15/2025	2.13	50,000,000	52,849,609	50,734,022	48,585,940
U.S. Treasuries	912828ZW3	U.S. Treasury Note	3/8/2021	6/30/2025	0.25	50,000,000	49,140,625	49,785,020	47,470,705
U.S. Treasuries	912828ZW3	U.S. Treasury Note	3/9/2021	6/30/2025	0.25	50,000,000	49,042,969	49,760,438	47,470,705
U.S. Treasuries	912828ZW3	U.S. Treasury Note	5/12/2021	6/30/2025	0.25	50,000,000	49,281,250	49,812,459	47,470,705
U.S. Treasuries	912828ZW3	U.S. Treasury Note	5/13/2021	6/30/2025	0.25	50,000,000	49,183,594	49,786,836	47,470,705
U.S. Treasuries	912828ZW3	U.S. Treasury Note	5/18/2021	6/30/2025	0.25	50,000,000	49,253,906	49,804,547	47,470,705
U.S. Treasuries	912828ZW3	U.S. Treasury Note	7/12/2021	6/30/2025	0.25	50,000,000	49,310,547	49,812,530	47,470,705
U.S. Treasuries	912828ZW3	U.S. Treasury Note	8/5/2021	6/30/2025	0.25	50,000,000	49,500,000	49,861,754	47,470,705
U.S. Treasuries	912828ZW3	U.S. Treasury Note	8/6/2021	6/30/2025	0.25	50,000,000	49,406,250	49,835,718	47,470,705
U.S. Treasuries	912828ZW3	U.S. Treasury Note	12/7/2021	6/30/2025	0.25	50,000,000	48,628,906	49,584,773	47,470,705
U.S. Treasuries	91282CHL8	U.S. Treasury Note	2/6/2024	6/30/2025	4.63	50,000,000	49,976,563	49,981,893	49,724,610
U.S. Treasuries	91282CAB7	U.S. Treasury Note	8/5/2021	7/31/2025	0.25	50,000,000	49,458,984	49,842,080	47,289,065
U.S. Treasuries	91282CAB7	U.S. Treasury Note	8/6/2021	7/31/2025	0.25	50,000,000	49,363,281	49,814,017	47,289,065
U.S. Treasuries	91282CFK2	U.S. Treasury Note	10/7/2022	9/15/2025	3.50	50,000,000	48,968,750	49,547,748	49,009,765
U.S. Treasuries	91282CAM3	U.S. Treasury Note	5/12/2021	9/30/2025	0.25	50,000,000	49,109,375	49,729,810	46,931,640
U.S. Treasuries	91282CAM3	U.S. Treasury Note	7/26/2021	9/30/2025	0.25	50,000,000	49,281,250	49,771,243	46,931,640
U.S. Treasuries	91282CAT8	U.S. Treasury Note	2/25/2021	10/31/2025	0.25	50,000,000	49,298,828	49,787,884	46,757,815
U.S. Treasuries	91282CAT8	U.S. Treasury Note	3/2/2021	10/31/2025	0.25	50,000,000	49,078,125	49,720,300	46,757,815
U.S. Treasuries	91282CAT8	U.S. Treasury Note	3/4/2021	10/31/2025	0.25	50,000,000	49,048,828	49,711,072	46,757,815
U.S. Treasuries	91282CBC4	U.S. Treasury Note	2/25/2021	12/31/2025	0.38	50,000,000	49,455,078	49,822,054	46,517,580
U.S. Treasuries	91282CBC4	U.S. Treasury Note	2/26/2021	12/31/2025	0.38	50,000,000	49,271,484	49,761,966	46,517,580
U.S. Treasuries	91282CBW0	U.S. Treasury Note	6/28/2021	4/30/2026	0.75	50,000,000	49,662,109	49,866,527	46,253,905
U.S. Treasuries	91282CBW0	U.S. Treasury Note	7/2/2021	4/30/2026	0.75	50,000,000	49,730,469	49,893,288	46,253,905
U.S. Treasuries	912828R36	U.S. Treasury Note	7/23/2021	5/15/2026	1.63	50,000,000	52,203,125	50,894,040	46,996,095
U.S. Treasuries	912828R36	U.S. Treasury Note	8/27/2021	5/15/2026	1.63	50,000,000	51,890,625	50,782,820	46,996,095
U.S. Treasuries	91282CCJ8	U.S. Treasury Note	7/2/2021	6/30/2026	0.88	50,000,000	49,931,641	49,971,554	46,115,235
U.S. Treasuries	91282CCJ8	U.S. Treasury Note	7/14/2021	6/30/2026	0.88	50,000,000	50,070,313	50,029,452	46,115,235
U.S. Treasuries	91282CCJ8	U.S. Treasury Note	7/22/2021	6/30/2026	0.88	50,000,000	50,345,703	50,145,448	46,115,235
U.S. Treasuries	91282CCJ8	U.S. Treasury Note	7/22/2021	6/30/2026	0.88	50,000,000	50,328,125	50,138,053	46,115,235
U.S. Treasuries	91282CCJ8	U.S. Treasury Note	8/6/2021	6/30/2026	0.88	50,000,000	50,406,250	50,172,355	46,115,235
U.S. Treasuries	91282CCJ8	U.S. Treasury Note	8/10/2021	6/30/2026	0.88	50,000,000	50,240,234	50,102,150	46,115,235
U.S. Treasuries	91282CCJ8	U.S. Treasury Note	9/24/2021	6/30/2026	0.88	50,000,000	49,937,500	49,972,737	46,115,235

Investment Inventory

Pooled Fund

Type of Investment	CUSIP	Issuer Name	Maturity			Par Value	Original Cost	Amortized	
			Settle Date	Date	Coupon			Book Value	Market Value
U.S. Treasuries	91282CCJ8	U.S. Treasury Note	10/14/2021	6/30/2026	0.88	50,000,000	49,593,750	49,820,730	46,115,235
U.S. Treasuries	91282CCJ8	U.S. Treasury Note	1/4/2022	6/30/2026	0.88	50,000,000	49,027,344	49,549,300	46,115,235
U.S. Treasuries	91282CCW9	U.S. Treasury Note	9/28/2021	8/31/2026	0.75	50,000,000	49,449,219	49,748,503	45,710,940
U.S. Treasuries	91282CCZ2	U.S. Treasury Note	10/8/2021	9/30/2026	0.88	50,000,000	49,689,453	49,854,634	45,734,375
U.S. Treasuries	91282CCZ2	U.S. Treasury Note	10/8/2021	9/30/2026	0.88	50,000,000	49,671,875	49,846,406	45,734,375
U.S. Treasuries	91282CCZ2	U.S. Treasury Note	10/19/2021	9/30/2026	0.88	50,000,000	49,318,359	49,678,984	45,734,375
U.S. Treasuries	91282CDK4	U.S. Treasury Note	12/3/2021	11/30/2026	1.25	50,000,000	50,072,266	50,036,153	45,894,530
U.S. Treasuries	91282CDK4	U.S. Treasury Note	12/7/2021	11/30/2026	1.25	50,000,000	50,117,188	50,058,755	45,894,530
U.S. Treasuries	91282CDK4	U.S. Treasury Note	3/29/2022	11/30/2026	1.25	50,000,000	47,078,125	48,438,928	45,894,530
U.S. Treasuries	91282CDQ1	U.S. Treasury Note	3/29/2022	12/31/2026	1.25	50,000,000	47,107,422	48,430,552	45,808,595
U.S. Treasuries	91282CEF4	U.S. Treasury Note	4/6/2022	3/31/2027	2.50	25,000,000	24,757,813	24,862,539	23,546,875
U.S. Treasuries	91282CEW7	U.S. Treasury Note	3/21/2024	6/30/2027	3.25	50,000,000	48,203,125	48,311,298	47,976,565
U.S. Treasuries	91282CEW7	U.S. Treasury Note	4/3/2024	6/30/2027	3.25	50,000,000	48,113,281	48,207,378	47,976,565
U.S. Treasuries	9128284N7	U.S. Treasury Note	4/9/2024	5/15/2028	2.88	65,000,000	61,082,227	61,220,932	60,995,896
U.S. Treasuries	91282CHK0	U.S. Treasury Note	1/5/2024	6/30/2028	4.00	50,000,000	49,974,609	49,976,904	48,914,065
U.S. Treasuries	91282CHK0	U.S. Treasury Note	1/18/2024	6/30/2028	4.00	50,000,000	49,927,734	49,933,738	48,914,065
U.S. Treasuries	91282CHK0	U.S. Treasury Note	1/18/2024	6/30/2028	4.00	50,000,000	49,904,297	49,912,248	48,914,065
U.S. Treasuries	91282CHK0	U.S. Treasury Note	2/6/2024	6/30/2028	4.00	50,000,000	49,677,734	49,701,011	48,914,065
U.S. Treasuries	91282CHK0	U.S. Treasury Note	2/27/2024	6/30/2028	4.00	50,000,000	49,298,828	49,340,854	48,914,065
U.S. Treasuries	91282CHK0	U.S. Treasury Note	5/13/2024	6/30/2028	4.00	50,000,000	48,939,453	48,952,807	48,914,065
U.S. Treasuries	91282CHX2	U.S. Treasury Note	12/12/2023	8/31/2028	4.38	50,000,000	50,115,234	50,103,738	49,599,610
U.S. Treasuries	9128286B1	U.S. Treasury Note	4/11/2024	2/15/2029	2.63	50,000,000	45,710,938	45,834,451	45,947,265
U.S. Treasuries	91282CKD2	U.S. Treasury Note	4/8/2024	2/28/2029	4.25	50,000,000	49,773,438	49,780,284	49,386,720
Subtotals					1.41	\$ 3,590,000,000	\$ 3,572,273,371	\$ 3,571,208,261	\$ 3,416,340,401
Federal Agencies	3133ENYH7	Federal Farm Credit Bank	6/10/2022	6/10/2024	2.63	\$ 100,000,000	\$ 99,871,000	\$ 99,998,412	\$ 99,900,100
Federal Agencies	3130A1XJ2	Federal Home Loan Bank	5/18/2022	6/14/2024	2.88	15,955,000	16,008,449	15,955,917	15,935,168
Federal Agencies	3130A1XJ2	Federal Home Loan Bank	5/18/2022	6/14/2024	2.88	17,980,000	18,043,829	17,981,095	17,957,651
Federal Agencies	3130A1XJ2	Federal Home Loan Bank	5/12/2022	6/14/2024	2.88	25,500,000	25,552,530	25,500,894	25,468,304
Federal Agencies	3130A1XJ2	Federal Home Loan Bank	5/16/2022	6/14/2024	2.88	50,000,000	50,204,000	50,003,489	49,937,850
Federal Agencies	3130ASHK8	Federal Home Loan Bank	7/22/2022	6/14/2024	3.13	28,000,000	27,904,520	27,998,209	27,968,276
Federal Agencies	3130ASHK8	Federal Home Loan Bank	7/22/2022	6/14/2024	3.13	28,210,000	28,114,932	28,208,217	28,178,038
Federal Agencies	3133ENYX2	Federal Farm Credit Bank	6/17/2022	6/17/2024	3.25	25,000,000	24,970,500	24,999,354	24,968,300
Federal Agencies	3133ENYX2	Federal Farm Credit Bank	6/17/2022	6/17/2024	3.25	25,000,000	24,970,750	24,999,360	24,968,300
Federal Agencies	3133ENYX2	Federal Farm Credit Bank	6/17/2022	6/17/2024	3.25	50,000,000	49,970,000	49,999,343	49,936,600
Federal Agencies	3133ENZS2	Federal Farm Credit Bank	6/28/2022	6/28/2024	3.10	25,000,000	24,987,500	24,999,538	24,949,150
Federal Agencies	3133ENZS2	Federal Farm Credit Bank	6/28/2022	6/28/2024	3.10	25,000,000	24,986,500	24,999,501	24,949,150
Federal Agencies	3133ENZS2	Federal Farm Credit Bank	6/28/2022	6/28/2024	3.10	50,000,000	49,973,000	49,999,003	49,898,300
Federal Agencies	313384YV5	Federal Home Loan Bank Discount	10/31/2023	7/1/2024	0.00	25,000,000	24,111,264	24,890,729	24,883,100
Federal Agencies	313384YV5	Federal Home Loan Bank Discount	10/31/2023	7/1/2024	0.00	25,000,000	24,111,264	24,890,729	24,883,100
Federal Agencies	313384YV5	Federal Home Loan Bank Discount	10/31/2023	7/1/2024	0.00	25,000,000	24,111,264	24,890,729	24,883,100
Federal Agencies	313384YZ6	Federal Home Loan Bank Discount	2/21/2024	7/5/2024	0.00	25,000,000	24,518,125	24,878,639	24,868,250
Federal Agencies	3130ASME6	Federal Home Loan Bank	7/8/2022	7/8/2024	3.00	10,000,000	9,980,600	9,999,018	9,973,590
Federal Agencies	3130ASME6	Federal Home Loan Bank	7/8/2022	7/8/2024	3.00	15,000,000	14,970,900	14,998,527	14,960,385
Federal Agencies	3130ASME6	Federal Home Loan Bank	7/8/2022	7/8/2024	3.00	17,500,000	17,466,050	17,498,282	17,453,783
Federal Agencies	313384ZT9	Federal Home Loan Bank Discount	2/21/2024	7/23/2024	0.00	15,000,000	14,674,238	14,889,283	14,881,500
Federal Agencies	3133EMV25	Federal Farm Credit Bank	8/6/2021	7/23/2024	0.45	50,000,000	50,092,000	50,004,421	49,632,700
Federal Agencies	3133EPBF1	Federal Farm Credit Bank	2/21/2023	8/21/2024	4.88	10,000,000	9,995,700	9,999,363	9,981,000
Federal Agencies	3133EPBF1	Federal Farm Credit Bank	2/21/2023	8/21/2024	4.88	20,000,000	19,992,000	19,998,815	19,962,000
Federal Agencies	3133EPBF1	Federal Farm Credit Bank	2/21/2023	8/21/2024	4.88	25,000,000	24,990,000	24,998,519	24,952,500

Investment Inventory

Pooled Fund

Type of Investment	CUSIP	Issuer Name	Maturity			Par Value	Original Cost	Amortized	
			Settle Date	Date	Coupon			Book Value	Market Value
Federal Agencies	3133ENJ84	Federal Farm Credit Bank	8/26/2022	8/26/2024	3.38	50,000,000	49,916,500	49,990,176	49,716,150
Federal Agencies	3130ATVD6	Federal Home Loan Bank	11/10/2022	9/13/2024	4.88	50,000,000	50,062,000	50,009,581	49,889,450
Federal Agencies	3133EM5X6	Federal Farm Credit Bank	9/23/2021	9/23/2024	0.43	25,000,000	24,974,750	24,997,374	24,593,375
Federal Agencies	3133EM5X6	Federal Farm Credit Bank	9/23/2021	9/23/2024	0.43	50,000,000	49,949,500	49,994,747	49,186,750
Federal Agencies	3133EM5X6	Federal Farm Credit Bank	9/23/2021	9/23/2024	0.43	50,000,000	49,949,500	49,994,747	49,186,750
Federal Agencies	3133ENP79	Federal Farm Credit Bank	9/26/2022	9/26/2024	4.25	50,000,000	49,996,000	49,999,360	49,793,750
Federal Agencies	3130ATT31	Federal Home Loan Bank	11/1/2022	10/3/2024	4.50	50,000,000	49,860,500	49,975,359	49,835,300
Federal Agencies	3135GAFY2	Fannie Mae	4/3/2023	10/3/2024	5.32	25,000,000	25,000,000	25,000,000	24,954,875
Federal Agencies	3135GAFY2	Fannie Mae	4/3/2023	10/3/2024	5.32	25,000,000	25,000,000	25,000,000	24,954,875
Federal Agencies	3135GAFY2	Fannie Mae	4/3/2023	10/3/2024	5.32	50,000,000	50,000,000	50,000,000	49,909,750
Federal Agencies	313384K32	Federal Home Loan Bank Discount	3/26/2024	10/11/2024	0.00	25,000,000	24,306,264	24,539,833	24,519,500
Federal Agencies	3133EPHD0	Federal Farm Credit Bank	4/28/2023	10/28/2024	4.50	20,000,000	19,968,400	19,991,424	19,911,120
Federal Agencies	3133EPHD0	Federal Farm Credit Bank	4/28/2023	10/28/2024	4.50	25,000,000	24,959,000	24,988,872	24,888,900
Federal Agencies	3133ENEJ5	Federal Farm Credit Bank	11/18/2021	11/18/2024	0.88	10,000,000	9,988,500	9,998,216	9,797,020
Federal Agencies	3133ENEJ5	Federal Farm Credit Bank	11/18/2021	11/18/2024	0.88	10,000,000	9,988,500	9,988,216	9,797,020
Federal Agencies	3133ENEJ5	Federal Farm Credit Bank	11/18/2021	11/18/2024	0.88	50,000,000	49,942,500	49,991,081	48,985,100
Federal Agencies	3133ENZ94	Federal Farm Credit Bank	11/18/2022	11/18/2024	4.50	25,000,000	24,973,500	24,993,837	24,874,175
Federal Agencies	3133ELCP7	Federal Farm Credit Bank	12/3/2019	12/3/2024	1.63	25,000,000	24,960,000	24,995,950	24,532,950
Federal Agencies	3133ENGQ7	Federal Farm Credit Bank	12/9/2021	12/9/2024	0.92	50,000,000	49,985,000	49,997,386	48,810,600
Federal Agencies	3133ENGQ7	Federal Farm Credit Bank	12/9/2021	12/9/2024	0.92	50,000,000	49,963,000	49,993,552	48,810,600
Federal Agencies	3133EN4N7	Federal Farm Credit Bank	12/20/2022	12/20/2024	4.25	10,000,000	9,982,900	9,995,275	9,937,490
Federal Agencies	3133EN4N7	Federal Farm Credit Bank	12/20/2022	12/20/2024	4.25	25,000,000	24,954,500	24,987,427	24,843,725
Federal Agencies	3133EN4N7	Federal Farm Credit Bank	12/20/2022	12/20/2024	4.25	25,000,000	24,954,500	24,987,427	24,843,725
Federal Agencies	3135GAG39	Fannie Mae	3/30/2023	12/30/2024	5.38	25,000,000	25,000,000	25,000,000	24,994,250
Federal Agencies	3135GAG39	Fannie Mae	3/30/2023	12/30/2024	5.38	25,000,000	25,000,000	25,000,000	24,994,250
Federal Agencies	3135GAG39	Fannie Mae	3/30/2023	12/30/2024	5.38	25,000,000	25,000,000	25,000,000	24,994,250
Federal Agencies	3135GAG39	Fannie Mae	3/30/2023	12/30/2024	5.38	25,000,000	25,000,000	25,000,000	24,994,250
Federal Agencies	3133ENKS8	Federal Farm Credit Bank	1/11/2022	1/6/2025	1.13	20,000,000	19,955,000	19,990,967	19,504,300
Federal Agencies	3133ENKS8	Federal Farm Credit Bank	1/11/2022	1/6/2025	1.13	25,000,000	24,943,750	24,988,709	24,380,375
Federal Agencies	3133ENKS8	Federal Farm Credit Bank	1/11/2022	1/6/2025	1.13	25,000,000	24,943,750	24,988,709	24,380,375
Federal Agencies	3135G0X24	Fannie Mae	4/21/2021	1/7/2025	1.63	39,060,000	40,632,556	39,314,946	38,199,899
Federal Agencies	3133ENZ37	Federal Farm Credit Bank	11/10/2022	1/10/2025	4.88	10,000,000	9,999,400	9,999,831	9,970,900
Federal Agencies	3133ENZ37	Federal Farm Credit Bank	11/10/2022	1/10/2025	4.88	20,000,000	19,998,800	19,999,662	19,941,800
Federal Agencies	3133ENZ37	Federal Farm Credit Bank	11/10/2022	1/10/2025	4.88	20,000,000	19,999,580	19,999,882	19,941,800
Federal Agencies	3130B0MZ9	Federal Home Loan Bank	3/27/2024	1/27/2025	5.10	115,000,000	115,000,000	115,000,000	114,776,900
Federal Agencies	3133EPAG0	Federal Farm Credit Bank	2/10/2023	2/10/2025	4.25	10,000,000	9,947,200	9,981,654	9,923,800
Federal Agencies	3133EPAG0	Federal Farm Credit Bank	2/10/2023	2/10/2025	4.25	29,875,000	29,716,065	29,819,775	29,647,353
Federal Agencies	3137EAEP0	Freddie Mac	2/14/2020	2/12/2025	1.50	5,000,000	4,996,150	4,999,460	4,872,580
Federal Agencies	3137EAEP0	Freddie Mac	2/14/2020	2/12/2025	1.50	5,000,000	4,996,150	4,999,460	4,872,580
Federal Agencies	3137EAEP0	Freddie Mac	2/14/2020	2/12/2025	1.50	5,000,000	4,996,150	4,999,460	4,872,580
Federal Agencies	3137EAEP0	Freddie Mac	2/14/2020	2/12/2025	1.50	15,000,000	14,988,450	14,998,380	14,617,740
Federal Agencies	3137EAEP0	Freddie Mac	2/14/2020	2/12/2025	1.50	50,000,000	49,961,500	49,994,599	48,725,800
Federal Agencies	3137EAEP0	Freddie Mac	4/21/2021	2/12/2025	1.50	53,532,000	55,450,052	53,884,492	52,167,791
Federal Agencies	3130AUVZ4	Federal Home Loan Bank	2/13/2023	2/13/2025	4.50	50,000,000	49,921,500	49,972,402	49,692,000
Federal Agencies	3130AV7L0	Federal Home Loan Bank	3/3/2023	2/28/2025	5.00	25,000,000	24,967,000	24,987,670	24,931,025
Federal Agencies	3130AV7L0	Federal Home Loan Bank	3/3/2023	2/28/2025	5.00	35,000,000	34,953,800	34,982,738	34,903,435
Federal Agencies	3133ELQY3	Federal Farm Credit Bank	3/23/2020	3/3/2025	1.21	16,000,000	15,990,720	15,998,587	15,519,040
Federal Agencies	3133ELQY3	Federal Farm Credit Bank	3/23/2020	3/3/2025	1.21	24,000,000	23,964,240	23,994,555	23,278,560
Federal Agencies	3133EMWT5	Federal Farm Credit Bank	4/21/2021	4/21/2025	0.60	50,000,000	49,973,500	49,994,123	48,007,200
Federal Agencies	3135G03U5	Fannie Mae	12/8/2021	4/22/2025	0.63	37,938,000	37,367,792	37,787,458	36,438,614

Investment Inventory

Pooled Fund

Type of Investment	CUSIP	Issuer Name	Settle Date	Maturity		Par Value	Original Cost	Amortized	
				Date	Coupon			Book Value	Market Value
Federal Agencies	3135G03U5	Fannie Mae	7/12/2021	4/22/2025	0.63	50,000,000	50,108,000	50,025,435	48,023,900
Federal Agencies	3135G03U5	Fannie Mae	12/8/2021	4/22/2025	0.63	50,000,000	49,243,950	49,800,393	48,023,900
Federal Agencies	3133ENXE5	Federal Farm Credit Bank	5/23/2022	5/23/2025	2.85	6,000,000	5,991,600	5,997,272	5,865,186
Federal Agencies	3133ENXE5	Federal Farm Credit Bank	5/23/2022	5/23/2025	2.85	20,000,000	19,972,000	19,990,905	19,550,620
Federal Agencies	3130AWER7	Federal Home Loan Bank	6/12/2023	6/6/2025	4.63	10,000,000	9,991,700	9,995,764	9,940,610
Federal Agencies	3130AWER7	Federal Home Loan Bank	6/12/2023	6/6/2025	4.63	15,000,000	14,987,550	14,993,646	14,910,915
Federal Agencies	3130AWER7	Federal Home Loan Bank	6/12/2023	6/6/2025	4.63	25,000,000	24,979,250	24,989,410	24,851,525
Federal Agencies	3130AWER7	Federal Home Loan Bank	6/12/2023	6/6/2025	4.63	52,000,000	51,956,840	51,977,974	51,691,172
Federal Agencies	3130ASG86	Federal Home Loan Bank	8/4/2022	6/13/2025	3.38	11,940,000	12,000,178	11,961,731	11,715,206
Federal Agencies	3130ASG86	Federal Home Loan Bank	8/3/2022	6/13/2025	3.38	12,700,000	12,806,045	12,738,257	12,460,897
Federal Agencies	3130ATST5	Federal Home Loan Bank	5/10/2023	6/13/2025	4.38	3,000,000	3,012,270	3,006,047	2,977,776
Federal Agencies	3130ATST5	Federal Home Loan Bank	5/8/2023	6/13/2025	4.38	9,915,000	9,975,878	9,944,923	9,841,550
Federal Agencies	3130ATST5	Federal Home Loan Bank	5/8/2023	6/13/2025	4.38	10,000,000	10,065,000	10,031,949	9,925,920
Federal Agencies	3130ATST5	Federal Home Loan Bank	5/11/2023	6/13/2025	4.38	10,000,000	10,036,000	10,017,764	9,925,920
Federal Agencies	3130ATST5	Federal Home Loan Bank	5/17/2023	6/13/2025	4.38	24,000,000	24,079,440	24,099,510	23,822,208
Federal Agencies	3130ATST5	Federal Home Loan Bank	5/9/2023	6/13/2025	4.38	25,500,000	25,624,695	25,561,371	25,311,096
Federal Agencies	3130AWLY4	Federal Home Loan Bank	7/25/2023	6/13/2025	5.13	10,800,000	10,818,036	10,809,869	10,785,031
Federal Agencies	3130AWLY4	Federal Home Loan Bank	7/25/2023	6/13/2025	5.13	48,150,000	48,241,967	48,200,321	48,083,264
Federal Agencies	3133EN4B3	Federal Farm Credit Bank	12/13/2022	6/13/2025	4.25	15,000,000	14,988,383	14,995,203	14,853,045
Federal Agencies	3133EN4B3	Federal Farm Credit Bank	12/13/2022	6/13/2025	4.25	15,000,000	14,989,800	14,995,788	14,853,045
Federal Agencies	3133EN4B3	Federal Farm Credit Bank	12/13/2022	6/13/2025	4.25	15,000,000	14,989,050	14,995,478	14,853,045
Federal Agencies	3133ENYQ7	Federal Farm Credit Bank	6/13/2022	6/13/2025	2.95	50,000,000	49,975,500	49,991,573	48,864,900
Federal Agencies	3135G04Z3	Fannie Mae	12/8/2021	6/17/2025	0.50	4,655,000	4,556,640	4,625,882	4,435,088
Federal Agencies	3135G04Z3	Fannie Mae	12/8/2021	6/17/2025	0.50	10,000,000	9,789,600	9,937,714	9,527,580
Federal Agencies	3130AN4A5	Federal Home Loan Bank	7/12/2021	6/30/2025	0.70	17,680,000	17,734,631	17,694,855	16,892,604
Federal Agencies	3133EPKA2	Federal Farm Credit Bank	5/18/2023	8/18/2025	4.00	25,000,000	24,982,000	24,990,311	24,655,825
Federal Agencies	3133EPKA2	Federal Farm Credit Bank	5/18/2023	8/18/2025	4.00	26,500,000	26,483,835	26,491,299	26,135,175
Federal Agencies	3133EPKA2	Federal Farm Credit Bank	5/18/2023	8/18/2025	4.00	30,000,000	29,981,700	29,990,150	29,586,990
Federal Agencies	3135G05X7	Fannie Mae	3/4/2021	8/25/2025	0.38	25,000,000	24,684,250	24,913,096	23,581,400
Federal Agencies	3135G05X7	Fannie Mae	2/25/2021	8/25/2025	0.38	72,500,000	71,862,000	72,325,152	68,386,060
Federal Agencies	3130B0AD1	Federal Home Loan Bank	3/4/2024	9/4/2025	5.50	25,000,000	25,000,000	25,000,000	24,983,050
Federal Agencies	3130B0AD1	Federal Home Loan Bank	3/4/2024	9/4/2025	5.50	25,000,000	25,000,000	25,000,000	24,983,050
Federal Agencies	3130B0AD1	Federal Home Loan Bank	3/4/2024	9/4/2025	5.50	25,000,000	25,000,000	25,000,000	24,983,050
Federal Agencies	3130B0AD1	Federal Home Loan Bank	3/4/2024	9/4/2025	5.50	25,000,000	25,000,000	25,000,000	24,983,050
Federal Agencies	3130A8ZQ9	Federal Home Loan Bank	11/2/2021	9/12/2025	1.75	10,295,000	10,575,333	10,388,047	9,882,551
Federal Agencies	3133EPVY8	Federal Farm Credit Bank	9/15/2023	9/15/2025	5.00	8,230,000	8,224,074	8,226,182	8,213,894
Federal Agencies	3133EPVY8	Federal Farm Credit Bank	9/15/2023	9/15/2025	5.00	15,000,000	14,981,850	14,988,306	14,970,645
Federal Agencies	3133EPVY8	Federal Farm Credit Bank	9/15/2023	9/15/2025	5.00	20,000,000	19,975,800	19,984,407	19,960,860
Federal Agencies	3137EAEX3	Freddie Mac	3/4/2021	9/23/2025	0.38	22,600,000	22,295,352	22,512,304	21,242,282
Federal Agencies	3133EPDL6	Federal Farm Credit Bank	3/15/2023	10/1/2025	4.85	50,000,000	50,000,000	50,000,000	49,827,500
Federal Agencies	3133EPYW9	Federal Farm Credit Bank	10/20/2023	10/20/2025	5.13	24,000,000	23,923,440	23,947,005	24,003,120
Federal Agencies	3133EPYW9	Federal Farm Credit Bank	10/20/2023	10/20/2025	5.13	25,000,000	24,985,500	24,989,963	25,003,250
Federal Agencies	3133EPYW9	Federal Farm Credit Bank	10/20/2023	10/20/2025	5.13	35,000,000	34,972,350	34,980,861	35,004,550
Federal Agencies	3133EPYW9	Federal Farm Credit Bank	10/20/2023	10/20/2025	5.13	50,000,000	49,972,000	49,980,618	50,006,500
Federal Agencies	3133ENEG1	Federal Farm Credit Bank	11/17/2021	11/17/2025	1.05	39,675,000	39,622,232	39,655,713	37,422,254
Federal Agencies	3133ENEG1	Federal Farm Credit Bank	11/17/2021	11/17/2025	1.05	55,000,000	54,923,000	54,971,856	51,877,100
Federal Agencies	3133ENHM5	Federal Farm Credit Bank	12/16/2021	12/16/2025	1.17	45,000,000	44,954,100	44,982,312	42,387,525
Federal Agencies	3133ENHM5	Federal Farm Credit Bank	12/16/2021	12/16/2025	1.17	50,000,000	49,949,000	49,990,347	47,097,250
Federal Agencies	3133EN5E6	Federal Farm Credit Bank	12/29/2022	12/29/2025	4.00	15,000,000	14,954,700	14,976,193	14,750,205
Federal Agencies	3133EN5E6	Federal Farm Credit Bank	12/29/2022	12/29/2025	4.00	20,000,000	19,939,600	19,968,257	19,666,940

Investment Inventory

Pooled Fund

Type of Investment	CUSIP	Issuer Name	Maturity			Par Value	Original Cost	Amortized	
			Settle Date	Date	Coupon			Book Value	Market Value
Federal Agencies	3133EN5E6	Federal Farm Credit Bank	12/29/2022	12/29/2025	4.00	25,000,000	24,923,750	24,959,927	24,583,675
Federal Agencies	3133EN6A3	Federal Farm Credit Bank	1/13/2023	1/13/2026	4.00	20,000,000	19,982,400	19,990,509	19,659,140
Federal Agencies	3133EN6A3	Federal Farm Credit Bank	1/13/2023	1/13/2026	4.00	30,000,000	29,977,200	29,987,705	29,488,710
Federal Agencies	3130AUTC8	Federal Home Loan Bank	2/9/2023	2/6/2026	4.01	21,100,000	20,985,427	21,035,533	20,773,794
Federal Agencies	3133EPJX4	Federal Farm Credit Bank	5/17/2023	2/17/2026	3.63	25,000,000	24,928,500	24,955,552	24,427,050
Federal Agencies	3133EPJX4	Federal Farm Credit Bank	5/17/2023	2/17/2026	3.63	30,000,000	29,905,500	29,941,254	29,312,460
Federal Agencies	3133EPBJ3	Federal Farm Credit Bank	2/23/2023	2/23/2026	4.38	25,000,000	24,953,500	24,973,186	24,728,075
Federal Agencies	3133EPBJ3	Federal Farm Credit Bank	2/23/2023	2/23/2026	4.38	28,000,000	27,954,080	27,973,521	27,695,444
Federal Agencies	3133EPBJ3	Federal Farm Credit Bank	2/23/2023	2/23/2026	4.38	50,000,000	49,918,000	49,952,715	49,456,150
Federal Agencies	3133ENJ35	Federal Farm Credit Bank	8/25/2022	2/25/2026	3.32	35,000,000	34,957,650	34,979,024	34,020,350
Federal Agencies	3130AXB31	Federal Home Loan Bank	11/2/2023	3/13/2026	4.88	10,000,000	9,953,900	9,965,238	9,984,730
Federal Agencies	3130AXB31	Federal Home Loan Bank	11/2/2023	3/13/2026	4.88	10,000,000	9,950,700	9,962,825	9,984,730
Federal Agencies	3130AXB31	Federal Home Loan Bank	11/2/2023	3/13/2026	4.88	10,000,000	9,950,700	9,962,825	9,984,730
Federal Agencies	3130AXB31	Federal Home Loan Bank	4/5/2024	3/13/2026	4.88	25,000,000	25,053,750	25,049,417	24,961,825
Federal Agencies	3130AXB31	Federal Home Loan Bank	4/2/2024	3/13/2026	4.88	36,730,000	36,803,460	36,793,252	36,673,913
Federal Agencies	3133EP5K7	Federal Farm Credit Bank	4/2/2024	3/13/2026	4.50	50,000,000	49,758,000	49,778,451	49,584,000
Federal Agencies	3133EMZ21	Federal Farm Credit Bank	8/9/2021	4/6/2026	0.69	15,500,000	15,458,150	15,483,417	14,338,229
Federal Agencies	3133ENU00	Federal Farm Credit Bank	4/8/2022	4/8/2026	2.64	20,000,000	19,961,200	19,982,047	19,178,180
Federal Agencies	3133ENU00	Federal Farm Credit Bank	4/8/2022	4/8/2026	2.64	30,000,000	29,941,800	29,973,071	28,767,270
Federal Agencies	3130AVWS7	Federal Home Loan Bank	5/10/2023	6/12/2026	3.75	17,045,000	16,991,479	17,009,872	16,660,328
Federal Agencies	3130AVWS7	Federal Home Loan Bank	5/17/2023	6/12/2026	3.75	20,000,000	19,939,200	19,959,846	19,548,640
Federal Agencies	3130AWAH3	Federal Home Loan Bank	6/1/2023	6/12/2026	4.00	10,000,000	9,934,300	9,956,022	9,822,140
Federal Agencies	3130AWAH3	Federal Home Loan Bank	6/1/2023	6/12/2026	4.00	15,000,000	14,899,350	14,932,627	14,733,210
Federal Agencies	3130AWLZ1	Federal Home Loan Bank	7/10/2023	6/12/2026	4.75	50,000,000	49,856,000	49,900,090	49,828,000
Federal Agencies	3133EPMU6	Federal Farm Credit Bank	6/15/2023	6/15/2026	4.25	20,000,000	19,969,200	19,979,092	19,717,400
Federal Agencies	3133EPMU6	Federal Farm Credit Bank	6/15/2023	6/15/2026	4.25	24,700,000	24,640,226	24,659,423	24,350,989
Federal Agencies	3133EPMU6	Federal Farm Credit Bank	6/15/2023	6/15/2026	4.25	30,000,000	29,951,400	29,967,009	29,576,100
Federal Agencies	3133EPNG6	Federal Farm Credit Bank	6/23/2023	6/23/2026	4.38	25,000,000	24,986,750	24,990,909	24,703,000
Federal Agencies	3133EPNG6	Federal Farm Credit Bank	6/23/2023	6/23/2026	4.38	25,000,000	24,986,750	24,990,909	24,703,000
Federal Agencies	3133EPNG6	Federal Farm Credit Bank	6/23/2023	6/23/2026	4.38	50,000,000	49,973,500	49,981,818	49,406,000
Federal Agencies	3133EPVP7	Federal Farm Credit Bank	9/8/2023	7/8/2026	4.75	10,000,000	9,991,700	9,993,843	9,951,880
Federal Agencies	3133EPVP7	Federal Farm Credit Bank	9/8/2023	7/8/2026	4.75	19,000,000	18,984,800	18,988,725	18,908,572
Federal Agencies	3133EPVP7	Federal Farm Credit Bank	9/8/2023	7/8/2026	4.75	21,000,000	20,982,780	20,987,227	20,898,948
Federal Agencies	3130ANNM8	Federal Home Loan Bank	8/19/2021	7/13/2026	1.05	25,000,000	25,000,000	25,000,000	23,035,875
Federal Agencies	3130ANNM8	Federal Home Loan Bank	8/19/2021	7/13/2026	1.05	25,000,000	25,000,000	25,000,000	23,035,875
Federal Agencies	3130ANNM8	Federal Home Loan Bank	8/19/2021	7/13/2026	1.05	25,000,000	25,000,000	25,000,000	23,035,875
Federal Agencies	3130ANNM8	Federal Home Loan Bank	8/19/2021	7/13/2026	1.05	25,000,000	25,000,000	25,000,000	23,035,875
Federal Agencies	3130ANNMP2	Federal Home Loan Bank	8/20/2021	7/27/2026	1.07	25,000,000	25,000,000	25,000,000	23,025,575
Federal Agencies	3130ANNMP2	Federal Home Loan Bank	8/20/2021	7/27/2026	1.07	25,000,000	25,000,000	25,000,000	23,025,575
Federal Agencies	3130ANNMP2	Federal Home Loan Bank	8/20/2021	7/27/2026	1.07	25,000,000	25,000,000	25,000,000	23,025,575
Federal Agencies	3130ANNMP2	Federal Home Loan Bank	8/20/2021	7/27/2026	1.07	25,000,000	25,000,000	25,000,000	23,025,575
Federal Agencies	3133EPZY4	Federal Farm Credit Bank	10/30/2023	7/30/2026	5.00	3,000,000	2,991,930	2,993,658	3,002,970
Federal Agencies	3133EPZY4	Federal Farm Credit Bank	10/30/2023	7/30/2026	5.00	9,615,000	9,589,136	9,594,674	9,624,519
Federal Agencies	3133EPZY4	Federal Farm Credit Bank	10/30/2023	7/30/2026	5.00	16,000,000	15,956,960	15,966,177	16,015,840
Federal Agencies	3133EPZY4	Federal Farm Credit Bank	10/30/2023	7/30/2026	5.00	25,000,000	24,936,750	24,950,295	25,024,750
Federal Agencies	3130ANTG5	Federal Home Loan Bank	9/13/2021	8/10/2026	1.05	25,000,000	25,000,000	25,000,000	22,983,425
Federal Agencies	3130ANTG5	Federal Home Loan Bank	9/13/2021	8/10/2026	1.05	25,000,000	25,000,000	25,000,000	22,983,425
Federal Agencies	3130ANTG5	Federal Home Loan Bank	9/13/2021	8/10/2026	1.05	25,000,000	25,000,000	25,000,000	22,983,425
Federal Agencies	3130ANTG5	Federal Home Loan Bank	9/13/2021	8/10/2026	1.05	25,000,000	25,000,000	25,000,000	22,983,425
Federal Agencies	3133EPSW6	Federal Farm Credit Bank	8/14/2023	8/14/2026	4.50	50,000,000	49,885,000	49,915,639	49,593,650

Investment Inventory

Pooled Fund

Type of Investment	CUSIP	Issuer Name	Maturity			Par Value	Original Cost	Amortized	
			Settle Date	Date	Coupon			Book Value	Market Value
Federal Agencies	3130AP6T7	Federal Home Loan Bank	10/1/2021	9/3/2026	1.08	25,000,000	25,000,000	25,000,000	22,940,550
Federal Agencies	3130AP6T7	Federal Home Loan Bank	10/1/2021	9/3/2026	1.08	25,000,000	25,000,000	25,000,000	22,940,550
Federal Agencies	3130AP6T7	Federal Home Loan Bank	10/1/2021	9/3/2026	1.08	25,000,000	25,000,000	25,000,000	22,940,550
Federal Agencies	3130AP6T7	Federal Home Loan Bank	10/1/2021	9/3/2026	1.08	25,000,000	25,000,000	25,000,000	22,940,550
Federal Agencies	3133EM4X7	Federal Farm Credit Bank	12/12/2023	9/10/2026	0.80	28,975,000	26,174,277	26,654,560	26,453,161
Federal Agencies	3130AXCP1	Federal Home Loan Bank	10/18/2023	9/11/2026	4.88	11,895,000	11,821,965	11,837,620	11,896,190
Federal Agencies	3130APPR0	Federal Home Loan Bank	11/18/2021	10/19/2026	1.43	25,000,000	25,000,000	25,000,000	23,003,300
Federal Agencies	3130APPR0	Federal Home Loan Bank	11/18/2021	10/19/2026	1.43	25,000,000	25,000,000	25,000,000	23,003,300
Federal Agencies	3130APPR0	Federal Home Loan Bank	11/18/2021	10/19/2026	1.43	25,000,000	25,000,000	25,000,000	23,003,300
Federal Agencies	3130APPR0	Federal Home Loan Bank	11/18/2021	10/19/2026	1.43	25,000,000	25,000,000	25,000,000	23,003,300
Federal Agencies	3133EPZA6	Federal Farm Credit Bank	10/20/2023	10/20/2026	4.88	14,000,000	13,904,940	13,924,455	13,996,780
Federal Agencies	3133EPZA6	Federal Farm Credit Bank	10/20/2023	10/20/2026	4.88	30,000,000	29,834,100	29,868,158	29,993,100
Federal Agencies	3134GYRY0	Freddie Mac	5/9/2023	11/2/2026	5.29	25,000,000	25,000,000	25,000,000	24,833,825
Federal Agencies	3134GYRY0	Freddie Mac	5/9/2023	11/2/2026	5.29	25,000,000	25,000,000	25,000,000	24,833,825
Federal Agencies	3134GYRY0	Freddie Mac	5/9/2023	11/2/2026	5.29	25,000,000	25,000,000	25,000,000	24,833,825
Federal Agencies	3134GYRY0	Freddie Mac	5/9/2023	11/2/2026	5.29	25,000,000	25,000,000	25,000,000	24,833,825
Federal Agencies	3130AQL71	Federal Home Loan Bank	12/16/2021	11/16/2026	1.61	25,000,000	25,000,000	25,000,000	23,036,050
Federal Agencies	3130AQL71	Federal Home Loan Bank	12/16/2021	11/16/2026	1.61	25,000,000	25,000,000	25,000,000	23,036,050
Federal Agencies	3130AQL71	Federal Home Loan Bank	12/16/2021	11/16/2026	1.61	25,000,000	25,000,000	25,000,000	23,036,050
Federal Agencies	3130AQL71	Federal Home Loan Bank	12/16/2021	11/16/2026	1.61	25,000,000	25,000,000	25,000,000	23,036,050
Federal Agencies	3130AXU63	Federal Home Loan Bank	11/17/2023	11/17/2026	4.63	50,000,000	49,911,500	49,927,407	49,832,000
Federal Agencies	3130AQJ95	Federal Home Loan Bank	1/14/2022	12/14/2026	1.65	25,000,000	25,000,000	25,000,000	22,990,375
Federal Agencies	3130AQJ95	Federal Home Loan Bank	1/14/2022	12/14/2026	1.65	25,000,000	25,000,000	25,000,000	22,990,375
Federal Agencies	3130AQJ95	Federal Home Loan Bank	1/14/2022	12/14/2026	1.65	25,000,000	25,000,000	25,000,000	22,990,375
Federal Agencies	3130AQJ95	Federal Home Loan Bank	1/14/2022	12/14/2026	1.65	25,000,000	25,000,000	25,000,000	22,990,375
Federal Agencies	3130AYPN0	Federal Home Loan Bank	1/29/2024	1/15/2027	4.13	12,000,000	11,973,000	11,976,094	11,815,236
Federal Agencies	3130AYPN0	Federal Home Loan Bank	1/29/2024	1/15/2027	4.13	25,000,000	24,943,750	24,955,196	24,615,075
Federal Agencies	3130AYPN0	Federal Home Loan Bank	1/29/2024	1/15/2027	4.13	29,350,000	29,283,963	29,291,531	28,898,098
Federal Agencies	3130AYPN0	Federal Home Loan Bank	1/29/2024	1/15/2027	4.13	50,000,000	49,887,500	49,900,393	49,230,150
Federal Agencies	3133EPX91	Federal Farm Credit Bank	1/25/2024	1/25/2027	4.13	5,000,000	4,992,850	4,993,685	4,915,300
Federal Agencies	3133EPX91	Federal Farm Credit Bank	1/25/2024	1/25/2027	4.13	10,000,000	9,986,600	9,988,165	9,830,600
Federal Agencies	3133EPX91	Federal Farm Credit Bank	1/25/2024	1/25/2027	4.13	25,000,000	24,968,500	24,972,179	24,576,500
Federal Agencies	3133EPX91	Federal Farm Credit Bank	1/25/2024	1/25/2027	4.13	35,000,000	34,955,900	34,961,050	34,407,100
Federal Agencies	3133EPX91	Federal Farm Credit Bank	1/25/2024	1/25/2027	4.13	50,000,000	49,933,000	49,940,825	49,153,000
Federal Agencies	3130ARB59	Federal Home Loan Bank	3/22/2022	3/8/2027	2.35	25,000,000	25,000,000	25,000,000	23,366,050
Federal Agencies	3130ARB59	Federal Home Loan Bank	3/22/2022	3/8/2027	2.35	25,000,000	25,000,000	25,000,000	23,366,050
Federal Agencies	3130ARB59	Federal Home Loan Bank	3/22/2022	3/8/2027	2.35	25,000,000	25,000,000	25,000,000	23,366,050
Federal Agencies	3130ARB59	Federal Home Loan Bank	3/22/2022	3/8/2027	2.35	25,000,000	25,000,000	25,000,000	23,366,050
Federal Agencies	3133ENRD4	Federal Farm Credit Bank	3/16/2022	3/10/2027	1.68	48,573,000	47,432,020	47,938,565	44,656,025
Federal Agencies	3133EP6K6	Federal Farm Credit Bank	4/2/2024	3/26/2027	4.50	50,000,000	49,910,000	49,914,963	49,606,150
Federal Agencies	3133ENTS9	Federal Farm Credit Bank	4/6/2022	4/5/2027	2.60	22,500,000	22,392,338	22,438,765	21,201,728
Federal Agencies	3133ENTS9	Federal Farm Credit Bank	4/6/2022	4/5/2027	2.60	24,500,000	24,377,010	24,430,047	23,086,326
Federal Agencies	3133ENTS9	Federal Farm Credit Bank	4/6/2022	4/5/2027	2.60	25,000,000	24,804,000	24,888,522	23,557,475
Federal Agencies	3130BOTY5	Federal Home Loan Bank	4/11/2024	4/9/2027	4.75	17,000,000	16,955,120	16,957,214	16,973,939
Federal Agencies	3130BOTY5	Federal Home Loan Bank	4/11/2024	4/9/2027	4.75	20,000,000	19,947,200	19,949,664	19,969,340
Federal Agencies	3130BOTY5	Federal Home Loan Bank	4/11/2024	4/9/2027	4.75	40,000,000	39,894,400	39,899,327	39,938,680
Federal Agencies	3130BOTY5	Federal Home Loan Bank	4/11/2024	4/9/2027	4.75	48,000,000	47,873,280	47,879,193	47,926,416
Federal Agencies	3133ERDS7	Federal Farm Credit Bank	5/13/2024	5/6/2027	4.75	12,727,000	12,740,236	12,740,005	12,705,288
Federal Agencies	3133EN2L3	Federal Farm Credit Bank	11/17/2022	5/17/2027	4.13	4,650,000	4,646,792	4,647,890	4,566,347
Federal Agencies	3133EN2L3	Federal Farm Credit Bank	11/17/2022	5/17/2027	4.13	5,000,000	4,996,550	4,997,731	4,910,050

Investment Inventory

Pooled Fund

Type of Investment	CUSIP	Issuer Name	Maturity			Amortized			
			Settle Date	Date	Coupon	Par Value	Original Cost	Book Value	Market Value
Federal Agencies	3133EN2L3	Federal Farm Credit Bank	11/17/2022	5/17/2027	4.13	21,000,000	20,987,001	20,991,450	20,622,210
Federal Agencies	3133EN2L3	Federal Farm Credit Bank	11/17/2022	5/17/2027	4.13	25,000,000	24,982,750	24,988,654	24,550,250
Federal Agencies	3133EPP66	Federal Farm Credit Bank	12/20/2023	5/20/2027	4.00	31,000,000	30,905,760	30,918,154	30,335,670
Federal Agencies	3133EPP66	Federal Farm Credit Bank	12/20/2023	5/20/2027	4.00	58,850,000	58,662,269	58,686,958	57,588,845
Federal Agencies	3130ASGU7	Federal Home Loan Bank	7/19/2022	6/11/2027	3.50	10,000,000	10,141,500	10,087,448	9,642,050
Federal Agencies	3130ASGU7	Federal Home Loan Bank	7/19/2022	6/11/2027	3.50	12,375,000	12,552,829	12,484,900	11,932,037
Federal Agencies	3130ASGU7	Federal Home Loan Bank	7/20/2022	6/11/2027	3.50	21,725,000	22,016,550	21,905,281	20,947,354
Federal Agencies	3130AX4E5	Federal Home Loan Bank	5/13/2024	6/11/2027	4.50	11,000,000	10,937,190	10,938,252	10,917,203
Federal Agencies	3133EPMV4	Federal Farm Credit Bank	6/15/2023	6/15/2027	4.13	28,940,000	28,911,928	28,918,692	28,409,790
Federal Agencies	3133ENZK9	Federal Farm Credit Bank	7/7/2022	6/28/2027	3.24	27,865,000	28,099,066	28,009,536	26,652,287
Federal Agencies	3133EPBM6	Federal Farm Credit Bank	2/23/2023	8/23/2027	4.13	10,000,000	9,974,000	9,981,347	9,810,800
Federal Agencies	3133EPC60	Federal Farm Credit Bank	11/15/2023	11/15/2027	4.63	27,950,000	27,834,008	27,849,807	27,739,257
Federal Agencies	3133EPC60	Federal Farm Credit Bank	11/15/2023	11/15/2027	4.63	33,300,000	33,161,472	33,180,341	33,048,918
Federal Agencies	3134H1NT6	Freddie Mac	1/10/2024	1/10/2028	5.41	25,000,000	25,000,000	25,000,000	24,833,750
Federal Agencies	3134H1NT6	Freddie Mac	1/10/2024	1/10/2028	5.41	25,000,000	25,000,000	25,000,000	24,833,750
Federal Agencies	3134H1NT6	Freddie Mac	1/10/2024	1/10/2028	5.41	65,000,000	65,000,000	65,000,000	64,567,750
Federal Agencies	3135GANG2	Fannie Mae	2/14/2024	2/18/2028	5.13	25,000,000	25,000,000	25,000,000	24,765,500
Federal Agencies	3135GANG2	Fannie Mae	2/14/2024	2/18/2028	5.13	25,000,000	25,000,000	25,000,000	24,765,500
Federal Agencies	3135GANG2	Fannie Mae	2/14/2024	2/18/2028	5.13	50,000,000	50,000,000	50,000,000	49,531,000
Federal Agencies	3133EP5S0	Federal Farm Credit Bank	4/9/2024	3/20/2028	4.25	4,971,000	4,916,667	4,918,665	4,896,435
Federal Agencies	3133EPSK2	Federal Farm Credit Bank	8/7/2023	8/7/2028	4.25	19,500,000	19,412,250	19,426,611	19,219,376
Federal Agencies	3133EPUN3	Federal Farm Credit Bank	8/28/2023	8/28/2028	4.50	10,000,000	9,979,100	9,982,280	9,932,360
Federal Agencies	3133EPUN3	Federal Farm Credit Bank	8/28/2023	8/28/2028	4.50	15,000,000	14,968,800	14,968,460	14,898,540
Federal Agencies	3133EPUN3	Federal Farm Credit Bank	8/28/2023	8/28/2028	4.50	25,000,000	24,943,500	24,952,097	24,830,900
Federal Agencies	3133EPUN3	Federal Farm Credit Bank	8/28/2023	8/28/2028	4.50	33,000,000	32,904,960	32,919,421	32,776,788
Federal Agencies	3133EPC45	Federal Farm Credit Bank	11/13/2023	11/13/2028	4.63	12,000,000	11,984,040	11,985,796	11,975,520
Federal Agencies	3133EPC45	Federal Farm Credit Bank	11/13/2023	11/13/2028	4.63	20,000,000	19,971,600	19,974,724	19,959,200
Federal Agencies	3133EPC45	Federal Farm Credit Bank	11/13/2023	11/13/2028	4.63	55,000,000	54,922,285	54,930,835	54,887,800
Federal Agencies	3130AVBD3	Federal Home Loan Bank	4/9/2024	3/9/2029	4.50	25,000,000	25,018,750	25,018,196	24,853,250
Federal Agencies	3134H1YE7	Freddie Mac	3/28/2024	3/14/2029	5.91	20,000,000	20,000,000	20,000,000	19,924,600
Federal Agencies	3134H1YE7	Freddie Mac	3/28/2024	3/14/2029	5.91	20,000,000	20,000,000	20,000,000	19,924,600
Federal Agencies	3134H1YE7	Freddie Mac	3/28/2024	3/14/2029	5.91	20,000,000	20,000,000	20,000,000	19,924,600
Federal Agencies	3134H1YE7	Freddie Mac	3/28/2024	3/14/2029	5.91	55,000,000	55,000,000	55,000,000	54,792,650
Federal Agencies	3133EP5U5	Federal Farm Credit Bank	4/8/2024	3/20/2029	4.13	51,660,000	51,008,309	51,027,784	50,554,993
Federal Agencies	3134H1G64	Freddie Mac	4/16/2024	4/16/2029	6.03	25,000,000	25,000,000	25,000,000	25,004,500
Federal Agencies	3134H1G64	Freddie Mac	4/16/2024	4/16/2029	6.03	25,000,000	25,000,000	25,000,000	25,004,500
Federal Agencies	3134H1G64	Freddie Mac	4/16/2024	4/16/2029	6.03	65,000,000	65,000,000	65,000,000	65,011,700
Federal Agencies	3133ERDH1	Federal Farm Credit Bank	5/8/2024	4/30/2029	4.75	27,892,000	28,191,755	28,187,798	27,899,531
Federal Agencies	3133ERDH1	Federal Farm Credit Bank	5/8/2024	4/30/2029	4.75	30,000,000	30,317,400	30,313,210	30,008,100
Federal Agencies	3133ERDH1	Federal Farm Credit Bank	5/8/2024	4/30/2029	4.75	63,085,000	63,753,795	63,754,834	63,102,033
Subtotals					3.41	\$ 7,260,663,000	\$ 7,248,794,650	\$ 7,253,829,219	\$ 7,106,145,106
Public Time Deposits	PPG1KB100	Bank of San Francisco	12/4/2023	6/3/2024	5.44	\$ 10,000,000	\$ 10,000,000	\$ 10,000,000	\$ 10,000,000
Public Time Deposits	PPG2JA6N9	Bridge Bank NA	12/18/2023	6/17/2024	5.36	10,000,000	10,000,000	10,000,000	10,000,000
Public Time Deposits	PPG5M8MH8	Bank of San Francisco	1/8/2024	7/8/2024	5.30	10,000,000	10,000,000	10,000,000	10,000,000
Public Time Deposits	PPGG8E735	Bridge Bank NA	1/16/2024	7/15/2024	5.26	10,000,000	10,000,000	10,000,000	10,000,000
Subtotals					5.34	\$ 40,000,000	\$ 40,000,000	\$ 40,000,000	\$ 40,000,000

Investment Inventory

Pooled Fund

Type of Investment	CUSIP	Issuer Name	Settle Date	Maturity		Coupon	Par Value	Original Cost	Amortized		
				Date					Book Value	Market Value	
Negotiable CDs	78015JHT7	Royal Bank of Canada/NY	12/8/2023	6/3/2024	5.53	\$	60,000,000	\$	60,000,000	\$	60,000,600
Negotiable CDs	89115BNG1	Toronto Dominion Bank/NY	6/27/2023	6/5/2024	5.85		50,000,000		50,000,000		50,002,000
Negotiable CDs	06367DBJ3	Bank of Montreal/CHI	7/17/2023	6/7/2024	5.89		50,000,000		50,000,000		50,003,500
Negotiable CDs	06367DAU9	Bank of Montreal/CHI	6/27/2023	6/21/2024	5.87		100,000,000		100,000,000		100,016,000
Negotiable CDs	78015JXW2	Royal Bank of Canada/NY	6/28/2023	6/28/2024	5.89		50,000,000		50,000,000		50,011,500
Negotiable CDs	06367DAX3	Bank of Montreal/CHI	7/5/2023	7/1/2024	6.00		100,000,000		100,000,000		100,034,000
Negotiable CDs	06367DBR5	Bank of Montreal/CHI	7/24/2023	7/1/2024	5.93		50,000,000		50,000,000		50,015,000
Negotiable CDs	06367DFX8	Bank of Montreal/CHI	12/8/2023	7/1/2024	5.56		50,000,000		50,000,000		50,004,000
Negotiable CDs	13606KZR0	Canadian Imperial Bank/NY	8/7/2023	7/1/2024	5.89		50,000,000		50,000,000		50,013,000
Negotiable CDs	89115BNV8	Toronto Dominion Bank/NY	12/8/2023	7/1/2024	5.56		50,000,000		50,000,000		50,004,000
Negotiable CDs	89115BRG7	Toronto Dominion Bank/NY	7/6/2023	7/1/2024	6.05		50,000,000		50,000,000		50,019,000
Negotiable CDs	89115BS84	Toronto Dominion Bank/NY	7/17/2023	7/1/2024	5.91		50,000,000		50,000,000		50,013,500
Negotiable CDs	89115BSQ4	Toronto Dominion Bank/NY	7/24/2023	7/1/2024	5.93		50,000,000		50,000,000		50,015,000
Negotiable CDs	89115BV80	Toronto Dominion Bank/NY	8/2/2023	7/3/2024	5.90		50,000,000		50,000,000		50,014,500
Negotiable CDs	89115DC20	Toronto Dominion Bank/NY	3/5/2024	7/15/2024	5.38		70,000,000		70,000,000		69,997,200
Negotiable CDs	06367DBW4	Bank of Montreal/CHI	8/1/2023	7/29/2024	5.97		50,000,000		50,000,000		50,029,000
Negotiable CDs	13606KZN9	Canadian Imperial Bank/NY	8/2/2023	7/29/2024	5.92		60,000,000		60,000,000		60,028,200
Negotiable CDs	06367DDS1	Bank of Montreal/CHI	10/10/2023	8/9/2024	5.88		50,000,000		50,000,000		50,031,000
Negotiable CDs	13606KD78	Canadian Imperial Bank/NY	9/20/2023	8/12/2024	5.92		50,000,000		50,000,000		50,032,500
Negotiable CDs	78015J7F8	Royal Bank of Canada/NY	9/20/2023	8/12/2024	5.93		60,000,000		60,000,000		60,036,600
Negotiable CDs	06367DCF0	Bank of Montreal/CHI	8/28/2023	8/14/2024	6.01		50,000,000		50,000,000		50,041,500
Negotiable CDs	78015JE37	Royal Bank of Canada/NY	10/31/2023	8/15/2024	5.86		50,000,000		50,000,000		50,028,500
Negotiable CDs	13606KF92	Canadian Imperial Bank/NY	10/10/2023	8/16/2024	5.88		50,000,000		50,000,000		50,032,000
Negotiable CDs	78015JE78	Royal Bank of Canada/NY	10/31/2023	8/26/2024	5.86		50,000,000		50,000,000		50,032,000
Negotiable CDs	13606KC38	Canadian Imperial Bank/NY	9/11/2023	9/9/2024	5.94		50,000,000		50,000,000		50,040,000
Negotiable CDs	78015J5K9	Royal Bank of Canada/NY	9/12/2023	9/9/2024	5.90		60,000,000		60,000,000		60,042,000
Negotiable CDs	89115DC61	Toronto Dominion Bank/NY	3/6/2024	9/10/2024	5.37		50,000,000		50,000,000		49,979,000
Negotiable CDs	13606KW51	Canadian Imperial Bank/NY	3/6/2024	9/11/2024	5.37		50,000,000		50,000,000		49,982,000
Negotiable CDs	06367DD44	Bank of Montreal/CHI	9/22/2023	9/23/2024	5.97		50,000,000		50,000,000		50,055,000
Negotiable CDs	78015JAK3	Royal Bank of Canada/NY	9/22/2023	9/23/2024	5.96		60,000,000		60,000,000		60,058,200
Negotiable CDs	89115DCA2	Toronto Dominion Bank/NY	3/6/2024	9/25/2024	5.36		50,000,000		50,000,000		49,974,500
Negotiable CDs	06367DE43	Bank of Montreal/CHI	11/2/2023	10/21/2024	5.86		60,000,000		60,000,000		60,060,600
Negotiable CDs	89115BH52	Toronto Dominion Bank/NY	10/26/2023	10/21/2024	5.93		50,000,000		50,000,000		50,052,500
Negotiable CDs	06367DFA8	Bank of Montreal/CHI	12/1/2023	10/24/2024	5.58		50,000,000		50,000,000		50,002,000
Negotiable CDs	13606KZ41	Canadian Imperial Bank/NY	4/3/2024	10/24/2024	5.43		50,000,000		50,000,000		49,980,500
Negotiable CDs	78015JJ73	Royal Bank of Canada/NY	12/13/2023	10/24/2024	5.48		50,000,000		50,000,000		49,980,500
Negotiable CDs	89115BP95	Toronto Dominion Bank/NY	12/11/2023	10/24/2024	5.58		50,000,000		50,000,000		49,993,500
Negotiable CDs	89115DJS6	Toronto Dominion Bank/NY	4/3/2024	10/24/2024	5.43		50,000,000		50,000,000		49,983,000
Negotiable CDs	06367DEK7	Bank of Montreal/CHI	11/8/2023	11/6/2024	5.80		50,000,000		50,000,000		50,042,500
Negotiable CDs	06367DJB2	Bank of Montreal/CHI	4/12/2024	11/8/2024	5.44		51,000,000		51,000,000		50,993,880
Negotiable CDs	89115BT59	Toronto Dominion Bank/NY	4/15/2024	12/2/2024	5.51		50,000,000		50,000,000		50,002,000
Negotiable CDs	13606KZ66	Canadian Imperial Bank/NY	4/4/2024	1/2/2025	5.40		50,000,000		50,000,000		49,970,000
Negotiable CDs	89115DK21	Toronto Dominion Bank/NY	4/4/2024	1/2/2025	5.40		50,000,000		50,000,000		49,962,000
Negotiable CDs	78015JQ34	Royal Bank of Canada/NY	5/8/2024	1/28/2025	5.45		25,000,000		25,000,000		25,000,000
Negotiable CDs	89115BSZ4	Toronto Dominion Bank/NY	4/15/2024	4/9/2025	5.55		50,000,000		50,000,000		49,994,500
Negotiable CDs	06367DJY2	Bank of Montreal/CHI	5/14/2024	5/5/2025	5.47		50,000,000		50,000,000		50,000,000
Negotiable CDs	89115DR65	Toronto Dominion Bank/NY	5/14/2024	5/5/2025	5.47		65,000,000		65,000,000		65,000,000
Subtotals					5.73	\$	2,521,000,000	\$	2,521,000,000	\$	2,521,602,280

Investment Inventory

Pooled Fund

Type of Investment	CUSIP	Issuer Name	Maturity		Coupon	Par Value	Original Cost	Amortized	
			Settle Date	Date				Book Value	Market Value
Commercial Paper	62479LFE0	MUFG Bank Ltd/NY	2/20/2024	6/14/2024	0.00	\$ 20,000,000	\$ 19,658,833	\$ 19,961,433	\$ 19,867,200
Commercial Paper	59157TFH1	MetLife Short term	3/5/2024	6/17/2024	0.00	41,000,000	40,376,982	40,904,151	40,709,720
Commercial Paper	62479LFJ9	MUFG Bank Ltd/NY	2/20/2024	6/18/2024	0.00	55,000,000	54,029,158	54,861,308	54,601,800
Commercial Paper	62479LG17	MUFG Bank Ltd/NY	10/26/2023	7/1/2024	0.00	50,000,000	48,046,042	49,764,583	49,540,000
Commercial Paper	89233GG18	Toyota Motor Credit	10/23/2023	7/1/2024	0.00	50,000,000	48,036,500	49,766,250	49,542,000
Commercial Paper	89233GG18	Toyota Motor Credit	11/7/2023	7/1/2024	0.00	50,000,000	48,169,833	49,768,333	49,542,000
Commercial Paper	59515MGF6	Microsoft	3/5/2024	7/15/2024	0.00	10,000,000	9,808,600	9,936,200	9,888,000
Commercial Paper	59157TGQ0	MetLife Short term	3/5/2024	7/24/2024	0.00	48,500,000	47,508,418	48,127,278	47,898,600
Commercial Paper	59157TK44	MetLife Short term	3/28/2024	10/4/2024	0.00	15,000,000	14,588,333	14,729,167	14,654,100
Commercial Paper	89233GKP0	Toyota Motor Credit	3/26/2024	10/23/2024	0.00	75,000,000	72,714,167	73,440,000	73,070,250
Commercial Paper	59157TKQ5	MetLife Short term	4/3/2024	10/24/2024	0.00	10,000,000	9,705,900	9,790,958	9,737,100
Commercial Paper	62479LKQ7	MUFG Bank Ltd/NY	3/25/2024	10/24/2024	0.00	50,000,000	48,455,750	48,948,750	48,684,250
Commercial Paper	62479LKQ7	MUFG Bank Ltd/NY	4/3/2024	10/24/2024	0.00	50,000,000	48,501,167	48,934,653	48,684,250
Commercial Paper	89233GKQ8	Toyota Motor Credit	4/2/2024	10/24/2024	0.00	50,000,000	48,508,056	48,944,722	48,706,500
Commercial Paper	62479LL45	MUFG Bank Ltd/NY	4/12/2024	11/4/2024	0.00	23,000,000	22,303,777	22,472,763	22,357,380
Commercial Paper	62479LLJ2	MUFG Bank Ltd/NY	4/12/2024	11/18/2024	0.00	52,000,000	50,318,956	50,701,011	50,442,600
Commercial Paper	89233GM29	Toyota Motor Credit	4/15/2024	12/2/2024	0.00	65,000,000	62,789,458	63,239,222	62,955,750
Commercial Paper	62479LM44	MUFG Bank Ltd/NY	4/30/2024	12/4/2024	0.00	36,000,000	34,835,880	35,006,760	35,001,252
Commercial Paper	62479LMG7	MUFG Bank Ltd/NY	4/30/2024	12/16/2024	0.00	50,000,000	48,297,361	48,534,250	48,526,200
Commercial Paper	89233GMG8	Toyota Motor Credit	5/20/2024	12/16/2024	0.00	65,000,000	62,994,208	63,108,825	63,098,880
Commercial Paper	89233GNQ5	Toyota Motor Credit	5/10/2024	1/24/2025	0.00	60,000,000	57,729,433	57,922,300	57,917,220
Commercial Paper	62479LNV3	MUFG Bank Ltd/NY	5/7/2024	1/29/2025	0.00	50,000,000	48,045,708	48,228,694	48,210,400
Subtotals					0.00	\$ 975,500,000	\$ 945,422,521	\$ 957,091,613	\$ 953,635,452
Money Market Funds	09248U718	BlackRock Liquidity Funds T-Fund	5/31/2024	6/1/2024	5.19	\$ 13,326,902	\$ 13,326,902	\$ 13,326,902	\$ 13,326,902
Money Market Funds	31607A703	Fidelity Govt Portfolio	5/31/2024	6/1/2024	5.25	768,577,152	768,577,152	768,577,152	768,577,152
Money Market Funds	608919718	Federated Hermes Govt Obligations Fi	5/31/2024	6/1/2024	5.24	654,860,397	654,860,397	654,860,397	654,860,397
Money Market Funds	262006208	Dreyfus Government Cash Manageme	5/31/2024	6/1/2024	5.20	12,665,618	12,665,618	12,665,618	12,665,618
Money Market Funds	85749T517	State Street Institutional U.S. Govt MV	5/31/2024	6/1/2024	5.23	324,757,669	324,757,669	324,757,669	324,757,669
Money Market Funds	61747C319	Morgan Stanley Institutional Liquidity F	5/31/2024	6/1/2024	5.23	60,575,802	60,575,802	60,575,802	60,575,802
Subtotals					5.07	\$ 1,834,763,539	\$ 1,834,763,539	\$ 1,834,763,539	\$ 1,834,763,539
Supranational	45906M3B5	Int'l Bank for Recon and Dev	3/23/2022	6/14/2024	1.98	\$ 100,000,000	\$ 100,000,000	\$ 100,000,000	\$ 99,855,000
Supranational	4581XOEE4	Inter-American Development Bank	7/1/2022	7/1/2024	3.25	80,000,000	79,992,000	79,999,672	79,846,720
Supranational	459056HV2	Int'l Bank for Recon and Dev	11/2/2021	8/28/2024	1.50	50,000,000	50,984,250	50,084,091	49,518,000
Supranational	4581XODZ8	Inter-American Development Bank	11/4/2021	9/23/2024	0.50	50,000,000	49,595,500	49,956,250	49,244,300
Supranational	45950VQG4	International Finance Corp	10/22/2021	9/23/2024	0.44	10,000,000	9,918,700	9,991,314	9,842,700
Supranational	4581XOCM8	Inter-American Development Bank	4/26/2021	1/15/2025	2.13	100,000,000	105,676,000	100,951,565	98,040,600
Supranational	459058HT3	Int'l Bank for Recon and Dev	3/22/2024	1/15/2025	1.63	29,314,000	28,488,811	28,684,759	28,654,259
Supranational	459058JB0	Int'l Bank for Recon and Dev	7/23/2021	4/22/2025	0.63	40,000,000	40,086,000	40,020,416	38,406,200
Supranational	4581XODN5	Inter-American Development Bank	11/1/2021	7/15/2025	0.63	28,900,000	28,519,098	28,784,772	27,466,994
Supranational	45950VRU2	International Finance Corp	1/26/2023	1/26/2026	4.02	100,000,000	100,000,000	100,000,000	98,103,000
Supranational	45818WDG8	Inter-American Development Bank	8/25/2021	2/27/2026	0.82	19,500,000	19,556,907	19,521,975	18,147,090
Supranational	4581XOEN4	Inter-American Development Bank	4/9/2024	2/15/2029	4.13	25,000,000	24,630,000	24,641,060	24,391,250
Subtotals					2.20	\$ 632,714,000	\$ 637,447,266	\$ 632,635,873	\$ 621,516,113
Grand Totals					3.30	\$ 16,854,640,539	\$ 16,799,701,346	\$ 16,810,528,505	\$ 16,494,002,891

Monthly Investment Earnings

Pooled Fund

For month ended May 31, 2024

Type of Investment	CUSIP	Issuer Name	Par Value	Accrued Interest Earned	(Amortization) / Accretion	Realized Gain/(Loss)	Total Earnings
U.S. Treasuries	91282CBC4	T 0.375 12/31/2025	\$ 50,000,000	15,968	9,544	\$	25,512
U.S. Treasuries	91282CAT8	T 0.250 10/31/2025	50,000,000	10,530	12,719		23,249
U.S. Treasuries	91282CBC4	T 0.375 12/31/2025	50,000,000	15,968	12,767		28,735
U.S. Treasuries	91282CAT8	T 0.250 10/31/2025	50,000,000	10,530	16,771		27,301
U.S. Treasuries	91282CAT8	T 0.250 10/31/2025	50,000,000	10,530	17,325		27,854
U.S. Treasuries	912828ZW3	T 0.250 06/30/2025	50,000,000	10,646	16,915		27,560
U.S. Treasuries	912828ZW3	T 0.250 06/30/2025	50,000,000	10,646	18,849		29,494
U.S. Treasuries	912828G38	T 2.250 11/15/2024	50,000,000	95,239	(72,728)		22,511
U.S. Treasuries	912828G38	T 2.250 11/15/2024	50,000,000	95,239	(74,467)		20,772
U.S. Treasuries	912828YY0	T 1.750 12/31/2024	50,000,000	74,519	(49,765)		24,755
U.S. Treasuries	912828ZC7	T 1.125 02/28/2025	50,000,000	47,385	(21,690)		25,695
U.S. Treasuries	912828Z52	T 1.375 01/31/2025	50,000,000	58,551	(33,489)		25,062
U.S. Treasuries	912828Y87	T 1.750 07/31/2024	50,000,000	74,519	(56,226)		18,294
U.S. Treasuries	912828ZC7	T 1.125 02/28/2025	50,000,000	47,385	(21,636)		25,749
U.S. Treasuries	912828Z52	T 1.375 01/31/2025	50,000,000	58,551	(33,700)		24,851
U.S. Treasuries	912828YM6	T 1.500 10/31/2024	50,000,000	63,179	(41,798)		21,381
U.S. Treasuries	912828ZF0	T 0.500 03/31/2025	50,000,000	21,175	4,732		25,906
U.S. Treasuries	912828ZF0	T 0.500 03/31/2025	50,000,000	21,175	3,443		24,618
U.S. Treasuries	91282CAM3	T 0.250 09/30/2025	50,000,000	10,587	17,234		27,822
U.S. Treasuries	912828ZW3	T 0.250 06/30/2025	50,000,000	10,646	14,756		25,401
U.S. Treasuries	912828ZW3	T 0.250 06/30/2025	50,000,000	10,646	16,772		27,417
U.S. Treasuries	912828ZW3	T 0.250 06/30/2025	50,000,000	10,646	15,378		26,024
U.S. Treasuries	912828ZL7	T 0.375 04/30/2025	50,000,000	15,795	8,266		24,061
U.S. Treasuries	91282CBW0	T 0.750 04/30/2026	50,000,000	31,590	5,928		37,518
U.S. Treasuries	91282CBW0	T 0.750 04/30/2026	50,000,000	31,590	4,739		36,329
U.S. Treasuries	91282CCJ8	T 0.875 06/30/2026	50,000,000	37,260	1,162		38,421
U.S. Treasuries	91282CCC3	T 0.250 05/15/2024	-	4,808	3,757		8,565
U.S. Treasuries	912828XT2	T 2.000 05/31/2024	-	81,967	(64,066)		17,901
U.S. Treasuries	912828ZW3	T 0.250 06/30/2025	50,000,000	10,646	14,750		25,396
U.S. Treasuries	91282CCJ8	T 0.875 06/30/2026	50,000,000	37,260	(1,203)		36,057
U.S. Treasuries	91282CCJ8	T 0.875 06/30/2026	50,000,000	37,260	(5,941)		31,319
U.S. Treasuries	91282CCJ8	T 0.875 06/30/2026	50,000,000	37,260	(5,639)		31,621
U.S. Treasuries	912828R36	T 1.625 05/15/2026	50,000,000	68,784	(38,871)		29,913
U.S. Treasuries	91282CAM3	T 0.250 09/30/2025	50,000,000	10,587	14,592		25,179
U.S. Treasuries	912828ZW3	T 0.250 06/30/2025	50,000,000	10,646	10,877		21,523
U.S. Treasuries	91282CAB7	T 0.250 07/31/2025	50,000,000	10,646	11,519		22,164
U.S. Treasuries	912828ZW3	T 0.250 06/30/2025	50,000,000	10,646	12,926		23,571
U.S. Treasuries	91282CCJ8	T 0.875 06/30/2026	50,000,000	37,260	(7,040)		30,220
U.S. Treasuries	91282CAB7	T 0.250 07/31/2025	50,000,000	10,646	13,566		24,211
U.S. Treasuries	91282CCL3	T 0.375 07/15/2024	50,000,000	15,968	56		16,025
U.S. Treasuries	91282CCL3	T 0.375 07/15/2024	50,000,000	15,968	1,131		17,099
U.S. Treasuries	91282CCJ8	T 0.875 06/30/2026	50,000,000	37,260	(4,172)		33,087
U.S. Treasuries	91282CCT6	T 0.375 08/15/2024	50,000,000	15,968	2,899		18,868
U.S. Treasuries	912828R36	T 1.625 05/15/2026	50,000,000	68,784	(34,036)		34,748
U.S. Treasuries	912828XB1	T 2.125 05/15/2025	50,000,000	89,948	(65,387)		24,561
U.S. Treasuries	91282CCJ8	T 0.875 06/30/2026	50,000,000	37,260	1,114		38,373
U.S. Treasuries	91282CCW9	T 0.750 08/31/2026	50,000,000	31,590	9,496		41,086
U.S. Treasuries	91282CCZ2	T 0.875 09/30/2026	50,000,000	37,056	5,295		42,351

Monthly Investment Earnings

Pooled Fund

Type of Investment	CUSIP	Issuer Name	Par Value	Accrued Interest Earned	(Amortization) / Accretion	Realized Gain/(Loss)	Total Earnings
U.S. Treasuries	91282CCZ2	T 0.875 09/30/2026	50,000,000	37,056	5,595		42,651
U.S. Treasuries	91282CCJ8	T 0.875 06/30/2026	50,000,000	37,260	7,322		44,582
U.S. Treasuries	91282CCZ2	T 0.875 09/30/2026	50,000,000	37,056	11,694		48,750
U.S. Treasuries	91282CDK4	T 1.250 11/30/2026	50,000,000	52,937	(1,229)		51,708
U.S. Treasuries	91282CDK4	T 1.250 11/30/2026	50,000,000	52,937	(1,997)		50,940
U.S. Treasuries	912828ZW3	T 0.250 06/30/2025	50,000,000	10,646	32,670		43,316
U.S. Treasuries	91282CCJ8	T 0.875 06/30/2026	50,000,000	37,260	18,408		55,668
U.S. Treasuries	91282CDQ1	T 1.250 12/31/2026	50,000,000	53,228	51,594		104,822
U.S. Treasuries	91282CDK4	T 1.250 11/30/2026	50,000,000	52,937	53,063		106,000
U.S. Treasuries	91282CEF4	T 2.500 03/31/2027	25,000,000	52,937	4,125		57,062
U.S. Treasuries	91282CCL3	T 0.375 07/15/2024	50,000,000	15,968	91,224		107,192
U.S. Treasuries	91282CFK2	T 3.500 09/15/2025	50,000,000	147,418	29,766		177,185
U.S. Treasuries	91282CHX2	T 4.375 08/31/2028	50,000,000	184,273	(2,072)		182,201
U.S. Treasuries	91282CHK0	T 4.000 06/30/2028	50,000,000	170,330	481		170,810
U.S. Treasuries	91282CHK0	T 4.000 06/30/2028	50,000,000	170,330	1,379		171,708
U.S. Treasuries	91282CHK0	T 4.000 06/30/2028	50,000,000	170,330	1,826		172,155
U.S. Treasuries	91282CHL8	T 4.625 06/30/2025	50,000,000	196,944	1,425		198,368
U.S. Treasuries	91282CHK0	T 4.000 06/30/2028	50,000,000	170,330	6,221		176,550
U.S. Treasuries	91282CHK0	T 4.000 06/30/2028	50,000,000	170,330	13,714		184,043
U.S. Treasuries	912797GL5	B 0.000 09/05/2024	50,000,000		219,657		219,657
U.S. Treasuries	91282CEW7	T 3.250 06/30/2027	50,000,000	138,393	46,575		184,967
U.S. Treasuries	91282CEW7	T 3.250 06/30/2027	50,000,000	138,393	49,441		187,834
U.S. Treasuries	91282CKD2	T 4.250 02/28/2029	50,000,000	179,008	3,930		182,938
U.S. Treasuries	9128284N7	T 2.875 05/15/2028	65,000,000	158,203	81,130		239,333
U.S. Treasuries	9128286B1	T 2.625 02/15/2029	50,000,000	111,779	75,077		186,856
U.S. Treasuries	912797JW8	B 0.000 05/14/2024	-		59,073		59,073
U.S. Treasuries	91282CHK0	T 4.000 06/30/2028	50,000,000	104,396	13,353		117,749
Subtotals			\$ 3,590,000,000	\$ 4,269,385	\$ 540,865	\$ -	\$ 4,810,250
Federal Agencies	3133ELCP7	FFCB 1.625 12/03/2024	\$ 25,000,000	\$ 33,854	\$ 679	\$	\$ 34,533
Federal Agencies	3137EAEP0	FHLMC 1.500 02/12/2025	15,000,000	18,750	196		18,946
Federal Agencies	3137EAEP0	FHLMC 1.500 02/12/2025	5,000,000	6,250	65		6,315
Federal Agencies	3137EAEP0	FHLMC 1.500 02/12/2025	5,000,000	6,250	65		6,315
Federal Agencies	3137EAEP0	FHLMC 1.500 02/12/2025	5,000,000	6,250	65		6,315
Federal Agencies	3137EAEP0	FHLMC 1.500 02/12/2025	50,000,000	62,500	654		63,154
Federal Agencies	3133ELQY3	FFCB 1.210 03/03/2025	24,000,000	24,200	614		24,814
Federal Agencies	3133ELQY3	FFCB 1.210 03/03/2025	16,000,000	16,133	159		16,293
Federal Agencies	3135G05X7	FNMA 0.375 08/25/2025	72,500,000	22,656	12,045		34,701
Federal Agencies	3137EAEX3	FHLMC 0.375 09/23/2025	22,600,000	7,063	5,676		12,738
Federal Agencies	3135G05X7	FNMA 0.375 08/25/2025	25,000,000	7,813	5,987		13,799
Federal Agencies	3133EMWT5	FFCB 0.600 04/21/2025	50,000,000	25,000	562		25,562
Federal Agencies	3135G0X24	FNMA 1.625 01/07/2025	39,060,000	52,894	(35,924)		16,969
Federal Agencies	3137EAEP0	FHLMC 1.500 02/12/2025	53,532,000	66,915	(42,685)		24,230
Federal Agencies	3130AN4A5	FHLB 0.700 06/30/2025	17,680,000	10,313	(1,169)		9,145
Federal Agencies	3135G03U5	FNMA 0.625 04/22/2025	50,000,000	26,042	(2,426)		23,616
Federal Agencies	3133EMV25	FFCB 0.450 07/23/2024	50,000,000	18,750	(2,636)		16,114
Federal Agencies	3130ANMP2	FHLB 1.070 07/27/2026	25,000,000	22,292			22,292
Federal Agencies	3130ANMP2	FHLB 1.070 07/27/2026	25,000,000	22,292			22,292
Federal Agencies	3130ANMP2	FHLB 1.070 07/27/2026	25,000,000	22,292			22,292

Monthly Investment Earnings

Pooled Fund

Type of Investment	CUSIP	Issuer Name	Par Value	Accrued Interest Earned	(Amortization) / Accretion	Realized Gain/(Loss)	Total Earnings
Federal Agencies	3130ANMP2	FHLB 1.070 07/27/2026	25,000,000	22,292			22,292
Federal Agencies	3133EMZ21	FFCB 0.690 04/06/2026	15,500,000	8,913	763		9,675
Federal Agencies	3130ANNM8	FHLB 1.050 07/13/2026	25,000,000	21,875			21,875
Federal Agencies	3130ANNM8	FHLB 1.050 07/13/2026	25,000,000	21,875			21,875
Federal Agencies	3130ANNM8	FHLB 1.050 07/13/2026	25,000,000	21,875			21,875
Federal Agencies	3130ANNM8	FHLB 1.050 07/13/2026	25,000,000	21,875			21,875
Federal Agencies	3133EM5X6	FFCB 0.430 09/23/2024	25,000,000	8,958	714		9,673
Federal Agencies	3133EM5X6	FFCB 0.430 09/23/2024	50,000,000	17,917	1,428		19,345
Federal Agencies	3133EM5X6	FFCB 0.430 09/23/2024	50,000,000	17,917	1,428		19,345
Federal Agencies	3130ANTG5	FHLB 1.050 08/10/2026	25,000,000	21,875			21,875
Federal Agencies	3130ANTG5	FHLB 1.050 08/10/2026	25,000,000	21,875			21,875
Federal Agencies	3130ANTG5	FHLB 1.050 08/10/2026	25,000,000	21,875			21,875
Federal Agencies	3130ANTG5	FHLB 1.050 08/10/2026	25,000,000	21,875			21,875
Federal Agencies	3130AP6T7	FHLB 1.075 09/03/2026	25,000,000	22,396			22,396
Federal Agencies	3130AP6T7	FHLB 1.075 09/03/2026	25,000,000	22,396			22,396
Federal Agencies	3130AP6T7	FHLB 1.075 09/03/2026	25,000,000	22,396			22,396
Federal Agencies	3130AP6T7	FHLB 1.075 09/03/2026	25,000,000	22,396			22,396
Federal Agencies	3130A8ZQ9	FHLB 1.750 09/12/2025	10,295,000	15,014	(6,163)		8,850
Federal Agencies	3133ENEG1	FFCB 1.050 11/17/2025	55,000,000	48,125	1,634		49,759
Federal Agencies	3133ENEG1	FFCB 1.050 11/17/2025	39,675,000	34,716	1,120		35,835
Federal Agencies	3133ENEJ5	FFCB 0.875 11/18/2024	50,000,000	36,458	1,626		38,085
Federal Agencies	3133ENEJ5	FFCB 0.875 11/18/2024	10,000,000	7,292	325		7,617
Federal Agencies	3133ENEJ5	FFCB 0.875 11/18/2024	10,000,000	7,292	325		7,617
Federal Agencies	3130APPR0	FHLB 1.430 10/19/2026	25,000,000	29,792			29,792
Federal Agencies	3130APPR0	FHLB 1.430 10/19/2026	25,000,000	29,792			29,792
Federal Agencies	3130APPR0	FHLB 1.430 10/19/2026	25,000,000	29,792			29,792
Federal Agencies	3130APPR0	FHLB 1.430 10/19/2026	25,000,000	29,792			29,792
Federal Agencies	3130AQ7L1	FHLB 1.605 11/16/2026	25,000,000	33,438			33,438
Federal Agencies	3130AQ7L1	FHLB 1.605 11/16/2026	25,000,000	33,438			33,438
Federal Agencies	3130AQ7L1	FHLB 1.605 11/16/2026	25,000,000	33,438			33,438
Federal Agencies	3130AQ7L1	FHLB 1.605 11/16/2026	25,000,000	33,438			33,438
Federal Agencies	3133ENGQ7	FFCB 0.920 12/09/2024	50,000,000	38,333	424		38,758
Federal Agencies	3133ENGQ7	FFCB 0.920 12/09/2024	50,000,000	38,333	1,047		39,380
Federal Agencies	3135G04Z3	FNMA 0.500 06/17/2025	10,000,000	4,167	5,068		9,235
Federal Agencies	3135G03U5	FNMA 0.625 04/22/2025	37,938,000	19,759	14,359		34,119
Federal Agencies	3135G04Z3	FNMA 0.500 06/17/2025	4,655,000	1,940	2,369		4,309
Federal Agencies	3135G03U5	FNMA 0.625 04/22/2025	50,000,000	26,042	19,039		45,081
Federal Agencies	3133ENHM5	FFCB 1.170 12/16/2025	45,000,000	43,875	974		44,849
Federal Agencies	3133ENHM5	FFCB 1.170 12/16/2025	50,000,000	48,750	1,082		49,832
Federal Agencies	3130AQJ95	FHLB 1.645 12/14/2026	25,000,000	34,271			34,271
Federal Agencies	3130AQJ95	FHLB 1.645 12/14/2026	25,000,000	34,271			34,271
Federal Agencies	3130AQJ95	FHLB 1.645 12/14/2026	25,000,000	34,271			34,271
Federal Agencies	3130AQJ95	FHLB 1.645 12/14/2026	25,000,000	34,271			34,271
Federal Agencies	3133ENKS8	FFCB 1.125 01/06/2025	20,000,000	18,750	1,279		20,029
Federal Agencies	3133ENKS8	FFCB 1.125 01/06/2025	25,000,000	23,438	1,598		25,036
Federal Agencies	3133ENKS8	FFCB 1.125 01/06/2025	25,000,000	23,438	1,598		25,036
Federal Agencies	3130ARB59	FHLB 2.350 03/08/2027	25,000,000	48,958			48,958
Federal Agencies	3130ARB59	FHLB 2.350 03/08/2027	25,000,000	48,958			48,958
Federal Agencies	3130ARB59	FHLB 2.350 03/08/2027	25,000,000	48,958			48,958

Monthly Investment Earnings

Pooled Fund

<u>Type of Investment</u>	<u>CUSIP</u>	<u>Issuer Name</u>	<u>Par Value</u>	<u>Accrued Interest Earned</u>	<u>(Amortization) / Accretion</u>	<u>Realized Gain/(Loss)</u>	<u>Total Earnings</u>
Federal Agencies	3130ARB59	FHLB 2.350 03/08/2027	25,000,000	48,958			48,958
Federal Agencies	3133ENRD4	FFCB 1.680 03/10/2027	48,573,000	68,002	19,434		87,436
Federal Agencies	3133ENUD0	FFCB 2.640 04/08/2026	20,000,000	44,000	823		44,823
Federal Agencies	3133ENUD0	FFCB 2.640 04/08/2026	30,000,000	66,000	1,235		67,235
Federal Agencies	3133ENTS9	FFCB 2.600 04/05/2027	24,500,000	53,083	2,089		55,172
Federal Agencies	3133ENTS9	FFCB 2.600 04/05/2027	22,500,000	48,750	1,829		50,579
Federal Agencies	3133ENTS9	FFCB 2.600 04/05/2027	25,000,000	54,167	3,329		57,496
Federal Agencies	3133ENWP1	FFCB 2.625 05/16/2024	-	49,219	1,247		50,465
Federal Agencies	3133ENWP1	FFCB 2.625 05/16/2024	-	54,688	1,385		56,073
Federal Agencies	3130A1XJ2	FHLB 2.875 06/14/2024	25,500,000	61,094	(2,131)		58,962
Federal Agencies	3130A1XJ2	FHLB 2.875 06/14/2024	50,000,000	119,792	(8,321)		111,471
Federal Agencies	3130A1XJ2	FHLB 2.875 06/14/2024	17,980,000	43,077	(2,610)		40,467
Federal Agencies	3130A1XJ2	FHLB 2.875 06/14/2024	15,955,000	38,226	(2,186)		36,040
Federal Agencies	3133ENXE5	FFCB 2.850 05/23/2025	6,000,000	14,250	238		14,488
Federal Agencies	3133ENXE5	FFCB 2.850 05/23/2025	20,000,000	47,500	792		48,292
Federal Agencies	3133ENYH7	FFCB 2.625 06/10/2024	100,000,000	218,750	5,471		224,221
Federal Agencies	3133ENYQ7	FFCB 2.950 06/13/2025	50,000,000	122,917	693		123,610
Federal Agencies	3133ENYX2	FFCB 3.250 06/17/2024	50,000,000	135,417	1,272		136,689
Federal Agencies	3133ENYX2	FFCB 3.250 06/17/2024	25,000,000	67,708	1,251		68,959
Federal Agencies	3133ENYX2	FFCB 3.250 06/17/2024	25,000,000	67,708	1,240		68,949
Federal Agencies	3133ENZS2	FFCB 3.100 06/28/2024	25,000,000	64,583	530		65,113
Federal Agencies	3133ENZS2	FFCB 3.100 06/28/2024	50,000,000	129,167	1,145		130,312
Federal Agencies	3133ENZS2	FFCB 3.100 06/28/2024	25,000,000	64,583	573		65,156
Federal Agencies	3133ENZK9	FFCB 3.240 06/28/2027	27,865,000	75,236	(3,993)		71,242
Federal Agencies	3130ASME6	FHLB 3.000 07/08/2024	15,000,000	37,500	1,234		38,734
Federal Agencies	3130ASME6	FHLB 3.000 07/08/2024	17,500,000	43,750	1,440		45,190
Federal Agencies	3130ASME6	FHLB 3.000 07/08/2024	10,000,000	25,000	823		25,823
Federal Agencies	3130ASGU7	FHLB 3.500 06/11/2027	12,375,000	36,094	(3,083)		33,011
Federal Agencies	3130ASGU7	FHLB 3.500 06/11/2027	10,000,000	29,167	(2,453)		26,713
Federal Agencies	3130ASGU7	FHLB 3.500 06/11/2027	21,725,000	63,365	(5,058)		58,307
Federal Agencies	3130ASHK8	FHLB 3.125 06/14/2024	28,000,000	72,917	4,271		77,188
Federal Agencies	3130ASHK8	FHLB 3.125 06/14/2024	28,210,000	73,464	4,253		77,716
Federal Agencies	3130ASG86	FHLB 3.375 06/13/2025	12,700,000	35,719	(3,146)		32,573
Federal Agencies	3130ASG86	FHLB 3.375 06/13/2025	11,940,000	33,581	(1,787)		31,794
Federal Agencies	3133ENJ35	FFCB 3.320 02/25/2026	35,000,000	96,833	1,026		97,859
Federal Agencies	3133ENJ84	FFCB 3.375 08/26/2024	50,000,000	140,625	3,541		144,166
Federal Agencies	3133ENP79	FFCB 4.250 09/26/2024	50,000,000	177,083	170		177,253
Federal Agencies	3130ATT31	FHLB 4.500 10/03/2024	50,000,000	187,500	6,160		193,660
Federal Agencies	3133ENZ37	FFCB 4.875 01/10/2025	20,000,000	81,250	47		81,297
Federal Agencies	3133ENZ37	FFCB 4.875 01/10/2025	10,000,000	40,625	23		40,648
Federal Agencies	3133ENZ37	FFCB 4.875 01/10/2025	20,000,000	81,250	16		81,266
Federal Agencies	3130ATVD6	FHLB 4.875 09/13/2024	50,000,000	203,125	(2,856)		200,269
Federal Agencies	3133EN2L3	FFCB 4.125 05/17/2027	21,000,000	72,188	245		72,433
Federal Agencies	3133EN2L3	FFCB 4.125 05/17/2027	5,000,000	17,188	65		17,253
Federal Agencies	3133EN2L3	FFCB 4.125 05/17/2027	4,650,000	15,984	61		16,045
Federal Agencies	3133EN2L3	FFCB 4.125 05/17/2027	25,000,000	85,938	326		86,263
Federal Agencies	3133ENZ94	FFCB 4.500 11/18/2024	25,000,000	93,750	1,124		94,874
Federal Agencies	3133EN4B3	FFCB 4.250 06/13/2025	15,000,000	53,125	394		53,519
Federal Agencies	3133EN4B3	FFCB 4.250 06/13/2025	15,000,000	53,125	346		53,471

Monthly Investment Earnings

Pooled Fund

<u>Type of Investment</u>	<u>CUSIP</u>	<u>Issuer Name</u>	<u>Par Value</u>	<u>Accrued Interest Earned</u>	<u>(Amortization) / Accretion</u>	<u>Realized Gain/(Loss)</u>	<u>Total Earnings</u>
Federal Agencies	3133EN4B3	FFCB 4.250 06/13/2025	15,000,000	53,125	372		53,497
Federal Agencies	3133EN4N7	FFCB 4.250 12/20/2024	25,000,000	88,542	1,930		90,471
Federal Agencies	3133EN4N7	FFCB 4.250 12/20/2024	10,000,000	35,417	725		36,142
Federal Agencies	3133EN4N7	FFCB 4.250 12/20/2024	25,000,000	88,542	1,930		90,471
Federal Agencies	3133EN5E6	FFCB 4.000 12/29/2025	15,000,000	50,000	1,281		51,281
Federal Agencies	3133EN5E6	FFCB 4.000 12/29/2025	25,000,000	83,333	2,157		85,490
Federal Agencies	3133EN5E6	FFCB 4.000 12/29/2025	20,000,000	66,667	1,708		68,375
Federal Agencies	3133EN6A3	FFCB 4.000 01/13/2026	30,000,000	100,000	645		100,645
Federal Agencies	3133EN6A3	FFCB 4.000 01/13/2026	20,000,000	66,667	498		67,164
Federal Agencies	3133EPAG0	FFCB 4.250 02/10/2025	29,875,000	105,807	6,740		112,547
Federal Agencies	3133EPAG0	FFCB 4.250 02/10/2025	10,000,000	35,417	2,239		37,656
Federal Agencies	3130AUTC8	FHLB 4.010 02/06/2026	21,100,000	70,509	3,250		73,759
Federal Agencies	3130AUJZ4	FHLB 4.500 02/13/2025	50,000,000	187,500	3,329		190,829
Federal Agencies	3133EPBF1	FFCB 4.875 08/21/2024	10,000,000	40,625	244		40,869
Federal Agencies	3133EPBF1	FFCB 4.875 08/21/2024	25,000,000	101,563	567		102,129
Federal Agencies	3133EPBF1	FFCB 4.875 08/21/2024	20,000,000	81,250	453		81,703
Federal Agencies	3133EPBJ3	FFCB 4.375 02/23/2026	50,000,000	182,292	2,319		184,611
Federal Agencies	3133EPBJ3	FFCB 4.375 02/23/2026	25,000,000	91,146	1,315		92,461
Federal Agencies	3133EPBJ3	FFCB 4.375 02/23/2026	28,000,000	102,083	1,299		103,382
Federal Agencies	3133EPBM6	FFCB 4.125 08/23/2027	10,000,000	34,375	491		34,866
Federal Agencies	3130AV7L0	FHLB 5.000 02/28/2025	25,000,000	104,167	1,405		105,572
Federal Agencies	3130AV7L0	FHLB 5.000 02/28/2025	35,000,000	145,833	1,967		147,801
Federal Agencies	3133EPDL6	FFCB 4.850 10/01/2025	50,000,000	202,083			202,083
Federal Agencies	3135GAFY2	FNMA 5.320 10/03/2024	50,000,000	221,667			221,667
Federal Agencies	3135GAFY2	FNMA 5.320 10/03/2024	25,000,000	110,833			110,833
Federal Agencies	3135GAFY2	FNMA 5.320 10/03/2024	25,000,000	110,833			110,833
Federal Agencies	3135GAG39	FNMA 5.375 12/30/2024	25,000,000	111,979			111,979
Federal Agencies	3135GAG39	FNMA 5.375 12/30/2024	25,000,000	111,979			111,979
Federal Agencies	3135GAG39	FNMA 5.375 12/30/2024	25,000,000	111,979			111,979
Federal Agencies	3135GAG39	FNMA 5.375 12/30/2024	25,000,000	111,979			111,979
Federal Agencies	3133EPHD0	FFCB 4.500 10/28/2024	20,000,000	75,000	1,784		76,784
Federal Agencies	3133EPHD0	FFCB 4.500 10/28/2024	25,000,000	93,750	2,315		96,065
Federal Agencies	3130ATST5	FHLB 4.375 06/13/2025	10,000,000	36,458	(2,627)		33,831
Federal Agencies	3134GYRY0	FHLMC 5.290 11/02/2026	25,000,000	110,208			110,208
Federal Agencies	3134GYRY0	FHLMC 5.290 11/02/2026	25,000,000	110,208			110,208
Federal Agencies	3134GYRY0	FHLMC 5.290 11/02/2026	25,000,000	110,208			110,208
Federal Agencies	3134GYRY0	FHLMC 5.290 11/02/2026	25,000,000	110,208			110,208
Federal Agencies	3130ATST5	FHLB 4.375 06/13/2025	9,915,000	36,148	(2,461)		33,688
Federal Agencies	3130ATST5	FHLB 4.375 06/13/2025	25,500,000	92,969	(5,046)		87,922
Federal Agencies	3130AVWS7	FHLB 3.750 06/12/2026	17,045,000	53,266	1,470		54,735
Federal Agencies	3130ATST5	FHLB 4.375 06/13/2025	3,000,000	10,938	(497)		10,440
Federal Agencies	3130ATST5	FHLB 4.375 06/13/2025	10,000,000	36,458	(1,461)		34,998
Federal Agencies	3133EPJX4	FFCB 3.625 02/17/2026	30,000,000	90,625	2,909		93,534
Federal Agencies	3133EPJX4	FFCB 3.625 02/17/2026	25,000,000	75,521	2,201		77,722
Federal Agencies	3133EPKA2	FFCB 4.000 08/18/2025	26,500,000	88,333	609		88,942
Federal Agencies	3133EPKA2	FFCB 4.000 08/18/2025	30,000,000	100,000	689		100,689
Federal Agencies	3133EPKA2	FFCB 4.000 08/18/2025	25,000,000	83,333	678		84,011
Federal Agencies	3130AVWS7	FHLB 3.750 06/12/2026	20,000,000	62,500	1,680		64,180
Federal Agencies	3130ATST5	FHLB 4.375 06/13/2025	24,000,000	87,500	(3,249)		84,251

Monthly Investment Earnings

Pooled Fund

<u>Type of Investment</u>	<u>CUSIP</u>	<u>Issuer Name</u>	<u>Par Value</u>	<u>Accrued Interest Earned</u>	<u>(Amortization) / Accretion</u>	<u>Realized Gain/(Loss)</u>	<u>Total Earnings</u>
Federal Agencies	3130AWAH3	FHLB 4.000 06/12/2026	15,000,000	50,000	2,819		52,819
Federal Agencies	3130AWAH3	FHLB 4.000 06/12/2026	10,000,000	33,333	1,840		35,173
Federal Agencies	3130AWER7	FHLB 4.625 06/06/2025	25,000,000	96,354	887		97,241
Federal Agencies	3130AWER7	FHLB 4.625 06/06/2025	15,000,000	57,813	532		58,345
Federal Agencies	3130AWER7	FHLB 4.625 06/06/2025	52,000,000	200,417	1,845		202,262
Federal Agencies	3130AWER7	FHLB 4.625 06/06/2025	10,000,000	38,542	355		38,897
Federal Agencies	3133EPMU6	FFCB 4.250 06/15/2026	30,000,000	106,250	1,375		107,625
Federal Agencies	3133EPMU6	FFCB 4.250 06/15/2026	20,000,000	70,833	871		71,705
Federal Agencies	3133EPMV4	FFCB 4.125 06/15/2027	28,940,000	99,481	596		100,077
Federal Agencies	3133EPMU6	FFCB 4.250 06/15/2026	24,700,000	87,479	1,691		89,170
Federal Agencies	3133EPNG6	FFCB 4.375 06/23/2026	50,000,000	182,292	750		183,041
Federal Agencies	3133EPNG6	FFCB 4.375 06/23/2026	25,000,000	91,146	375		91,521
Federal Agencies	3133EPNG6	FFCB 4.375 06/23/2026	25,000,000	91,146	375		91,521
Federal Agencies	3130AWLZ1	FHLB 4.750 06/12/2026	50,000,000	197,917	4,180		202,096
Federal Agencies	3130AWLY4	FHLB 5.125 06/13/2025	48,150,000	205,641	(4,138)		201,503
Federal Agencies	3130AWLY4	FHLB 5.125 06/13/2025	10,800,000	46,125	(811)		45,314
Federal Agencies	3133EPSK2	FFCB 4.250 08/07/2028	19,500,000	69,063	1,489		70,551
Federal Agencies	3133EPSW6	FFCB 4.500 08/14/2026	50,000,000	187,500	3,253		190,753
Federal Agencies	3133EPUN3	FFCB 4.500 08/28/2028	10,000,000	37,500	355		37,855
Federal Agencies	3133EPUN3	FFCB 4.500 08/28/2028	25,000,000	93,750	959		94,709
Federal Agencies	3133EPUN3	FFCB 4.500 08/28/2028	15,000,000	56,250	631		56,881
Federal Agencies	3133EPUN3	FFCB 4.500 08/28/2028	33,000,000	123,750	1,613		125,363
Federal Agencies	3133EPVP7	FFCB 4.750 07/08/2026	19,000,000	75,208	456		75,664
Federal Agencies	3133EPVP7	FFCB 4.750 07/08/2026	10,000,000	39,583	249		39,832
Federal Agencies	3133EPVP7	FFCB 4.750 07/08/2026	21,000,000	83,125	516		83,641
Federal Agencies	3133EPVY8	FFCB 5.000 09/15/2025	8,230,000	34,292	251		34,543
Federal Agencies	3133EPVY8	FFCB 5.000 09/15/2025	15,000,000	62,500	770		63,270
Federal Agencies	3133EPVY8	FFCB 5.000 09/15/2025	20,000,000	83,333	1,026		84,360
Federal Agencies	3133EPYW9	FFCB 5.125 10/20/2025	50,000,000	213,542	1,187		214,729
Federal Agencies	3133EPYW9	FFCB 5.125 10/20/2025	25,000,000	106,771	615		107,386
Federal Agencies	3133EPYW9	FFCB 5.125 10/20/2025	35,000,000	149,479	1,173		150,652
Federal Agencies	3130AXCP1	FHLB 4.875 09/11/2026	11,895,000	48,323	2,138		50,461
Federal Agencies	3133EPZA6	FFCB 4.875 10/20/2026	30,000,000	121,875	4,692		126,567
Federal Agencies	3133EPZA6	FFCB 4.875 10/20/2026	14,000,000	56,875	2,689		59,564
Federal Agencies	3133EPYW9	FFCB 5.125 10/20/2025	24,000,000	102,500	3,247		105,747
Federal Agencies	3133EPZY4	FFCB 5.000 07/30/2026	25,000,000	104,167	1,953		106,120
Federal Agencies	3133EPZY4	FFCB 5.000 07/30/2026	3,000,000	12,500	249		12,749
Federal Agencies	3133EPZY4	FFCB 5.000 07/30/2026	9,615,000	40,063	799		40,861
Federal Agencies	3133EPZY4	FFCB 5.000 07/30/2026	16,000,000	66,667	1,329		67,996
Federal Agencies	313384YV5	FHDN 0.000 07/01/2024	25,000,000		112,913		112,913
Federal Agencies	313384YV5	FHDN 0.000 07/01/2024	25,000,000		112,913		112,913
Federal Agencies	313384YV5	FHDN 0.000 07/01/2024	25,000,000		112,913		112,913
Federal Agencies	3130AXB31	FHLB 4.875 03/13/2026	10,000,000	40,625	1,658		42,283
Federal Agencies	3130AXB31	FHLB 4.875 03/13/2026	10,000,000	40,625	1,773		42,398
Federal Agencies	3130AXB31	FHLB 4.875 03/13/2026	10,000,000	40,625	1,773		42,398
Federal Agencies	3133EPC60	FFCB 4.625 11/15/2027	27,950,000	107,724	2,461		110,185
Federal Agencies	3133EPC60	FFCB 4.625 11/15/2027	33,300,000	128,344	2,939		131,283
Federal Agencies	3133EPC45	FFCB 4.625 11/13/2028	12,000,000	46,250	271		46,521
Federal Agencies	3133EPC45	FFCB 4.625 11/13/2028	20,000,000	77,083	482		77,565

Monthly Investment Earnings

Pooled Fund

<u>Type of Investment</u>	<u>CUSIP</u>	<u>Issuer Name</u>	<u>Par Value</u>	<u>Accrued Interest Earned</u>	<u>(Amortization) / Accretion</u>	<u>Realized Gain/(Loss)</u>	<u>Total Earnings</u>
Federal Agencies	3133EPC45	FFCB 4.625 11/13/2028	55,000,000	211,979		1,319	213,298
Federal Agencies	3130AXU63	FHLB 4.625 11/17/2026	50,000,000	192,708		2,503	195,212
Federal Agencies	3133EM4X7	FFCB 0.800 09/10/2026	28,975,000	19,317		86,563	105,879
Federal Agencies	3133EPP66	FFCB 4.000 05/20/2027	31,000,000	103,333		2,343	105,676
Federal Agencies	3133EPP66	FFCB 4.000 05/20/2027	58,850,000	196,167		4,667	200,834
Federal Agencies	3134H1NT6	FHLMC 5.410 01/10/2028	65,000,000	293,042			293,042
Federal Agencies	3134H1NT6	FHLMC 5.410 01/10/2028	25,000,000	112,708			112,708
Federal Agencies	3134H1NT6	FHLMC 5.410 01/10/2028	25,000,000	112,708			112,708
Federal Agencies	3133EPX91	FFCB 4.125 01/25/2027	35,000,000	120,313		1,247	121,560
Federal Agencies	3133EPX91	FFCB 4.125 01/25/2027	50,000,000	171,875		1,895	173,770
Federal Agencies	3133EPX91	FFCB 4.125 01/25/2027	25,000,000	85,938		891	86,828
Federal Agencies	3133EPX91	FFCB 4.125 01/25/2027	10,000,000	34,375		379	34,754
Federal Agencies	3133EPX91	FFCB 4.125 01/25/2027	5,000,000	17,188		202	17,390
Federal Agencies	3130AYPN0	FHLB 4.125 01/15/2027	12,000,000	41,250		774	42,024
Federal Agencies	3130AYPN0	FHLB 4.125 01/15/2027	25,000,000	85,938		1,612	87,549
Federal Agencies	3130AYPN0	FHLB 4.125 01/15/2027	29,350,000	100,891		1,892	102,783
Federal Agencies	3130AYPN0	FHLB 4.125 01/15/2027	50,000,000	171,875		3,223	175,098
Federal Agencies	3135GANG2	FNMA 5.130 02/18/2028	50,000,000	213,750			213,750
Federal Agencies	3135GANG2	FNMA 5.130 02/18/2028	25,000,000	106,875			106,875
Federal Agencies	3135GANG2	FNMA 5.130 02/18/2028	25,000,000	106,875			106,875
Federal Agencies	313384YZ6	FHDN 0.000 07/05/2024	25,000,000			110,653	110,653
Federal Agencies	313384ZT9	FHDN 0.000 07/23/2024	15,000,000			66,004	66,004
Federal Agencies	3130B0AD1	FHLB 5.500 09/04/2025	25,000,000	114,583			114,583
Federal Agencies	3130B0AD1	FHLB 5.500 09/04/2025	25,000,000	114,583			114,583
Federal Agencies	3130B0AD1	FHLB 5.500 09/04/2025	25,000,000	114,583			114,583
Federal Agencies	3130B0AD1	FHLB 5.500 09/04/2025	25,000,000	114,583			114,583
Federal Agencies	3134H1YE7	FHLMC 5.910 03/14/2029	20,000,000	98,500			98,500
Federal Agencies	3134H1YE7	FHLMC 5.910 03/14/2029	20,000,000	98,500			98,500
Federal Agencies	3134H1YE7	FHLMC 5.910 03/14/2029	55,000,000	270,875			270,875
Federal Agencies	3134H1YE7	FHLMC 5.910 03/14/2029	20,000,000	98,500			98,500
Federal Agencies	3130B0MZ9	FHLB 5.100 01/27/2025	115,000,000	488,750			488,750
Federal Agencies	313384K32	FHDN 0.000 10/11/2024	25,000,000			108,069	108,069
Federal Agencies	3133EP6K6	FFCB 4.500 03/26/2027	50,000,000	187,500		2,564	190,064
Federal Agencies	3130AXB31	FHLB 4.875 03/13/2026	36,730,000	149,216		(3,207)	146,008
Federal Agencies	3133EP5K7	FFCB 4.500 03/13/2026	50,000,000	187,500		10,566	198,066
Federal Agencies	3130AXB31	FHLB 4.875 03/13/2026	25,000,000	101,563		(2,357)	99,206
Federal Agencies	3133EP5U5	FFCB 4.125 03/20/2029	51,660,000	177,581		11,180	188,761
Federal Agencies	3133EP5S0	FFCB 4.250 03/20/2028	4,971,000	17,606		1,169	18,774
Federal Agencies	3130AVBD3	FHLB 4.500 03/09/2029	25,000,000	93,750		(324)	93,426
Federal Agencies	3130B0TY5	FHLB 4.750 04/09/2027	20,000,000	79,167		1,498	80,664
Federal Agencies	3130B0TY5	FHLB 4.750 04/09/2027	17,000,000	67,292		1,273	68,565
Federal Agencies	3130B0TY5	FHLB 4.750 04/09/2027	48,000,000	190,000		3,594	193,594
Federal Agencies	3130B0TY5	FHLB 4.750 04/09/2027	40,000,000	158,333		2,995	161,328
Federal Agencies	3134H1G64	FHLMC 6.025 04/16/2029	65,000,000	326,354			326,354
Federal Agencies	3134H1G64	FHLMC 6.025 04/16/2029	25,000,000	125,521			125,521
Federal Agencies	3134H1G64	FHLMC 6.025 04/16/2029	25,000,000	125,521			125,521
Federal Agencies	3133ERDH1	FFCB 4.750 04/30/2029	63,085,000	191,445		(8,961)	182,484
Federal Agencies	3133ERDH1	FFCB 4.750 04/30/2029	27,892,000	84,644		(3,957)	80,687
Federal Agencies	3133ERDH1	FFCB 4.750 04/30/2029	30,000,000	91,042		(4,190)	86,852

Monthly Investment Earnings Pooled Fund

<u>Type of Investment</u>	<u>CUSIP</u>	<u>Issuer Name</u>	<u>Par Value</u>	<u>Accrued Interest Earned</u>	<u>(Amortization) / Accretion</u>	<u>Realized Gain/(Loss)</u>	<u>Total Earnings</u>
Federal Agencies	3133ERDS7	FFCB 4.750 05/06/2027	12,727,000	30,227	(231)		29,995
Federal Agencies	3130AX4E5	FHLB 4.500 06/11/2027	11,000,000	24,750	1,062		25,812
Federal Agencies	313384WX3	FHDN 0.000 05/16/2024	-	-	7,319		7,319
Federal Agencies	313384WX3	FHDN 0.000 05/16/2024	-	-	7,319		7,319
Federal Agencies	313384WY1	FHDN 0.000 05/17/2024	-	-	7,333		7,333
Federal Agencies	313384WY1	FHDN 0.000 05/17/2024	-	-	7,333		7,333
Federal Agencies	313384WY1	FHDN 0.000 05/17/2024	-	-	7,333		7,333
Federal Agencies	313384WY1	FHDN 0.000 05/17/2024	-	-	7,333		7,333
Federal Agencies	313384XB0	FHDN 0.000 05/20/2024	-	-	22,000		22,000
Federal Agencies	313384XB0	FHDN 0.000 05/20/2024	-	-	22,000		22,000
Federal Agencies	313384XB0	FHDN 0.000 05/20/2024	-	-	22,000		22,000
Federal Agencies	313384XB0	FHDN 0.000 05/20/2024	-	-	22,000		22,000
Federal Agencies	313384XC8	FHDN 0.000 05/21/2024	-	-	7,333		7,333
Federal Agencies	313384XC8	FHDN 0.000 05/21/2024	-	-	7,333		7,333
Federal Agencies	313384XC8	FHDN 0.000 05/21/2024	-	-	7,333		7,333
Federal Agencies	313384XC8	FHDN 0.000 05/21/2024	-	-	7,333		7,333
Federal Agencies	313384XD6	FHDN 0.000 05/22/2024	-	-	7,347		7,347
Federal Agencies	313384XD6	FHDN 0.000 05/22/2024	-	-	7,347		7,347
Federal Agencies	313384XD6	FHDN 0.000 05/22/2024	-	-	7,347		7,347
Federal Agencies	313384XD6	FHDN 0.000 05/22/2024	-	-	7,347		7,347
Federal Agencies	313384XE4	FHDN 0.000 05/23/2024	-	-	7,347		7,347
Federal Agencies	313384XE4	FHDN 0.000 05/23/2024	-	-	7,347		7,347
Federal Agencies	313384XE4	FHDN 0.000 05/23/2024	-	-	7,347		7,347
Federal Agencies	313384XE4	FHDN 0.000 05/23/2024	-	-	7,347		7,347
Federal Agencies	313384XF1	FHDN 0.000 05/24/2024	-	-	7,347		7,347
Federal Agencies	313384XF1	FHDN 0.000 05/24/2024	-	-	7,347		7,347
Federal Agencies	313384XF1	FHDN 0.000 05/24/2024	-	-	7,347		7,347
Federal Agencies	313384XF1	FHDN 0.000 05/24/2024	-	-	7,347		7,347
Federal Agencies	313384XK0	FHDN 0.000 05/28/2024	-	-	29,389		29,389
Federal Agencies	313384XK0	FHDN 0.000 05/28/2024	-	-	29,389		29,389
Federal Agencies	313384XK0	FHDN 0.000 05/28/2024	-	-	29,389		29,389
Federal Agencies	313384XK0	FHDN 0.000 05/28/2024	-	-	29,389		29,389
Federal Agencies	313384XK0	FHDN 0.000 05/28/2024	-	-	29,389		29,389
Federal Agencies	313384XK0	FHDN 0.000 05/28/2024	-	-	29,389		29,389
Federal Agencies	313384XL8	FHDN 0.000 05/29/2024	-	-	7,333		7,333
Federal Agencies	313384XL8	FHDN 0.000 05/29/2024	-	-	7,333		7,333
Federal Agencies	313384XL8	FHDN 0.000 05/29/2024	-	-	7,333		7,333
Federal Agencies	313384XL8	FHDN 0.000 05/29/2024	-	-	7,333		7,333
Subtotals			\$ 7,260,663,000	\$ 20,396,754	\$ 1,326,996	\$ -	\$ 21,723,750
Public Time Deposits	PPG1KB100	BKSANF 5.440 06/03/2024	\$ 10,000,000	\$ 46,844			\$ 46,844
Public Time Deposits	PPG2JA6N9	BRIDGE 5.360 06/17/2024	10,000,000	45,523			45,523
Public Time Deposits	PPG5M8MH8	BKSANF 5.300 07/08/2024	10,000,000	45,639			45,639
Public Time Deposits	PPG8E735	BRIDGE 5.260 07/15/2024	10,000,000	44,674			44,674
Subtotals			\$ 40,000,000	\$ 182,681	\$ -	\$ -	\$ 182,681

Monthly Investment Earnings

Pooled Fund

Type of Investment	CUSIP	Issuer Name	Par Value	Accrued Interest Earned	(Amortization) / Accretion	Realized Gain/(Loss)	Total Earnings
Negotiable CDs	06367DAU9	BMOCHG 5.870 06/21/2024	\$ 100,000,000	\$ 505,472			\$ 505,472
Negotiable CDs	89115BNG1	TDNY 5.850 06/05/2024	50,000,000	251,875			251,875
Negotiable CDs	78015JXW2	RY 5.890 06/28/2024	50,000,000	253,597			253,597
Negotiable CDs	06367DAX3	BMOCHG 6.000 07/01/2024	100,000,000	516,667			516,667
Negotiable CDs	89115BRG7	TDNY 6.050 07/01/2024	50,000,000	260,486			260,486
Negotiable CDs	89115BS84	TDNY 5.910 07/01/2024	50,000,000	254,458			254,458
Negotiable CDs	06367DBJ3	BMOCHG 5.890 06/07/2024	50,000,000	253,597			253,597
Negotiable CDs	06367DBR5	BMOCHG 5.930 07/01/2024	50,000,000	255,319			255,319
Negotiable CDs	89115BSQ4	TDNY 5.930 07/01/2024	50,000,000	255,319			255,319
Negotiable CDs	06367DBW4	BMOCHG 5.970 07/29/2024	50,000,000	257,042			257,042
Negotiable CDs	13606KZN9	CIBCNY 5.920 07/29/2024	60,000,000	305,867			305,867
Negotiable CDs	89115BV80	TDNY 5.900 07/03/2024	50,000,000	254,028			254,028
Negotiable CDs	13606KZR0	CIBCNY 5.890 07/01/2024	50,000,000	253,597			253,597
Negotiable CDs	06367DCF0	BMOCHG 6.010 08/14/2024	50,000,000	258,764			258,764
Negotiable CDs	13606KC38	CIBCNY 5.940 09/09/2024	50,000,000	255,750			255,750
Negotiable CDs	78015J5K9	RY 5.900 09/09/2024	60,000,000	304,833			304,833
Negotiable CDs	13606KD78	CIBCNY 5.920 08/12/2024	50,000,000	254,889			254,889
Negotiable CDs	78015J7F8	RY 5.930 08/12/2024	60,000,000	306,383			306,383
Negotiable CDs	78015JAK3	RY 5.960 09/23/2024	60,000,000	307,933			307,933
Negotiable CDs	06367DD44	BMOCHG 5.970 09/23/2024	50,000,000	257,042			257,042
Negotiable CDs	06367DDS1	BMOCHG 5.880 08/09/2024	50,000,000	253,167			253,167
Negotiable CDs	13606KF92	CIBCNY 5.880 08/16/2024	50,000,000	253,167			253,167
Negotiable CDs	89115BH52	TDNY 5.930 10/21/2024	50,000,000	255,319			255,319
Negotiable CDs	78015JE37	RY 5.860 08/15/2024	50,000,000	252,306			252,306
Negotiable CDs	78015JE78	RY 5.860 08/26/2024	50,000,000	252,306			252,306
Negotiable CDs	06367DE43	BMOCHG 5.860 10/21/2024	60,000,000	302,767			302,767
Negotiable CDs	06367DEK7	BMOCHG 5.800 11/06/2024	50,000,000	249,722			249,722
Negotiable CDs	06367DFA8	BMOCHG 5.580 10/24/2024	50,000,000	240,250			240,250
Negotiable CDs	06367DFX8	BMOCHG 5.560 07/01/2024	50,000,000	239,389			239,389
Negotiable CDs	89115BNV8	TDNY 5.560 07/01/2024	50,000,000	239,389			239,389
Negotiable CDs	78015JHT7	RY 5.530 06/03/2024	60,000,000	285,717			285,717
Negotiable CDs	89115BP95	TDNY 5.580 10/24/2024	50,000,000	240,250			240,250
Negotiable CDs	78015JJ73	RY 5.480 10/24/2024	50,000,000	235,944			235,944
Negotiable CDs	89115DC20	TDNY 5.380 07/15/2024	70,000,000	324,294			324,294
Negotiable CDs	89115DC61	TDNY 5.370 09/10/2024	50,000,000	231,208			231,208
Negotiable CDs	89115DCA2	TDNY 5.360 09/25/2024	50,000,000	230,778			230,778
Negotiable CDs	13606KW51	CIBCNY 5.370 09/11/2024	50,000,000	231,208			231,208
Negotiable CDs	13606KZ41	CIBCNY 5.430 10/24/2024	50,000,000	233,792			233,792
Negotiable CDs	89115DJS6	TDNY 5.430 10/24/2024	50,000,000	233,792			233,792
Negotiable CDs	13606KZ66	CIBCNY 5.400 01/02/2025	50,000,000	232,500			232,500
Negotiable CDs	89115DK21	TDNY 5.400 01/02/2025	50,000,000	232,500			232,500
Negotiable CDs	06367DJB2	BMOCHG 5.440 11/08/2024	51,000,000	238,907			238,907
Negotiable CDs	89115BSZ4	TDNY 5.550 04/09/2025	50,000,000	238,958			238,958
Negotiable CDs	89115BT59	TDNY 5.510 12/02/2024	50,000,000	237,236			237,236
Negotiable CDs	78015JQ34	RY 5.450 01/28/2025	25,000,000	90,833			90,833
Negotiable CDs	06367DJY2	BMOCHG 5.470 05/05/2025	50,000,000	136,750			136,750
Negotiable CDs	89115DR65	TDNY 5.470 05/05/2025	65,000,000	177,775			177,775
Subtotals			\$ 2,521,000,000	\$ 12,193,143	\$ -	\$ -	\$ 12,193,143

Monthly Investment Earnings Pooled Fund

<u>Type of Investment</u>	<u>CUSIP</u>	<u>Issuer Name</u>	<u>Par Value</u>	<u>Accrued Interest Earned</u>	<u>(Amortization) / Accretion</u>	<u>Realized Gain/(Loss)</u>	<u>Total Earnings</u>
Commercial Paper	89233GE36	TOYCC 0.000 05/03/2024	\$ -	-	\$ 18,667	\$ -	18,667
Commercial Paper	89233GE69	TOYCC 0.000 05/06/2024	-	-	38,889	-	38,889
Commercial Paper	89233GG18	TOYCC 0.000 07/01/2024	50,000,000	-	241,542	-	241,542
Commercial Paper	62479LG17	MUFGBK 0.000 07/01/2024	50,000,000	-	243,264	-	243,264
Commercial Paper	89233GG18	TOYCC 0.000 07/01/2024	50,000,000	-	239,389	-	239,389
Commercial Paper	59515ME84	MSFT 0.000 05/08/2024	-	-	51,917	-	51,917
Commercial Paper	59515ME84	MSFT 0.000 05/08/2024	-	-	51,917	-	51,917
Commercial Paper	89233GEL6	TOYCC 0.000 05/20/2024	-	-	222,511	-	222,511
Commercial Paper	62479LEQ4	MUFGBK 0.000 05/24/2024	-	-	136,978	-	136,978
Commercial Paper	62479LFE0	MUFGBK 0.000 06/14/2024	20,000,000	-	91,967	-	91,967
Commercial Paper	62479LFJ9	MUFGBK 0.000 06/18/2024	55,000,000	-	252,908	-	252,908
Commercial Paper	62479LE68	MUFGBK 0.000 05/06/2024	-	-	37,967	-	37,967
Commercial Paper	59157TFH1	METSHR 0.000 06/17/2024	41,000,000	-	185,707	-	185,707
Commercial Paper	59157TGQ0	METSHR 0.000 07/24/2024	48,500,000	-	218,008	-	218,008
Commercial Paper	59515MGF6	MSFT 0.000 07/15/2024	10,000,000	-	44,950	-	44,950
Commercial Paper	62479LKQ7	MUFGBK 0.000 10/24/2024	50,000,000	-	224,750	-	224,750
Commercial Paper	89233GKP0	TOYCC 0.000 10/23/2024	75,000,000	-	335,833	-	335,833
Commercial Paper	59157TK44	METSHR 0.000 10/04/2024	15,000,000	-	67,167	-	67,167
Commercial Paper	89233GKQ8	TOYCC 0.000 10/24/2024	50,000,000	-	225,611	-	225,611
Commercial Paper	59157TKQ5	METSHR 0.000 10/24/2024	10,000,000	-	44,692	-	44,692
Commercial Paper	62479LKQ7	MUFGBK 0.000 10/24/2024	50,000,000	-	227,764	-	227,764
Commercial Paper	62479LL45	MUFGBK 0.000 11/04/2024	23,000,000	-	104,771	-	104,771
Commercial Paper	62479LLJ2	MUFGBK 0.000 11/18/2024	52,000,000	-	236,874	-	236,874
Commercial Paper	89233GM29	TOYCC 0.000 12/02/2024	65,000,000	-	296,653	-	296,653
Commercial Paper	62479LM44	MUFGBK 0.000 12/04/2024	36,000,000	-	165,540	-	165,540
Commercial Paper	62479LMG7	MUFGBK 0.000 12/16/2024	50,000,000	-	229,486	-	229,486
Commercial Paper	62479LNV3	MUFGBK 0.000 01/29/2025	50,000,000	-	182,986	-	182,986
Commercial Paper	89233GNQ5	TOYCC 0.000 01/24/2025	60,000,000	-	192,867	-	192,867
Commercial Paper	89233GMG8	TOYCC 0.000 12/16/2024	65,000,000	-	114,617	-	114,617
Subtotals			\$ 975,500,000	\$ -	\$ 4,726,189	\$ -	\$ 4,726,189

Monthly Investment Earnings Pooled Fund

<u>Type of Investment</u>	<u>CUSIP</u>	<u>Issuer Name</u>	<u>Par Value</u>	<u>Accrued Interest Earned</u>	<u>(Amortization) / Accretion</u>	<u>Realized Gain/(Loss)</u>	<u>Total Earnings</u>
Money Market Funds	09248U718	BlackRock Liquidity Funds T-Fund	\$ 13,326,902	\$ 56,425			\$ 56,425
Money Market Funds	31607A703	Fidelity Govt Portfolio	768,577,152	3,266,667			3,266,667
Money Market Funds	608919718	Federated Hermes Govt Obligations Fund	654,860,397	2,150,223			2,150,223
Money Market Funds	262006208	Dreyfus Government Cash Management	12,665,618	53,441			53,441
Money Market Funds	85749T517	State Street Institutional U.S. Govt MMF	324,757,669	1,819,668			1,819,668
Money Market Funds	61747C319	Morgan Stanley Institutional Liquidity Fund	60,575,802	107,121			107,121
Subtotals			\$ 1,834,763,539	\$ 7,453,544	\$ -	\$ -	\$ 7,453,544
Supranationals	4581X0CM8	IADB 2.125 01/15/2025	\$ 100,000,000	\$ 177,083	\$ (129,379)		\$ 47,704
Supranationals	459058JB0	IBRD 0.626 04/22/2025	40,000,000	20,867	(1,947)		18,919
Supranationals	45818WDG8	IADB 0.820 02/27/2026	19,500,000	13,325	(1,071)		12,254
Supranationals	45950VQG4	IFC 0.440 09/23/2024	10,000,000	3,667	2,362		6,029
Supranationals	4581X0DN5	IADB 0.625 07/15/2025	28,900,000	15,052	8,734		23,786
Supranationals	459056HV2	IBRD 1.500 08/28/2024	50,000,000	62,500	(29,623)		32,877
Supranationals	4581X0DZ8	IADB 0.500 09/23/2024	50,000,000	20,833	11,897		32,730
Supranationals	45906M3B5	IBRD 1.980 06/14/2024	100,000,000	165,000			165,000
Supranationals	4581X0EE4	IADB 3.250 07/01/2024	80,000,000	216,667	339		217,006
Supranationals	45950VRU2	IFC 4.023 01/26/2026	100,000,000	335,250			335,250
Supranationals	459058HT3	IBRD 1.626 01/15/2025	29,314,000	39,720	85,555		125,275
Supranationals	4581X0EN4	IADB 4.125 02/15/2029	25,000,000	85,938	6,469		92,407
Subtotals			\$ 632,714,000	\$ 1,155,902	\$ (46,665)	\$ -	\$ 1,109,237
Grand Totals			\$16,854,640,539	\$ 45,651,408	\$ 6,547,385	\$ -	\$ 52,198,794

Investment Transactions

Pooled Fund

For month ended May 31, 2024

Accounting ID	Transaction Type	Cusip	Description	Price	Settlement Date	Posted Date	Par Value	Principal	Accrued Interest	Total	
57929	Buy	62479LNV3	MUFGBK 0.000 01/29/2025	96.09142	05/07/2024	05/07/2024	50,000,000.00	48,045,708.33	0.00	48,045,708.33	
57930	Buy	3133ERDH1	FFCB 4.750 04/30/2029	101.07600	05/08/2024	05/08/2024	63,085,000.00	63,763,794.60	66,589.72	63,830,384.32	
57931	Buy	3133ERDH1	FFCB 4.750 04/30/2029	101.07470	05/08/2024	05/08/2024	27,892,000.00	28,191,755.32	29,441.56	28,221,196.88	
57932	Buy	3133ERDH1	FFCB 4.750 04/30/2029	101.05800	05/08/2024	05/08/2024	30,000,000.00	30,317,400.00	31,666.67	30,349,066.67	
57933	Buy	78015JQ34	RY 5.450 01/28/2025	100.00000	05/08/2024	05/08/2024	25,000,000.00	25,000,000.00	0.00	25,000,000.00	
57934	Buy	89233GNQ5	TOYCC 0.000 01/24/2025	96.21572	05/10/2024	05/10/2024	60,000,000.00	57,729,433.33	0.00	57,729,433.33	
57935	Buy	91282CHK0	T 4.000 06/30/2028	97.87891	05/13/2024	05/13/2024	50,000,000.00	48,939,453.13	736,263.74	49,675,716.87	
57936	Buy	3133ERDS7	FFCB 4.750 05/06/2027	100.10400	05/13/2024	05/13/2024	12,727,000.00	12,740,236.08	11,754.80	12,751,990.88	
57937	Buy	3130AX4E5	FHLB 4.500 06/11/2027	99.42900	05/13/2024	05/13/2024	11,000,000.00	10,937,190.00	209,000.00	11,146,190.00	
57938	Buy	06367DJY2	BMOCHG 5.470 05/05/2025	100.00000	05/14/2024	05/14/2024	50,000,000.00	50,000,000.00	0.00	50,000,000.00	
57939	Buy	89115DR65	TDNY 5.470 05/05/2025	100.00000	05/14/2024	05/14/2024	65,000,000.00	65,000,000.00	0.00	65,000,000.00	
57940	Buy	313384WX3	FHDN 0.000 05/16/2024	99.98536	05/15/2024	05/15/2024	50,000,000.00	49,992,680.56	0.00	49,992,680.56	
57941	Buy	313384WX3	FHDN 0.000 05/16/2024	99.98536	05/15/2024	05/15/2024	50,000,000.00	49,992,680.56	0.00	49,992,680.56	
57942	Buy	313384WY1	FHDN 0.000 05/17/2024	99.98533	05/16/2024	05/16/2024	50,000,000.00	49,992,666.67	0.00	49,992,666.67	
57943	Buy	313384WY1	FHDN 0.000 05/17/2024	99.98533	05/16/2024	05/16/2024	50,000,000.00	49,992,666.67	0.00	49,992,666.67	
57944	Buy	313384WY1	FHDN 0.000 05/17/2024	99.98533	05/16/2024	05/16/2024	50,000,000.00	49,992,666.67	0.00	49,992,666.67	
57945	Buy	313384WY1	FHDN 0.000 05/17/2024	99.98533	05/16/2024	05/16/2024	50,000,000.00	49,992,666.67	0.00	49,992,666.67	
57946	Buy	313384XB0	FHDN 0.000 05/20/2024	99.95600	05/17/2024	05/17/2024	50,000,000.00	49,978,000.00	0.00	49,978,000.00	
57947	Buy	313384XB0	FHDN 0.000 05/20/2024	99.95600	05/17/2024	05/17/2024	50,000,000.00	49,978,000.00	0.00	49,978,000.00	
57948	Buy	313384XB0	FHDN 0.000 05/20/2024	99.95600	05/17/2024	05/17/2024	50,000,000.00	49,978,000.00	0.00	49,978,000.00	
57949	Buy	313384XB0	FHDN 0.000 05/20/2024	99.95600	05/17/2024	05/17/2024	50,000,000.00	49,978,000.00	0.00	49,978,000.00	
57950	Buy	313384XC8	FHDN 0.000 05/21/2024	99.98533	05/20/2024	05/20/2024	50,000,000.00	49,992,666.67	0.00	49,992,666.67	
57951	Buy	89233GMG8	TOYCC 0.000 12/16/2024	96.91417	05/20/2024	05/20/2024	65,000,000.00	62,994,208.33	0.00	62,994,208.33	
57952	Buy	313384XC8	FHDN 0.000 05/21/2024	99.98533	05/20/2024	05/20/2024	50,000,000.00	49,992,666.67	0.00	49,992,666.67	
57953	Buy	313384XC8	FHDN 0.000 05/21/2024	99.98533	05/20/2024	05/20/2024	50,000,000.00	49,992,666.67	0.00	49,992,666.67	
57954	Buy	313384XC8	FHDN 0.000 05/21/2024	99.98533	05/20/2024	05/20/2024	50,000,000.00	49,992,666.67	0.00	49,992,666.67	
57955	Buy	313384XD6	FHDN 0.000 05/22/2024	99.98531	05/21/2024	05/21/2024	50,000,000.00	49,992,652.78	0.00	49,992,652.78	
57956	Buy	313384XD6	FHDN 0.000 05/22/2024	99.98531	05/21/2024	05/21/2024	50,000,000.00	49,992,652.78	0.00	49,992,652.78	
57957	Buy	313384XD6	FHDN 0.000 05/22/2024	99.98531	05/21/2024	05/21/2024	50,000,000.00	49,992,652.78	0.00	49,992,652.78	
57958	Buy	313384XD6	FHDN 0.000 05/22/2024	99.98531	05/21/2024	05/21/2024	50,000,000.00	49,992,652.78	0.00	49,992,652.78	
57959	Buy	313384XE4	FHDN 0.000 05/23/2024	99.98531	05/22/2024	05/22/2024	50,000,000.00	49,992,652.78	0.00	49,992,652.78	
57960	Buy	313384XE4	FHDN 0.000 05/23/2024	99.98531	05/22/2024	05/22/2024	50,000,000.00	49,992,652.78	0.00	49,992,652.78	
57961	Buy	313384XE4	FHDN 0.000 05/23/2024	99.98531	05/22/2024	05/22/2024	50,000,000.00	49,992,652.78	0.00	49,992,652.78	
57962	Buy	313384XE4	FHDN 0.000 05/23/2024	99.98531	05/22/2024	05/22/2024	50,000,000.00	49,992,652.78	0.00	49,992,652.78	
57963	Buy	313384XF1	FHDN 0.000 05/24/2024	99.98531	05/23/2024	05/23/2024	50,000,000.00	49,992,652.78	0.00	49,992,652.78	
57964	Buy	313384XF1	FHDN 0.000 05/24/2024	99.98531	05/23/2024	05/23/2024	50,000,000.00	49,992,652.78	0.00	49,992,652.78	
57965	Buy	313384XF1	FHDN 0.000 05/24/2024	99.98531	05/23/2024	05/23/2024	50,000,000.00	49,992,652.78	0.00	49,992,652.78	
57966	Buy	313384XF1	FHDN 0.000 05/24/2024	99.98531	05/23/2024	05/23/2024	50,000,000.00	49,992,652.78	0.00	49,992,652.78	
57970	Buy	313384XK0	FHDN 0.000 05/28/2024	99.94122	05/24/2024	05/24/2024	50,000,000.00	49,970,611.11	0.00	49,970,611.11	
57971	Buy	313384XK0	FHDN 0.000 05/28/2024	99.94122	05/24/2024	05/24/2024	50,000,000.00	49,970,611.11	0.00	49,970,611.11	
57972	Buy	313384XK0	FHDN 0.000 05/28/2024	99.94122	05/24/2024	05/24/2024	50,000,000.00	49,970,611.11	0.00	49,970,611.11	
57973	Buy	313384XK0	FHDN 0.000 05/28/2024	99.94122	05/24/2024	05/24/2024	50,000,000.00	49,970,611.11	0.00	49,970,611.11	
57974	Buy	313384XK0	FHDN 0.000 05/28/2024	99.94122	05/24/2024	05/24/2024	50,000,000.00	49,970,611.11	0.00	49,970,611.11	
57975	Buy	313384XK0	FHDN 0.000 05/28/2024	99.94122	05/24/2024	05/24/2024	50,000,000.00	49,970,611.11	0.00	49,970,611.11	
57982	Buy	313384XL8	FHDN 0.000 05/29/2024	99.98533	05/28/2024	05/28/2024	50,000,000.00	49,992,666.67	0.00	49,992,666.67	
57983	Buy	313384XL8	FHDN 0.000 05/29/2024	99.98533	05/28/2024	05/28/2024	50,000,000.00	49,992,666.67	0.00	49,992,666.67	
57984	Buy	313384XL8	FHDN 0.000 05/29/2024	99.98533	05/28/2024	05/28/2024	50,000,000.00	49,992,666.67	0.00	49,992,666.67	
57985	Buy	313384XL8	FHDN 0.000 05/29/2024	99.98533	05/28/2024	05/28/2024	50,000,000.00	49,992,666.67	0.00	49,992,666.67	
57986	Buy	313384XL8	FHDN 0.000 05/29/2024	99.98533	05/28/2024	05/28/2024	50,000,000.00	49,992,666.67	0.00	49,992,666.67	
Activity Total								2,359,704,000.00	2,353,196,706.97	1,084,716.49	2,354,281,423.46

Investment Transactions Pooled Fund

Accounting ID	Transaction Type	Cusip	Description	Price	Settlement Date	Posted Date	Par Value	Principal	Accrued Interest	Total
57716	Maturity	89233GE36	TOYCC 0.000 05/03/2024	100.00000	05/03/2024	05/03/2024	60,000,000.00	60,000,000.00	0.00	60,000,000.00
57867	Maturity	62479LE68	MUFGBK 0.000 05/06/2024	100.00000	05/06/2024	05/06/2024	51,000,000.00	51,000,000.00	0.00	51,000,000.00
57718	Maturity	89233GE69	TOYCC 0.000 05/06/2024	100.00000	05/06/2024	05/06/2024	50,000,000.00	50,000,000.00	0.00	50,000,000.00
57817	Maturity	59515ME84	MSFT 0.000 05/08/2024	100.00000	05/08/2024	05/08/2024	50,000,000.00	50,000,000.00	0.00	50,000,000.00
57818	Maturity	59515ME84	MSFT 0.000 05/08/2024	100.00000	05/08/2024	05/08/2024	50,000,000.00	50,000,000.00	0.00	50,000,000.00
57926	Maturity	912797JW8	B 0.000 05/14/2024	100.00000	05/14/2024	05/14/2024	31,000,000.00	31,000,000.00	0.00	31,000,000.00
47079	Maturity	91282CCC3	T 0.250 05/15/2024	100.00000	05/15/2024	05/15/2024	50,000,000.00	50,000,000.00	0.00	50,000,000.00
57940	Maturity	313384WX3	FHDN 0.000 05/16/2024	100.00000	05/16/2024	05/16/2024	50,000,000.00	50,000,000.00	0.00	50,000,000.00
57941	Maturity	313384WX3	FHDN 0.000 05/16/2024	100.00000	05/16/2024	05/16/2024	50,000,000.00	50,000,000.00	0.00	50,000,000.00
47367	Maturity	3133ENWP1	FFCB 2.625 05/16/2024	100.00000	05/16/2024	05/16/2024	45,000,000.00	45,000,000.00	0.00	45,000,000.00
47368	Maturity	3133ENWP1	FFCB 2.625 05/16/2024	100.00000	05/16/2024	05/16/2024	50,000,000.00	50,000,000.00	0.00	50,000,000.00
57942	Maturity	313384WY1	FHDN 0.000 05/17/2024	100.00000	05/17/2024	05/17/2024	50,000,000.00	50,000,000.00	0.00	50,000,000.00
57943	Maturity	313384WY1	FHDN 0.000 05/17/2024	100.00000	05/17/2024	05/17/2024	50,000,000.00	50,000,000.00	0.00	50,000,000.00
57944	Maturity	313384WY1	FHDN 0.000 05/17/2024	100.00000	05/17/2024	05/17/2024	50,000,000.00	50,000,000.00	0.00	50,000,000.00
57945	Maturity	313384WY1	FHDN 0.000 05/17/2024	100.00000	05/17/2024	05/17/2024	50,000,000.00	50,000,000.00	0.00	50,000,000.00
57946	Maturity	313384XB0	FHDN 0.000 05/20/2024	100.00000	05/20/2024	05/20/2024	50,000,000.00	50,000,000.00	0.00	50,000,000.00
57947	Maturity	313384XB0	FHDN 0.000 05/20/2024	100.00000	05/20/2024	05/20/2024	50,000,000.00	50,000,000.00	0.00	50,000,000.00
57948	Maturity	313384XB0	FHDN 0.000 05/20/2024	100.00000	05/20/2024	05/20/2024	50,000,000.00	50,000,000.00	0.00	50,000,000.00
57949	Maturity	313384XB0	FHDN 0.000 05/20/2024	100.00000	05/20/2024	05/20/2024	50,000,000.00	50,000,000.00	0.00	50,000,000.00
57832	Maturity	89233GEL6	TOYCC 0.000 05/20/2024	100.00000	05/20/2024	05/20/2024	80,000,000.00	80,000,000.00	0.00	80,000,000.00
57950	Maturity	313384XC8	FHDN 0.000 05/21/2024	100.00000	05/21/2024	05/21/2024	50,000,000.00	50,000,000.00	0.00	50,000,000.00
57952	Maturity	313384XC8	FHDN 0.000 05/21/2024	100.00000	05/21/2024	05/21/2024	50,000,000.00	50,000,000.00	0.00	50,000,000.00
57953	Maturity	313384XC8	FHDN 0.000 05/21/2024	100.00000	05/21/2024	05/21/2024	50,000,000.00	50,000,000.00	0.00	50,000,000.00
57954	Maturity	313384XC8	FHDN 0.000 05/21/2024	100.00000	05/21/2024	05/21/2024	50,000,000.00	50,000,000.00	0.00	50,000,000.00
57955	Maturity	313384XD6	FHDN 0.000 05/22/2024	100.00000	05/22/2024	05/22/2024	50,000,000.00	50,000,000.00	0.00	50,000,000.00
57956	Maturity	313384XD6	FHDN 0.000 05/22/2024	100.00000	05/22/2024	05/22/2024	50,000,000.00	50,000,000.00	0.00	50,000,000.00
57957	Maturity	313384XD6	FHDN 0.000 05/22/2024	100.00000	05/22/2024	05/22/2024	50,000,000.00	50,000,000.00	0.00	50,000,000.00
57958	Maturity	313384XD6	FHDN 0.000 05/22/2024	100.00000	05/22/2024	05/22/2024	50,000,000.00	50,000,000.00	0.00	50,000,000.00
57959	Maturity	313384XE4	FHDN 0.000 05/23/2024	100.00000	05/23/2024	05/23/2024	50,000,000.00	50,000,000.00	0.00	50,000,000.00
57960	Maturity	313384XE4	FHDN 0.000 05/23/2024	100.00000	05/23/2024	05/23/2024	50,000,000.00	50,000,000.00	0.00	50,000,000.00
57961	Maturity	313384XE4	FHDN 0.000 05/23/2024	100.00000	05/23/2024	05/23/2024	50,000,000.00	50,000,000.00	0.00	50,000,000.00
57962	Maturity	313384XE4	FHDN 0.000 05/23/2024	100.00000	05/23/2024	05/23/2024	50,000,000.00	50,000,000.00	0.00	50,000,000.00
57963	Maturity	313384XF1	FHDN 0.000 05/24/2024	100.00000	05/24/2024	05/24/2024	50,000,000.00	50,000,000.00	0.00	50,000,000.00
57964	Maturity	313384XF1	FHDN 0.000 05/24/2024	100.00000	05/24/2024	05/24/2024	50,000,000.00	50,000,000.00	0.00	50,000,000.00
57965	Maturity	313384XF1	FHDN 0.000 05/24/2024	100.00000	05/24/2024	05/24/2024	50,000,000.00	50,000,000.00	0.00	50,000,000.00
57966	Maturity	313384XF1	FHDN 0.000 05/24/2024	100.00000	05/24/2024	05/24/2024	50,000,000.00	50,000,000.00	0.00	50,000,000.00
57851	Maturity	62479LEQ4	MUFGBK 0.000 05/24/2024	100.00000	05/24/2024	05/24/2024	40,000,000.00	40,000,000.00	0.00	40,000,000.00
57970	Maturity	313384XK0	FHDN 0.000 05/28/2024	100.00000	05/28/2024	05/28/2024	50,000,000.00	50,000,000.00	0.00	50,000,000.00
57971	Maturity	313384XK0	FHDN 0.000 05/28/2024	100.00000	05/28/2024	05/28/2024	50,000,000.00	50,000,000.00	0.00	50,000,000.00
57972	Maturity	313384XK0	FHDN 0.000 05/28/2024	100.00000	05/28/2024	05/28/2024	50,000,000.00	50,000,000.00	0.00	50,000,000.00
57973	Maturity	313384XK0	FHDN 0.000 05/28/2024	100.00000	05/28/2024	05/28/2024	50,000,000.00	50,000,000.00	0.00	50,000,000.00
57974	Maturity	313384XK0	FHDN 0.000 05/28/2024	100.00000	05/28/2024	05/28/2024	50,000,000.00	50,000,000.00	0.00	50,000,000.00
57975	Maturity	313384XK0	FHDN 0.000 05/28/2024	100.00000	05/28/2024	05/28/2024	50,000,000.00	50,000,000.00	0.00	50,000,000.00
57982	Maturity	313384XL8	FHDN 0.000 05/29/2024	100.00000	05/29/2024	05/29/2024	50,000,000.00	50,000,000.00	0.00	50,000,000.00
57983	Maturity	313384XL8	FHDN 0.000 05/29/2024	100.00000	05/29/2024	05/29/2024	50,000,000.00	50,000,000.00	0.00	50,000,000.00
57984	Maturity	313384XL8	FHDN 0.000 05/29/2024	100.00000	05/29/2024	05/29/2024	50,000,000.00	50,000,000.00	0.00	50,000,000.00
57985	Maturity	313384XL8	FHDN 0.000 05/29/2024	100.00000	05/29/2024	05/29/2024	50,000,000.00	50,000,000.00	0.00	50,000,000.00
57986	Maturity	313384XL8	FHDN 0.000 05/29/2024	100.00000	05/29/2024	05/29/2024	50,000,000.00	50,000,000.00	0.00	50,000,000.00
47080	Maturity	912828XT2	T 2.000 05/31/2024	100.00000	05/31/2024	05/31/2024	50,000,000.00	50,000,000.00	0.00	50,000,000.00
			Activity Total				2,457,000,000.00	2,457,000,000.00	0.00	2,457,000,000.00

Interest Received Pooled Fund

For month ended May 31, 2024							
Accounting ID	Transaction Type	Cusip	Description	Date Posted	Interest Received	Purchased Interest Adjustment	Net Interest
57651	Interest Income	3134GYRY0	FHLMC 5.290 11/02/2026	05/02/2024	661,250.00		661,250.00
57652	Interest Income	3134GYRY0	FHLMC 5.290 11/02/2026	05/02/2024	661,250.00		661,250.00
57653	Interest Income	3134GYRY0	FHLMC 5.290 11/02/2026	05/02/2024	661,250.00		661,250.00
57654	Interest Income	3134GYRY0	FHLMC 5.290 11/02/2026	05/02/2024	661,250.00		661,250.00
57800	Interest Income	3133EPC45	FFCB 4.625 11/13/2028	05/13/2024	277,500.00		277,500.00
57801	Interest Income	3133EPC45	FFCB 4.625 11/13/2028	05/13/2024	462,500.00		462,500.00
57802	Interest Income	3133EPC45	FFCB 4.625 11/13/2028	05/13/2024	1,271,875.00		1,271,875.00
57798	Interest Income	3133EPC60	FFCB 4.625 11/15/2027	05/15/2024	646,343.75		646,343.75
57799	Interest Income	3133EPC60	FFCB 4.625 11/15/2027	05/15/2024	770,062.50		770,062.50
46961	Interest Income	912828G38	T 2.250 11/15/2024	05/15/2024	562,500.00		562,500.00
57904	Interest Income	9128284N7	T 2.875 05/15/2028	05/15/2024	934,375.00	749,553.57	184,821.43
46969	Interest Income	912828G38	T 2.250 11/15/2024	05/15/2024	562,500.00		562,500.00
47079	Interest Income	91282CCC3	T 0.250 05/15/2024	05/15/2024	62,500.00		62,500.00
47103	Interest Income	912828R36	T 1.625 05/15/2026	05/15/2024	406,250.00		406,250.00
47147	Interest Income	912828R36	T 1.625 05/15/2026	05/15/2024	406,250.00		406,250.00
47149	Interest Income	912828XB1	T 2.125 05/15/2025	05/15/2024	531,250.00		531,250.00
47222	Interest Income	3130AQ7L1	FHLB 1.605 11/16/2026	05/16/2024	200,625.00		200,625.00
47223	Interest Income	3130AQ7L1	FHLB 1.605 11/16/2026	05/16/2024	200,625.00		200,625.00
47224	Interest Income	3130AQ7L1	FHLB 1.605 11/16/2026	05/16/2024	200,625.00		200,625.00
47225	Interest Income	3130AQ7L1	FHLB 1.605 11/16/2026	05/16/2024	200,625.00		200,625.00
47367	Interest Income	3133ENWP1	FFCB 2.625 05/16/2024	05/16/2024	590,625.00		590,625.00
47368	Interest Income	3133ENWP1	FFCB 2.625 05/16/2024	05/16/2024	656,250.00		656,250.00
57803	Interest Income	3130AXU63	FHLB 4.625 11/17/2026	05/17/2024	1,156,250.00		1,156,250.00
47202	Interest Income	3133ENEG1	FFCB 1.050 11/17/2025	05/17/2024	288,750.00		288,750.00
47203	Interest Income	3133ENEG1	FFCB 1.050 11/17/2025	05/17/2024	208,293.75		208,293.75
57509	Interest Income	3133EN2L3	FFCB 4.125 05/17/2027	05/17/2024	433,125.00		433,125.00
57510	Interest Income	3133EN2L3	FFCB 4.125 05/17/2027	05/17/2024	103,125.00		103,125.00
57511	Interest Income	3133EN2L3	FFCB 4.125 05/17/2027	05/17/2024	95,906.25		95,906.25
57512	Interest Income	3133EN2L3	FFCB 4.125 05/17/2027	05/17/2024	515,625.00		515,625.00
57820	Interest Income	3133EPP66	FFCB 4.000 05/20/2027	05/20/2024	516,666.67		516,666.67
57821	Interest Income	3133EPP66	FFCB 4.000 05/20/2027	05/20/2024	980,833.33		980,833.33
47207	Interest Income	3133ENEJ5	FFCB 0.875 11/18/2024	05/20/2024	218,750.00		218,750.00
47208	Interest Income	3133ENEJ5	FFCB 0.875 11/18/2024	05/20/2024	43,750.00		43,750.00
47209	Interest Income	3133ENEJ5	FFCB 0.875 11/18/2024	05/20/2024	43,750.00		43,750.00
47210	Interest Income	3130APPR0	FHLB 1.430 10/19/2026	05/20/2024	178,750.00		178,750.00
47211	Interest Income	3130APPR0	FHLB 1.430 10/19/2026	05/20/2024	178,750.00		178,750.00
47212	Interest Income	3130APPR0	FHLB 1.430 10/19/2026	05/20/2024	178,750.00		178,750.00
47213	Interest Income	3130APPR0	FHLB 1.430 10/19/2026	05/20/2024	178,750.00		178,750.00
57518	Interest Income	3133ENZ94	FFCB 4.500 11/18/2024	05/20/2024	562,500.00		562,500.00
47376	Interest Income	3133ENXE5	FFCB 2.850 05/23/2025	05/23/2024	85,500.00		85,500.00
47377	Interest Income	3133ENXE5	FFCB 2.850 05/23/2025	05/23/2024	285,000.00		285,000.00
47080	Interest Income	912828XT2	T 2.000 05/31/2024	05/31/2024	500,000.00		500,000.00
47226	Interest Income	91282CDK4	T 1.250 11/30/2026	05/31/2024	312,500.00		312,500.00
47237	Interest Income	91282CDK4	T 1.250 11/30/2026	05/31/2024	312,500.00		312,500.00
47333	Interest Income	91282CDK4	T 1.250 11/30/2026	05/31/2024	312,500.00		312,500.00
			Activity Total		19,278,606.25	749,553.57	18,529,052.68

Money Market Fund Activity Pooled Fund

For month ended May 31, 2024				
Accounting ID	Description	Activity Date	Transaction Type	Transaction Amount
001	BlackRock Liquidity Funds T-Fund	05/01/2024	Interest Received	56,424.63
	Activity Total			56,424.63
002	Fidelity Govt Portfolio	05/31/2024	Interest Received	3,400,367.58
	Activity Total			3,400,367.58
003	Federated Hermes Govt Obligations	05/01/2024	Withdrawal	(47,000,000.00)
003	Federated Hermes Govt Obligations	05/02/2024	Deposit	10,000,000.00
003	Federated Hermes Govt Obligations	05/03/2024	Deposit	60,000,000.00
003	Federated Hermes Govt Obligations	05/06/2024	Deposit	55,000,000.00
003	Federated Hermes Govt Obligations	05/09/2024	Deposit	10,000,000.00
003	Federated Hermes Govt Obligations	05/29/2024	Deposit	100,000,000.00
003	Federated Hermes Govt Obligations	05/31/2024	Interest Received	2,425,170.72
	Activity Total			190,425,170.72
004	Dreyfus Government Cash Management	05/31/2024	Interest Received	55,484.42
	Activity Total			55,484.42
005	State Street Institutional U.S. Govt MMF	05/02/2024	Deposit	100,000,000.00
005	State Street Institutional U.S. Govt MMF	05/06/2024	Deposit	105,000,000.00
005	State Street Institutional U.S. Govt MMF	05/07/2024	Withdrawal	(45,000,000.00)
005	State Street Institutional U.S. Govt MMF	05/08/2024	Withdrawal	(127,000,000.00)
005	State Street Institutional U.S. Govt MMF	05/10/2024	Withdrawal	(80,000,000.00)
005	State Street Institutional U.S. Govt MMF	05/13/2024	Withdrawal	(56,000,000.00)
005	State Street Institutional U.S. Govt MMF	05/14/2024	Withdrawal	(43,000,000.00)
005	State Street Institutional U.S. Govt MMF	05/15/2024	Withdrawal	(35,000,000.00)
005	State Street Institutional U.S. Govt MMF	05/16/2024	Withdrawal	(5,000,000.00)
005	State Street Institutional U.S. Govt MMF	05/17/2024	Withdrawal	(20,000,000.00)
005	State Street Institutional U.S. Govt MMF	05/20/2024	Withdrawal	(80,000,000.00)
005	State Street Institutional U.S. Govt MMF	05/21/2024	Withdrawal	(100,000,000.00)
005	State Street Institutional U.S. Govt MMF	05/22/2024	Deposit	94,000,000.00
005	State Street Institutional U.S. Govt MMF	05/23/2024	Deposit	55,000,000.00
005	State Street Institutional U.S. Govt MMF	05/24/2024	Withdrawal	(3,000,000.00)
005	State Street Institutional U.S. Govt MMF	05/28/2024	Withdrawal	(28,000,000.00)
005	State Street Institutional U.S. Govt MMF	05/29/2024	Deposit	160,000,000.00
005	State Street Institutional U.S. Govt MMF	05/30/2024	Withdrawal	(30,000,000.00)
005	State Street Institutional U.S. Govt MMF	05/31/2024	Interest Received	1,560,542.66
	Activity Total			(136,439,457.34)
006	Morgan Stanley Institutional Liquidity	05/02/2024	Deposit	105,000,000.00
006	Morgan Stanley Institutional Liquidity	05/21/2024	Withdrawal	(70,000,000.00)
006	Morgan Stanley Institutional Liquidity	05/31/2024	Interest Received	450,796.84
	Activity Total			35,450,796.84