



Treasurer & Tax Collector
CITY AND COUNTY OF SAN FRANCISCO

José Cisneros
TREASURER

Investment Report for the month of February 2025

March 15, 2025

The Honorable Daniel L. Lurie
Mayor of San Francisco
City Hall, Room 200
1 Dr. Carlton B. Goodlett Place
San Francisco, CA 94102-4638

The Honorable Board of Supervisors
City and County of San Francisco
City Hall, Room 244
1 Dr. Carlton B. Goodlett Place
San Francisco, CA 94102-4638

Colleagues,

In accordance with the provisions of California State Government Code, Section 53646, we forward this report detailing the City's pooled fund portfolio as of February 28, 2025. These investments provide sufficient liquidity to meet expenditure requirements for the next six months and are in compliance with our statement of investment policy and California Code.

This correspondence and its attachments show the investment activity for the month of February 2025 for the portfolios under the Treasurer's management. All pricing and valuation data is obtained from Interactive Data Corporation.

CCSF Pooled Fund Investment Earnings Statistics *

<i>(in \$ million)</i>	Current Month		Prior Month	
	Fiscal YTD	February 2025	Fiscal YTD	January 2025
Average Daily Balance	\$ 16,292	\$ 17,266	\$ 16,165	\$ 16,657
Net Earnings	394.77	50.27	344.50	50.80
Earned Income Return	3.64%	3.80%	3.62%	3.59%

CCSF Pooled Fund Statistics *

<i>(in \$ million)</i>	% of Portfolio	Book Value	Market Value	Wtd. Avg. Coupon	Wtd. Avg. YTM	WAM
U.S. Treasuries	22.08%	\$ 3,932.7	\$ 3,877.2	2.06%	2.36%	693
Federal Agencies	38.29%	6,758.1	6,722.9	3.66%	3.75%	773
Public Time Deposits	0.34%	60.0	60.0	4.39%	4.39%	76
Negotiable CDs	13.46%	2,363.0	2,363.6	4.57%	4.57%	151
Commercial Paper	9.12%	1,602.3	1,602.2	0.00%	4.64%	78
Medium Term Notes	0.93%	163.9	163.8	3.95%	4.23%	629
Money Market Funds	13.56%	2,381.3	2,381.3	4.29%	4.29%	1
Supranationals	1.63%	286.9	285.5	2.82%	3.12%	574
Secured Bank Deposit	0.59%	103.4	103.4	4.35%	4.35%	1
Totals	100.0%	\$ 17,651.6	\$ 17,560.0	3.18%	3.71%	493

In the remainder of this report, we provide additional information and analytics at the security-level and portfolio-level, as recommended by the California Debt and Investment Advisory Commission.

Respectfully,

José Cisneros
Treasurer

cc: Treasury Oversight Committee: Aimee Brown, Kevin Kone, Brenda Kwee McNulty
Greg Wagner - Controller, Office of the Controller
Mark de la Rosa - Director of Audits, Office of the Controller
Mayor's Office of Public Policy and Finance
San Francisco County Transportation Authority
San Francisco Public Library
San Francisco Health Service System

Portfolio Summary

Pooled Fund

As of February 28, 2025

<i>(in \$ million)</i>							
Security Type	Par Value	Book Value	Market Value	Market/Book Price	Current % Allocation	Max. Policy Allocation	Compliant?
U.S. Treasuries	\$ 3,947.0	\$ 3,932.7	\$ 3,877.2	98.59	22.28%	100%	Yes
Federal Agencies	6,762.7	6,758.1	6,722.9	99.48	38.29%	100%	Yes
State & Local Government							
Agency Obligations	-	-	-	-	0.00%	20%	Yes
Public Time Deposits	60.0	60.0	60.0	100.00	0.34%	100%	Yes
Negotiable CDs	2,363.0	2,363.0	2,363.6	100.03	13.39%	30%	Yes
Bankers Acceptances	-	-	-	-	0.00%	40%	Yes
Commercial Paper	1,618.0	1,602.3	1,602.2	99.99	9.08%	25%	Yes
Medium Term Notes	164.6	163.9	163.8	99.91	0.93%	30%	Yes
Repurchase Agreements	-	-	-	-	0.00%	10%	Yes
Reverse Repurchase/ Securities Lending Agreements	-	-	-	-	0.00%	\$75mm	Yes
Money Market Funds - Government	2,381.3	2,381.3	2,381.3	100.00	13.49%	20%	Yes
LAIF	-	-	-	-	0.00%	\$50mm	Yes
Supranationals	287.7	286.9	285.5	99.52	1.63%	30%	Yes
Secured Bank Deposit	103.4	103.4	103.4	100.00	0.59%	N/A	Yes
TOTAL	\$ 17,687.8	\$ 17,651.6	\$ 17,560.0	99.48	100.00%	-	Yes

The City and County of San Francisco uses the following methodology to determine compliance: Compliance is pre-trade and calculated on a book value basis of the overall portfolio value. Cash balances are included in the City's compliance calculations.

Please note the information in this report does not include cash balances. Due to fluctuations in the market value of the securities held in the Pooled Fund and changes in the City's cash position, the allocation limits may be exceeded on a post-trade compliance basis. In these instances, no compliance violation has occurred, as the policy limits were not exceeded prior to trade execution. The full Investment Policy can be found at <https://sftreasurer.org/banking-investments/investments>

Totals may not add due to rounding.

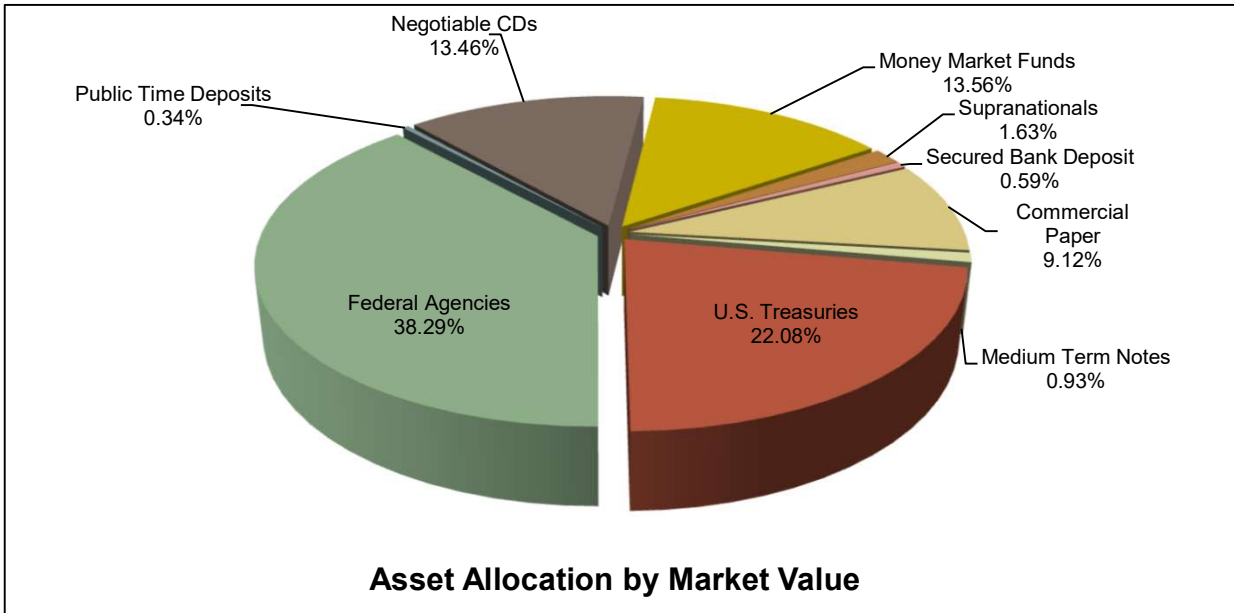
City and County of San Francisco

Pooled Fund Portfolio Statistics

For the month ended February 28, 2025

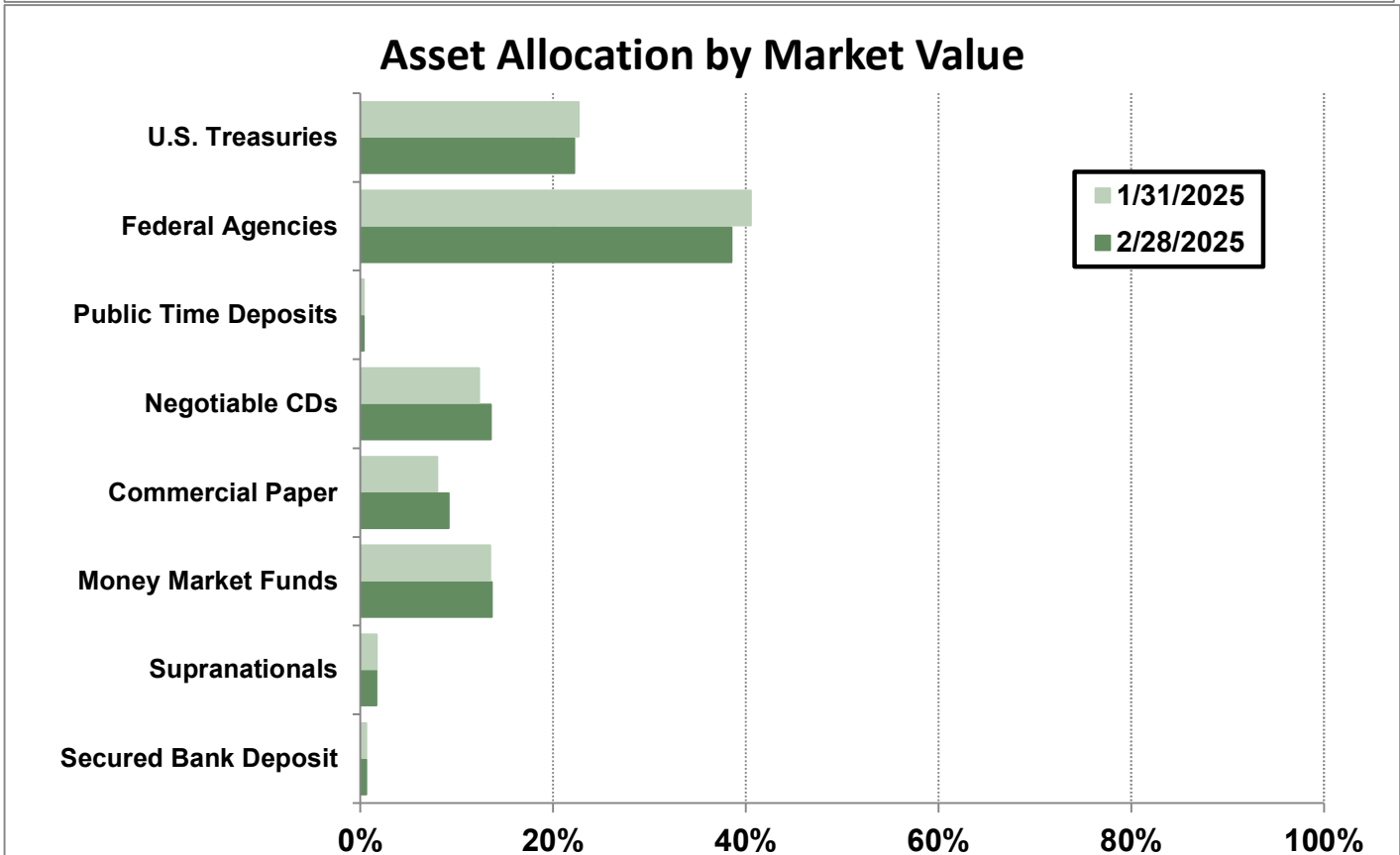
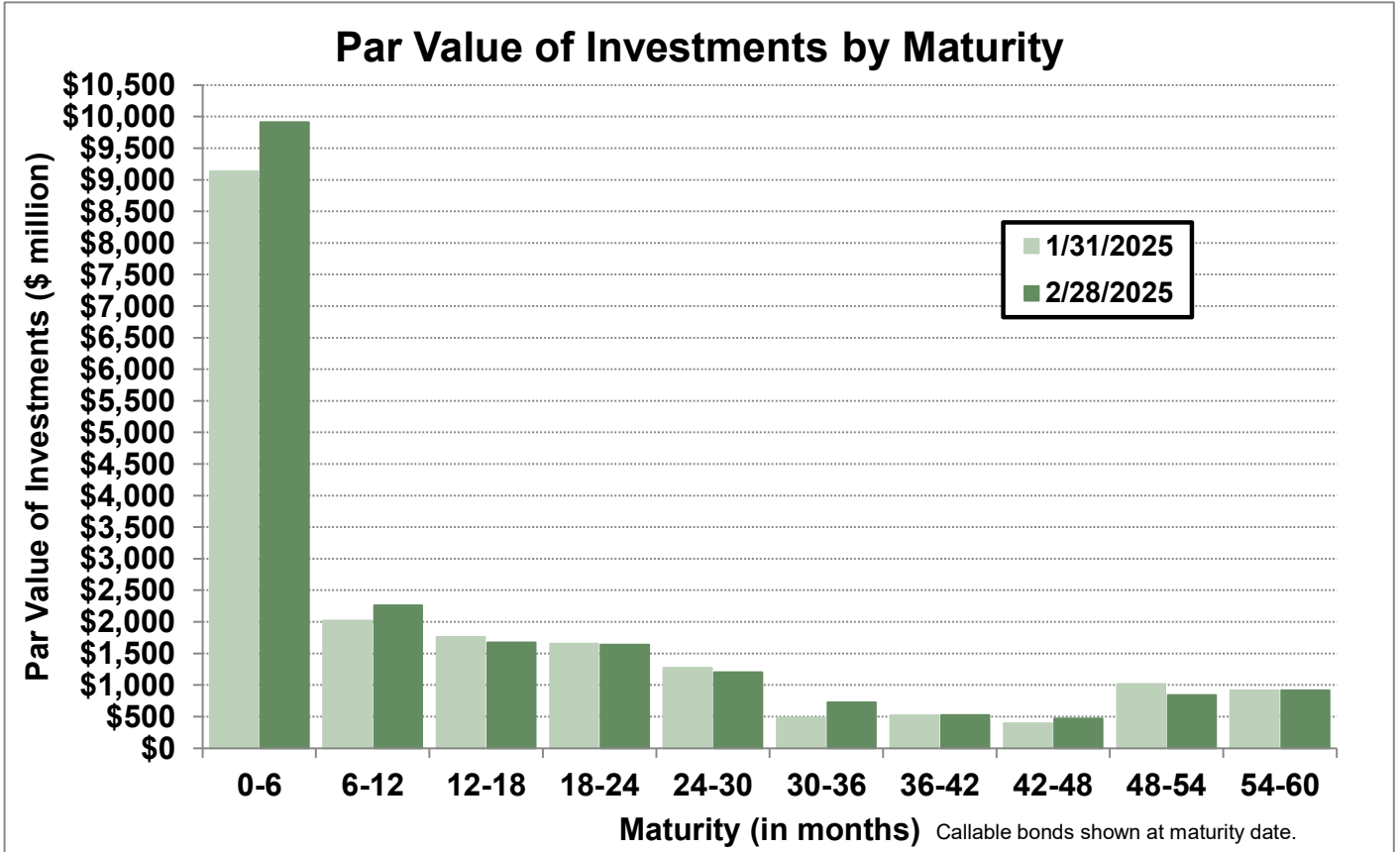
Average Daily Balance	\$17,266,179,447
Net Earnings	\$50,271,275
Earned Income Return	3.80%
Weighted Average Maturity	493 days

Investment Type	(\$ million)	Par Value	Book Value	Market Value
U.S. Treasuries		\$ 3,947.0	\$ 3,932.7	\$ 3,877.2
Federal Agencies		6,762.7	6,758.1	6,722.9
Public Time Deposits		60.0	60.0	60.0
Negotiable CDs		2,363.0	2,363.0	2,363.6
Commercial Paper		1,618.0	1,602.3	1,602.2
Medium Term Notes		164.6	163.9	163.8
Money Market Funds		2,381.3	2,381.3	2,381.3
Supranationals		287.7	286.9	285.5
Secured Bank Deposit		103.4	103.4	103.4
Total		\$ 17,687.8	\$ 17,651.6	\$ 17,560.0

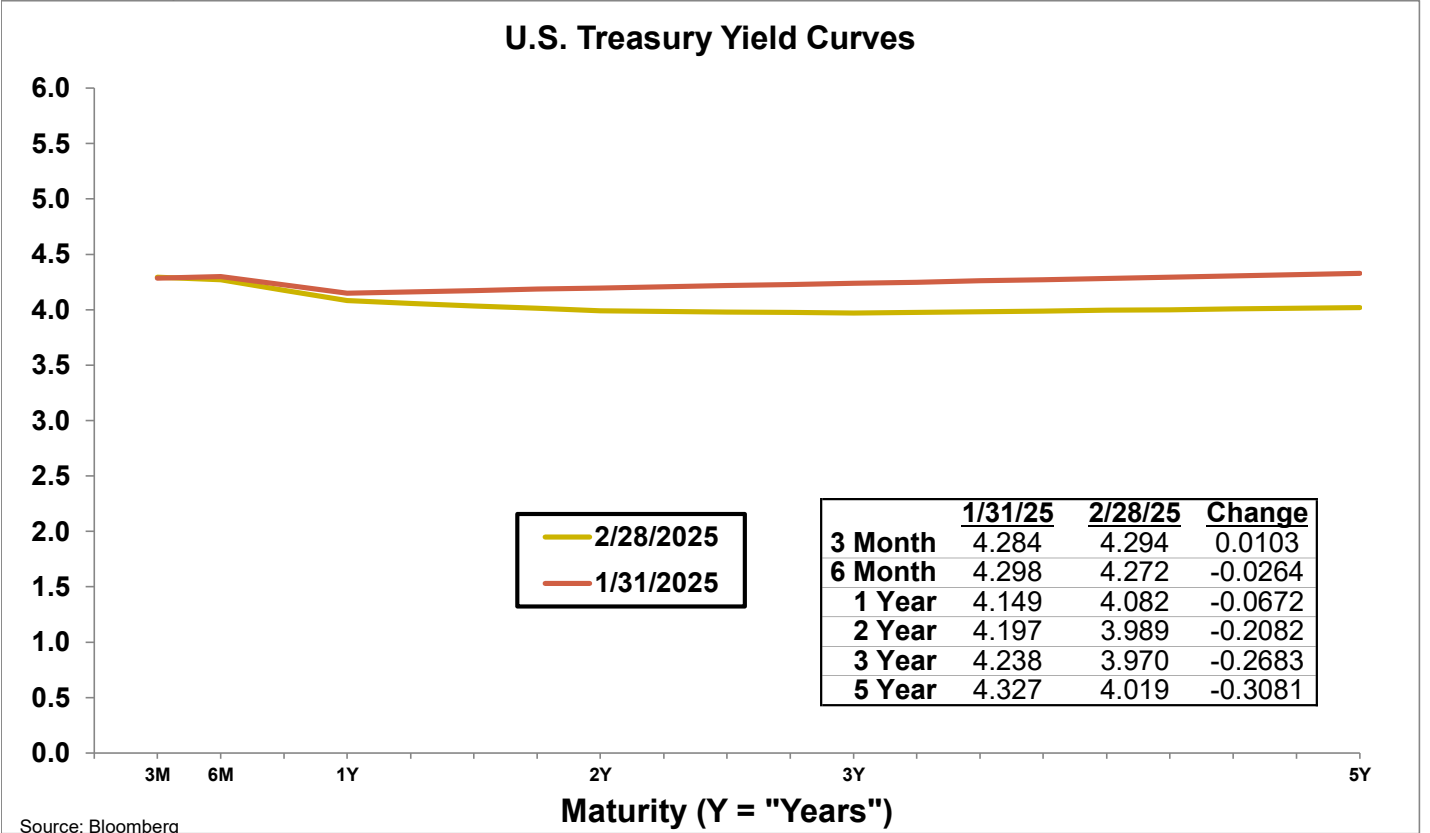
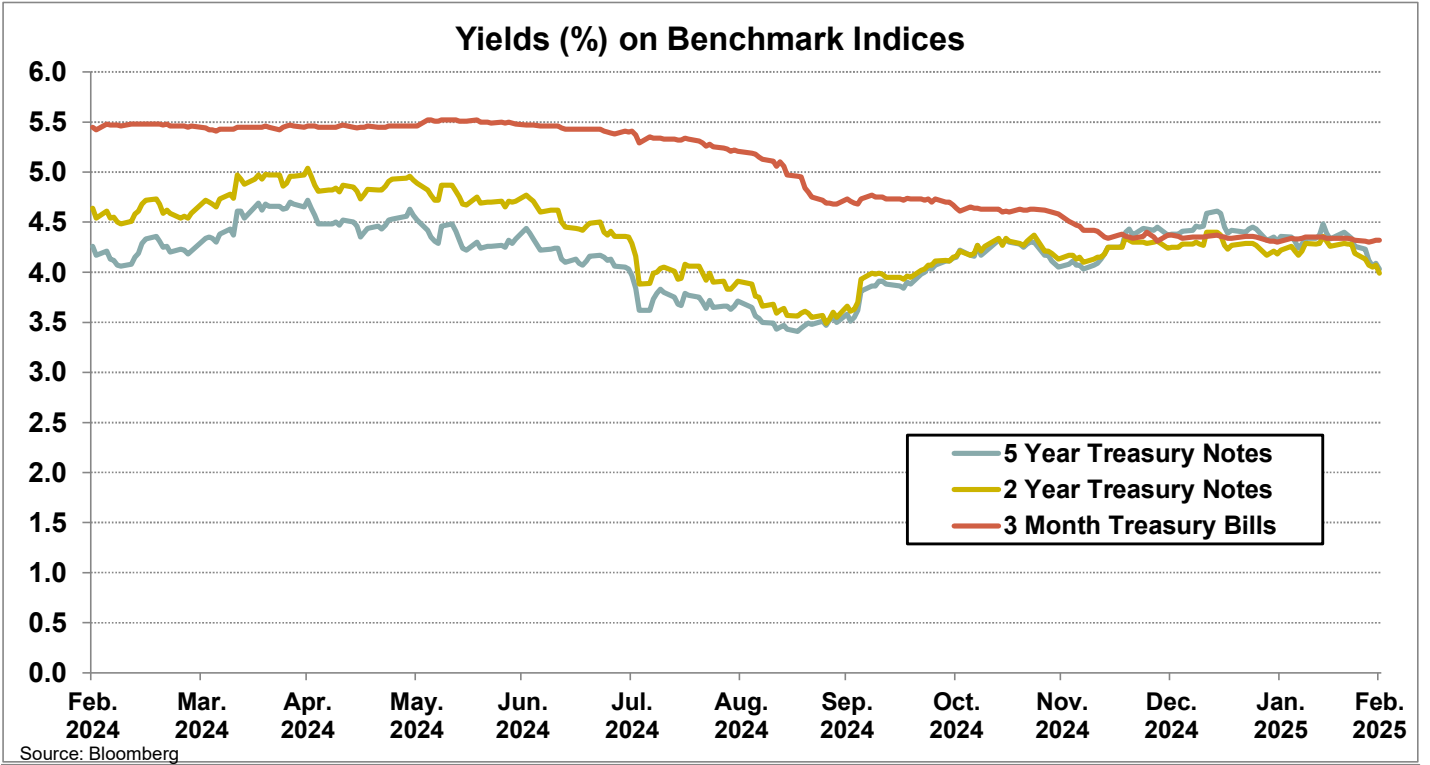


Portfolio Analysis

Pooled Fund



Yield Curves



Investment Inventory

Pooled Fund

As of February 28, 2025

Type of Investment	CUSIP	Issuer Name	Maturity		Coupon	Par Value	Original Cost	Amortized	
			Settle Date	Date				Book Value	Market Value
U.S. Treasuries	912828ZF0	U.S. Treasury Note	4/15/2021	3/31/2025	0.50	\$ 50,000,000	\$ 49,779,297	\$ 49,995,421	\$ 49,861,330
U.S. Treasuries	912828ZF0	U.S. Treasury Note	4/19/2021	3/31/2025	0.50	50,000,000	49,839,844	49,996,668	49,861,330
U.S. Treasuries	912828ZL7	U.S. Treasury Note	5/18/2021	4/30/2025	0.38	50,000,000	49,615,234	49,984,001	49,675,780
U.S. Treasuries	912828XB1	U.S. Treasury Note	9/2/2021	5/15/2025	2.13	50,000,000	52,849,609	50,158,194	49,769,530
U.S. Treasuries	912797PL5	U.S. Treasury Bill	2/7/2025	6/3/2025	0.00	50,000,000	49,321,561	49,450,231	49,460,090
U.S. Treasuries	912797PR2	U.S. Treasury Bill	2/11/2025	6/10/2025	0.00	50,000,000	49,305,007	49,410,132	49,421,885
U.S. Treasuries	912828ZW3	U.S. Treasury Note	3/8/2021	6/30/2025	0.25	50,000,000	49,140,625	49,933,978	49,353,515
U.S. Treasuries	912828ZW3	U.S. Treasury Note	3/9/2021	6/30/2025	0.25	50,000,000	49,042,969	49,926,429	49,353,515
U.S. Treasuries	912828ZW3	U.S. Treasury Note	5/12/2021	6/30/2025	0.25	50,000,000	49,281,250	49,942,405	49,353,515
U.S. Treasuries	912828ZW3	U.S. Treasury Note	5/13/2021	6/30/2025	0.25	50,000,000	49,183,594	49,934,536	49,353,515
U.S. Treasuries	912828ZW3	U.S. Treasury Note	5/18/2021	6/30/2025	0.25	50,000,000	49,253,906	49,939,975	49,353,515
U.S. Treasuries	912828ZW3	U.S. Treasury Note	7/12/2021	6/30/2025	0.25	50,000,000	49,310,547	49,942,427	49,353,515
U.S. Treasuries	912828ZW3	U.S. Treasury Note	8/5/2021	6/30/2025	0.25	50,000,000	49,500,000	49,957,544	49,353,515
U.S. Treasuries	912828ZW3	U.S. Treasury Note	8/6/2021	6/30/2025	0.25	50,000,000	49,406,250	49,949,548	49,353,515
U.S. Treasuries	912828ZW3	U.S. Treasury Note	12/7/2021	6/30/2025	0.25	50,000,000	48,628,906	49,872,481	49,353,515
U.S. Treasuries	91282CHL8	U.S. Treasury Note	2/6/2024	6/30/2025	4.63	50,000,000	49,976,563	49,994,439	50,052,735
U.S. Treasuries	91282CAB7	U.S. Treasury Note	8/5/2021	7/31/2025	0.25	50,000,000	49,458,984	49,943,520	49,181,640
U.S. Treasuries	91282CAB7	U.S. Treasury Note	8/6/2021	7/31/2025	0.25	50,000,000	49,363,281	49,933,484	49,181,640
U.S. Treasuries	91282CFK2	U.S. Treasury Note	10/7/2022	9/15/2025	3.50	50,000,000	48,968,750	49,809,881	49,804,690
U.S. Treasuries	91282CAM3	U.S. Treasury Note	5/12/2021	9/30/2025	0.25	50,000,000	49,109,375	49,881,584	48,875,000
U.S. Treasuries	91282CAM3	U.S. Treasury Note	7/26/2021	9/30/2025	0.25	50,000,000	49,281,250	49,899,742	48,875,000
U.S. Treasuries	91282CAT8	U.S. Treasury Note	2/25/2021	10/31/2025	0.25	50,000,000	49,298,828	49,899,891	48,718,750
U.S. Treasuries	91282CAT8	U.S. Treasury Note	3/2/2021	10/31/2025	0.25	50,000,000	49,078,125	49,867,994	48,718,750
U.S. Treasuries	91282CAT8	U.S. Treasury Note	3/4/2021	10/31/2025	0.25	50,000,000	49,048,828	49,863,639	48,718,750
U.S. Treasuries	91282CBC4	U.S. Treasury Note	2/25/2021	12/31/2025	0.38	50,000,000	49,455,078	49,906,101	48,484,375
U.S. Treasuries	91282CBC4	U.S. Treasury Note	2/26/2021	12/31/2025	0.38	50,000,000	49,271,484	49,874,394	48,484,375
U.S. Treasuries	91282CBW0	U.S. Treasury Note	6/28/2021	4/30/2026	0.75	50,000,000	49,662,109	49,918,730	48,109,375
U.S. Treasuries	91282CBW0	U.S. Treasury Note	7/2/2021	4/30/2026	0.75	50,000,000	49,730,469	49,935,025	48,109,375
U.S. Treasuries	912828R36	U.S. Treasury Note	7/23/2021	5/15/2026	1.63	50,000,000	52,203,125	50,551,722	48,558,595
U.S. Treasuries	912828R36	U.S. Treasury Note	8/27/2021	5/15/2026	1.63	50,000,000	51,890,625	50,483,087	48,558,595
U.S. Treasuries	91282CCJ8	U.S. Treasury Note	7/2/2021	6/30/2026	0.88	50,000,000	49,931,641	49,981,786	47,957,030
U.S. Treasuries	91282CCJ8	U.S. Treasury Note	7/14/2021	6/30/2026	0.88	50,000,000	50,070,313	50,018,859	47,957,030
U.S. Treasuries	91282CCJ8	U.S. Treasury Note	7/22/2021	6/30/2026	0.88	50,000,000	50,345,703	50,093,133	47,957,030
U.S. Treasuries	91282CCJ8	U.S. Treasury Note	7/22/2021	6/30/2026	0.88	50,000,000	50,328,125	50,088,397	47,957,030
U.S. Treasuries	91282CCJ8	U.S. Treasury Note	8/6/2021	6/30/2026	0.88	50,000,000	50,406,250	50,110,362	47,957,030
U.S. Treasuries	91282CCJ8	U.S. Treasury Note	8/10/2021	6/30/2026	0.88	50,000,000	50,240,234	50,065,408	47,957,030
U.S. Treasuries	91282CCJ8	U.S. Treasury Note	9/24/2021	6/30/2026	0.88	50,000,000	49,937,500	49,982,543	47,957,030
U.S. Treasuries	91282CCJ8	U.S. Treasury Note	10/14/2021	6/30/2026	0.88	50,000,000	49,593,750	49,885,211	47,957,030
U.S. Treasuries	91282CCJ8	U.S. Treasury Note	1/4/2022	6/30/2026	0.88	50,000,000	49,027,344	49,711,410	47,957,030
U.S. Treasuries	91282CCW9	U.S. Treasury Note	9/28/2021	8/31/2026	0.75	50,000,000	49,449,219	49,832,131	47,636,720
U.S. Treasuries	91282CCZ2	U.S. Treasury Note	10/8/2021	9/30/2026	0.88	50,000,000	49,689,453	49,901,267	47,609,375
U.S. Treasuries	91282CCZ2	U.S. Treasury Note	10/8/2021	9/30/2026	0.88	50,000,000	49,671,875	49,895,679	47,609,375
U.S. Treasuries	91282CCZ2	U.S. Treasury Note	10/19/2021	9/30/2026	0.88	50,000,000	49,318,359	49,781,966	47,609,375
U.S. Treasuries	91282CDK4	U.S. Treasury Note	12/3/2021	11/30/2026	1.25	50,000,000	50,072,266	50,025,331	47,691,405
U.S. Treasuries	91282CDK4	U.S. Treasury Note	12/7/2021	11/30/2026	1.25	50,000,000	50,117,188	50,041,167	47,691,405
U.S. Treasuries	91282CDK4	U.S. Treasury Note	3/29/2022	11/30/2026	1.25	50,000,000	47,078,125	48,906,223	47,691,405
U.S. Treasuries	91282CDQ1	U.S. Treasury Note	3/29/2022	12/31/2026	1.25	50,000,000	47,107,422	48,884,909	47,587,890
U.S. Treasuries	91282CEF4	U.S. Treasury Note	4/6/2022	3/31/2027	2.50	25,000,000	24,757,813	24,898,867	24,266,603
U.S. Treasuries	91282CKV2	U.S. Treasury Note	6/26/2024	6/15/2027	4.63	50,000,000	50,199,219	50,153,641	50,622,650
U.S. Treasuries	91282CKV2	U.S. Treasury Note	7/9/2024	6/15/2027	4.63	50,000,000	50,292,969	50,228,685	50,622,650

Investment Inventory

Pooled Fund

Type of Investment	CUSIP	Issuer Name	Maturity			Par Value	Original Cost	Amortized	
			Settle Date	Date	Coupon			Book Value	Market Value
U.S. Treasuries	91282CKV2	U.S. Treasury Note	10/8/2024	6/15/2027	4.63	50,000,000	50,906,250	50,773,087	50,622,650
U.S. Treasuries	91282CEW7	U.S. Treasury Note	3/21/2024	6/30/2027	3.25	50,000,000	48,203,125	48,721,454	49,203,125
U.S. Treasuries	91282CEW7	U.S. Treasury Note	4/3/2024	6/30/2027	3.25	50,000,000	48,113,281	48,642,775	49,203,125
U.S. Treasuries	91282CEW7	U.S. Treasury Note	9/26/2024	6/30/2027	3.25	50,000,000	49,683,594	49,732,610	49,203,125
U.S. Treasuries	91282CLL3	U.S. Treasury Note	10/1/2024	9/15/2027	3.38	50,000,000	49,785,156	49,815,222	49,271,485
U.S. Treasuries	91282CLX7	U.S. Treasury Note	2/12/2025	11/15/2027	4.13	61,000,000	60,692,617	60,697,812	61,202,538
U.S. Treasuries	91282CMB4	U.S. Treasury Note	12/16/2024	12/15/2027	4.00	50,000,000	49,718,750	49,738,031	49,944,050
U.S. Treasuries	91282CMB4	U.S. Treasury Note	12/16/2024	12/15/2027	4.00	50,000,000	49,712,891	49,732,574	49,944,050
U.S. Treasuries	9128284N7	U.S. Treasury Note	4/9/2024	5/15/2028	2.88	65,000,000	61,082,227	61,935,396	62,846,875
U.S. Treasuries	91282CHK0	U.S. Treasury Note	1/5/2024	6/30/2028	4.00	50,000,000	49,974,609	49,981,135	49,998,045
U.S. Treasuries	91282CHK0	U.S. Treasury Note	1/18/2024	6/30/2028	4.00	50,000,000	49,927,734	49,945,879	49,998,045
U.S. Treasuries	91282CHK0	U.S. Treasury Note	1/18/2024	6/30/2028	4.00	50,000,000	49,904,297	49,928,326	49,998,045
U.S. Treasuries	91282CHK0	U.S. Treasury Note	2/6/2024	6/30/2028	4.00	50,000,000	49,677,734	49,755,792	49,998,045
U.S. Treasuries	91282CHK0	U.S. Treasury Note	2/27/2024	6/30/2028	4.00	50,000,000	49,298,828	49,461,624	49,998,045
U.S. Treasuries	91282CHK0	U.S. Treasury Note	5/13/2024	6/30/2028	4.00	50,000,000	48,939,453	49,144,675	49,998,045
U.S. Treasuries	91282CHX2	U.S. Treasury Note	12/12/2023	8/31/2028	4.38	50,000,000	50,115,234	50,085,490	50,589,845
U.S. Treasuries	91282CJW2	U.S. Treasury Note	10/8/2024	1/31/2029	4.00	65,000,000	65,266,602	65,242,242	64,946,681
U.S. Treasuries	9128286B1	U.S. Treasury Note	4/11/2024	2/15/2029	2.63	50,000,000	45,710,938	46,495,611	47,472,655
U.S. Treasuries	91282CKD2	U.S. Treasury Note	4/8/2024	2/28/2029	4.25	50,000,000	49,773,438	49,814,896	50,416,015
U.S. Treasuries	91282CKP5	U.S. Treasury Note	10/24/2024	4/30/2029	4.63	50,000,000	51,171,875	51,080,911	51,138,670
U.S. Treasuries	91282CKP5	U.S. Treasury Note	12/20/2024	4/30/2029	4.63	51,000,000	51,448,242	51,428,251	52,161,443
U.S. Treasuries	91282CKT7	U.S. Treasury Note	10/23/2024	5/31/2029	4.50	50,000,000	51,039,063	50,959,325	50,917,970
U.S. Treasuries	91282CLC3	U.S. Treasury Note	10/1/2024	7/31/2029	4.00	50,000,000	51,046,875	50,957,262	49,789,000
U.S. Treasuries	91282CLC3	U.S. Treasury Note	10/24/2024	7/31/2029	4.00	50,000,000	49,888,672	49,896,857	49,789,000
U.S. Treasuries	91282CLC3	U.S. Treasury Note	10/7/2024	7/31/2029	4.00	65,000,000	65,563,672	65,517,180	64,725,700
U.S. Treasuries	91282CFJ5	U.S. Treasury Note	10/1/2024	8/31/2029	3.13	50,000,000	49,041,016	49,121,688	48,142,580
U.S. Treasuries	91282CFJ5	U.S. Treasury Note	10/3/2024	8/31/2029	3.13	65,000,000	63,664,453	63,775,438	62,585,354
U.S. Treasuries	91282CLR0	U.S. Treasury Note	11/25/2024	10/31/2029	4.13	50,000,000	49,611,328	49,632,046	50,197,265
Subtotals					2.06	\$ 3,947,000,000	\$ 3,915,852,193	\$ 3,932,657,765	\$ 3,877,216,819
Federal Agencies	3133ELQY3	Federal Farm Credit Bank	3/23/2020	3/3/2025	1.21	\$ 16,000,000	\$ 15,990,720	\$ 15,999,990	\$ 15,996,960
Federal Agencies	3133ELQY3	Federal Farm Credit Bank	3/23/2020	3/3/2025	1.21	24,000,000	23,964,240	23,999,960	23,995,440
Federal Agencies	313385CR5	Federal Home Loan Bank Discount	2/11/2025	3/5/2025	0.00	21,000,000	20,945,202	20,990,037	20,985,300
Federal Agencies	313385CS3	Federal Home Loan Bank Discount	2/11/2025	3/6/2025	0.00	30,000,000	29,918,733	29,982,333	29,975,400
Federal Agencies	3133EMWT5	Federal Farm Credit Bank	4/21/2021	4/21/2025	0.60	50,000,000	49,973,500	49,999,075	49,734,000
Federal Agencies	3135G03U5	Fannie Mae	12/8/2021	4/22/2025	0.63	37,938,000	37,367,792	37,913,913	37,734,273
Federal Agencies	3135G03U5	Fannie Mae	7/12/2021	4/22/2025	0.63	50,000,000	50,108,000	50,004,070	49,731,500
Federal Agencies	3135G03U5	Fannie Mae	12/8/2021	4/22/2025	0.63	50,000,000	49,243,950	49,968,063	49,731,500
Federal Agencies	3133ENXE5	Federal Farm Credit Bank	5/23/2022	5/23/2025	2.85	6,000,000	5,991,600	5,999,364	5,978,820
Federal Agencies	3133ENXE5	Federal Farm Credit Bank	5/23/2022	5/23/2025	2.85	20,000,000	19,972,000	19,997,880	19,929,400
Federal Agencies	3130AWER7	Federal Home Loan Bank	6/12/2023	6/6/2025	4.63	10,000,000	9,991,700	9,998,890	10,007,800
Federal Agencies	3130AWER7	Federal Home Loan Bank	6/12/2023	6/6/2025	4.63	15,000,000	14,987,550	14,998,334	15,011,700
Federal Agencies	3130AWER7	Federal Home Loan Bank	6/12/2023	6/6/2025	4.63	25,000,000	24,979,250	24,997,224	25,019,500
Federal Agencies	3130AWER7	Federal Home Loan Bank	6/12/2023	6/6/2025	4.63	52,000,000	51,956,840	51,994,225	52,040,560
Federal Agencies	3130ASG86	Federal Home Loan Bank	8/4/2022	6/13/2025	3.38	11,940,000	12,000,178	11,945,995	11,908,837
Federal Agencies	3130ASG86	Federal Home Loan Bank	8/3/2022	6/13/2025	3.38	12,700,000	12,806,045	12,710,554	12,666,853
Federal Agencies	3130ATST5	Federal Home Loan Bank	5/10/2023	6/13/2025	4.38	3,000,000	3,012,270	3,001,668	2,999,940
Federal Agencies	3130ATST5	Federal Home Loan Bank	5/8/2023	6/13/2025	4.38	9,915,000	9,975,878	9,923,255	9,914,802
Federal Agencies	3130ATST5	Federal Home Loan Bank	5/8/2023	6/13/2025	4.38	10,000,000	10,065,000	10,008,814	9,999,800
Federal Agencies	3130ATST5	Federal Home Loan Bank	5/11/2023	6/13/2025	4.38	10,000,000	10,036,000	10,004,901	9,999,800
Federal Agencies	3130ATST5	Federal Home Loan Bank	5/17/2023	6/13/2025	4.38	24,000,000	24,079,440	24,010,899	23,999,520

Investment Inventory

Pooled Fund

Type of Investment	CUSIP	Issuer Name	Settle Date	Maturity		Coupon	Par Value	Original Cost	Amortized	
				Date					Book Value	Market Value
Federal Agencies	3130ATST5	Federal Home Loan Bank	5/9/2023	6/13/2025		4.38	25,500,000	25,624,695	25,516,930	25,499,490
Federal Agencies	3130AWLY4	Federal Home Loan Bank	7/25/2023	6/13/2025		5.13	10,800,000	10,818,036	10,802,722	10,824,084
Federal Agencies	3130AWLY4	Federal Home Loan Bank	7/25/2023	6/13/2025		5.13	48,150,000	48,241,967	48,163,882	48,257,375
Federal Agencies	3133EN4B3	Federal Farm Credit Bank	12/13/2022	6/13/2025		4.25	15,000,000	14,988,383	14,998,677	14,993,850
Federal Agencies	3133EN4B3	Federal Farm Credit Bank	12/13/2022	6/13/2025		4.25	15,000,000	14,989,800	14,998,838	14,993,850
Federal Agencies	3133EN4B3	Federal Farm Credit Bank	12/13/2022	6/13/2025		4.25	15,000,000	14,989,050	14,998,753	14,993,850
Federal Agencies	3133ENYQ7	Federal Farm Credit Bank	6/13/2022	6/13/2025		2.95	50,000,000	49,975,500	49,997,675	49,797,000
Federal Agencies	3135G04Z3	Fannie Mae	12/8/2021	6/17/2025		0.50	4,655,000	4,556,640	4,646,746	4,602,911
Federal Agencies	3135G04Z3	Fannie Mae	12/8/2021	6/17/2025		0.50	10,000,000	9,789,600	9,982,344	9,888,100
Federal Agencies	3130AN4A5	Federal Home Loan Bank	7/12/2021	6/30/2025		0.70	17,680,000	17,734,631	17,684,562	17,465,718
Federal Agencies	3133EPKA2	Federal Farm Credit Bank	5/18/2023	8/18/2025		4.00	25,000,000	24,982,000	24,996,282	24,966,500
Federal Agencies	3133EPKA2	Federal Farm Credit Bank	5/18/2023	8/18/2025		4.00	26,500,000	26,483,835	26,496,661	26,464,490
Federal Agencies	3133EPKA2	Federal Farm Credit Bank	5/18/2023	8/18/2025		4.00	30,000,000	29,981,700	29,996,220	29,959,800
Federal Agencies	3135G05X7	Fannie Mae	3/4/2021	8/25/2025		0.38	25,000,000	24,684,250	24,965,818	24,524,500
Federal Agencies	3135G05X7	Fannie Mae	2/25/2021	8/25/2025		0.38	72,500,000	71,862,000	72,431,227	71,121,050
Federal Agencies	3130A8ZQ9	Federal Home Loan Bank	11/2/2021	9/12/2025		1.75	10,295,000	10,575,333	10,333,769	10,156,944
Federal Agencies	3133EPVY8	Federal Farm Credit Bank	9/15/2023	9/15/2025		5.00	8,230,000	8,224,074	8,228,395	8,260,369
Federal Agencies	3133EPVY8	Federal Farm Credit Bank	9/15/2023	9/15/2025		5.00	15,000,000	14,981,850	14,995,084	15,055,350
Federal Agencies	3133EPVY8	Federal Farm Credit Bank	9/15/2023	9/15/2025		5.00	20,000,000	19,975,800	19,993,445	20,073,800
Federal Agencies	3137EAEX3	Freddie Mac	3/4/2021	9/23/2025		0.38	22,600,000	22,295,352	22,562,285	22,103,930
Federal Agencies	3133EPDL6	Federal Farm Credit Bank	3/15/2023	10/1/2025		4.85	50,000,000	50,000,000	50,000,000	50,159,000
Federal Agencies	3133EPYW9	Federal Farm Credit Bank	10/20/2023	10/20/2025		5.13	24,000,000	23,923,440	23,975,597	24,134,160
Federal Agencies	3133EPYW9	Federal Farm Credit Bank	10/20/2023	10/20/2025		5.13	25,000,000	24,985,500	24,995,378	25,139,750
Federal Agencies	3133EPYW9	Federal Farm Credit Bank	10/20/2023	10/20/2025		5.13	35,000,000	34,972,350	34,991,187	35,195,650
Federal Agencies	3133EPYW9	Federal Farm Credit Bank	10/20/2023	10/20/2025		5.13	50,000,000	49,972,000	49,991,075	50,279,500
Federal Agencies	3133ENEG1	Federal Farm Credit Bank	11/17/2021	11/17/2025		1.05	39,675,000	39,622,232	39,665,573	38,788,264
Federal Agencies	3133ENEG1	Federal Farm Credit Bank	11/17/2021	11/17/2025		1.05	55,000,000	54,923,000	54,986,244	53,770,750
Federal Agencies	3133ENHM5	Federal Farm Credit Bank	12/16/2021	12/16/2025		1.17	45,000,000	44,954,100	44,990,889	43,927,200
Federal Agencies	3133ENHM5	Federal Farm Credit Bank	12/16/2021	12/16/2025		1.17	50,000,000	49,949,000	49,989,877	48,808,000
Federal Agencies	3133EN5E6	Federal Farm Credit Bank	12/29/2022	12/29/2025		4.00	15,000,000	14,954,700	14,987,476	14,982,600
Federal Agencies	3133EN5E6	Federal Farm Credit Bank	12/29/2022	12/29/2025		4.00	20,000,000	19,939,600	19,983,302	19,976,800
Federal Agencies	3133EN5E6	Federal Farm Credit Bank	12/29/2022	12/29/2025		4.00	25,000,000	24,923,750	24,978,920	24,971,000
Federal Agencies	3133EN6A3	Federal Farm Credit Bank	1/13/2023	1/13/2026		4.00	20,000,000	19,982,400	19,994,893	19,969,600
Federal Agencies	3133EN6A3	Federal Farm Credit Bank	1/13/2023	1/13/2026		4.00	30,000,000	29,977,200	29,993,385	29,954,400
Federal Agencies	3130AUTC8	Federal Home Loan Bank	2/9/2023	2/6/2026		4.01	21,100,000	20,985,427	21,064,150	21,067,928
Federal Agencies	3133EPJX4	Federal Farm Credit Bank	5/17/2023	2/17/2026		3.63	25,000,000	24,928,500	24,974,936	24,862,000
Federal Agencies	3133EPJX4	Federal Farm Credit Bank	5/17/2023	2/17/2026		3.63	30,000,000	29,905,500	29,966,873	29,834,400
Federal Agencies	3133EPB3	Federal Farm Credit Bank	2/23/2023	2/23/2026		4.38	25,000,000	24,953,500	24,984,769	25,042,000
Federal Agencies	3133EPB3	Federal Farm Credit Bank	2/23/2023	2/23/2026		4.38	28,000,000	27,954,080	27,984,959	28,047,040
Federal Agencies	3133EPB3	Federal Farm Credit Bank	2/23/2023	2/23/2026		4.38	50,000,000	49,918,000	49,973,141	50,084,000
Federal Agencies	3133ENJ35	Federal Farm Credit Bank	8/25/2022	2/25/2026		3.32	35,000,000	34,957,650	34,988,056	34,688,850
Federal Agencies	3130AXB31	Federal Home Loan Bank	11/2/2023	3/13/2026		4.88	10,000,000	9,953,900	9,979,838	10,070,500
Federal Agencies	3130AXB31	Federal Home Loan Bank	11/2/2023	3/13/2026		4.88	10,000,000	9,950,700	9,978,438	10,070,500
Federal Agencies	3130AXB31	Federal Home Loan Bank	11/2/2023	3/13/2026		4.88	10,000,000	9,950,700	9,978,438	10,070,500
Federal Agencies	3130AXB31	Federal Home Loan Bank	4/5/2024	3/13/2026		4.88	25,000,000	25,053,750	25,028,662	25,176,250
Federal Agencies	3130AXB31	Federal Home Loan Bank	4/2/2024	3/13/2026		4.88	36,730,000	36,803,460	36,769,006	36,988,947
Federal Agencies	3133EP5K7	Federal Farm Credit Bank	4/2/2024	3/13/2026		4.50	50,000,000	49,758,000	49,871,501	50,165,000
Federal Agencies	3133EMZ21	Federal Farm Credit Bank	8/9/2021	4/6/2026		0.69	15,500,000	15,458,150	15,490,134	14,906,815
Federal Agencies	3133ENU00	Federal Farm Credit Bank	4/8/2022	4/8/2026		2.64	20,000,000	19,961,200	19,989,297	19,665,600
Federal Agencies	3133ENU00	Federal Farm Credit Bank	4/8/2022	4/8/2026		2.64	30,000,000	29,941,800	29,983,946	29,498,400
Federal Agencies	3130AVWS7	Federal Home Loan Bank	5/10/2023	6/12/2026		3.75	17,045,000	16,991,479	17,022,814	16,955,343

Investment Inventory

Pooled Fund

Type of Investment	CUSIP	Issuer Name	Maturity		Coupon	Par Value	Original Cost	Amortized	
			Settle Date	Date				Book Value	Market Value
Federal Agencies	3130AVWS7	Federal Home Loan Bank	5/17/2023	6/12/2026	3.75	20,000,000	19,939,200	19,974,640	19,894,800
Federal Agencies	3130AWAH3	Federal Home Loan Bank	6/1/2023	6/12/2026	4.00	10,000,000	9,934,300	9,972,224	9,978,800
Federal Agencies	3130AWAH3	Federal Home Loan Bank	6/1/2023	6/12/2026	4.00	15,000,000	14,899,350	14,957,449	14,968,200
Federal Agencies	3130AWLZ1	Federal Home Loan Bank	7/10/2023	6/12/2026	4.75	50,000,000	49,856,000	49,936,899	50,328,500
Federal Agencies	3130B1BT3	Federal Home Loan Bank	6/18/2024	6/12/2026	4.88	13,485,000	13,505,093	13,497,988	13,603,668
Federal Agencies	3133ERHD6	Federal Farm Credit Bank	6/18/2024	6/12/2026	4.88	20,000,000	20,030,400	20,019,651	20,166,600
Federal Agencies	3133ERHD6	Federal Farm Credit Bank	6/18/2024	6/12/2026	4.88	32,000,000	32,051,200	32,033,096	32,266,560
Federal Agencies	3133EPMU6	Federal Farm Credit Bank	6/15/2023	6/15/2026	4.25	20,000,000	19,969,200	19,986,764	20,014,000
Federal Agencies	3133EPMU6	Federal Farm Credit Bank	6/15/2023	6/15/2026	4.25	24,700,000	24,640,226	24,674,312	24,717,290
Federal Agencies	3133EPMU6	Federal Farm Credit Bank	6/15/2023	6/15/2026	4.25	30,000,000	29,951,400	29,979,114	30,021,000
Federal Agencies	3133EPNG6	Federal Farm Credit Bank	6/23/2023	6/23/2026	4.38	25,000,000	24,986,750	24,994,209	25,078,250
Federal Agencies	3133EPNG6	Federal Farm Credit Bank	6/23/2023	6/23/2026	4.38	25,000,000	24,986,750	24,994,209	25,078,250
Federal Agencies	3133EPNG6	Federal Farm Credit Bank	6/23/2023	6/23/2026	4.38	50,000,000	49,973,500	49,988,418	50,156,500
Federal Agencies	3133EPVP7	Federal Farm Credit Bank	9/8/2023	7/8/2026	4.75	10,000,000	9,991,700	9,996,035	10,074,300
Federal Agencies	3133EPVP7	Federal Farm Credit Bank	9/8/2023	7/8/2026	4.75	19,000,000	18,984,800	18,992,738	19,141,170
Federal Agencies	3133EPVP7	Federal Farm Credit Bank	9/8/2023	7/8/2026	4.75	21,000,000	20,982,780	20,991,773	21,156,030
Federal Agencies	3130ANNM8	Federal Home Loan Bank	8/19/2021	7/13/2026	1.05	25,000,000	25,000,000	25,000,000	23,929,250
Federal Agencies	3130ANNM8	Federal Home Loan Bank	8/19/2021	7/13/2026	1.05	25,000,000	25,000,000	25,000,000	23,929,250
Federal Agencies	3130ANNM8	Federal Home Loan Bank	8/19/2021	7/13/2026	1.05	25,000,000	25,000,000	25,000,000	23,929,250
Federal Agencies	3130ANNM8	Federal Home Loan Bank	8/19/2021	7/13/2026	1.05	25,000,000	25,000,000	25,000,000	23,929,250
Federal Agencies	3130ANMP2	Federal Home Loan Bank	8/20/2021	7/27/2026	1.07	25,000,000	25,000,000	25,000,000	23,931,750
Federal Agencies	3130ANMP2	Federal Home Loan Bank	8/20/2021	7/27/2026	1.07	25,000,000	25,000,000	25,000,000	23,931,750
Federal Agencies	3130ANMP2	Federal Home Loan Bank	8/20/2021	7/27/2026	1.07	25,000,000	25,000,000	25,000,000	23,931,750
Federal Agencies	3130ANMP2	Federal Home Loan Bank	8/20/2021	7/27/2026	1.07	25,000,000	25,000,000	25,000,000	23,931,750
Federal Agencies	3133EPZY4	Federal Farm Credit Bank	10/30/2023	7/30/2026	5.00	3,000,000	2,991,930	2,995,852	3,033,090
Federal Agencies	3133EPZY4	Federal Farm Credit Bank	10/30/2023	7/30/2026	5.00	10,000,000	9,589,136	9,601,707	9,721,053
Federal Agencies	3133EPZY4	Federal Farm Credit Bank	10/30/2023	7/30/2026	5.00	16,000,000	15,956,960	15,977,880	16,176,480
Federal Agencies	3133EPZY4	Federal Farm Credit Bank	10/30/2023	7/30/2026	5.00	25,000,000	24,936,750	24,967,493	25,275,750
Federal Agencies	3130ANTG5	Federal Home Loan Bank	9/13/2021	8/10/2026	1.05	25,000,000	25,000,000	25,000,000	23,899,250
Federal Agencies	3130ANTG5	Federal Home Loan Bank	9/13/2021	8/10/2026	1.05	25,000,000	25,000,000	25,000,000	23,899,250
Federal Agencies	3130ANTG5	Federal Home Loan Bank	9/13/2021	8/10/2026	1.05	25,000,000	25,000,000	25,000,000	23,899,250
Federal Agencies	3130ANTG5	Federal Home Loan Bank	9/13/2021	8/10/2026	1.05	25,000,000	25,000,000	25,000,000	23,899,250
Federal Agencies	3133EPSW6	Federal Farm Credit Bank	8/14/2023	8/14/2026	4.50	50,000,000	49,885,000	49,944,284	50,298,500
Federal Agencies	3130AP6T7	Federal Home Loan Bank	10/1/2021	9/3/2026	1.08	25,000,000	25,000,000	25,000,000	23,856,250
Federal Agencies	3130AP6T7	Federal Home Loan Bank	10/1/2021	9/3/2026	1.08	25,000,000	25,000,000	25,000,000	23,856,250
Federal Agencies	3130AP6T7	Federal Home Loan Bank	10/1/2021	9/3/2026	1.08	25,000,000	25,000,000	25,000,000	23,856,250
Federal Agencies	3130AP6T7	Federal Home Loan Bank	10/1/2021	9/3/2026	1.08	25,000,000	25,000,000	25,000,000	23,856,250
Federal Agencies	3130B2PJ8	Federal Home Loan Bank	9/13/2024	9/4/2026	3.63	19,000,000	18,974,730	18,980,653	18,880,110
Federal Agencies	3130B2PJ8	Federal Home Loan Bank	9/13/2024	9/4/2026	3.63	25,000,000	24,966,750	24,974,544	24,842,250
Federal Agencies	3130B2PJ8	Federal Home Loan Bank	9/13/2024	9/4/2026	3.63	25,900,000	25,865,553	25,873,627	25,736,571
Federal Agencies	3130B2PJ8	Federal Home Loan Bank	9/13/2024	9/4/2026	3.63	50,000,000	49,933,500	49,949,087	49,684,500
Federal Agencies	3133EM4X7	Federal Farm Credit Bank	12/12/2023	9/10/2026	0.80	28,975,000	26,174,277	27,416,871	27,511,183
Federal Agencies	3130AXCP1	Federal Home Loan Bank	10/18/2023	9/11/2026	4.88	11,895,000	11,821,965	11,856,448	12,016,805
Federal Agencies	3130B3A29	Federal Home Loan Bank	10/11/2024	10/9/2026	4.00	15,000,000	14,996,850	14,997,460	14,993,250
Federal Agencies	3130B3A29	Federal Home Loan Bank	10/11/2024	10/9/2026	4.00	25,000,000	24,994,750	24,995,767	24,988,750
Federal Agencies	3130B3A29	Federal Home Loan Bank	10/11/2024	10/9/2026	4.00	25,000,000	24,994,750	24,995,767	24,988,750
Federal Agencies	3130B3A29	Federal Home Loan Bank	10/11/2024	10/9/2026	4.00	50,000,000	49,989,500	49,991,534	49,977,500
Federal Agencies	3130APPR0	Federal Home Loan Bank	11/18/2021	10/19/2026	1.43	25,000,000	25,000,000	25,000,000	23,919,500
Federal Agencies	3130APPR0	Federal Home Loan Bank	11/18/2021	10/19/2026	1.43	25,000,000	25,000,000	25,000,000	23,919,500
Federal Agencies	3130APPR0	Federal Home Loan Bank	11/18/2021	10/19/2026	1.43	25,000,000	25,000,000	25,000,000	23,919,500
Federal Agencies	3130APPR0	Federal Home Loan Bank	11/18/2021	10/19/2026	1.43	25,000,000	25,000,000	25,000,000	23,919,500

Investment Inventory

Pooled Fund

Type of Investment	CUSIP	Issuer Name	Maturity		Coupon	Par Value	Original Cost	Amortized	
			Settle Date	Date				Book Value	Market Value
Federal Agencies	3133EPZA6	Federal Farm Credit Bank	10/20/2023	10/20/2026	4.88	14,000,000	13,904,940	13,948,133	14,151,060
Federal Agencies	3133EPZA6	Federal Farm Credit Bank	10/20/2023	10/20/2026	4.88	30,000,000	29,834,100	29,909,482	30,323,700
Federal Agencies	3130AQ7L1	Federal Home Loan Bank	12/16/2021	11/16/2026	1.61	25,000,000	25,000,000	25,000,000	23,928,500
Federal Agencies	3130AQ7L1	Federal Home Loan Bank	12/16/2021	11/16/2026	1.61	25,000,000	25,000,000	25,000,000	23,928,500
Federal Agencies	3130AQ7L1	Federal Home Loan Bank	12/16/2021	11/16/2026	1.61	25,000,000	25,000,000	25,000,000	23,928,500
Federal Agencies	3130AQ7L1	Federal Home Loan Bank	12/16/2021	11/16/2026	1.61	25,000,000	25,000,000	25,000,000	23,928,500
Federal Agencies	3130AXU63	Federal Home Loan Bank	11/17/2023	11/17/2026	4.63	50,000,000	49,911,500	49,949,452	50,404,000
Federal Agencies	3130AQJ95	Federal Home Loan Bank	1/14/2022	12/14/2026	1.65	25,000,000	25,000,000	25,000,000	23,897,750
Federal Agencies	3130AQJ95	Federal Home Loan Bank	1/14/2022	12/14/2026	1.65	25,000,000	25,000,000	25,000,000	23,897,750
Federal Agencies	3130AQJ95	Federal Home Loan Bank	1/14/2022	12/14/2026	1.65	25,000,000	25,000,000	25,000,000	23,897,750
Federal Agencies	3130AQJ95	Federal Home Loan Bank	1/14/2022	12/14/2026	1.65	25,000,000	25,000,000	25,000,000	23,897,750
Federal Agencies	3133ERWR8	Federal Farm Credit Bank	10/8/2024	1/7/2027	3.50	12,500,000	12,373,750	12,395,894	12,360,500
Federal Agencies	3130AYPN0	Federal Home Loan Bank	1/29/2024	1/15/2027	4.13	12,000,000	11,973,000	11,982,907	12,006,480
Federal Agencies	3130AYPN0	Federal Home Loan Bank	1/29/2024	1/15/2027	4.13	25,000,000	24,943,750	24,964,389	25,013,500
Federal Agencies	3130AYPN0	Federal Home Loan Bank	1/29/2024	1/15/2027	4.13	29,350,000	29,283,963	29,308,193	29,365,849
Federal Agencies	3130AYPN0	Federal Home Loan Bank	1/29/2024	1/15/2027	4.13	50,000,000	49,887,500	49,928,778	50,027,000
Federal Agencies	3133EPX91	Federal Farm Credit Bank	1/25/2024	1/25/2027	4.13	5,000,000	4,992,850	4,995,466	4,995,200
Federal Agencies	3133EPX91	Federal Farm Credit Bank	1/25/2024	1/25/2027	4.13	10,000,000	9,986,600	9,991,503	9,990,400
Federal Agencies	3133EPX91	Federal Farm Credit Bank	1/25/2024	1/25/2027	4.13	25,000,000	24,968,500	24,980,025	24,976,000
Federal Agencies	3133EPX91	Federal Farm Credit Bank	1/25/2024	1/25/2027	4.13	35,000,000	34,955,900	34,972,035	34,966,400
Federal Agencies	3133EPX91	Federal Farm Credit Bank	1/25/2024	1/25/2027	4.13	50,000,000	49,933,000	49,957,514	49,952,000
Federal Agencies	3133ER4A6	Federal Farm Credit Bank	2/18/2025	2/18/2027	4.25	2,000,000	1,997,860	1,997,892	2,005,540
Federal Agencies	3133ER4A6	Federal Farm Credit Bank	2/18/2025	2/18/2027	4.25	25,000,000	24,974,250	24,974,638	25,069,250
Federal Agencies	3133ER4A6	Federal Farm Credit Bank	2/18/2025	2/18/2027	4.25	30,000,000	29,967,600	29,968,088	30,083,100
Federal Agencies	3133ERD24	Federal Farm Credit Bank	11/18/2024	2/18/2027	4.25	30,000,000	29,983,500	29,985,568	30,041,700
Federal Agencies	3130ARB59	Federal Home Loan Bank	3/22/2022	3/8/2027	2.35	25,000,000	25,000,000	25,000,000	24,113,750
Federal Agencies	3130ARB59	Federal Home Loan Bank	3/22/2022	3/8/2027	2.35	25,000,000	25,000,000	25,000,000	24,113,750
Federal Agencies	3130ARB59	Federal Home Loan Bank	3/22/2022	3/8/2027	2.35	25,000,000	25,000,000	25,000,000	24,113,750
Federal Agencies	3130ARB59	Federal Home Loan Bank	3/22/2022	3/8/2027	2.35	25,000,000	25,000,000	25,000,000	24,113,750
Federal Agencies	3133ENRD4	Federal Farm Credit Bank	3/16/2022	3/10/2027	1.68	48,573,000	47,432,020	48,109,712	46,249,753
Federal Agencies	3133EP6K6	Federal Farm Credit Bank	4/2/2024	3/26/2027	4.50	50,000,000	49,910,000	49,937,546	50,389,500
Federal Agencies	3133ENTS9	Federal Farm Credit Bank	4/6/2022	4/5/2027	2.60	22,500,000	22,392,338	22,454,870	21,815,775
Federal Agencies	3133ENTS9	Federal Farm Credit Bank	4/6/2022	4/5/2027	2.60	24,500,000	24,377,010	24,448,445	23,754,955
Federal Agencies	3133ENTS9	Federal Farm Credit Bank	4/6/2022	4/5/2027	2.60	25,000,000	24,804,000	24,917,841	24,239,750
Federal Agencies	3130B0TY5	Federal Home Loan Bank	4/11/2024	4/9/2027	4.75	17,000,000	16,955,120	16,968,424	17,242,250
Federal Agencies	3130B0TY5	Federal Home Loan Bank	4/11/2024	4/9/2027	4.75	20,000,000	19,947,200	19,962,852	20,285,000
Federal Agencies	3130B0TY5	Federal Home Loan Bank	4/11/2024	4/9/2027	4.75	40,000,000	39,894,400	39,925,703	40,570,000
Federal Agencies	3130B0TY5	Federal Home Loan Bank	4/11/2024	4/9/2027	4.75	48,000,000	47,873,280	47,910,844	48,684,000
Federal Agencies	3133ERDS7	Federal Farm Credit Bank	5/13/2024	5/6/2027	4.75	12,727,000	12,740,236	12,736,684	12,884,433
Federal Agencies	3133EN2L3	Federal Farm Credit Bank	11/17/2022	5/17/2027	4.13	4,650,000	4,646,792	4,648,423	4,645,862
Federal Agencies	3133EN2L3	Federal Farm Credit Bank	11/17/2022	5/17/2027	4.13	5,000,000	4,996,550	4,998,304	4,995,550
Federal Agencies	3133EN2L3	Federal Farm Credit Bank	11/17/2022	5/17/2027	4.13	21,000,000	20,987,001	20,993,611	20,981,310
Federal Agencies	3133EN2L3	Federal Farm Credit Bank	11/17/2022	5/17/2027	4.13	25,000,000	24,982,750	24,991,522	24,977,750
Federal Agencies	3133EPP66	Federal Farm Credit Bank	12/20/2023	5/20/2027	4.00	31,000,000	30,905,760	30,938,786	30,894,290
Federal Agencies	3133EPP66	Federal Farm Credit Bank	12/20/2023	5/20/2027	4.00	58,850,000	58,662,269	58,728,057	58,649,322
Federal Agencies	3130ASGU7	Federal Home Loan Bank	7/19/2022	6/11/2027	3.50	10,000,000	10,141,500	10,065,843	9,864,900
Federal Agencies	3130ASGU7	Federal Home Loan Bank	7/19/2022	6/11/2027	3.50	12,375,000	12,552,829	12,457,748	12,207,814
Federal Agencies	3130ASGU7	Federal Home Loan Bank	7/20/2022	6/11/2027	3.50	21,725,000	22,016,550	21,860,741	21,431,495
Federal Agencies	3130AX4E5	Federal Home Loan Bank	5/13/2024	6/11/2027	4.50	11,000,000	10,937,190	10,953,507	11,098,054
Federal Agencies	3130B1EF0	Federal Home Loan Bank	7/10/2024	6/11/2027	4.63	20,700,000	20,795,634	20,774,641	20,940,451
Federal Agencies	3133EPMV4	Federal Farm Credit Bank	6/15/2023	6/15/2027	4.13	28,940,000	28,911,928	28,923,937	28,913,375

Investment Inventory

Pooled Fund

Type of Investment	CUSIP	Issuer Name	Maturity			Par Value	Original Cost	Amortized	
			Settle Date	Date	Coupon			Book Value	Market Value
Federal Agencies	3133ENZK9	Federal Farm Credit Bank	7/7/2022	6/28/2027	3.24	27,865,000	28,099,066	27,974,368	27,306,585
Federal Agencies	3133ERJZ5	Federal Farm Credit Bank	6/28/2024	6/28/2027	4.50	30,000,000	29,985,840	29,985,021	30,220,200
Federal Agencies	3133ERVR9	Federal Farm Credit Bank	9/30/2024	7/1/2027	3.50	55,000,000	54,925,200	54,936,524	54,210,200
Federal Agencies	3133ERKM2	Federal Farm Credit Bank	7/9/2024	7/8/2027	4.50	25,000,000	25,033,250	25,026,108	25,186,250
Federal Agencies	3133ERKM2	Federal Farm Credit Bank	7/10/2024	7/8/2027	4.50	25,000,000	25,025,500	25,020,041	25,186,250
Federal Agencies	3133ERMB4	Federal Farm Credit Bank	7/23/2024	7/23/2027	4.25	10,000,000	9,996,500	9,997,206	10,019,500
Federal Agencies	3133ERMB4	Federal Farm Credit Bank	7/23/2024	7/23/2027	4.25	15,000,000	14,994,750	14,995,810	15,029,250
Federal Agencies	3133EPBM6	Federal Farm Credit Bank	2/23/2023	8/23/2027	4.13	10,000,000	9,974,000	9,985,670	9,991,200
Federal Agencies	3133ERXJ5	Federal Farm Credit Bank	10/15/2024	10/15/2027	3.88	5,000,000	4,997,250	4,997,594	4,965,150
Federal Agencies	3133ERXJ5	Federal Farm Credit Bank	10/15/2024	10/15/2027	3.88	8,000,000	7,996,160	7,996,640	7,944,240
Federal Agencies	3133ER2Z3	Federal Farm Credit Bank	2/4/2025	11/3/2027	4.25	5,000,000	4,999,350	4,999,366	5,022,250
Federal Agencies	3133ER2Z3	Federal Farm Credit Bank	2/4/2025	11/3/2027	4.25	41,880,000	41,877,738	41,877,795	42,066,366
Federal Agencies	3133EPC60	Federal Farm Credit Bank	11/15/2023	11/15/2027	4.63	27,950,000	27,834,008	27,871,481	28,285,400
Federal Agencies	3133EPC60	Federal Farm Credit Bank	11/15/2023	11/15/2027	4.63	33,300,000	33,161,472	33,206,226	33,699,600
Federal Agencies	3133ERJ51	Federal Farm Credit Bank	12/17/2024	12/10/2027	4.13	21,000,000	20,936,790	20,941,089	20,992,440
Federal Agencies	3133ERJ51	Federal Farm Credit Bank	12/17/2024	12/10/2027	4.13	25,505,000	25,428,485	25,433,689	25,495,818
Federal Agencies	3133ERJ51	Federal Farm Credit Bank	12/17/2024	12/10/2027	4.13	33,000,000	32,893,080	32,900,352	32,988,120
Federal Agencies	3133ERJ51	Federal Farm Credit Bank	12/17/2024	12/10/2027	4.13	38,343,000	38,227,588	38,235,437	38,329,197
Federal Agencies	3133ERT84	Federal Farm Credit Bank	1/14/2025	1/14/2028	4.25	29,750,000	29,575,963	29,583,274	29,882,983
Federal Agencies	3133ERZ46	Federal Farm Credit Bank	1/31/2025	1/28/2028	4.25	47,000,000	46,976,030	46,976,667	47,218,550
Federal Agencies	3133ERZ46	Federal Farm Credit Bank	1/31/2025	1/28/2028	4.25	50,000,000	49,974,500	49,975,177	50,232,500
Federal Agencies	3136GAAR0	Fannie Mae	2/14/2025	2/7/2028	4.69	25,000,000	25,000,000	25,000,000	25,014,000
Federal Agencies	3136GAAR0	Fannie Mae	2/14/2025	2/7/2028	4.69	25,000,000	25,000,000	25,000,000	25,014,000
Federal Agencies	3136GAAR0	Fannie Mae	2/14/2025	2/7/2028	4.69	25,000,000	25,000,000	25,000,000	25,014,000
Federal Agencies	3136GAAR0	Fannie Mae	2/14/2025	2/7/2028	4.69	25,000,000	25,000,000	25,000,000	25,014,000
Federal Agencies	3136GAAR0	Fannie Mae	2/14/2025	2/7/2028	4.69	50,000,000	50,000,000	50,000,000	50,028,000
Federal Agencies	3133EP5S0	Federal Farm Credit Bank	4/9/2024	3/20/2028	4.25	4,971,000	4,916,667	4,928,959	4,983,378
Federal Agencies	3133ERGL9	Federal Farm Credit Bank	6/26/2024	6/7/2028	4.50	14,934,000	14,962,076	14,957,247	15,089,463
Federal Agencies	3133ERGL9	Federal Farm Credit Bank	6/7/2024	6/7/2028	4.50	15,000,000	14,994,600	14,995,587	15,156,150
Federal Agencies	3133ERGL9	Federal Farm Credit Bank	6/26/2024	6/7/2028	4.50	20,000,000	20,037,600	20,031,133	20,208,200
Federal Agencies	3133EPSK2	Federal Farm Credit Bank	8/7/2023	8/7/2028	4.25	19,500,000	19,412,250	19,439,723	19,574,685
Federal Agencies	3133EPUN3	Federal Farm Credit Bank	8/28/2023	8/28/2028	4.50	10,000,000	9,979,100	9,985,403	10,119,100
Federal Agencies	3133EPUN3	Federal Farm Credit Bank	8/28/2023	8/28/2028	4.50	15,000,000	14,962,800	14,974,019	15,178,650
Federal Agencies	3133EPUN3	Federal Farm Credit Bank	8/28/2023	8/28/2028	4.50	25,000,000	24,943,500	24,960,540	25,297,750
Federal Agencies	3133EPUN3	Federal Farm Credit Bank	8/28/2023	8/28/2028	4.50	33,000,000	32,904,960	32,933,623	33,393,030
Federal Agencies	3133ERHN4	Federal Farm Credit Bank	6/20/2024	10/20/2028	4.25	5,000,000	4,972,100	4,976,577	5,012,900
Federal Agencies	3133ERHN4	Federal Farm Credit Bank	6/20/2024	10/20/2028	4.25	38,000,000	37,785,300	37,819,750	38,098,040
Federal Agencies	3133EPC45	Federal Farm Credit Bank	11/13/2023	11/13/2028	4.63	12,000,000	11,984,040	11,988,181	12,196,560
Federal Agencies	3133EPC45	Federal Farm Credit Bank	11/13/2023	11/13/2028	4.63	20,000,000	19,971,600	19,978,968	20,327,600
Federal Agencies	3133EPC45	Federal Farm Credit Bank	11/13/2023	11/13/2028	4.63	55,000,000	54,922,285	54,942,448	55,900,900
Federal Agencies	3130B3GD9	Federal Home Loan Bank	10/28/2024	11/27/2028	4.00	47,025,000	46,940,355	46,947,395	46,791,756
Federal Agencies	3130AVBD3	Federal Home Loan Bank	4/9/2024	3/9/2029	4.50	25,000,000	25,018,750	25,015,345	25,354,750
Federal Agencies	3133EP5U5	Federal Farm Credit Bank	4/8/2024	3/20/2029	4.13	51,660,000	51,008,309	51,126,241	51,605,757
Federal Agencies	3133ERDH1	Federal Farm Credit Bank	5/8/2024	4/30/2029	4.75	27,892,000	28,191,755	28,142,785	28,512,597
Federal Agencies	3133ERDH1	Federal Farm Credit Bank	5/8/2024	4/30/2029	4.75	30,000,000	30,317,400	30,265,548	30,667,500
Federal Agencies	3133ERDH1	Federal Farm Credit Bank	5/8/2024	4/30/2029	4.75	63,085,000	63,763,795	63,652,902	64,488,641
Federal Agencies	3133ERGS4	Federal Farm Credit Bank	6/26/2024	6/11/2029	4.25	10,000,000	9,967,600	9,972,037	10,027,570
Federal Agencies	3133ERGS4	Federal Farm Credit Bank	6/26/2024	6/11/2029	4.25	10,000,000	9,967,600	9,972,037	10,027,570
Federal Agencies	3133ERGS4	Federal Farm Credit Bank	6/26/2024	6/11/2029	4.25	10,000,000	9,967,600	9,972,037	10,027,570
Federal Agencies	3133ERGS4	Federal Farm Credit Bank	6/26/2024	6/11/2029	4.25	20,000,000	19,935,200	19,944,074	20,055,140
Federal Agencies	3133ERGS4	Federal Farm Credit Bank	6/26/2024	6/11/2029	4.25	29,000,000	28,923,730	28,934,174	29,079,953

Investment Inventory

Pooled Fund

Type of Investment	CUSIP	Issuer Name	Maturity			Par Value	Original Cost	Amortized	
			Settle Date	Date	Coupon			Book Value	Market Value
Federal Agencies	3130B2XR1	Federal Home Loan Bank	10/2/2024	7/2/2029	4.01	25,000,000	25,000,000	25,000,000	24,603,000
Federal Agencies	3130B2XR1	Federal Home Loan Bank	10/2/2024	7/2/2029	4.01	25,000,000	25,000,000	25,000,000	24,603,000
Federal Agencies	3130B2XR1	Federal Home Loan Bank	10/2/2024	7/2/2029	4.01	65,000,000	65,000,000	65,000,000	63,967,800
Federal Agencies	3134H16K4	Freddie Mac	7/16/2024	7/9/2029	5.38	25,000,000	25,000,000	25,000,000	25,001,250
Federal Agencies	3134H16K4	Freddie Mac	7/16/2024	7/9/2029	5.38	25,000,000	25,000,000	25,000,000	25,001,250
Federal Agencies	3134H16K4	Freddie Mac	7/16/2024	7/9/2029	5.38	65,000,000	65,000,000	65,000,000	65,003,250
Federal Agencies	3133ERKX8	Federal Farm Credit Bank	7/12/2024	7/12/2029	4.25	20,000,000	19,989,200	19,990,572	20,052,000
Federal Agencies	3130B2KJ3	Federal Home Loan Bank	9/4/2024	9/4/2029	4.63	25,000,000	25,000,000	25,000,000	25,015,500
Federal Agencies	3130B2KJ3	Federal Home Loan Bank	9/4/2024	9/4/2029	4.63	25,000,000	25,000,000	25,000,000	25,015,500
Federal Agencies	3130B2KJ3	Federal Home Loan Bank	9/4/2024	9/4/2029	4.63	50,000,000	50,000,000	50,000,000	50,031,000
Federal Agencies	3130ATHX8	Federal Home Loan Bank	9/27/2024	9/14/29	4.13	15000000	15392700	15359126.64	14967165
Federal Agencies	3130ATHX8	Federal Home Loan Bank	10/29/2024	9/14/2029	4.13	15,000,000	15,048,300	15,044,964	14,967,165
Federal Agencies	3130ATHX8	Federal Home Loan Bank	10/29/2024	9/14/2029	4.13	15,000,000	15,043,200	15,040,217	14,967,165
Federal Agencies	3130ATHX8	Federal Home Loan Bank	10/29/2024	9/14/2029	4.13	25,590,000	25,663,699	25,658,609	25,533,983
Federal Agencies	3130B2TG0	Federal Home Loan Bank	9/24/2024	9/24/2029	4.38	25,000,000	25,000,000	25,000,000	24,904,250
Federal Agencies	3130B2TG0	Federal Home Loan Bank	9/24/2024	9/24/2029	4.38	25,000,000	25,000,000	25,000,000	24,904,250
Federal Agencies	3130B2TG0	Federal Home Loan Bank	9/24/2024	9/24/2029	4.38	65,000,000	65,000,000	65,000,000	64,751,050
Federal Agencies	3134HARP0	Freddie Mac	10/15/2024	10/15/2029	5.13	25,000,000	25,000,000	25,000,000	25,032,500
Federal Agencies	3134HARP0	Freddie Mac	10/15/2024	10/15/2029	5.13	25,000,000	25,000,000	25,000,000	25,032,500
Federal Agencies	3134HARP0	Freddie Mac	10/15/2024	10/15/2029	5.13	65,000,000	65,000,000	65,000,000	65,084,500
Federal Agencies	3135GAYW5	Fannie Mae	11/21/2024	11/21/2029	5.20	25,000,000	25,000,000	25,000,000	25,029,500
Federal Agencies	3135GAYW5	Fannie Mae	11/21/2024	11/21/2029	5.20	25,000,000	25,000,000	25,000,000	25,029,500
Federal Agencies	3135GAYW5	Fannie Mae	11/21/2024	11/21/2029	5.20	65,000,000	65,000,000	65,000,000	65,076,700
Federal Agencies	3136GA3D9	Fannie Mae	12/20/2024	12/10/2029	5.06	25,000,000	25,000,000	25,000,000	25,007,000
Federal Agencies	3136GA3D9	Fannie Mae	12/20/2024	12/10/2029	5.06	25,000,000	25,000,000	25,000,000	25,007,000
Federal Agencies	3136GA3D9	Fannie Mae	12/20/2024	12/10/2029	5.06	65,000,000	65,000,000	65,000,000	65,018,200
Federal Agencies	3136GA3N7	Fannie Mae	12/27/2024	12/27/2029	5.05	20,000,000	20,000,000	20,000,000	20,008,200
Federal Agencies	3136GA3N7	Fannie Mae	12/27/2024	12/27/2029	5.05	20,000,000	20,000,000	20,000,000	20,008,200
Federal Agencies	3136GA3N7	Fannie Mae	12/27/2024	12/27/2029	5.05	20,000,000	20,000,000	20,000,000	20,008,200
Federal Agencies	3136GA3N7	Fannie Mae	12/27/2024	12/27/2029	5.05	62,000,000	62,000,000	62,000,000	62,025,420
Subtotals					3.66	\$ 6,762,663,000	\$ 6,751,916,007	\$ 6,758,088,759	\$ 6,722,922,396
Public Time Deposits	PPGNJX1B4	Bank of San Francisco	12/13/2024	3/13/2025	4.37	\$ 10,000,000	\$ 10,000,000	\$ 10,000,000	\$ 10,000,000
Public Time Deposits	PPGS0AR58	Bank of San Francisco	1/6/2025	4/7/2025	4.32	10,000,000	10,000,000	10,000,000	10,000,000
Public Time Deposits	PPGQ38MB6	Five Star Bank	11/22/2024	5/21/2025	4.50	20,000,000	20,000,000	20,000,000	20,000,000
Public Time Deposits	PPGJLMRN0	Bridge Bank NA	12/16/2024	6/16/2025	4.35	10,000,000	10,000,000	10,000,000	10,000,000
Public Time Deposits	PPGR18NT6	Bridge Bank NA	1/13/2025	7/14/2025	4.30	10,000,000	10,000,000	10,000,000	10,000,000
Subtotals					4.39	\$ 60,000,000	\$ 60,000,000	\$ 60,000,000	\$ 60,000,000
Negotiable CDs	06367DLL7	Bank of Montreal/CHI	8/15/2024	3/12/2025	4.87	\$ 90,000,000	\$ 90,000,000	\$ 90,000,000	\$ 90,013,500
Negotiable CDs	89115BSZ4	Toronto Dominion Bank/NY	4/15/2024	4/9/2025	5.55	50,000,000	50,000,000	50,000,000	50,051,500
Negotiable CDs	06367DJY2	Bank of Montreal/CHI	5/14/2024	5/5/2025	5.47	50,000,000	50,000,000	50,000,000	50,082,500
Negotiable CDs	89115DR65	Toronto Dominion Bank/NY	5/14/2024	5/5/2025	5.47	65,000,000	65,000,000	65,000,000	65,098,800
Negotiable CDs	13606DCU4	Canadian Imperial Bank/NY	12/3/2024	6/2/2025	4.56	25,000,000	25,000,000	25,000,000	25,007,750
Negotiable CDs	78015J5G8	Royal Bank of Canada/NY	12/3/2024	6/2/2025	4.56	100,000,000	100,000,000	100,000,000	100,026,000
Negotiable CDs	06367DMT9	Bank of Montreal/CHI	11/13/2024	6/16/2025	4.56	115,000,000	115,000,000	115,000,000	115,029,900
Negotiable CDs	89115DQ33	Toronto Dominion Bank/NY	2/10/2025	6/20/2025	4.43	15,000,000	15,000,000	15,000,000	14,999,250
Negotiable CDs	06367DNE1	Bank of Montreal/CHI	12/11/2024	6/23/2025	4.46	50,000,000	50,000,000	50,000,000	49,994,875
Negotiable CDs	89115DQ74	Toronto Dominion Bank/NY	2/10/2025	6/23/2025	4.44	45,000,000	45,000,000	45,000,000	44,999,100
Negotiable CDs	78015JWF0	Royal Bank of Canada/NY	9/24/2024	6/24/2025	4.22	100,000,000	100,000,000	100,000,000	99,910,000
Negotiable CDs	06367DNG6	Bank of Montreal/CHI	12/11/2024	6/27/2025	4.46	50,000,000	50,000,000	50,000,000	49,999,500

Investment Inventory

Pooled Fund

Type of Investment	CUSIP	Issuer Name	Maturity		Coupon	Par Value	Original Cost	Amortized	
			Settle Date	Date				Book Value	Market Value
Negotiable CDs	06367DM44	Bank of Montreal/CHI	9/23/2024	6/30/2025	4.25	100,000,000	100,000,000	100,000,000	99,914,000
Negotiable CDs	13606DAG7	Canadian Imperial Bank/NY	9/23/2024	6/30/2025	4.25	100,000,000	100,000,000	100,000,000	99,918,000
Negotiable CDs	78015JVF1	Royal Bank of Canada/NY	8/15/2024	7/1/2025	4.61	50,000,000	50,000,000	50,000,000	50,014,000
Negotiable CDs	89115DQB5	Toronto Dominion Bank/NY	2/10/2025	7/1/2025	4.45	35,000,000	35,000,000	35,000,000	35,000,700
Negotiable CDs	06367DN84	Bank of Montreal/CHI	12/3/2024	7/2/2025	4.58	50,000,000	50,000,000	50,000,000	50,018,000
Negotiable CDs	13606DCT7	Canadian Imperial Bank/NY	12/3/2024	7/2/2025	4.58	50,000,000	50,000,000	50,000,000	50,017,000
Negotiable CDs	89115DQF6	Toronto Dominion Bank/NY	2/10/2025	7/3/2025	4.45	20,000,000	20,000,000	20,000,000	20,000,400
Negotiable CDs	78015JAG2	Royal Bank of Canada/NY	12/12/2024	7/14/2025	4.43	72,000,000	72,000,000	72,000,000	71,996,400
Negotiable CDs	78015JTB3	Royal Bank of Canada/NY	7/16/2024	7/14/2025	5.09	50,000,000	50,000,000	50,000,000	50,102,500
Negotiable CDs	13606DDU3	Canadian Imperial Bank/NY	12/13/2024	7/23/2025	4.50	75,000,000	75,000,000	75,000,000	75,006,750
Negotiable CDs	78015J2U0	Royal Bank of Canada/NY	11/14/2024	7/28/2025	4.53	115,000,000	115,000,000	115,000,000	115,039,100
Negotiable CDs	06367DNQ4	Bank of Montreal/CHI	1/7/2025	7/30/2025	4.45	50,000,000	50,000,000	50,000,000	49,994,500
Negotiable CDs	06367DMU6	Bank of Montreal/CHI	11/15/2024	8/11/2025	4.59	65,000,000	65,000,000	65,000,000	65,026,650
Negotiable CDs	78015JC47	Royal Bank of Canada/NY	8/16/2025	8/11/2025	4.41	66,000,000	66,000,000	66,000,000	66,003,960
Negotiable CDs	78015J2Y2	Royal Bank of Canada/NY	11/15/2024	9/8/2025	4.55	65,000,000	65,000,000	65,000,000	65,046,150
Negotiable CDs	06367DN92	Bank of Montreal/CHI	12/4/2024	9/22/2025	4.53	50,000,000	50,000,000	50,000,000	50,017,500
Negotiable CDs	13606DCV2	Canadian Imperial Bank/NY	12/4/2024	9/22/2025	4.53	75,000,000	75,000,000	75,000,000	75,039,000
Negotiable CDs	13606DFF4	Canadian Imperial Bank/NY	2/5/2025	9/24/2025	4.42	110,000,000	110,000,000	110,000,000	110,011,000
Negotiable CDs	06367DMX0	Bank of Montreal/CHI	11/19/2024	10/24/2025	4.57	50,000,000	50,000,000	50,000,000	50,033,500
Negotiable CDs	13606DCE0	Canadian Imperial Bank/NY	11/20/2024	10/24/2025	4.55	50,000,000	50,000,000	50,000,000	50,034,000
Negotiable CDs	89115DPK6	Toronto Dominion Bank/NY	2/7/2025	10/24/2025	4.49	100,000,000	100,000,000	100,000,000	100,036,000
Negotiable CDs	78015J3U9	Royal Bank of Canada/NY	11/20/2024	11/19/2025	4.56	50,000,000	50,000,000	50,000,000	50,030,500
Negotiable CDs	78015J3L9	Royal Bank of Canada/NY	11/20/2024	11/20/2025	4.51	60,000,000	60,000,000	60,000,000	60,014,400
Negotiable CDs	89115DQT6	Toronto Dominion Bank/NY	2/13/2025	1/12/2026	4.54	100,000,000	100,000,000	100,000,000	100,109,000
Subtotals					4.57	\$ 2,363,000,000	\$ 2,363,000,000	\$ 2,363,000,000	\$ 2,363,635,685
Commercial Paper	14912DQ36	Caterpillar Financial Svcs	2/21/2025	3/3/2025	0.00	\$ 25,000,000	\$ 24,969,931	\$ 24,993,986	\$ 24,988,000
Commercial Paper	14912DQ36	Caterpillar Financial Svcs	2/21/2025	3/3/2025	0.00	100,000,000	99,879,722	99,975,944	99,952,000
Commercial Paper	62479LQA6	MUFG Bank Ltd/NY	7/17/2024	3/10/2025	0.00	25,000,000	24,162,528	24,968,063	24,967,000
Commercial Paper	62479LQE8	MUFG Bank Ltd/NY	7/17/2024	3/14/2025	0.00	26,000,000	25,114,267	25,952,023	25,953,278
Commercial Paper	62479LQE8	MUFG Bank Ltd/NY	7/15/2024	3/14/2025	0.00	50,000,000	48,279,111	49,907,556	49,910,150
Commercial Paper	62479LQE8	MUFG Bank Ltd/NY	11/13/2024	3/14/2025	0.00	70,000,000	68,924,781	69,884,481	69,874,210
Commercial Paper	62479LQM0	MUFG Bank Ltd/NY	7/17/2024	3/21/2025	0.00	15,000,000	14,475,125	14,957,500	14,960,580
Commercial Paper	62479LQQ1	MUFG Bank Ltd/NY	12/3/2024	3/24/2025	0.00	10,000,000	9,860,017	9,970,994	9,970,170
Commercial Paper	89233GQQ2	Toyota Motor Credit	7/2/2024	3/24/2025	0.00	50,000,000	48,093,472	49,834,528	49,849,100
Commercial Paper	89233GQQ2	Toyota Motor Credit	7/18/2024	3/24/2025	0.00	50,000,000	48,250,083	49,838,361	49,849,100
Commercial Paper	89233GQQ2	Toyota Motor Credit	7/30/2024	3/24/2025	0.00	60,000,000	58,017,100	59,807,567	59,818,920
Commercial Paper	89233GQR0	Toyota Motor Credit	10/23/2024	3/25/2025	0.00	40,000,000	39,212,900	39,876,533	39,874,440
Commercial Paper	62479LQS7	MUFG Bank Ltd/NY	12/3/2024	3/26/2025	0.00	47,000,000	46,330,224	46,851,819	46,848,754
Commercial Paper	62479LQU2	MUFG Bank Ltd/NY	12/3/2024	3/28/2025	0.00	20,000,000	19,710,583	19,932,050	19,932,909
Commercial Paper	62479LR72	MUFG Bank Ltd/NY	12/11/2024	4/7/2025	0.00	22,000,000	21,681,110	21,899,154	21,897,260
Commercial Paper	62479LRB3	MUFG Bank Ltd/NY	12/11/2024	4/11/2025	0.00	11,000,000	10,835,104	10,944,126	10,943,218
Commercial Paper	89233GRM0	Toyota Motor Credit	10/23/2024	4/21/2025	0.00	65,000,000	63,518,000	64,580,100	64,583,025
Commercial Paper	62479LRP2	MUFG Bank Ltd/NY	12/11/2024	4/23/2025	0.00	81,000,000	79,665,345	80,468,145	80,461,107

Investment Inventory

Pooled Fund

Type of Investment	CUSIP	Issuer Name	Maturity		Coupon	Par Value	Original Cost	Amortized	
			Settle Date	Date				Book Value	Market Value
Commercial Paper	62479LRV9	MUFG Bank Ltd/NY	12/30/2024	4/29/2025	0.00	92,000,000	90,644,533	91,333,562	91,318,740
Commercial Paper	62479LS55	MUFG Bank Ltd/NY	12/30/2024	5/5/2025	0.00	7,000,000	6,891,710	6,944,136	6,942,978
Commercial Paper	62479LS71	MUFG Bank Ltd/NY	1/6/2025	5/7/2025	0.00	60,000,000	59,110,650	59,507,550	59,496,420
Commercial Paper	46590DSK7	JP Morgan CP	12/17/2024	5/19/2025	0.00	72,000,000	70,653,600	71,304,800	71,290,584
Commercial Paper	62479LSM8	MUFG Bank Ltd/NY	1/15/2025	5/21/2025	0.00	80,000,000	78,759,600	79,202,600	79,189,520
Commercial Paper	62479LSN6	MUFG Bank Ltd/NY	2/5/2025	5/22/2025	0.00	20,000,000	19,740,889	19,799,556	19,794,880
Commercial Paper	62479LSP1	MUFG Bank Ltd/NY	2/5/2025	5/23/2025	0.00	20,000,000	19,738,444	19,797,111	19,792,380
Commercial Paper	62479LSV8	MUFG Bank Ltd/NY	2/5/2025	5/29/2025	0.00	85,000,000	83,826,056	84,075,389	84,077,538
Commercial Paper	89116ET29	Toronto Dominion Bank	2/7/2025	6/2/2025	0.00	5,000,000	4,930,521	4,943,812	4,942,325
Commercial Paper	89116ET45	Toronto Dominion Bank	2/7/2025	6/4/2025	0.00	47,000,000	46,335,538	46,460,479	46,446,528
Commercial Paper	89116ET60	Toronto Dominion Bank	2/7/2025	6/6/2025	0.00	15,000,000	14,784,313	14,824,188	14,819,730
Commercial Paper	89116ETJ2	Toronto Dominion Bank	2/7/2025	6/18/2025	0.00	33,000,000	32,477,638	32,565,363	32,555,589
Commercial Paper	89233GVR4	Toyota Motor Credit	12/2/2024	8/25/2025	0.00	65,000,000	62,867,567	63,581,050	63,600,485
Commercial Paper	89233GW85	Toyota Motor Credit	12/17/2024	9/8/2025	0.00	65,000,000	62,918,646	63,499,854	63,491,090
Commercial Paper	89233GX84	Toyota Motor Credit	1/27/2025	10/8/2025	0.00	60,000,000	58,179,667	58,416,167	58,390,680
Commercial Paper	89233GXP6	Toyota Motor Credit	2/12/2025	10/23/2025	0.00	75,000,000	72,665,021	72,821,917	72,853,050
Commercial Paper	89233GXQ4	Toyota Motor Credit	1/29/2025	10/24/2025	0.00	50,000,000	48,388,278	48,574,708	48,562,700
Subtotals					0.00	\$ 1,618,000,000	\$ 1,583,892,071	\$ 1,602,295,172	\$ 1,602,198,437
Medium Term Notes	594918BJ2	Microsoft	9/26/2024	11/3/2025	3.13	\$ 11,749,000	\$ 11,650,191	\$ 11,688,440	\$ 11,655,595
Medium Term Notes	91324PFF4	United Health	7/25/2024	7/15/2026	4.75	15,000,000	14,974,800	14,982,465	15,073,650
Medium Term Notes	594918CN2	Microsoft	7/9/2024	9/15/2026	3.40	6,452,000	6,270,957	6,324,272	6,378,447
Medium Term Notes	594918CN2	Microsoft	7/9/2024	9/15/2026	3.40	13,009,000	12,645,919	12,752,841	12,860,697
Medium Term Notes	14913UAN0	Caterpillar	9/18/2024	10/16/2026	4.45	18,385,000	18,600,288	18,553,709	18,432,617
Medium Term Notes	89236TMY8	Toyota Motors	1/9/2025	1/8/2027	4.60	40,000,000	39,978,000	39,979,539	40,208,000
Medium Term Notes	037833CJ7	Apple	9/18/2024	2/9/2027	3.35	50,000,000	49,586,000	49,663,684	49,229,000
Medium Term Notes	24422EXV6	John Deere	9/6/2024	7/15/2027	4.20	10,000,000	9,998,600	9,998,836	9,960,800
Subtotals					0.27	\$ 164,595,000	\$ 163,704,755	\$ 163,943,786	\$ 163,798,807
Money Market Funds	09248U718	BlackRock Liquidity Funds T-Fund	2/28/2025	3/1/2025	4.24	\$ 14,119,496	\$ 14,119,496	\$ 14,119,496	\$ 14,119,496
Money Market Funds	31607A703	Fidelity Govt Portfolio	2/28/2025	3/1/2025	4.30	813,027,703	813,027,703	813,027,703	813,027,703
Money Market Funds	608919718	Federated Hermes Govt Obligations Fi	2/28/2025	3/1/2025	4.29	182,310,121	182,310,121	182,310,121	182,310,121
Money Market Funds	262006208	Dreyfus Government Cash Managemen	2/28/2025	3/1/2025	4.24	16,480,478	16,480,478	16,480,478	16,480,478
Money Market Funds	85749T517	State Street Institutional U.S. Govt MM	2/28/2025	3/1/2025	4.28	564,987,251	564,987,251	564,987,251	564,987,251
Money Market Funds	61747C319	Morgan Stanley Institutional Liquidity F	2/28/2025	3/1/2025	4.30	790,400,894	790,400,894	790,400,894	790,400,894
Subtotals					4.29	\$ 2,381,325,943	\$ 2,381,325,943	\$ 2,381,325,943	\$ 2,381,325,943
Supranational	459058JB0	Int'l Bank for Recon and Dev	7/23/2021	4/22/2025	0.63	\$ 40,000,000	\$ 40,086,000	\$ 40,003,267	\$ 39,774,000
Supranational	459053EU4	Int'l Bank for Recon and Dev DN	12/17/2024	4/25/2025	0.00	12,000,000	11,817,250	11,922,083	11,920,080
Supranational	4581X0DN5	Inter-American Development Bank	11/1/2021	7/15/2025	0.63	28,900,000	28,519,098	28,861,684	28,489,042
Supranational	45950VRU2	International Finance Corp	1/26/2023	1/26/2026	4.02	100,000,000	100,000,000	100,000,000	99,606,000
Supranational	45818WDG8	Inter-American Development Bank	8/25/2021	2/27/2026	0.82	19,500,000	19,556,907	19,512,542	18,871,125
Supranational	459058KJ1	Int'l Bank for Recon and Dev	7/17/2024	6/15/2027	3.13	12,323,000	11,934,333	12,017,331	12,045,609
Supranational	4581X0EN4	Inter-American Development Bank	4/9/2024	2/15/2029	4.13	25,000,000	24,630,000	24,698,032	24,932,000
Supranational	4581X0EN4	Inter-American Development Bank	7/17/2024	2/15/2029	4.13	50,000,000	49,827,000	49,850,459	49,864,000
Subtotals					2.82	\$ 287,723,000	\$ 286,370,588	\$ 286,865,399	\$ 285,501,856
Secured Bank Deposit	0660P0999	Bank of America TTX INV Deposit Acc	2/28/2025	3/1/2025	4.35	\$ 103,446,334	\$ 103,446,334	\$ 103,446,334	\$ 103,446,334
Subtotals					4.35	\$ 103,446,334	\$ 103,446,334	\$ 103,446,334	\$ 103,446,334
Grand Totals					3.18	\$ 17,687,753,277	\$ 17,609,507,891	\$ 17,651,623,157	\$ 17,560,046,278

Monthly Investment Earnings

Pooled Fund

For month ended February 28, 2025

Type of Investment	CUSIP	Issuer Name	Par Value	Accrued Interest Earned	(Amortization) / Accretion	Realized Gain/(Loss)	Total Earnings
U.S. Treasuries	912797NJ2	B 0.000 02/25/2025			51,204	\$	51,204
U.S. Treasuries	912797PL5	B 0.000 06/03/2025	50,000,000		128,669		128,669
U.S. Treasuries	912797PR2	B 0.000 06/10/2025	50,000,000		105,125		105,125
U.S. Treasuries	9128284N7	T 2.875 05/15/2028	65,000,000	144,544	73,278		217,823
U.S. Treasuries	9128286B1	T 2.625 02/15/2029	50,000,000	100,692	67,811		168,503
U.S. Treasuries	912828R36	T 1.625 05/15/2026	50,000,000	62,845	(35,110)		27,736
U.S. Treasuries	912828R36	T 1.625 05/15/2026	50,000,000	62,845	(30,742)		32,103
U.S. Treasuries	912828XB1	T 2.125 05/15/2025	50,000,000	82,182	(59,059)		23,123
U.S. Treasuries	912828ZC7	T 1.125 02/28/2025		41,954	(18,891)		23,063
U.S. Treasuries	912828ZC7	T 1.125 02/28/2025		41,954	(18,844)		23,110
U.S. Treasuries	912828ZF0	T 0.500 03/31/2025	50,000,000	19,231	4,274		23,504
U.S. Treasuries	912828ZF0	T 0.500 03/31/2025	50,000,000	19,231	3,110		22,341
U.S. Treasuries	912828ZL7	T 0.375 04/30/2025	50,000,000	14,503	7,466		21,969
U.S. Treasuries	912828ZW3	T 0.250 06/30/2025	50,000,000	9,669	15,278		24,946
U.S. Treasuries	912828ZW3	T 0.250 06/30/2025	50,000,000	9,669	17,025		26,693
U.S. Treasuries	912828ZW3	T 0.250 06/30/2025	50,000,000	9,669	13,328		22,996
U.S. Treasuries	912828ZW3	T 0.250 06/30/2025	50,000,000	9,669	15,149		24,817
U.S. Treasuries	912828ZW3	T 0.250 06/30/2025	50,000,000	9,669	13,890		23,559
U.S. Treasuries	912828ZW3	T 0.250 06/30/2025	50,000,000	9,669	13,323		22,991
U.S. Treasuries	912828ZW3	T 0.250 06/30/2025	50,000,000	9,669	9,825		19,493
U.S. Treasuries	912828ZW3	T 0.250 06/30/2025	50,000,000	9,669	11,675		21,343
U.S. Treasuries	912828ZW3	T 0.250 06/30/2025	50,000,000	9,669	29,509		39,177
U.S. Treasuries	91282CAB7	T 0.250 07/31/2025	50,000,000	9,669	10,404		20,073
U.S. Treasuries	91282CAB7	T 0.250 07/31/2025	50,000,000	9,669	12,253		21,922
U.S. Treasuries	91282CAM3	T 0.250 09/30/2025	50,000,000	9,615	15,566		25,182
U.S. Treasuries	91282CAM3	T 0.250 09/30/2025	50,000,000	9,615	13,179		22,795
U.S. Treasuries	91282CAT8	T 0.250 10/31/2025	50,000,000	9,669	11,488		21,156
U.S. Treasuries	91282CAT8	T 0.250 10/31/2025	50,000,000	9,669	15,148		24,817
U.S. Treasuries	91282CAT8	T 0.250 10/31/2025	50,000,000	9,669	15,648		25,316
U.S. Treasuries	91282CBC4	T 0.375 12/31/2025	50,000,000	14,503	8,620		23,123
U.S. Treasuries	91282CBC4	T 0.375 12/31/2025	50,000,000	14,503	11,531		26,034
U.S. Treasuries	91282CBW0	T 0.750 04/30/2026	50,000,000	29,006	5,354		34,360
U.S. Treasuries	91282CBW0	T 0.750 04/30/2026	50,000,000	29,006	4,281		33,286
U.S. Treasuries	91282CCJ8	T 0.875 06/30/2026	50,000,000	33,840	1,049		34,889
U.S. Treasuries	91282CCJ8	T 0.875 06/30/2026	50,000,000	33,840	(1,087)		32,753
U.S. Treasuries	91282CCJ8	T 0.875 06/30/2026	50,000,000	33,840	(5,366)		28,474
U.S. Treasuries	91282CCJ8	T 0.875 06/30/2026	50,000,000	33,840	(5,093)		28,747
U.S. Treasuries	91282CCJ8	T 0.875 06/30/2026	50,000,000	33,840	(6,358)		27,481
U.S. Treasuries	91282CCJ8	T 0.875 06/30/2026	50,000,000	33,840	(3,768)		30,071
U.S. Treasuries	91282CCJ8	T 0.875 06/30/2026	50,000,000	33,840	1,006		34,846
U.S. Treasuries	91282CCJ8	T 0.875 06/30/2026	50,000,000	33,840	6,613		40,453
U.S. Treasuries	91282CCJ8	T 0.875 06/30/2026	50,000,000	33,840	16,627		50,466
U.S. Treasuries	91282CCW9	T 0.750 08/31/2026	50,000,000	28,989	8,577		37,566
U.S. Treasuries	91282CCZ2	T 0.875 09/30/2026	50,000,000	33,654	4,783		38,437
U.S. Treasuries	91282CCZ2	T 0.875 09/30/2026	50,000,000	33,654	5,054		38,707
U.S. Treasuries	91282CCZ2	T 0.875 09/30/2026	50,000,000	33,654	10,562		44,216
U.S. Treasuries	91282CDK4	T 1.250 11/30/2026	50,000,000	48,077	(1,110)		46,967
U.S. Treasuries	91282CDK4	T 1.250 11/30/2026	50,000,000	48,077	(1,804)		46,273

Monthly Investment Earnings

Pooled Fund

Type of Investment	CUSIP	Issuer Name	Par Value	Accrued Interest Earned	(Amortization) / Accretion	Realized Gain/(Loss)	Total Earnings
U.S. Treasuries	91282CDK4	T 1.250 11/30/2026	50,000,000	48,077	47,928		96,005
U.S. Treasuries	91282CDQ1	T 1.250 12/31/2026	50,000,000	48,343	46,601		94,943
U.S. Treasuries	91282CEF4	T 2.500 03/31/2027	25,000,000	48,077	3,726		51,803
U.S. Treasuries	91282CEW7	T 3.250 06/30/2027	50,000,000	125,691	42,067		167,758
U.S. Treasuries	91282CEW7	T 3.250 06/30/2027	50,000,000	125,691	44,656		170,347
U.S. Treasuries	91282CEW7	T 3.250 06/30/2027	50,000,000	125,691	8,798		134,488
U.S. Treasuries	91282CFJ5	T 3.125 08/31/2029	50,000,000	120,786	14,959		135,745
U.S. Treasuries	91282CFJ5	T 3.125 08/31/2029	65,000,000	157,022	20,856		177,878
U.S. Treasuries	91282CFK2	T 3.500 09/15/2025	50,000,000	135,359	26,885		162,245
U.S. Treasuries	91282CHK0	T 4.000 06/30/2028	50,000,000	154,696	434		155,130
U.S. Treasuries	91282CHK0	T 4.000 06/30/2028	50,000,000	154,696	1,245		155,941
U.S. Treasuries	91282CHK0	T 4.000 06/30/2028	50,000,000	154,696	1,649		156,345
U.S. Treasuries	91282CHK0	T 4.000 06/30/2028	50,000,000	154,696	5,619		160,315
U.S. Treasuries	91282CHK0	T 4.000 06/30/2028	50,000,000	154,696	12,387		167,083
U.S. Treasuries	91282CHK0	T 4.000 06/30/2028	50,000,000	154,696	19,679		174,375
U.S. Treasuries	91282CHL8	T 4.625 06/30/2025	50,000,000	178,867	1,287		180,154
U.S. Treasuries	91282CHX2	T 4.375 08/31/2028	50,000,000	169,100	(1,872)		167,229
U.S. Treasuries	91282CJW2	T 4.000 01/31/2029	65,000,000	201,105	(4,737)		196,368
U.S. Treasuries	91282CKD2	T 4.250 02/28/2029	50,000,000	164,269	3,550		167,819
U.S. Treasuries	91282CKP5	T 4.625 04/30/2029	50,000,000	178,867	(19,898)		158,969
U.S. Treasuries	91282CKP5	T 4.625 04/30/2029	51,000,000	182,445	(7,884)		174,561
U.S. Treasuries	91282CKT7	T 4.500 05/31/2029	50,000,000	173,077	(17,307)		155,770
U.S. Treasuries	91282CKV2	T 4.625 06/15/2027	50,000,000	177,885	(5,146)		172,739
U.S. Treasuries	91282CKV2	T 4.625 06/15/2027	50,000,000	177,885	(7,659)		170,225
U.S. Treasuries	91282CKV2	T 4.625 06/15/2027	50,000,000	177,885	(25,893)		151,992
U.S. Treasuries	91282CLC3	T 4.000 07/31/2029	50,000,000	154,696	(16,617)		138,079
U.S. Treasuries	91282CLC3	T 4.000 07/31/2029	65,000,000	201,105	(8,978)		192,127
U.S. Treasuries	91282CLC3	T 4.000 07/31/2029	50,000,000	154,696	1,790		156,487
U.S. Treasuries	91282CLL3	T 3.375 09/15/2027	50,000,000	130,525	5,575		136,100
U.S. Treasuries	91282CLR0	T 4.125 10/31/2029	50,000,000	159,530	6,043		165,573
U.S. Treasuries	91282CLX7	T 4.125 11/15/2027	61,000,000	118,166	5,194		123,361
U.S. Treasuries	91282CMB4	T 4.000 12/15/2027	50,000,000	153,846	7,198		161,045
U.S. Treasuries	91282CMB4	T 4.000 12/15/2027	50,000,000	153,846	7,348		161,194
Subtotals			\$ 3,947,000,000	\$ 6,232,958	\$ 789,934	\$ -	\$ 7,022,893
Federal Agencies	3130A8ZQ9	FHLB 1.750 09/12/2025	\$ 10,295,000	\$ 15,014	\$ (5,567)	\$	9,447
Federal Agencies	3130AN4A5	FHLB 0.700 06/30/2025	17,680,000	10,313	(1,056)		9,258
Federal Agencies	3130ANMP2	FHLB 1.070 07/27/2026	25,000,000	22,292			22,292
Federal Agencies	3130ANMP2	FHLB 1.070 07/27/2026	25,000,000	22,292			22,292
Federal Agencies	3130ANMP2	FHLB 1.070 07/27/2026	25,000,000	22,292			22,292
Federal Agencies	3130ANMP2	FHLB 1.070 07/27/2026	25,000,000	22,292			22,292
Federal Agencies	3130ANNM8	FHLB 1.050 07/13/2026	25,000,000	21,875			21,875
Federal Agencies	3130ANNM8	FHLB 1.050 07/13/2026	25,000,000	21,875			21,875
Federal Agencies	3130ANNM8	FHLB 1.050 07/13/2026	25,000,000	21,875			21,875
Federal Agencies	3130ANNM8	FHLB 1.050 07/13/2026	25,000,000	21,875			21,875
Federal Agencies	3130ANTG5	FHLB 1.050 08/10/2026	25,000,000	21,875			21,875
Federal Agencies	3130ANTG5	FHLB 1.050 08/10/2026	25,000,000	21,875			21,875
Federal Agencies	3130ANTG5	FHLB 1.050 08/10/2026	25,000,000	21,875			21,875
Federal Agencies	3130ANTG5	FHLB 1.050 08/10/2026	25,000,000	21,875			21,875

Monthly Investment Earnings

Pooled Fund

<u>Type of Investment</u>	<u>CUSIP</u>	<u>Issuer Name</u>	<u>Par Value</u>	<u>Accrued Interest Earned</u>	<u>(Amortization) / Accretion</u>	<u>Realized Gain/(Loss)</u>	<u>Total Earnings</u>
Federal Agencies	3130AP6T7	FHLB 1.075 09/03/2026	25,000,000	22,396			22,396
Federal Agencies	3130AP6T7	FHLB 1.075 09/03/2026	25,000,000	22,396			22,396
Federal Agencies	3130AP6T7	FHLB 1.075 09/03/2026	25,000,000	22,396			22,396
Federal Agencies	3130AP6T7	FHLB 1.075 09/03/2026	25,000,000	22,396			22,396
Federal Agencies	3130APPR0	FHLB 1.430 10/19/2026	25,000,000	29,792			29,792
Federal Agencies	3130APPR0	FHLB 1.430 10/19/2026	25,000,000	29,792			29,792
Federal Agencies	3130APPR0	FHLB 1.430 10/19/2026	25,000,000	29,792			29,792
Federal Agencies	3130APPR0	FHLB 1.430 10/19/2026	25,000,000	29,792			29,792
Federal Agencies	3130AQ7L1	FHLB 1.605 11/16/2026	25,000,000	33,438			33,438
Federal Agencies	3130AQ7L1	FHLB 1.605 11/16/2026	25,000,000	33,438			33,438
Federal Agencies	3130AQ7L1	FHLB 1.605 11/16/2026	25,000,000	33,438			33,438
Federal Agencies	3130AQ7L1	FHLB 1.605 11/16/2026	25,000,000	33,438			33,438
Federal Agencies	3130AQJ95	FHLB 1.645 12/14/2026	25,000,000	34,271			34,271
Federal Agencies	3130AQJ95	FHLB 1.645 12/14/2026	25,000,000	34,271			34,271
Federal Agencies	3130AQJ95	FHLB 1.645 12/14/2026	25,000,000	34,271			34,271
Federal Agencies	3130AQJ95	FHLB 1.645 12/14/2026	25,000,000	34,271			34,271
Federal Agencies	3130ARB59	FHLB 2.350 03/08/2027	25,000,000	48,958			48,958
Federal Agencies	3130ARB59	FHLB 2.350 03/08/2027	25,000,000	48,958			48,958
Federal Agencies	3130ARB59	FHLB 2.350 03/08/2027	25,000,000	48,958			48,958
Federal Agencies	3130ARB59	FHLB 2.350 03/08/2027	25,000,000	48,958			48,958
Federal Agencies	3130ASG86	FHLB 3.375 06/13/2025	12,700,000	35,719	(2,841)		32,877
Federal Agencies	3130ASG86	FHLB 3.375 06/13/2025	11,940,000	33,581	(1,614)		31,967
Federal Agencies	3130ASGU7	FHLB 3.500 06/11/2027	12,375,000	36,094	(2,785)		33,309
Federal Agencies	3130ASGU7	FHLB 3.500 06/11/2027	10,000,000	29,167	(2,216)		26,951
Federal Agencies	3130ASGU7	FHLB 3.500 06/11/2027	21,725,000	63,365	(4,568)		58,796
Federal Agencies	3130ATHX8	FHLB 4.125 09/14/2029	15,000,000	51,563	(6,065)		45,498
Federal Agencies	3130ATHX8	FHLB 4.125 09/14/2029	15,000,000	51,563	(759)		50,803
Federal Agencies	3130ATHX8	FHLB 4.125 09/14/2029	15,000,000	51,563	(679)		50,883
Federal Agencies	3130ATHX8	FHLB 4.125 09/14/2029	25,590,000	87,966	(1,159)		86,807
Federal Agencies	3130ATST5	FHLB 4.375 06/13/2025	10,000,000	36,458	(2,373)		34,085
Federal Agencies	3130ATST5	FHLB 4.375 06/13/2025	9,915,000	36,148	(2,222)		33,926
Federal Agencies	3130ATST5	FHLB 4.375 06/13/2025	25,500,000	92,969	(4,558)		88,411
Federal Agencies	3130ATST5	FHLB 4.375 06/13/2025	3,000,000	10,938	(449)		10,488
Federal Agencies	3130ATST5	FHLB 4.375 06/13/2025	10,000,000	36,458	(1,319)		35,139
Federal Agencies	3130ATST5	FHLB 4.375 06/13/2025	24,000,000	87,500	(2,934)		84,566
Federal Agencies	3130AUTC8	FHLB 4.010 02/06/2026	21,100,000	70,509	2,935		73,444
Federal Agencies	3130AUVZ4	FHLB 4.500 02/13/2025		75,000	1,289		76,289
Federal Agencies	3130AV7L0	FHLB 5.000 02/28/2025		93,750	1,224		94,974
Federal Agencies	3130AV7L0	FHLB 5.000 02/28/2025		131,250	1,713		132,963
Federal Agencies	3130AVBD3	FHLB 4.500 03/09/2029	25,000,000	93,750	(292)		93,458
Federal Agencies	3130AVWS7	FHLB 3.750 06/12/2026	17,045,000	53,266	1,327		54,593
Federal Agencies	3130AVWS7	FHLB 3.750 06/12/2026	20,000,000	62,500	1,517		64,017
Federal Agencies	3130AWAH3	FHLB 4.000 06/12/2026	15,000,000	50,000	2,546		52,546
Federal Agencies	3130AWAH3	FHLB 4.000 06/12/2026	10,000,000	33,333	1,662		34,995
Federal Agencies	3130AWER7	FHLB 4.625 06/06/2025	25,000,000	96,354	801		97,156
Federal Agencies	3130AWER7	FHLB 4.625 06/06/2025	15,000,000	57,813	481		58,293
Federal Agencies	3130AWER7	FHLB 4.625 06/06/2025	52,000,000	200,417	1,667		202,084
Federal Agencies	3130AWER7	FHLB 4.625 06/06/2025	10,000,000	38,542	321		38,862
Federal Agencies	3130AWLY4	FHLB 5.125 06/13/2025	48,150,000	205,641	(3,737)		201,903

Monthly Investment Earnings

Pooled Fund

<u>Type of Investment</u>	<u>CUSIP</u>	<u>Issuer Name</u>	<u>Par Value</u>	<u>Accrued Interest Earned</u>	<u>(Amortization) / Accretion</u>	<u>Realized Gain/(Loss)</u>	<u>Total Earnings</u>
Federal Agencies	3130AWLY4	FHLB 5.125 06/13/2025	10,800,000	46,125	(733)		45,392
Federal Agencies	3130AWLZ1	FHLB 4.750 06/12/2026	50,000,000	197,917	3,775		201,692
Federal Agencies	3130AX4E5	FHLB 4.500 06/11/2027	11,000,000	41,250	1,565		42,815
Federal Agencies	3130AXB31	FHLB 4.875 03/13/2026	10,000,000	40,625	1,497		42,122
Federal Agencies	3130AXB31	FHLB 4.875 03/13/2026	10,000,000	40,625	1,601		42,226
Federal Agencies	3130AXB31	FHLB 4.875 03/13/2026	10,000,000	40,625	1,601		42,226
Federal Agencies	3130AXB31	FHLB 4.875 03/13/2026	36,730,000	149,216	(2,897)		146,319
Federal Agencies	3130AXB31	FHLB 4.875 03/13/2026	25,000,000	101,563	(2,129)		99,434
Federal Agencies	3130AXCP1	FHLB 4.875 09/11/2026	11,895,000	48,323	1,931		50,255
Federal Agencies	3130AXU63	FHLB 4.625 11/17/2026	50,000,000	192,708	2,261		194,969
Federal Agencies	3130AYPN0	FHLB 4.125 01/15/2027	12,000,000	41,250	699		41,949
Federal Agencies	3130AYPN0	FHLB 4.125 01/15/2027	25,000,000	85,938	1,456		87,393
Federal Agencies	3130AYPN0	FHLB 4.125 01/15/2027	29,350,000	100,891	1,709		102,600
Federal Agencies	3130AYPN0	FHLB 4.125 01/15/2027	50,000,000	171,875	2,911		174,786
Federal Agencies	3130B0TY5	FHLB 4.750 04/09/2027	20,000,000	79,167	1,353		80,519
Federal Agencies	3130B0TY5	FHLB 4.750 04/09/2027	17,000,000	67,292	1,150		68,441
Federal Agencies	3130B0TY5	FHLB 4.750 04/09/2027	48,000,000	190,000	3,246		193,246
Federal Agencies	3130B0TY5	FHLB 4.750 04/09/2027	40,000,000	158,333	2,705		161,039
Federal Agencies	3130B1BT3	FHLB 4.875 06/12/2026	13,485,000	54,783	(777)		54,006
Federal Agencies	3130B1EF0	FHLB 4.625 06/11/2027	20,700,000	79,781	(2,512)		77,269
Federal Agencies	3130B2KJ3	FHLB 4.625 09/04/2029	50,000,000	192,708			192,708
Federal Agencies	3130B2KJ3	FHLB 4.625 09/04/2029	25,000,000	96,354			96,354
Federal Agencies	3130B2KJ3	FHLB 4.625 09/04/2029	25,000,000	96,354			96,354
Federal Agencies	3130B2PJ8	FHLB 3.625 09/04/2026	25,000,000	75,521	1,291		76,812
Federal Agencies	3130B2PJ8	FHLB 3.625 09/04/2026	50,000,000	151,042	2,583		153,624
Federal Agencies	3130B2PJ8	FHLB 3.625 09/04/2026	19,000,000	57,396	981		58,377
Federal Agencies	3130B2PJ8	FHLB 3.625 09/04/2026	25,900,000	78,240	1,338		79,577
Federal Agencies	3130B2TG0	FHLB 4.375 09/24/2029	25,000,000	91,146			91,146
Federal Agencies	3130B2TG0	FHLB 4.375 09/24/2029	25,000,000	91,146			91,146
Federal Agencies	3130B2TG0	FHLB 4.375 09/24/2029	65,000,000	236,979			236,979
Federal Agencies	3130B2XR1	FHLB 4.010 07/02/2029	65,000,000	217,208			217,208
Federal Agencies	3130B2XR1	FHLB 4.010 07/02/2029	25,000,000	83,542			83,542
Federal Agencies	3130B2XR1	FHLB 4.010 07/02/2029	25,000,000	83,542			83,542
Federal Agencies	3130B3A29	FHLB 4.000 10/09/2026	15,000,000	50,000	121		50,121
Federal Agencies	3130B3A29	FHLB 4.000 10/09/2026	25,000,000	83,333	202		83,535
Federal Agencies	3130B3A29	FHLB 4.000 10/09/2026	25,000,000	83,333	202		83,535
Federal Agencies	3130B3A29	FHLB 4.000 10/09/2026	50,000,000	166,667	404		167,071
Federal Agencies	3130B3GD9	FHLB 4.000 11/27/2028	47,025,000	156,750	1,590		158,340
Federal Agencies	313385CR5	FHDN 0.000 03/05/2025	21,000,000		44,835		44,835
Federal Agencies	313385CS3	FHDN 0.000 03/06/2025	30,000,000		63,600		63,600
Federal Agencies	3133ELQY3	FFCB 1.210 03/03/2025	24,000,000	24,200	554		24,754
Federal Agencies	3133ELQY3	FFCB 1.210 03/03/2025	16,000,000	16,133	144		16,277
Federal Agencies	3133EM4X7	FFCB 0.800 09/10/2026	28,975,000	19,317	78,186		97,502
Federal Agencies	3133EMWT5	FFCB 0.600 04/21/2025	50,000,000	25,000	508		25,508
Federal Agencies	3133EMZ21	FFCB 0.690 04/06/2026	15,500,000	8,913	689		9,601
Federal Agencies	3133EN2L3	FFCB 4.125 05/17/2027	21,000,000	72,188	222		72,409
Federal Agencies	3133EN2L3	FFCB 4.125 05/17/2027	5,000,000	17,188	59		17,246
Federal Agencies	3133EN2L3	FFCB 4.125 05/17/2027	4,650,000	15,984	55		16,039
Federal Agencies	3133EN2L3	FFCB 4.125 05/17/2027	25,000,000	85,938	294		86,232

Monthly Investment Earnings

Pooled Fund

<u>Type of Investment</u>	<u>CUSIP</u>	<u>Issuer Name</u>	<u>Par Value</u>	<u>Accrued Interest Earned</u>	<u>(Amortization) / Accretion</u>	<u>Realized Gain/(Loss)</u>	<u>Total Earnings</u>
Federal Agencies	3133EN4B3	FFCB 4.250 06/13/2025	15,000,000	53,125	356		53,481
Federal Agencies	3133EN4B3	FFCB 4.250 06/13/2025	15,000,000	53,125	313		53,438
Federal Agencies	3133EN4B3	FFCB 4.250 06/13/2025	15,000,000	53,125	336		53,461
Federal Agencies	3133EN5E6	FFCB 4.000 12/29/2025	15,000,000	50,000	1,157		51,157
Federal Agencies	3133EN5E6	FFCB 4.000 12/29/2025	25,000,000	83,333	1,948		85,281
Federal Agencies	3133EN5E6	FFCB 4.000 12/29/2025	20,000,000	66,667	1,543		68,210
Federal Agencies	3133EN6A3	FFCB 4.000 01/13/2026	30,000,000	100,000	582		100,582
Federal Agencies	3133EN6A3	FFCB 4.000 01/13/2026	20,000,000	66,667	450		67,116
Federal Agencies	3133ENEG1	FFCB 1.050 11/17/2025	55,000,000	48,125	1,476		49,601
Federal Agencies	3133ENEG1	FFCB 1.050 11/17/2025	39,675,000	34,716	1,011		35,727
Federal Agencies	3133ENHM5	FFCB 1.170 12/16/2025	45,000,000	43,875	880		44,755
Federal Agencies	3133ENHM5	FFCB 1.170 12/16/2025	50,000,000	48,750	977		49,727
Federal Agencies	3133ENJ35	FFCB 3.320 02/25/2026	35,000,000	96,833	926		97,760
Federal Agencies	3133ENRD4	FFCB 1.680 03/10/2027	48,573,000	68,002	17,554		85,556
Federal Agencies	3133ENTS9	FFCB 2.600 04/05/2027	24,500,000	53,083	1,887		54,970
Federal Agencies	3133ENTS9	FFCB 2.600 04/05/2027	22,500,000	48,750	1,652		50,402
Federal Agencies	3133ENTS9	FFCB 2.600 04/05/2027	25,000,000	54,167	3,007		57,174
Federal Agencies	3133ENUD0	FFCB 2.640 04/08/2026	20,000,000	44,000	744		44,744
Federal Agencies	3133ENUD0	FFCB 2.640 04/08/2026	30,000,000	66,000	1,115		67,115
Federal Agencies	3133ENXE5	FFCB 2.850 05/23/2025	6,000,000	14,250	215		14,465
Federal Agencies	3133ENXE5	FFCB 2.850 05/23/2025	20,000,000	47,500	715		48,215
Federal Agencies	3133ENYQ7	FFCB 2.950 06/13/2025	50,000,000	122,917	626		123,543
Federal Agencies	3133ENZK9	FFCB 3.240 06/28/2027	27,865,000	75,236	(3,607)		71,629
Federal Agencies	3133EP5K7	FFCB 4.500 03/13/2026	50,000,000	187,500	9,544		197,044
Federal Agencies	3133EP5S0	FFCB 4.250 03/20/2028	4,971,000	17,606	1,056		18,661
Federal Agencies	3133EP5U5	FFCB 4.125 03/20/2029	51,660,000	177,581	10,098		187,679
Federal Agencies	3133EP6K6	FFCB 4.500 03/26/2027	50,000,000	187,500	2,316		189,816
Federal Agencies	3133EPAG0	FFCB 4.250 02/10/2025		31,742	1,957		33,699
Federal Agencies	3133EPAG0	FFCB 4.250 02/10/2025		10,625	650		11,275
Federal Agencies	3133EPBJ3	FFCB 4.375 02/23/2026	50,000,000	182,292	2,095		184,387
Federal Agencies	3133EPBJ3	FFCB 4.375 02/23/2026	25,000,000	91,146	1,188		92,334
Federal Agencies	3133EPBJ3	FFCB 4.375 02/23/2026	28,000,000	102,083	1,173		103,256
Federal Agencies	3133EPBM6	FFCB 4.125 08/23/2027	10,000,000	34,375	443		34,818
Federal Agencies	3133EPC45	FFCB 4.625 11/13/2028	12,000,000	46,250	245		46,495
Federal Agencies	3133EPC45	FFCB 4.625 11/13/2028	20,000,000	77,083	435		77,519
Federal Agencies	3133EPC45	FFCB 4.625 11/13/2028	55,000,000	211,979	1,191		213,170
Federal Agencies	3133EPC60	FFCB 4.625 11/15/2027	27,950,000	107,724	2,223		109,947
Federal Agencies	3133EPC60	FFCB 4.625 11/15/2027	33,300,000	128,344	2,655		130,999
Federal Agencies	3133EPDL6	FFCB 4.850 10/01/2025	50,000,000	202,083			202,083
Federal Agencies	3133EPJX4	FFCB 3.625 02/17/2026	30,000,000	90,625	2,628		93,253
Federal Agencies	3133EPJX4	FFCB 3.625 02/17/2026	25,000,000	75,521	1,988		77,509
Federal Agencies	3133EPKA2	FFCB 4.000 08/18/2025	26,500,000	88,333	550		88,883
Federal Agencies	3133EPKA2	FFCB 4.000 08/18/2025	30,000,000	100,000	623		100,623
Federal Agencies	3133EPKA2	FFCB 4.000 08/18/2025	25,000,000	83,333	612		83,946
Federal Agencies	3133EPMU6	FFCB 4.250 06/15/2026	30,000,000	106,250	1,242		107,492
Federal Agencies	3133EPMU6	FFCB 4.250 06/15/2026	20,000,000	70,833	787		71,620
Federal Agencies	3133EPMU6	FFCB 4.250 06/15/2026	24,700,000	87,479	1,527		89,006
Federal Agencies	3133EPMV4	FFCB 4.125 06/15/2027	28,940,000	99,481	538		100,019
Federal Agencies	3133EPNG6	FFCB 4.375 06/23/2026	50,000,000	182,292	677		182,969

Monthly Investment Earnings

Pooled Fund

<u>Type of Investment</u>	<u>CUSIP</u>	<u>Issuer Name</u>	<u>Par Value</u>	<u>Accrued Interest Earned</u>	<u>(Amortization) / Accretion</u>	<u>Realized Gain/(Loss)</u>	<u>Total Earnings</u>
Federal Agencies	3133EPNG6	FFCB 4.375 06/23/2026	25,000,000	91,146	339		91,484
Federal Agencies	3133EPNG6	FFCB 4.375 06/23/2026	25,000,000	91,146	339		91,484
Federal Agencies	3133EPP66	FFCB 4.000 05/20/2027	31,000,000	103,333	2,116		105,449
Federal Agencies	3133EPP66	FFCB 4.000 05/20/2027	58,850,000	196,167	4,215		200,382
Federal Agencies	3133EPSK2	FFCB 4.250 08/07/2028	19,500,000	69,063	1,345		70,407
Federal Agencies	3133EPSW6	FFCB 4.500 08/14/2026	50,000,000	187,500	2,938		190,438
Federal Agencies	3133EPUN3	FFCB 4.500 08/28/2028	10,000,000	37,500	320		37,820
Federal Agencies	3133EPUN3	FFCB 4.500 08/28/2028	25,000,000	93,750	866		94,616
Federal Agencies	3133EPUN3	FFCB 4.500 08/28/2028	15,000,000	56,250	570		56,820
Federal Agencies	3133EPUN3	FFCB 4.500 08/28/2028	33,000,000	123,750	1,457		125,207
Federal Agencies	3133EPVP7	FFCB 4.750 07/08/2026	19,000,000	75,208	412		75,620
Federal Agencies	3133EPVP7	FFCB 4.750 07/08/2026	10,000,000	39,583	225		39,808
Federal Agencies	3133EPVP7	FFCB 4.750 07/08/2026	21,000,000	83,125	466		83,591
Federal Agencies	3133EPVY8	FFCB 5.000 09/15/2025	8,230,000	34,292	227		34,519
Federal Agencies	3133EPVY8	FFCB 5.000 09/15/2025	15,000,000	62,500	695		63,195
Federal Agencies	3133EPVY8	FFCB 5.000 09/15/2025	20,000,000	83,333	927		84,260
Federal Agencies	3133EPX91	FFCB 4.125 01/25/2027	35,000,000	120,313	1,127		121,439
Federal Agencies	3133EPX91	FFCB 4.125 01/25/2027	50,000,000	171,875	1,712		173,587
Federal Agencies	3133EPX91	FFCB 4.125 01/25/2027	25,000,000	85,938	805		86,742
Federal Agencies	3133EPX91	FFCB 4.125 01/25/2027	10,000,000	34,375	342		34,717
Federal Agencies	3133EPX91	FFCB 4.125 01/25/2027	5,000,000	17,188	183		17,370
Federal Agencies	3133EPYW9	FFCB 5.125 10/20/2025	50,000,000	213,542	1,073		214,614
Federal Agencies	3133EPYW9	FFCB 5.125 10/20/2025	25,000,000	106,771	555		107,326
Federal Agencies	3133EPYW9	FFCB 5.125 10/20/2025	35,000,000	149,479	1,059		150,538
Federal Agencies	3133EPYW9	FFCB 5.125 10/20/2025	24,000,000	102,500	2,933		105,433
Federal Agencies	3133EPZA6	FFCB 4.875 10/20/2026	30,000,000	121,875	4,238		126,113
Federal Agencies	3133EPZA6	FFCB 4.875 10/20/2026	14,000,000	56,875	2,429		59,304
Federal Agencies	3133EPZY4	FFCB 5.000 07/30/2026	25,000,000	104,167	1,764		105,931
Federal Agencies	3133EPZY4	FFCB 5.000 07/30/2026	3,000,000	12,500	225		12,725
Federal Agencies	3133EPZY4	FFCB 5.000 07/30/2026	9,615,000	40,063	721		40,784
Federal Agencies	3133EPZY4	FFCB 5.000 07/30/2026	16,000,000	66,667	1,200		67,867
Federal Agencies	3133ER2Z3	FFCB 4.250 11/03/2027	41,880,000	133,493	56		133,549
Federal Agencies	3133ER2Z3	FFCB 4.250 11/03/2027	5,000,000	15,938	16		15,954
Federal Agencies	3133ER4A6	FFCB 4.250 02/18/2027	30,000,000	46,042	488		46,530
Federal Agencies	3133ER4A6	FFCB 4.250 02/18/2027	25,000,000	38,368	388		38,756
Federal Agencies	3133ER4A6	FFCB 4.250 02/18/2027	2,000,000	3,069	32		3,102
Federal Agencies	3133ERD24	FFCB 4.250 02/18/2027	30,000,000	106,250	562		106,812
Federal Agencies	3133ERDH1	FFCB 4.750 04/30/2029	63,085,000	249,711	(10,454)		239,257
Federal Agencies	3133ERDH1	FFCB 4.750 04/30/2029	27,892,000	110,406	(4,617)		105,789
Federal Agencies	3133ERDH1	FFCB 4.750 04/30/2029	30,000,000	118,750	(4,888)		113,862
Federal Agencies	3133ERDS7	FFCB 4.750 05/06/2027	12,727,000	50,378	(341)		50,037
Federal Agencies	3133ERGL9	FFCB 4.500 06/07/2028	15,000,000	56,250	103		56,353
Federal Agencies	3133ERGL9	FFCB 4.500 06/07/2028	20,000,000	75,000	(730)		74,270
Federal Agencies	3133ERGL9	FFCB 4.500 06/07/2028	14,934,000	56,003	(545)		55,457
Federal Agencies	3133ERGS4	FFCB 4.250 06/11/2029	10,000,000	35,417	501		35,918
Federal Agencies	3133ERGS4	FFCB 4.250 06/11/2029	10,000,000	35,417	501		35,918
Federal Agencies	3133ERGS4	FFCB 4.250 06/11/2029	20,000,000	70,833	1,002		71,835
Federal Agencies	3133ERGS4	FFCB 4.250 06/11/2029	10,000,000	35,417	501		35,918
Federal Agencies	3133ERGS4	FFCB 4.250 06/11/2029	29,000,000	102,708	1,179		103,888

Monthly Investment Earnings

Pooled Fund

<u>Type of Investment</u>	<u>CUSIP</u>	<u>Issuer Name</u>	<u>Par Value</u>	<u>Accrued Interest Earned</u>	<u>(Amortization) / Accretion</u>	<u>Realized Gain/(Loss)</u>	<u>Total Earnings</u>
Federal Agencies	3133ERHD6	FFCB 4.875 06/12/2026	32,000,000	130,000	(1,980)		128,020
Federal Agencies	3133ERHD6	FFCB 4.875 06/12/2026	20,000,000	81,250	(1,176)		80,074
Federal Agencies	3133ERHN4	FFCB 4.250 10/20/2028	38,000,000	134,583	3,798		138,381
Federal Agencies	3133ERHN4	FFCB 4.250 10/20/2028	5,000,000	17,708	493		18,202
Federal Agencies	3133ERJ51	FFCB 4.125 12/10/2027	38,343,000	131,804	2,970		134,774
Federal Agencies	3133ERJ51	FFCB 4.125 12/10/2027	25,505,000	87,673	1,969		89,643
Federal Agencies	3133ERJ51	FFCB 4.125 12/10/2027	21,000,000	72,188	1,627		73,814
Federal Agencies	3133ERJ51	FFCB 4.125 12/10/2027	33,000,000	113,438	2,752		116,189
Federal Agencies	3133ERJZ5	FFCB 4.500 06/28/2027	30,000,000	112,500	362		112,862
Federal Agencies	3133ERKM2	FFCB 4.500 07/08/2027	25,000,000	93,750	(851)		92,899
Federal Agencies	3133ERKM2	FFCB 4.500 07/08/2027	25,000,000	93,750	(653)		93,097
Federal Agencies	3133ERKX8	FFCB 4.250 07/12/2029	20,000,000	70,833	166		70,999
Federal Agencies	3133ERMB4	FFCB 4.250 07/23/2027	10,000,000	35,417	90		35,506
Federal Agencies	3133ERMB4	FFCB 4.250 07/23/2027	15,000,000	53,125	134		53,259
Federal Agencies	3133ERT84	FFCB 4.250 01/14/2028	29,750,000	105,365	4,450		109,815
Federal Agencies	3133ERVR9	FFCB 3.500 07/01/2027	55,000,000	160,417	2,086		162,503
Federal Agencies	3133ERWR8	FFCB 3.500 01/07/2027	12,500,000	36,458	4,306		40,764
Federal Agencies	3133ERXJ5	FFCB 3.875 10/15/2027	8,000,000	25,833	98		25,932
Federal Agencies	3133ERXJ5	FFCB 3.875 10/15/2027	5,000,000	16,146	70		16,216
Federal Agencies	3133ERZ46	FFCB 4.250 01/28/2028	50,000,000	177,083	654		177,737
Federal Agencies	3133ERZ46	FFCB 4.250 01/28/2028	47,000,000	166,458	615		167,073
Federal Agencies	3134H16K4	FHLMC 5.380 07/09/2029	25,000,000	112,083			112,083
Federal Agencies	3134H16K4	FHLMC 5.380 07/09/2029	65,000,000	291,417			291,417
Federal Agencies	3134H16K4	FHLMC 5.380 07/09/2029	25,000,000	112,083			112,083
Federal Agencies	3134HARP0	FHLMC 5.130 10/15/2029	65,000,000	277,875			277,875
Federal Agencies	3134HARP0	FHLMC 5.130 10/15/2029	25,000,000	106,875			106,875
Federal Agencies	3134HARP0	FHLMC 5.130 10/15/2029	25,000,000	106,875			106,875
Federal Agencies	3135G03U5	FNMA 0.625 04/22/2025	50,000,000	26,042	(2,191)		23,850
Federal Agencies	3135G03U5	FNMA 0.625 04/22/2025	37,938,000	19,759			32,729
Federal Agencies	3135G03U5	FNMA 0.625 04/22/2025	50,000,000	26,042	17,197		43,239
Federal Agencies	3135G04Z3	FNMA 0.500 06/17/2025	10,000,000	4,167	4,577		8,744
Federal Agencies	3135G04Z3	FNMA 0.500 06/17/2025	4,655,000	1,940	2,140		4,080
Federal Agencies	3135G05X7	FNMA 0.375 08/25/2025	72,500,000	22,656	10,879		33,536
Federal Agencies	3135G05X7	FNMA 0.375 08/25/2025	25,000,000	7,813	5,407		13,220
Federal Agencies	3135GANG2	FNMA 5.130 02/18/2028		92,625			92,625
Federal Agencies	3135GANG2	FNMA 5.130 02/18/2028		46,313			46,313
Federal Agencies	3135GANG2	FNMA 5.130 02/18/2028		46,313			46,313
Federal Agencies	3135GAYW5	FNMA 5.200 11/21/2029	65,000,000	281,667			281,667
Federal Agencies	3135GAYW5	FNMA 5.200 11/21/2029	25,000,000	108,333			108,333
Federal Agencies	3135GAYW5	FNMA 5.200 11/21/2029	25,000,000	108,333			108,333
Federal Agencies	3136GA3D9	FNMA 5.060 12/10/2029	65,000,000	274,083			274,083
Federal Agencies	3136GA3D9	FNMA 5.060 12/10/2029	25,000,000	105,417			105,417
Federal Agencies	3136GA3D9	FNMA 5.060 12/10/2029	25,000,000	105,417			105,417
Federal Agencies	3136GA3N7	FNMA 5.045 12/27/2029	20,000,000	84,083			84,083
Federal Agencies	3136GA3N7	FNMA 5.045 12/27/2029	62,000,000	260,658			260,658
Federal Agencies	3136GA3N7	FNMA 5.045 12/27/2029	20,000,000	84,083			84,083
Federal Agencies	3136GA3N7	FNMA 5.045 12/27/2029	20,000,000	84,083			84,083
Federal Agencies	3136GAAR0	FNMA 4.690 02/07/2028	25,000,000	55,368			55,368
Federal Agencies	3136GAAR0	FNMA 4.690 02/07/2028	50,000,000	110,736			110,736

Monthly Investment Earnings

Pooled Fund

<u>Type of Investment</u>	<u>CUSIP</u>	<u>Issuer Name</u>	<u>Par Value</u>	<u>Accrued Interest Earned</u>	<u>(Amortization) / Accretion</u>	<u>Realized Gain/(Loss)</u>	<u>Total Earnings</u>
Federal Agencies	3136GAAR0	FNMA 4.690 02/07/2028	25,000,000	55,368			55,368
Federal Agencies	3136GAAR0	FNMA 4.690 02/07/2028	25,000,000	55,368			55,368
Federal Agencies	3136GAAR0	FNMA 4.690 02/07/2028	25,000,000	55,368			55,368
Federal Agencies	3137EAEP0	FHLMC 1.500 02/12/2025		6,875	70		6,945
Federal Agencies	3137EAEP0	FHLMC 1.500 02/12/2025		2,292	23		2,315
Federal Agencies	3137EAEP0	FHLMC 1.500 02/12/2025		2,292	23		2,315
Federal Agencies	3137EAEP0	FHLMC 1.500 02/12/2025		2,292	23		2,315
Federal Agencies	3137EAEP0	FHLMC 1.500 02/12/2025		22,917	232		23,149
Federal Agencies	3137EAEP0	FHLMC 1.500 02/12/2025		24,536	(15,146)		9,389
Federal Agencies	3137EAEX3	FHLMC 0.375 09/23/2025	22,600,000	7,063	5,126		12,189
Subtotals			\$ 6,762,663,000	\$ 20,729,301	\$ 357,746	\$ -	\$ 21,087,048
Public Time Deposits	PPGJLMRN0	BRIDGE 4.350 06/16/2025	\$ 10,000,000	\$ 33,370			\$ 33,370
Public Time Deposits	PPGNJX1B4	BKSANF 4.370 03/13/2025	10,000,000	33,989			33,989
Public Time Deposits	PPGQ38MB6	FIVSTR 4.500 05/21/2025	20,000,000	70,000			70,000
Public Time Deposits	PPGR18NT6	BRIDGE 4.500 07/14/2025	10,000,000	32,986			32,986
Public Time Deposits	PPGS0AR58	BKSANF 4.320 04/07/2025	10,000,000	33,600			33,600
Subtotals			\$ 60,000,000	\$ 203,945	\$ -	\$ -	\$ 203,945
Negotiable CDs	06367DJY2	BMOCHG 5.470 05/05/2025	\$ 50,000,000	\$ 212,722			\$ 212,722
Negotiable CDs	06367DL94	BMOCHG 5.410 02/24/2025		262,686			262,686
Negotiable CDs	06367DLL7	BMOCHG 4.870 03/12/2025	90,000,000	340,900			340,900
Negotiable CDs	06367DM44	BMOCHG 4.250 06/30/2025	100,000,000	330,556			330,556
Negotiable CDs	06367DMT9	BMOCHG 4.560 06/16/2025	115,000,000	407,867			407,867
Negotiable CDs	06367DMU6	BMOCHG 4.590 08/11/2025	65,000,000	232,050			232,050
Negotiable CDs	06367DMX0	BMOCHG 4.570 10/24/2025	50,000,000	177,722			177,722
Negotiable CDs	06367DN84	BMOCHG 4.580 07/02/2025	50,000,000	178,111			178,111
Negotiable CDs	06367DN92	BMOCHG 4.530 09/22/2025	50,000,000	176,167			176,167
Negotiable CDs	06367DNE1	BMOCHG 4.460 06/23/2025	50,000,000	173,444			173,444
Negotiable CDs	06367DNG6	BMOCHG 4.460 06/27/2025	50,000,000	173,444			173,444
Negotiable CDs	06367DNQ4	BMOCHG 4.450 07/30/2025	50,000,000	173,056			173,056
Negotiable CDs	13606DAG7	CIBCNY 4.250 06/30/2025	100,000,000	330,556			330,556
Negotiable CDs	13606DCE0	CIBCNY 4.550 10/24/2025	50,000,000	176,944			176,944
Negotiable CDs	13606DCT7	CIBCNY 4.580 07/02/2025	50,000,000	178,111			178,111
Negotiable CDs	13606DCU4	CIBCNY 4.560 06/02/2025	25,000,000	88,667			88,667
Negotiable CDs	13606DCV2	CIBCNY 4.530 09/22/2025	75,000,000	264,250			264,250
Negotiable CDs	13606DDU3	CIBCNY 4.500 07/23/2025	75,000,000	262,500			262,500
Negotiable CDs	13606DFF4	CIBCNY 4.420 09/24/2025	110,000,000	324,133			324,133
Negotiable CDs	13606K5B8	CIBCNY 5.410 02/24/2025		172,819			172,819
Negotiable CDs	78015J2U0	RY 4.530 07/28/2025	115,000,000	405,183			405,183
Negotiable CDs	78015J2Y2	RY 4.550 09/08/2025	65,000,000	230,028			230,028
Negotiable CDs	78015J3L9	RY 4.510 11/20/2025	60,000,000	210,467			210,467
Negotiable CDs	78015J3U9	RY 4.560 11/19/2025	50,000,000	177,333			177,333
Negotiable CDs	78015J5G8	RY 4.560 06/02/2025	100,000,000	354,667			354,667
Negotiable CDs	78015JAG2	RY 4.430 07/14/2025	72,000,000	248,080			248,080
Negotiable CDs	78015JC47	RY 4.410 08/11/2025	66,000,000	226,380			226,380
Negotiable CDs	78015JTB3	RY 5.090 07/14/2025	50,000,000	197,944			197,944
Negotiable CDs	78015JVF1	RY 4.610 07/01/2025	50,000,000	179,278			179,278
Negotiable CDs	78015JWF0	RY 4.220 06/24/2025	100,000,000	328,222			328,222

Monthly Investment Earnings Pooled Fund

<u>Type of Investment</u>	<u>CUSIP</u>	<u>Issuer Name</u>	<u>Par Value</u>	<u>Accrued Interest Earned</u>	<u>(Amortization) / Accretion</u>	<u>Realized Gain/(Loss)</u>	<u>Total Earnings</u>
Negotiable CDs	89115BSZ4	TDNY 5.550 04/09/2025	50,000,000	215,833			215,833
Negotiable CDs	89115DPK6	TDNY 4.490 10/24/2025	100,000,000	274,389			274,389
Negotiable CDs	89115DQ33	TDNY 4.430 06/20/2025	15,000,000	35,071			35,071
Negotiable CDs	89115DQ74	TDNY 4.440 06/23/2025	45,000,000	105,450			105,450
Negotiable CDs	89115DQB5	TDNY 4.450 07/01/2025	35,000,000	82,201			82,201
Negotiable CDs	89115DQF6	TDNY 4.450 07/03/2025	20,000,000	46,972			46,972
Negotiable CDs	89115DQT6	TDNY 4.540 01/12/2026	100,000,000	201,778			201,778
Negotiable CDs	89115DR65	TDNY 5.470 05/05/2025	65,000,000	276,539			276,539
Subtotals			\$ 2,363,000,000	\$ 8,432,521	\$ -	\$ -	\$ 8,432,521
Commercial Paper	14912DQ36	CATFIN 0.000 03/03/2025	\$ 100,000,000		\$ 96,222		\$ 96,222
Commercial Paper	14912DQ36	CATFIN 0.000 03/03/2025	25,000,000		24,056		24,056
Commercial Paper	46590DSK7	JPMSCP 0.000 05/19/2025	72,000,000		246,400		246,400
Commercial Paper	62479LPC3	MUFGBK 0.000 02/12/2025			22,489		22,489
Commercial Paper	62479LPL3	MUFGBK 0.000 02/20/2025			141,867		141,867
Commercial Paper	62479LPM1	MUFGBK 0.000 02/21/2025			22,844		22,844
Commercial Paper	62479LQA6	MUFGBK 0.000 03/10/2025	25,000,000		99,361		99,361
Commercial Paper	62479LQE8	MUFGBK 0.000 03/14/2025	50,000,000		199,111		199,111
Commercial Paper	62479LQE8	MUFGBK 0.000 03/14/2025	26,000,000		103,336		103,336
Commercial Paper	62479LQE8	MUFGBK 0.000 03/14/2025	70,000,000		248,811		248,811
Commercial Paper	62479LQM0	MUFGBK 0.000 03/21/2025	15,000,000		59,500		59,500
Commercial Paper	62479LQQ1	MUFGBK 0.000 03/24/2025	10,000,000		35,311		35,311
Commercial Paper	62479LQS7	MUFGBK 0.000 03/26/2025	47,000,000		165,962		165,962
Commercial Paper	62479LQU2	MUFGBK 0.000 03/28/2025	20,000,000		70,467		70,467
Commercial Paper	62479LR72	MUFGBK 0.000 04/07/2025	22,000,000		76,316		76,316
Commercial Paper	62479LRB3	MUFGBK 0.000 04/11/2025	11,000,000		38,158		38,158
Commercial Paper	62479LRP2	MUFGBK 0.000 04/23/2025	81,000,000		280,980		280,980
Commercial Paper	62479LRV9	MUFGBK 0.000 04/29/2025	92,000,000		316,276		316,276
Commercial Paper	62479LS55	MUFGBK 0.000 05/05/2025	7,000,000		24,064		24,064
Commercial Paper	62479LS71	MUFGBK 0.000 05/07/2025	60,000,000		205,800		205,800
Commercial Paper	62479LSM8	MUFGBK 0.000 05/21/2025	80,000,000		275,644		275,644
Commercial Paper	62479LSN6	MUFGBK 0.000 05/22/2025	20,000,000		58,667		58,667
Commercial Paper	62479LSP1	MUFGBK 0.000 05/23/2025	20,000,000		58,667		58,667
Commercial Paper	62479LSV8	MUFGBK 0.000 05/29/2025	85,000,000		249,333		249,333
Commercial Paper	89116ET29	TDHUSA 0.000 06/02/2025	5,000,000		13,292		13,292
Commercial Paper	89116ET45	TDHUSA 0.000 06/04/2025	47,000,000		124,942		124,942
Commercial Paper	89116ET60	TDHUSA 0.000 06/06/2025	15,000,000		39,875		39,875
Commercial Paper	89116ETJ2	TDHUSA 0.000 06/18/2025	33,000,000		87,725		87,725
Commercial Paper	89233GPC4	TOYCC 0.000 02/12/2025			111,833		111,833
Commercial Paper	89233GQQ2	TOYCC 0.000 03/24/2025	50,000,000		201,444		201,444

Monthly Investment Earnings

Pooled Fund

Type of Investment	CUSIP	Issuer Name	Par Value	Accrued Interest Earned	(Amortization) / Accretion	Realized Gain/(Loss)	Total Earnings
Commercial Paper	89233GQQ2	TOYCC 0.000 03/24/2025	50,000,000		196,778		196,778
Commercial Paper	89233GQQ2	TOYCC 0.000 03/24/2025	60,000,000		234,267		234,267
Commercial Paper	89233GQR0	TOYCC 0.000 03/25/2025	40,000,000		144,044		144,044
Commercial Paper	89233GRM0	TOYCC 0.000 04/21/2025	65,000,000		230,533		230,533
Commercial Paper	89233GVR4	TOYCC 0.000 08/25/2025	65,000,000		224,467		224,467
Commercial Paper	89233GW85	TOYCC 0.000 09/08/2025	65,000,000		219,917		219,917
Commercial Paper	89233GX84	TOYCC 0.000 10/08/2025	60,000,000		200,667		200,667
Commercial Paper	89233GXP6	TOYCC 0.000 10/23/2025	75,000,000		156,896		156,896
Commercial Paper	89233GXQ4	TOYCC 0.000 10/24/2025	50,000,000		168,389		168,389
Subtotals			\$ 1,618,000,000	\$ -	\$ 5,474,709	\$ -	\$ 5,474,709
Medium Term Notes	037833CJ7	AAPL 3.350 02/09/2027	\$ 50,000,000	\$ 139,583	\$ 13,263		\$ 152,846
Medium Term Notes	14913UAN0	CAT 4.450 10/16/2026	18,385,000	68,178	(7,953)		60,225
Medium Term Notes	24422EXV6	DE 4.200 07/15/2027	10,000,000	35,000	38		35,038
Medium Term Notes	594918BJ2	MSFT 3.125 11/03/2025	11,749,000	30,596	6,865		37,462
Medium Term Notes	594918CN2	MSFT 3.400 09/15/2026	6,452,000	18,281	6,352		24,633
Medium Term Notes	594918CN2	MSFT 3.400 09/15/2026	13,009,000	36,859	12,740		49,599
Medium Term Notes	89236TMY8	TOYOTA 4.600 01/08/2027	40,000,000	153,333	845		154,178
Medium Term Notes	91324PFF4	UNH 4.750 07/15/2026	15,000,000	59,375	980		60,355
Subtotals			\$ 164,595,000	\$ 541,205	\$ 33,130	\$ -	\$ 574,336
Money Market Funds	09248U718	BlackRock Liquidity Funds T-Fund	\$ 14,119,496	\$ 45,795			\$ 45,795
Money Market Funds	31607A703	Fidelity Govt Portfolio	813,027,703	2,065,768			2,065,768
Money Market Funds	608919718	Federated Hermes Govt Obligations Fund	182,310,121	346,072			346,072
Money Market Funds	262006208	Dreyfus Government Cash Management	16,480,478	53,379			53,379
Money Market Funds	85749T517	State Street Institutional U.S. Govt MMF	564,987,251	1,477,610			1,477,610
Money Market Funds	61747C319	Morgan Stanley Institutional Liquidity Fund	790,400,894	2,404,948			2,404,948
Subtotals			\$ 2,381,325,943	\$ 6,393,573	\$ -	\$ -	\$ 6,393,573
Supranationals	45818WDG8	IADB 0.820 02/27/2026	\$ 19,500,000	\$ 13,325	\$ (967)		\$ 12,358
Supranationals	4581X0DN5	IADB 0.625 07/15/2025	28,900,000	15,052	7,889		22,941
Supranationals	4581X0EN4	IADB 4.125 02/15/2029	25,000,000	85,938	5,843		91,781
Supranationals	4581X0EN4	IADB 4.125 02/15/2029	50,000,000	171,875	2,894		174,769
Supranationals	459053EU4	IBRDDN 0.000 04/25/2025	12,000,000		39,667		39,667
Supranationals	459058JB0	IBRD 0.626 04/22/2025	40,000,000	20,867	(1,759)		19,108
Supranationals	459058KJ1	IBRD 3.125 06/15/2027	12,323,000	32,091	10,238		42,329
Supranationals	45950VRU2	IFC 4.023 01/26/2026	100,000,000	335,250			335,250
Subtotals			\$ 287,723,000	\$ 674,397	\$ 63,803	\$ -	\$ 738,201
Secured Bank Deposit	0660P0999	Bank of America TTX INV Deposit Acct	\$ 103,446,334	\$ 344,051			\$ 344,051
Subtotals			\$ 103,446,334	\$ 344,051	\$ -	\$ -	\$ 344,051
Grand Totals			\$17,687,753,277	\$ 43,551,951	\$ 6,719,324	\$ -	\$ 50,271,275

Investment Transactions

Pooled Fund

For month ended February 28, 2025

Accounting ID	Transaction Type	Cusip	Description	Price	Settlement Date	Posted Date	Par Value	Principal	Accrued Interest	Total
58524	Buy	3133ER2Z3	FFCB 4.250 11/03/2027	99.99460	02/04/2025	02/04/2025	41,880,000.00	41,877,738.48	4,944.17	41,882,682.65
58525	Buy	3133ER2Z3	FFCB 4.250 11/03/2027	99.98700	02/04/2025	02/04/2025	5,000,000.00	4,999,350.00	590.28	4,999,940.28
58526	Buy	13606DFF4	CIBCNV 4.420 09/24/2025	100.00000	02/05/2025	02/05/2025	110,000,000.00	110,000,000.00	0.00	110,000,000.00
58527	Buy	62479LSN6	MUFG BK 0.000 05/22/2025	98.70444	02/05/2025	02/05/2025	20,000,000.00	19,740,888.89	0.00	19,740,888.89
58528	Buy	62479LSP1	MUFG BK 0.000 05/23/2025	98.69222	02/05/2025	02/05/2025	20,000,000.00	19,738,444.44	0.00	19,738,444.44
58529	Buy	62479LSV8	MUFG BK 0.000 05/29/2025	98.61889	02/05/2025	02/05/2025	85,000,000.00	83,826,055.56	0.00	83,826,055.56
58536	Buy	912797PL5	B 0.000 06/03/2025	98.64312	02/07/2025	02/07/2025	50,000,000.00	49,321,561.11	0.00	49,321,561.11
58537	Buy	89115DPK6	TDNY 4.490 10/24/2025	100.00000	02/07/2025	02/07/2025	100,000,000.00	100,000,000.00	0.00	100,000,000.00
58538	Buy	89116ET29	TDHUSA 0.000 06/02/2025	98.61042	02/07/2025	02/07/2025	5,000,000.00	4,930,520.83	0.00	4,930,520.83
58539	Buy	89116ET45	TDHUSA 0.000 06/04/2025	98.58625	02/07/2025	02/07/2025	47,000,000.00	46,335,537.50	0.00	46,335,537.50
58540	Buy	89116ET60	TDHUSA 0.000 06/06/2025	98.56208	02/07/2025	02/07/2025	15,000,000.00	14,784,312.50	0.00	14,784,312.50
58541	Buy	89116ETJ2	TDHUSA 0.000 06/18/2025	98.41708	02/07/2025	02/07/2025	33,000,000.00	32,477,637.50	0.00	32,477,637.50
58542	Buy	89115DQ33	TDNY 4.430 06/20/2025	100.00000	02/10/2025	02/10/2025	15,000,000.00	15,000,000.00	0.00	15,000,000.00
58543	Buy	89115DQ74	TDNY 4.440 06/23/2025	100.00000	02/10/2025	02/10/2025	45,000,000.00	45,000,000.00	0.00	45,000,000.00
58544	Buy	89115DQB5	TDNY 4.450 07/01/2025	100.00000	02/10/2025	02/10/2025	35,000,000.00	35,000,000.00	0.00	35,000,000.00
58545	Buy	89115DQF6	TDNY 4.450 07/03/2025	100.00000	02/10/2025	02/10/2025	20,000,000.00	20,000,000.00	0.00	20,000,000.00
58530	Buy	912797PR2	B 0.000 06/10/2025	98.61001	02/11/2025	02/11/2025	50,000,000.00	49,305,006.94	0.00	49,305,006.94
58546	Buy	313385CR5	FHDN 0.000 03/05/2025	99.73906	02/11/2025	02/11/2025	21,000,000.00	20,945,201.67	0.00	20,945,201.67
58548	Buy	313385CS3	FHDN 0.000 03/06/2025	99.72911	02/11/2025	02/11/2025	30,000,000.00	29,918,733.33	0.00	29,918,733.33
58547	Buy	91282CLX7	T 4.125 11/15/2027	99.49609	02/12/2025	02/12/2025	61,000,000.00	60,692,617.19	618,636.05	61,311,253.24
58553	Buy	89233GXP6	TOYCC 0.000 10/23/2025	96.88669	02/12/2025	02/12/2025	75,000,000.00	72,665,020.83	0.00	72,665,020.83
58552	Buy	912797NJ2	B 0.000 02/25/2025	99.85777	02/13/2025	02/13/2025	36,000,000.00	35,948,796.00	0.00	35,948,796.00
58554	Buy	89115DQT6	TDNY 4.540 01/12/2026	100.00000	02/13/2025	02/13/2025	100,000,000.00	100,000,000.00	0.00	100,000,000.00
58531	Buy	3136GAAR0	FNMA 4.690 02/07/2028	100.00000	02/14/2025	02/14/2025	25,000,000.00	25,000,000.00	0.00	25,000,000.00
58532	Buy	3136GAAR0	FNMA 4.690 02/07/2028	100.00000	02/14/2025	02/14/2025	50,000,000.00	50,000,000.00	0.00	50,000,000.00
58533	Buy	3136GAAR0	FNMA 4.690 02/07/2028	100.00000	02/14/2025	02/14/2025	25,000,000.00	25,000,000.00	0.00	25,000,000.00
58534	Buy	3136GAAR0	FNMA 4.690 02/07/2028	100.00000	02/14/2025	02/14/2025	25,000,000.00	25,000,000.00	0.00	25,000,000.00
58535	Buy	3136GAAR0	FNMA 4.690 02/07/2028	100.00000	02/14/2025	02/14/2025	25,000,000.00	25,000,000.00	0.00	25,000,000.00
58549	Buy	3133ER4A6	FFCB 4.250 02/18/2027	99.89200	02/18/2025	02/18/2025	30,000,000.00	29,967,600.00	0.00	29,967,600.00
58550	Buy	3133ER4A6	FFCB 4.250 02/18/2027	99.89700	02/18/2025	02/18/2025	25,000,000.00	24,974,250.00	0.00	24,974,250.00
58551	Buy	3133ER4A6	FFCB 4.250 02/18/2027	99.89300	02/18/2025	02/18/2025	2,000,000.00	1,997,860.00	0.00	1,997,860.00
58563	Buy	14912DQ36	CATFIN 0.000 03/03/2025	99.87972	02/21/2025	02/21/2025	100,000,000.00	99,879,722.22	0.00	99,879,722.22
58564	Buy	14912DQ36	CATFIN 0.000 03/03/2025	99.87972	02/21/2025	02/21/2025	25,000,000.00	24,969,930.56	0.00	24,969,930.56
			Activity Total				1,351,880,000.00	1,344,296,785.55	624,170.50	1,344,920,956.05
57581	Maturity	3133EPAG0	FFCB 4.250 02/10/2025	100.00000	02/10/2025	02/10/2025	29,875,000.00	29,875,000.00	0.00	29,875,000.00
57582	Maturity	3133EPAG0	FFCB 4.250 02/10/2025	100.00000	02/10/2025	02/10/2025	10,000,000.00	10,000,000.00	0.00	10,000,000.00
46422	Maturity	3137EAEP0	FHLMC 1.500 02/12/2025	100.00000	02/12/2025	02/12/2025	15,000,000.00	15,000,000.00	0.00	15,000,000.00
46423	Maturity	3137EAEP0	FHLMC 1.500 02/12/2025	100.00000	02/12/2025	02/12/2025	5,000,000.00	5,000,000.00	0.00	5,000,000.00
46424	Maturity	3137EAEP0	FHLMC 1.500 02/12/2025	100.00000	02/12/2025	02/12/2025	5,000,000.00	5,000,000.00	0.00	5,000,000.00
46425	Maturity	3137EAEP0	FHLMC 1.500 02/12/2025	100.00000	02/12/2025	02/12/2025	5,000,000.00	5,000,000.00	0.00	5,000,000.00
46426	Maturity	3137EAEP0	FHLMC 1.500 02/12/2025	100.00000	02/12/2025	02/12/2025	50,000,000.00	50,000,000.00	0.00	50,000,000.00
47022	Maturity	3137EAEP0	FHLMC 1.500 02/12/2025	100.00000	02/12/2025	02/12/2025	53,532,000.00	53,532,000.00	0.00	53,532,000.00
58440	Maturity	62479LPC3	MUFG BK 0.000 02/12/2025	100.00000	02/12/2025	02/12/2025	16,000,000.00	16,000,000.00	0.00	16,000,000.00
58300	Maturity	89233GPC4	TOYCC 0.000 02/12/2025	100.00000	02/12/2025	02/12/2025	75,000,000.00	75,000,000.00	0.00	75,000,000.00
57585	Maturity	3130AUVZ4	FHLB 4.500 02/13/2025	100.00000	02/13/2025	02/13/2025	50,000,000.00	50,000,000.00	0.00	50,000,000.00
57846	Full Call	3135GANG2	FNMA 5.130 02/18/2028	100.00000	02/14/2025	02/14/2025	50,000,000.00	50,000,000.00	0.00	50,000,000.00
57847	Full Call	3135GANG2	FNMA 5.130 02/18/2028	100.00000	02/14/2025	02/14/2025	25,000,000.00	25,000,000.00	0.00	25,000,000.00
57848	Full Call	3135GANG2	FNMA 5.130 02/18/2028	100.00000	02/14/2025	02/14/2025	25,000,000.00	25,000,000.00	0.00	25,000,000.00
58398	Maturity	62479LPL3	MUFG BK 0.000 02/20/2025	100.00000	02/20/2025	02/20/2025	60,000,000.00	60,000,000.00	0.00	60,000,000.00
58107	Maturity	62479LPM1	MUFG BK 0.000 02/21/2025	100.00000	02/21/2025	02/21/2025	8,000,000.00	8,000,000.00	0.00	8,000,000.00
58047	Maturity	06367DL94	BMOCHG 5.410 02/24/2025	100.00000	02/24/2025	02/24/2025	76,000,000.00	76,000,000.00	0.00	76,000,000.00

Investment Transactions Pooled Fund

Accounting ID	Transaction Type	Cusip	Description	Price	Settlement Date	Posted Date	Par Value	Principal	Accrued Interest	Total
58048	Maturity	13606K5B8	CIBCN Y 5.410 02/24/2025	100.00000	02/24/2025	02/24/2025	50,000,000.00	50,000,000.00	0.00	50,000,000.00
58552	Maturity	912797NJ2	B 0.000 02/25/2025	100.00000	02/25/2025	02/25/2025	36,000,000.00	36,000,000.00	0.00	36,000,000.00
57602	Maturity	3130AV7L0	FHLB 5.000 02/28/2025	100.00000	02/28/2025	02/28/2025	25,000,000.00	25,000,000.00	0.00	25,000,000.00
57603	Maturity	3130AV7L0	FHLB 5.000 02/28/2025	100.00000	02/28/2025	02/28/2025	35,000,000.00	35,000,000.00	0.00	35,000,000.00
46977	Maturity	912828ZC7	T 1.125 02/28/2025	100.00000	02/28/2025	02/28/2025	50,000,000.00	50,000,000.00	0.00	50,000,000.00
46994	Maturity	912828ZC7	T 1.125 02/28/2025	100.00000	02/28/2025	02/28/2025	50,000,000.00	50,000,000.00	0.00	50,000,000.00
Activity Total							804,407,000.00	804,407,000.00	0.00	804,407,000.00

Interest Received Pooled Fund

For month ended February 28, 2025							
Accounting ID	Transaction Type	Cusip	Description	Date Posted	Interest Received	Purchased Interest Adjustment	Net Interest
57583	Interest Income	3130AUTC8	FHLB 4.010 02/06/2026	02/06/2025	423,055.00		423,055.00
57712	Interest Income	3133EPSK2	FFCB 4.250 08/07/2028	02/07/2025	414,375.00		414,375.00
58379	Interest Income	037833CJ7	AAPL 3.350 02/09/2027	02/10/2025	837,500.00	181,458.33	656,041.67
57581	Interest Income	3133EPAG0	FFCB 4.250 02/10/2025	02/10/2025	634,843.75		634,843.75
57582	Interest Income	3133EPAG0	FFCB 4.250 02/10/2025	02/10/2025	212,500.00		212,500.00
46425	Interest Income	3137EAEP0	FHLMC 1.500 02/12/2025	02/12/2025	37,500.00		37,500.00
46426	Interest Income	3137EAEP0	FHLMC 1.500 02/12/2025	02/12/2025	375,000.00		375,000.00
47022	Interest Income	3137EAEP0	FHLMC 1.500 02/12/2025	02/12/2025	401,490.00		401,490.00
46422	Interest Income	3137EAEP0	FHLMC 1.500 02/12/2025	02/12/2025	112,500.00		112,500.00
46423	Interest Income	3137EAEP0	FHLMC 1.500 02/12/2025	02/12/2025	37,500.00		37,500.00
46424	Interest Income	3137EAEP0	FHLMC 1.500 02/12/2025	02/12/2025	37,500.00		37,500.00
57585	Interest Income	3130AUVZ4	FHLB 4.500 02/13/2025	02/13/2025	1,125,000.00		1,125,000.00
57846	Interest Income	3135GANG2	FNMA 5.130 02/18/2028	02/14/2025	1,282,500.00		1,282,500.00
57847	Interest Income	3135GANG2	FNMA 5.130 02/18/2028	02/14/2025	641,250.00		641,250.00
57848	Interest Income	3135GANG2	FNMA 5.130 02/18/2028	02/14/2025	641,250.00		641,250.00
57717	Interest Income	3133EPSW6	FFCB 4.500 08/14/2026	02/14/2025	1,125,000.00		1,125,000.00
57902	Interest Income	4581XOEN4	IADB 4.125 02/15/2029	02/18/2025	515,625.00		515,625.00
57911	Interest Income	9128286B1	T 2.625 02/15/2029	02/18/2025	656,250.00		656,250.00
58102	Interest Income	4581XOEN4	IADB 4.125 02/15/2029	02/18/2025	1,031,250.00		1,031,250.00
58444	Interest Income	3133ERD24	FFCB 4.250 02/18/2027	02/18/2025	318,750.00		318,750.00
57660	Interest Income	3133EPJX4	FFCB 3.625 02/17/2026	02/18/2025	543,750.00		543,750.00
57661	Interest Income	3133EPJX4	FFCB 3.625 02/17/2026	02/18/2025	453,125.00		453,125.00
57662	Interest Income	3133EPAK2	FFCB 4.000 08/18/2025	02/18/2025	530,000.00		530,000.00
57663	Interest Income	3133EPAK2	FFCB 4.000 08/18/2025	02/18/2025	600,000.00		600,000.00
57664	Interest Income	3133EPAK2	FFCB 4.000 08/18/2025	02/18/2025	500,000.00		500,000.00
58047	Interest Income	06367DL94	BMOCHG 5.410 02/24/2025	02/24/2025	2,706,803.33		2,706,803.33
58048	Interest Income	13606K5B8	CIBCNY 5.410 02/24/2025	02/24/2025	1,780,791.67		1,780,791.67
57594	Interest Income	3133EPBJ3	FFCB 4.375 02/23/2026	02/24/2025	1,093,750.00		1,093,750.00
57595	Interest Income	3133EPBJ3	FFCB 4.375 02/23/2026	02/24/2025	546,875.00		546,875.00
57596	Interest Income	3133EPBJ3	FFCB 4.375 02/23/2026	02/24/2025	612,500.00		612,500.00
57597	Interest Income	3133EPBM6	FFCB 4.125 08/23/2027	02/24/2025	206,250.00		206,250.00
46937	Interest Income	3135G05X7	FNMA 0.375 08/25/2025	02/25/2025	135,937.50		135,937.50
46955	Interest Income	3135G05X7	FNMA 0.375 08/25/2025	02/25/2025	46,875.00		46,875.00
47433	Interest Income	3133ENJ35	FFCB 3.320 02/25/2026	02/25/2025	581,000.00		581,000.00
47144	Interest Income	45818WDG8	IADB 0.820 02/27/2026	02/27/2025	79,950.00		79,950.00
57903	Interest Income	91282CKD2	T 4.250 02/28/2029	02/28/2025	1,062,500.00		1,062,500.00
58399	Interest Income	91282CFJ5	T 3.125 08/31/2029	02/28/2025	781,250.00	133,805.25	647,444.75
58402	Interest Income	91282CFJ5	T 3.125 08/31/2029	02/28/2025	1,015,625.00	185,169.20	830,455.80
46977	Interest Income	91282ZC7	T 1.125 02/28/2025	02/28/2025	281,250.00		281,250.00
46994	Interest Income	91282ZC7	T 1.125 02/28/2025	02/28/2025	281,250.00		281,250.00
47166	Interest Income	91282CCW9	T 0.750 08/31/2026	02/28/2025	187,500.00		187,500.00
57602	Interest Income	3130AV7L0	FHLB 5.000 02/28/2025	02/28/2025	625,000.00		625,000.00
57603	Interest Income	3130AV7L0	FHLB 5.000 02/28/2025	02/28/2025	875,000.00		875,000.00
57729	Interest Income	3133EPUN3	FFCB 4.500 08/28/2028	02/28/2025	225,000.00		225,000.00
57730	Interest Income	3133EPUN3	FFCB 4.500 08/28/2028	02/28/2025	562,500.00		562,500.00
57731	Interest Income	3133EPUN3	FFCB 4.500 08/28/2028	02/28/2025	337,500.00		337,500.00
57732	Interest Income	3133EPUN3	FFCB 4.500 08/28/2028	02/28/2025	742,500.00		742,500.00
57814	Interest Income	91282CHX2	T 4.375 08/31/2028	02/28/2025	1,093,750.00		1,093,750.00
			Activity Total		29,348,871.25	500,432.78	28,848,438.47

Money Market / Secured Bank Deposit Activity Pooled Fund

For month ended February 28, 2025				
Accounting ID	Description	Activity Date	Transaction Type	Transaction Amount
09248U718	BlackRock Liquidity Funds T-Fund	02/28/2025	Interest Received	45,795.06
	Activity Total			45,795.06
31607A703	Fidelity Govt Portfolio	02/06/2025	Deposit	200,000,000.00
31607A703	Fidelity Govt Portfolio	02/12/2025	Deposit	18,000,000.00
31607A703	Fidelity Govt Portfolio	02/19/2025	Deposit	20,000,000.00
31607A703	Fidelity Govt Portfolio	02/20/2025	Deposit	60,000,000.00
31607A703	Fidelity Govt Portfolio	02/24/2025	Deposit	38,000,000.00
31607A703	Fidelity Govt Portfolio	02/25/2025	Deposit	65,000,000.00
31607A703	Fidelity Govt Portfolio	02/28/2025	Interest Received	2,065,768.00
	Activity Total			403,065,768.00
608919718	Federated Hermes Govt Obligations	02/05/2025	Withdrawal	(17,000,000.00)
608919718	Federated Hermes Govt Obligations	02/06/2025	Deposit	170,000,000.00
608919718	Federated Hermes Govt Obligations	02/07/2025	Withdrawal	(140,000,000.00)
608919718	Federated Hermes Govt Obligations	02/10/2025	Withdrawal	(28,000,000.00)
608919718	Federated Hermes Govt Obligations	02/11/2025	Withdrawal	(95,000,000.00)
608919718	Federated Hermes Govt Obligations	02/14/2025	Withdrawal	(50,000,000.00)
608919718	Federated Hermes Govt Obligations	02/28/2025	Deposit	150,000,000.00
608919718	Federated Hermes Govt Obligations	02/28/2025	Interest Received	346,072.32
	Activity Total			(9,653,927.68)
262006208	Dreyfus Government Cash Management	02/28/2025	Interest Received	53,379.31
	Activity Total			53,379.31
85749T517	State Street Institutional U.S. Govt	02/04/2025	Withdrawal	(65,000,000.00)
85749T517	State Street Institutional U.S. Govt	02/05/2025	Withdrawal	(175,000,000.00)
85749T517	State Street Institutional U.S. Govt	02/06/2025	Deposit	200,000,000.00
85749T517	State Street Institutional U.S. Govt	02/07/2025	Withdrawal	(140,000,000.00)
85749T517	State Street Institutional U.S. Govt	02/10/2025	Withdrawal	(115,000,000.00)
85749T517	State Street Institutional U.S. Govt	02/13/2025	Withdrawal	(100,000,000.00)
85749T517	State Street Institutional U.S. Govt	02/18/2025	Deposit	33,000,000.00
85749T517	State Street Institutional U.S. Govt	02/21/2025	Withdrawal	(75,000,000.00)
85749T517	State Street Institutional U.S. Govt	02/27/2025	Deposit	65,000,000.00
85749T517	State Street Institutional U.S. Govt	02/28/2025	Deposit	150,000,000.00
85749T517	State Street Institutional U.S. Govt	02/28/2025	Deposit	50,000,000.00
85749T517	State Street Institutional U.S. Govt	02/28/2025	Interest Received	1,477,610.29
	Activity Total			(170,522,389.71)
61747C319	Morgan Stanley Institutional Liquidity	02/28/2025	Interest Received	2,404,947.86
	Activity Total			2,404,947.86
0660P0999	Bank of America TTX INV Deposit Acct	02/28/2025	Interest Received	344,050.90
	Activity Total			344,050.90