



Treasurer & Tax Collector
CITY AND COUNTY OF SAN FRANCISCO

José Cisneros
TREASURER

Investment Report for the month of October 2024

November 15, 2024

The Honorable London N. Breed
Mayor of San Francisco
City Hall, Room 200
1 Dr. Carlton B. Goodlett Place
San Francisco, CA 94102-4638

The Honorable Board of Supervisors
City and County of San Francisco
City Hall, Room 244
1 Dr. Carlton B. Goodlett Place
San Francisco, CA 94102-4638

Colleagues,

In accordance with the provisions of California State Government Code, Section 53646, we forward this report detailing the City's pooled fund portfolio as of October 31, 2024. These investments provide sufficient liquidity to meet expenditure requirements for the next six months and are in compliance with our statement of investment policy and California Code.

This correspondence and its attachments show the investment activity for the month of October 2024 for the portfolios under the Treasurer's management. All pricing and valuation data is obtained from Interactive Data Corporation.

CCSF Pooled Fund Investment Earnings Statistics *

<i>(in \$ million)</i>	Current Month		Prior Month	
	Fiscal YTD	October 2024	Fiscal YTD	September 2024
Average Daily Balance	\$ 15,864	\$ 16,044	\$ 15,804	\$ 15,819
Net Earnings	194.80	48.59	146.21	48.10
Earned Income Return	3.64%	3.57%	3.67%	3.70%

CCSF Pooled Fund Statistics *

<i>(in \$ million)</i>	% of Portfolio	Book Value	Market Value	Wtd. Avg. Coupon	Wtd. Avg. YTM	WAM
U.S. Treasuries	25.44%	\$ 4,127.6	\$ 4,036.0	1.84%	2.18%	691
Federal Agencies	42.91%	6,863.8	6,807.1	3.52%	3.56%	724
Public Time Deposits	0.19%	30.0	30.0	5.35%	5.35%	61
Negotiable CDs	6.67%	1,057.0	1,057.8	5.02%	5.02%	154
Commercial Paper	7.08%	1,121.8	1,122.6	0.00%	5.24%	90
Medium Term Notes	0.78%	123.8	123.1	3.74%	4.09%	734
Money Market Funds	13.77%	2,185.2	2,185.2	4.77%	4.77%	1
Supranationals	2.53%	404.3	401.0	2.65%	2.61%	511
Secured Bank Deposit	0.64%	101.9	101.9	5.35%	5.35%	1
Totals	100.0%	\$ 16,015.4	\$ 15,864.7	3.11%	3.59%	524

In the remainder of this report, we provide additional information and analytics at the security-level and portfolio-level, as recommended by the California Debt and Investment Advisory Commission.

Respectfully,

José Cisneros
Treasurer

cc: Treasury Oversight Committee: Aimee Brown, Kevin Kone, Brenda Kwee McNulty
Greg Wagner - Controller, Office of the Controller
Mark de la Rosa - Director of Audits, Office of the Controller
Mayor's Office of Public Policy and Finance
San Francisco County Transportation Authority
San Francisco Public Library
San Francisco Health Service System

Portfolio Summary

Pooled Fund

As of October 31, 2024

<i>(in \$ million)</i>							
Security Type	Par Value	Book Value	Market Value	Market/Book Price	Current % Allocation	Max. Policy Allocation	Compliant?
U.S. Treasuries	\$ 4,143.0	\$ 4,127.6	\$ 4,036.0	97.78	25.77%	100%	Yes
Federal Agencies	6,868.7	6,863.8	6,807.1	99.17	42.86%	100%	Yes
State & Local Government							
Agency Obligations	-	-	-	-	0.00%	20%	Yes
Public Time Deposits	30.0	30.0	30.0	100.00	0.19%	100%	Yes
Negotiable CDs	1,057.0	1,057.0	1,057.8	100.08	6.60%	30%	Yes
Bankers Acceptances	-	-	-	-	0.00%	40%	Yes
Commercial Paper	1,136.0	1,121.8	1,122.6	100.07	7.00%	25%	Yes
Medium Term Notes	124.6	123.8	123.1	99.45	0.77%	30%	Yes
Repurchase Agreements	-	-	-	-	0.00%	10%	Yes
Reverse Repurchase/ Securities Lending Agreements	-	-	-	-	0.00%	\$75mm	Yes
Money Market Funds - Government	2,185.2	2,185.2	2,185.2	100.00	13.64%	20%	Yes
LAIF	-	-	-	-	0.00%	\$50mm	Yes
Supranationals	405.0	404.3	401.0	99.18	2.52%	30%	Yes
Secured Bank Deposit	101.9	101.9	101.9	100.00	0.64%	N/A	Yes
TOTAL	\$ 16,051.4	\$ 16,015.4	\$ 15,864.7	99.06	100.00%	-	Yes

The City and County of San Francisco uses the following methodology to determine compliance: Compliance is pre-trade and calculated on a book value basis of the overall portfolio value. Cash balances are included in the City's compliance calculations.

Please note the information in this report does not include cash balances. Due to fluctuations in the market value of the securities held in the Pooled Fund and changes in the City's cash position, the allocation limits may be exceeded on a post-trade compliance basis. In these instances, no compliance violation has occurred, as the policy limits were not exceeded prior to trade execution. The full Investment Policy can be found at <https://sftreasurer.org/banking-investments/investments>

Totals may not add due to rounding.

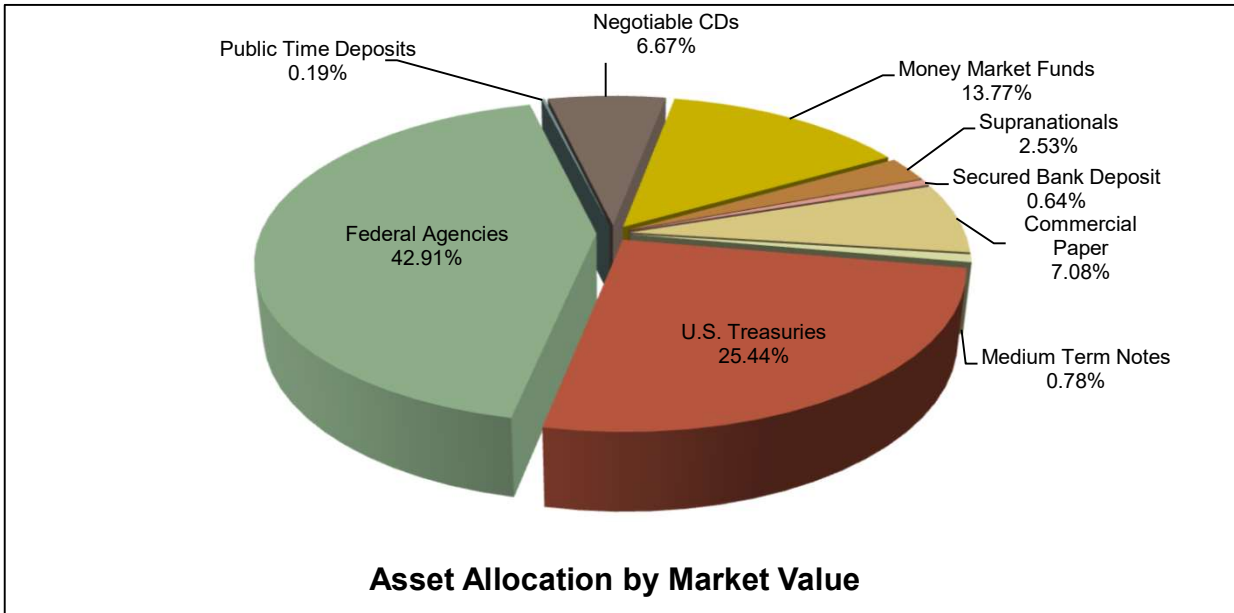
City and County of San Francisco

Pooled Fund Portfolio Statistics

For the month ended October 31, 2024

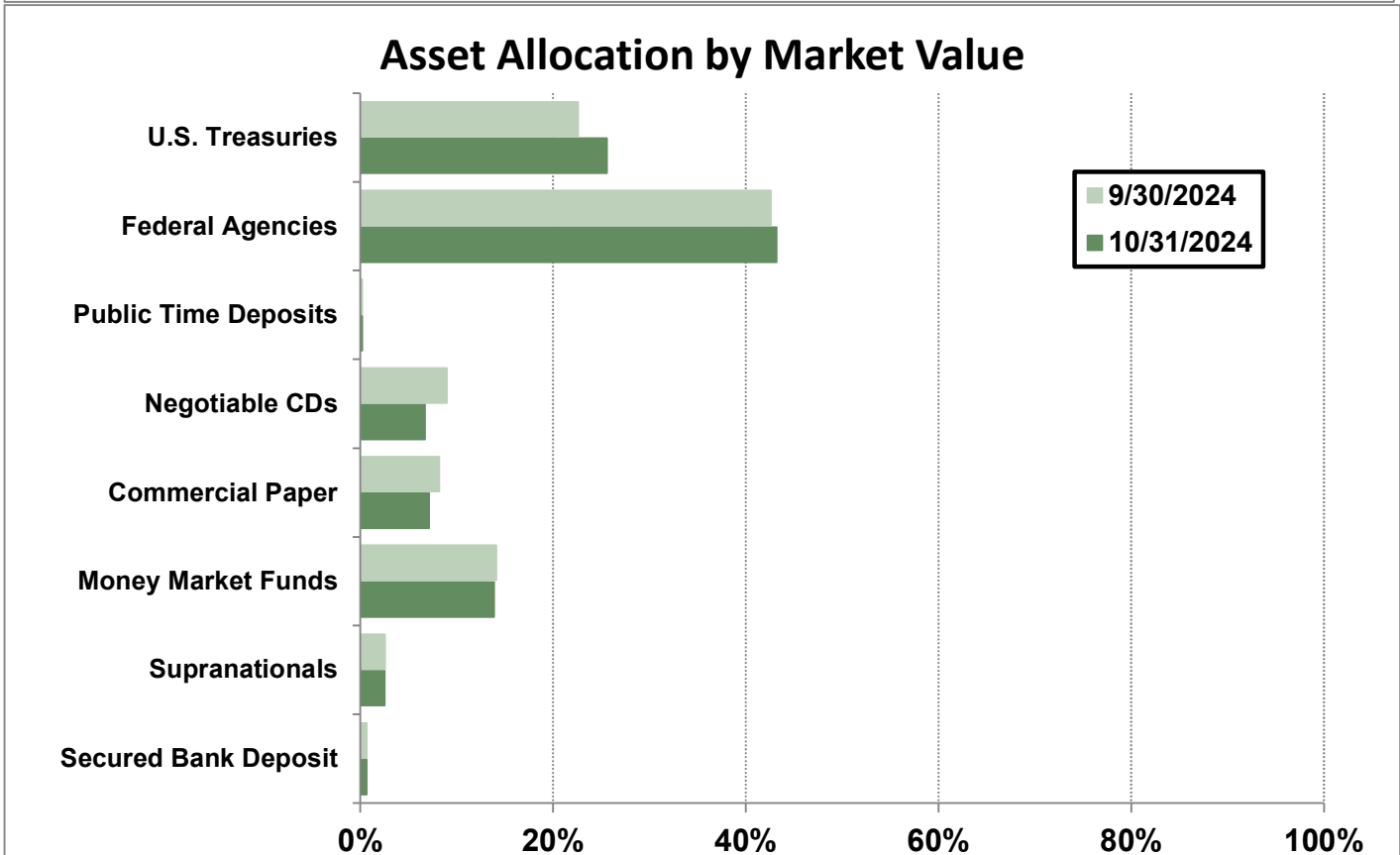
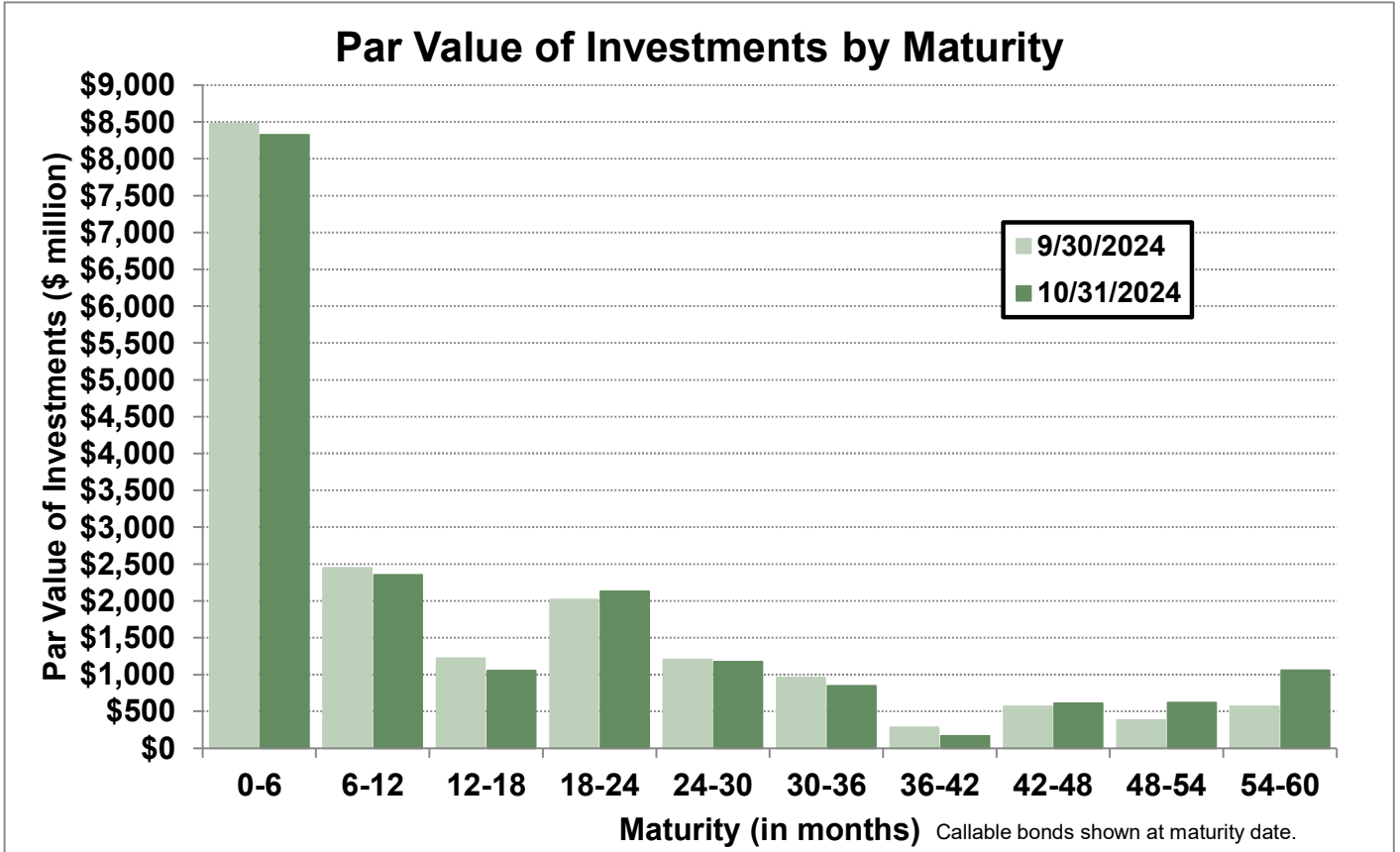
Average Daily Balance	\$16,044,064,092
Net Earnings	\$48,588,673
Earned Income Return	3.57%
Weighted Average Maturity	524 days

Investment Type	(\$ million)	Par Value	Book Value	Market Value
U.S. Treasuries	\$ 4,143.0	\$ 4,127.6	\$ 4,036.0	\$ 4,036.0
Federal Agencies	6,868.7	6,863.8	6,807.1	6,807.1
Public Time Deposits	30.0	30.0	30.0	30.0
Negotiable CDs	1,057.0	1,057.0	1,057.8	1,057.8
Commercial Paper	1,136.0	1,121.8	1,122.6	1,122.6
Medium Term Notes	124.6	123.8	123.1	123.1
Money Market Funds	2,185.2	2,185.2	2,185.2	2,185.2
Supranationals	405.0	404.3	401.0	401.0
Secured Bank Deposit	101.9	101.9	101.9	101.9
Total	\$ 16,051.4	\$ 16,015.4	\$ 15,864.7	\$ 15,864.7

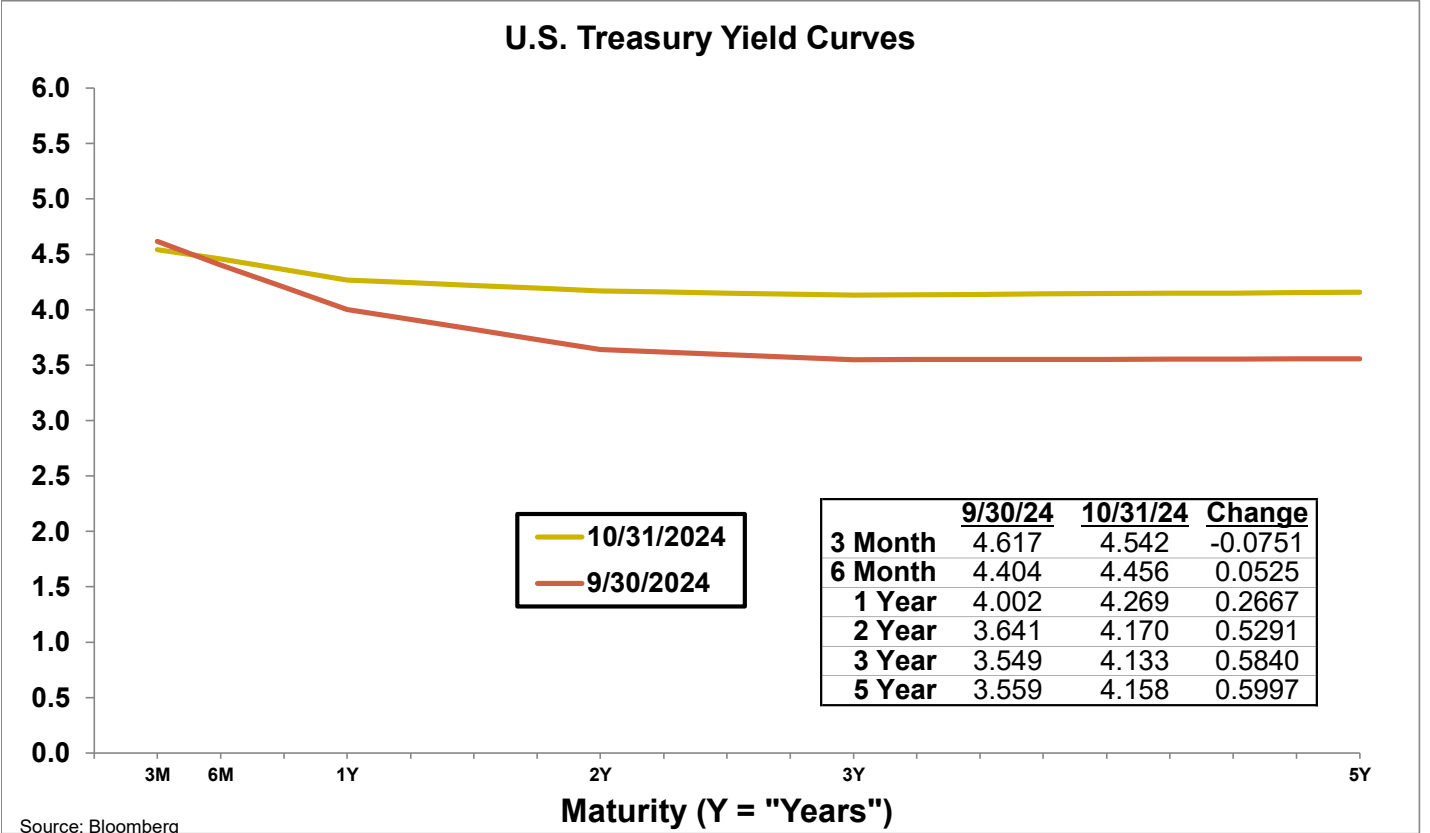
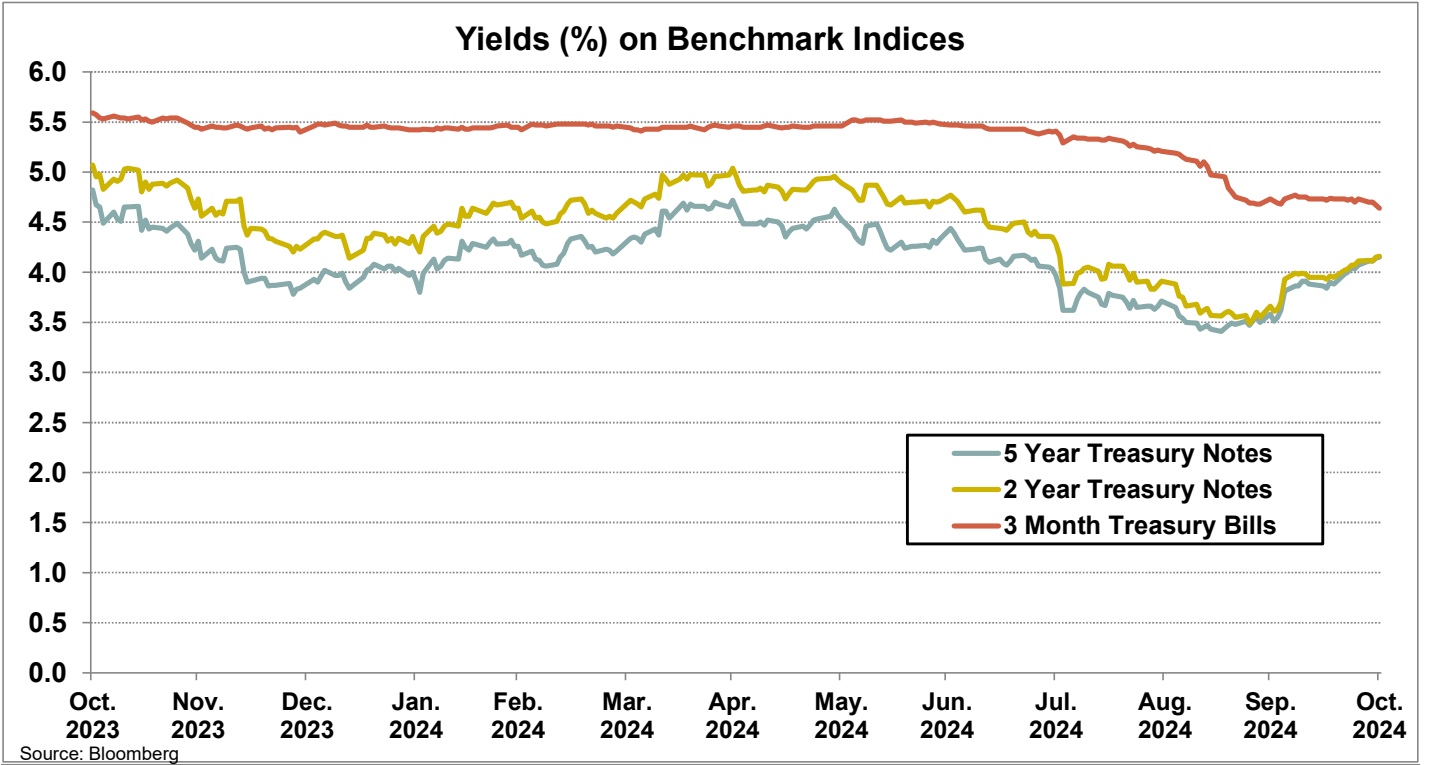


Portfolio Analysis

Pooled Fund



Yield Curves



Investment Inventory

Pooled Fund

As of October 31, 2024

Type of Investment	CUSIP	Issuer Name	Maturity			Par Value	Original Cost	Amortized	
			Settle Date	Date	Coupon			Book Value	Market Value
U.S. Treasuries	912797LD7	U.S. Treasury Bill	8/21/2024	11/14/2024	0.00	\$ 65,000,000	\$ 64,223,891	\$ 64,881,301	\$ 64,885,334
U.S. Treasuries	912828G38	U.S. Treasury Note	3/9/2021	11/15/2024	2.25	50,000,000	53,160,156	50,032,845	49,957,030
U.S. Treasuries	912828G38	U.S. Treasury Note	3/12/2021	11/15/2024	2.25	50,000,000	53,228,516	50,033,630	49,957,030
U.S. Treasuries	912797MP9	U.S. Treasury Bill	8/28/2024	12/17/2024	0.00	75,000,000	73,858,781	74,527,063	74,564,648
U.S. Treasuries	912828YY0	U.S. Treasury Note	3/15/2021	12/31/2024	1.75	50,000,000	52,226,563	50,096,318	49,777,345
U.S. Treasuries	912797MX2	U.S. Treasury Bill	9/19/2024	1/14/2025	0.00	68,000,000	66,966,162	67,346,120	67,386,667
U.S. Treasuries	912828Z52	U.S. Treasury Note	3/30/2021	1/31/2025	1.38	50,000,000	51,515,625	50,098,305	49,595,705
U.S. Treasuries	912828Z52	U.S. Treasury Note	4/15/2021	1/31/2025	1.38	50,000,000	51,507,813	50,098,926	49,595,705
U.S. Treasuries	912828ZC7	U.S. Treasury Note	3/15/2021	2/28/2025	1.13	50,000,000	51,011,719	50,083,260	49,445,315
U.S. Treasuries	912828ZC7	U.S. Treasury Note	3/31/2021	2/28/2025	1.13	50,000,000	50,998,047	50,083,054	49,445,315
U.S. Treasuries	912828ZF0	U.S. Treasury Note	4/15/2021	3/31/2025	0.50	50,000,000	49,779,297	49,977,105	49,193,360
U.S. Treasuries	912828ZF0	U.S. Treasury Note	4/19/2021	3/31/2025	0.50	50,000,000	49,839,844	49,983,340	49,193,360
U.S. Treasuries	912828ZL7	U.S. Treasury Note	5/18/2021	4/30/2025	0.38	50,000,000	49,615,234	49,952,004	49,009,765
U.S. Treasuries	912828XB1	U.S. Treasury Note	9/2/2021	5/15/2025	2.13	50,000,000	52,849,609	50,411,306	49,390,625
U.S. Treasuries	912828ZW3	U.S. Treasury Note	3/8/2021	6/30/2025	0.25	50,000,000	49,140,625	49,868,502	48,660,155
U.S. Treasuries	912828ZW3	U.S. Treasury Note	3/9/2021	6/30/2025	0.25	50,000,000	49,042,969	49,853,466	48,660,155
U.S. Treasuries	912828ZW3	U.S. Treasury Note	5/12/2021	6/30/2025	0.25	50,000,000	49,281,250	49,885,286	48,660,155
U.S. Treasuries	912828ZW3	U.S. Treasury Note	5/13/2021	6/30/2025	0.25	50,000,000	49,183,594	49,889,613	48,660,155
U.S. Treasuries	912828ZW3	U.S. Treasury Note	5/18/2021	6/30/2025	0.25	50,000,000	49,253,906	49,880,446	48,660,155
U.S. Treasuries	912828ZW3	U.S. Treasury Note	7/12/2021	6/30/2025	0.25	50,000,000	49,310,547	49,885,329	48,660,155
U.S. Treasuries	912828ZW3	U.S. Treasury Note	8/5/2021	6/30/2025	0.25	50,000,000	49,500,000	49,915,439	48,660,155
U.S. Treasuries	912828ZW3	U.S. Treasury Note	8/6/2021	6/30/2025	0.25	50,000,000	49,406,250	49,899,513	48,660,155
U.S. Treasuries	912828ZW3	U.S. Treasury Note	12/7/2021	6/30/2025	0.25	50,000,000	48,628,906	49,746,016	48,660,155
U.S. Treasuries	91282CHL8	U.S. Treasury Note	2/6/2024	6/30/2025	4.63	50,000,000	49,976,563	49,988,925	50,076,170
U.S. Treasuries	91282CAB7	U.S. Treasury Note	8/5/2021	7/31/2025	0.25	50,000,000	49,458,984	49,898,931	48,500,000
U.S. Treasuries	91282CAB7	U.S. Treasury Note	8/6/2021	7/31/2025	0.25	50,000,000	49,363,281	49,880,971	48,500,000
U.S. Treasuries	91282CFK2	U.S. Treasury Note	10/7/2022	9/15/2025	3.50	50,000,000	48,968,750	49,694,658	49,648,440
U.S. Treasuries	91282CAM3	U.S. Treasury Note	5/12/2021	9/30/2025	0.25	50,000,000	49,109,375	49,814,870	48,181,640
U.S. Treasuries	91282CAM3	U.S. Treasury Note	7/26/2021	9/30/2025	0.25	50,000,000	49,281,250	49,843,259	48,181,640
U.S. Treasuries	91282CAT8	U.S. Treasury Note	2/25/2021	10/31/2025	0.25	50,000,000	49,298,828	49,850,657	48,031,250
U.S. Treasuries	91282CAT8	U.S. Treasury Note	3/2/2021	10/31/2025	0.25	50,000,000	49,078,125	49,803,074	48,031,250
U.S. Treasuries	91282CAT8	U.S. Treasury Note	3/4/2021	10/31/2025	0.25	50,000,000	49,048,828	49,796,577	48,031,250
U.S. Treasuries	91282CBC4	U.S. Treasury Note	2/25/2021	12/31/2025	0.38	50,000,000	49,455,078	49,869,157	47,781,250
U.S. Treasuries	91282CBC4	U.S. Treasury Note	2/26/2021	12/31/2025	0.38	50,000,000	49,271,484	49,824,975	47,781,250
U.S. Treasuries	91282CBW0	U.S. Treasury Note	6/28/2021	4/30/2026	0.75	50,000,000	49,662,109	49,895,784	47,503,905
U.S. Treasuries	91282CBW0	U.S. Treasury Note	7/2/2021	4/30/2026	0.75	50,000,000	49,730,469	49,916,679	47,503,905
U.S. Treasuries	912828R36	U.S. Treasury Note	7/23/2021	5/15/2026	1.63	50,000,000	52,203,125	50,702,191	48,097,655
U.S. Treasuries	912828R36	U.S. Treasury Note	8/27/2021	5/15/2026	1.63	50,000,000	51,890,625	50,614,837	48,097,655
U.S. Treasuries	91282CCJ8	U.S. Treasury Note	7/2/2021	6/30/2026	0.88	50,000,000	49,931,641	49,977,288	47,351,565
U.S. Treasuries	91282CCJ8	U.S. Treasury Note	7/14/2021	6/30/2026	0.88	50,000,000	50,070,313	50,023,515	47,351,565
U.S. Treasuries	91282CCJ8	U.S. Treasury Note	7/22/2021	6/30/2026	0.88	50,000,000	50,345,703	50,116,129	47,351,565
U.S. Treasuries	91282CCJ8	U.S. Treasury Note	7/22/2021	6/30/2026	0.88	50,000,000	50,328,125	50,110,224	47,351,565
U.S. Treasuries	91282CCJ8	U.S. Treasury Note	8/6/2021	6/30/2026	0.88	50,000,000	50,406,250	50,137,612	47,351,565
U.S. Treasuries	91282CCJ8	U.S. Treasury Note	8/10/2021	6/30/2026	0.88	50,000,000	50,240,234	50,081,559	47,351,565
U.S. Treasuries	91282CCJ8	U.S. Treasury Note	9/24/2021	6/30/2026	0.88	50,000,000	49,937,500	49,978,233	47,351,565
U.S. Treasuries	91282CCJ8	U.S. Treasury Note	10/14/2021	6/30/2026	0.88	50,000,000	49,593,750	49,856,868	47,351,565
U.S. Treasuries	91282CCJ8	U.S. Treasury Note	1/4/2022	6/30/2026	0.88	50,000,000	49,027,344	49,640,153	47,351,565
U.S. Treasuries	91282CCW9	U.S. Treasury Note	9/28/2021	8/31/2026	0.75	50,000,000	49,449,219	49,795,372	46,992,190
U.S. Treasuries	91282CCZ2	U.S. Treasury Note	10/8/2021	9/30/2026	0.88	50,000,000	49,689,453	49,880,769	47,005,860

Investment Inventory

Pooled Fund

Type of Investment	CUSIP	Issuer Name	Maturity			Par Value	Original Cost	Amortized	
			Settle Date	Date	Coupon			Book Value	Market Value
U.S. Treasuries	91282CCZ2	U.S. Treasury Note	10/8/2021	9/30/2026	0.88	50,000,000	49,671,875	49,874,020	47,005,860
U.S. Treasuries	91282CCZ2	U.S. Treasury Note	10/19/2021	9/30/2026	0.88	50,000,000	49,318,359	49,736,699	47,005,860
U.S. Treasuries	91282CDK4	U.S. Treasury Note	12/3/2021	11/30/2026	1.25	50,000,000	50,072,266	50,030,088	47,136,720
U.S. Treasuries	91282CDK4	U.S. Treasury Note	12/7/2021	11/30/2026	1.25	50,000,000	50,117,188	50,048,898	47,136,720
U.S. Treasuries	91282CDK4	U.S. Treasury Note	3/29/2022	11/30/2026	1.25	50,000,000	47,078,125	48,700,818	47,136,720
U.S. Treasuries	91282CDQ1	U.S. Treasury Note	3/29/2022	12/31/2026	1.25	50,000,000	47,107,422	48,685,192	47,058,595
U.S. Treasuries	91282CEF4	U.S. Treasury Note	4/6/2022	3/31/2027	2.50	25,000,000	24,757,813	24,882,898	24,078,125
U.S. Treasuries	91282CKV2	U.S. Treasury Note	6/26/2024	6/15/2027	4.63	50,000,000	50,199,219	50,175,695	50,615,600
U.S. Treasuries	91282CKV2	U.S. Treasury Note	7/9/2024	6/15/2027	4.63	50,000,000	50,292,969	50,261,511	50,615,600
U.S. Treasuries	91282CKV2	U.S. Treasury Note	10/8/2024	6/15/2027	4.63	50,000,000	50,906,250	50,884,056	50,615,600
U.S. Treasuries	91282CEW7	U.S. Treasury Note	3/21/2024	6/30/2027	3.25	50,000,000	48,203,125	48,541,166	48,900,390
U.S. Treasuries	91282CEW7	U.S. Treasury Note	4/3/2024	6/30/2027	3.25	50,000,000	48,113,281	48,451,391	48,900,390
U.S. Treasuries	91282CEW7	U.S. Treasury Note	9/26/2024	6/30/2027	3.25	50,000,000	49,683,594	49,694,905	48,900,390
U.S. Treasuries	91282CLL3	U.S. Treasury Note	10/1/2024	9/15/2027	3.38	50,000,000	49,785,156	49,791,329	49,000,000
U.S. Treasuries	9128284N7	U.S. Treasury Note	4/9/2024	5/15/2028	2.88	65,000,000	61,082,227	61,621,346	62,270,507
U.S. Treasuries	91282CHK0	U.S. Treasury Note	1/5/2024	6/30/2028	4.00	50,000,000	49,974,609	49,979,275	49,750,000
U.S. Treasuries	91282CHK0	U.S. Treasury Note	1/18/2024	6/30/2028	4.00	50,000,000	49,927,734	49,940,542	49,750,000
U.S. Treasuries	91282CHK0	U.S. Treasury Note	1/18/2024	6/30/2028	4.00	50,000,000	49,904,297	49,921,258	49,750,000
U.S. Treasuries	91282CHK0	U.S. Treasury Note	2/6/2024	6/30/2028	4.00	50,000,000	49,677,734	49,731,713	49,750,000
U.S. Treasuries	91282CHK0	U.S. Treasury Note	2/27/2024	6/30/2028	4.00	50,000,000	49,298,828	49,408,538	49,750,000
U.S. Treasuries	91282CHK0	U.S. Treasury Note	5/13/2024	6/30/2028	4.00	50,000,000	48,939,453	49,060,337	49,750,000
U.S. Treasuries	91282CHX2	U.S. Treasury Note	12/12/2023	8/31/2028	4.38	50,000,000	50,115,234	50,093,511	50,365,235
U.S. Treasuries	91282CJW2	U.S. Treasury Note	10/8/2024	1/31/2029	4.00	65,000,000	65,266,602	65,262,542	64,578,514
U.S. Treasuries	9128286B1	U.S. Treasury Note	4/11/2024	2/15/2029	2.63	50,000,000	45,710,938	46,204,991	47,001,955
U.S. Treasuries	91282CKD2	U.S. Treasury Note	4/8/2024	2/28/2029	4.25	50,000,000	49,773,438	49,799,682	50,183,595
U.S. Treasuries	91282CKP5	U.S. Treasury Note	10/24/2024	4/30/2029	4.63	50,000,000	51,171,875	51,166,190	50,951,170
U.S. Treasuries	91282CKT7	U.S. Treasury Note	10/23/2024	5/31/2029	4.50	50,000,000	51,039,063	51,033,499	50,726,565
U.S. Treasuries	91282CLC3	U.S. Treasury Note	10/1/2024	7/31/2029	4.00	50,000,000	51,046,875	51,028,478	49,719,000
U.S. Treasuries	91282CLC3	U.S. Treasury Note	10/24/2024	7/31/2029	4.00	50,000,000	49,888,672	49,889,183	49,719,000
U.S. Treasuries	91282CLC3	U.S. Treasury Note	10/7/2024	7/31/2029	4.00	65,000,000	65,563,672	65,555,656	64,634,700
U.S. Treasuries	91282CFJ5	U.S. Treasury Note	10/1/2024	8/31/2029	3.13	50,000,000	49,041,016	49,057,577	47,736,330
U.S. Treasuries	91282CFJ5	U.S. Treasury Note	10/3/2024	8/31/2029	3.13	65,000,000	63,664,453	63,686,054	62,057,229
Subtotals					1.84	\$ 4,143,000,000	\$ 4,124,739,069	\$ 4,127,600,492	\$ 4,035,998,363
U.S. Agencies	3134GYRY0	Freddie Mac	5/9/2023	11/2/2024	5.29	\$ 25,000,000	\$ 25,000,000	\$ 25,000,000	\$ 24,993,500
U.S. Agencies	3134GYRY0	Freddie Mac	5/9/2023	11/2/2024	5.29	25,000,000	25,000,000	25,000,000	24,993,500
U.S. Agencies	3134GYRY0	Freddie Mac	5/9/2023	11/2/2024	5.29	25,000,000	25,000,000	25,000,000	24,993,500
U.S. Agencies	3134GYRY0	Freddie Mac	5/9/2023	11/2/2024	5.29	25,000,000	25,000,000	25,000,000	24,993,500
U.S. Agencies	3133ENEJ5	Federal Farm Credit Bank	11/18/2021	11/18/2024	0.88	10,000,000	9,988,500	9,999,822	9,978,200
U.S. Agencies	3133ENEJ5	Federal Farm Credit Bank	11/18/2021	11/18/2024	0.88	10,000,000	9,988,500	9,999,822	9,978,200
U.S. Agencies	3133ENEJ5	Federal Farm Credit Bank	11/18/2021	11/18/2024	0.88	50,000,000	49,942,500	49,999,108	49,891,000
U.S. Agencies	3133ENZ94	Federal Farm Credit Bank	11/18/2022	11/18/2024	4.50	25,000,000	24,973,500	24,999,384	24,989,500
U.S. Agencies	3133ELCP7	Federal Farm Credit Bank	12/3/2019	12/3/2024	1.63	25,000,000	24,960,000	24,999,299	24,922,750
U.S. Agencies	3133ENGQ7	Federal Farm Credit Bank	12/9/2021	12/9/2024	0.92	50,000,000	49,985,000	49,999,480	49,783,000
U.S. Agencies	3133ENGQ7	Federal Farm Credit Bank	12/9/2021	12/9/2024	0.92	50,000,000	49,963,000	49,998,717	49,783,000
U.S. Agencies	3133EN4N7	Federal Farm Credit Bank	12/20/2022	12/20/2024	4.25	10,000,000	9,982,900	9,998,854	9,990,500
U.S. Agencies	3133EN4N7	Federal Farm Credit Bank	12/20/2022	12/20/2024	4.25	25,000,000	24,954,500	24,996,950	24,976,250
U.S. Agencies	3133EN4N7	Federal Farm Credit Bank	12/20/2022	12/20/2024	4.25	25,000,000	24,954,500	24,996,950	24,976,250
U.S. Agencies	3133ENKS8	Federal Farm Credit Bank	1/11/2022	1/6/2025	1.13	20,000,000	19,955,000	19,997,278	19,866,000
U.S. Agencies	3133ENKS8	Federal Farm Credit Bank	1/11/2022	1/6/2025	1.13	25,000,000	24,943,750	24,996,597	24,832,500

Investment Inventory

Pooled Fund

Type of Investment	CUSIP	Issuer Name	Settle Date	Maturity		Par Value	Original Cost	Amortized	
				Date	Coupon			Book Value	Market Value
U.S. Agencies	3133ENKS8	Federal Farm Credit Bank	1/11/2022	1/6/2025	1.13	25,000,000	24,943,750	24,996,597	24,832,500
U.S. Agencies	3135GQX24	Fannie Mae	4/21/2021	1/7/2025	1.63	39,060,000	40,632,556	39,137,643	38,836,186
U.S. Agencies	3133ENZ37	Federal Farm Credit Bank	11/10/2022	1/10/2025	4.88	10,000,000	9,999,400	9,999,947	10,003,000
U.S. Agencies	3133ENZ37	Federal Farm Credit Bank	11/10/2022	1/10/2025	4.88	20,000,000	19,998,800	19,999,894	20,006,000
U.S. Agencies	3133ENZ37	Federal Farm Credit Bank	11/10/2022	1/10/2025	4.88	20,000,000	19,999,580	19,999,963	20,006,000
U.S. Agencies	3130B0MZ9	Federal Home Loan Bank	3/27/2024	1/27/2025	5.10	115,000,000	115,000,000	115,000,000	115,105,800
U.S. Agencies	3133EPAG0	Federal Farm Credit Bank	2/10/2023	2/10/2025	4.25	10,000,000	9,947,200	9,992,705	9,957,800
U.S. Agencies	3133EPAG0	Federal Farm Credit Bank	2/10/2023	2/10/2025	4.25	29,875,000	29,716,065	29,853,040	29,838,553
U.S. Agencies	3137EAEP0	Freddie Mac	2/14/2020	2/12/2025	1.50	5,000,000	4,996,150	4,999,783	4,957,150
U.S. Agencies	3137EAEP0	Freddie Mac	2/14/2020	2/12/2025	1.50	5,000,000	4,996,150	4,999,783	4,957,150
U.S. Agencies	3137EAEP0	Freddie Mac	2/14/2020	2/12/2025	1.50	5,000,000	4,996,150	4,999,783	4,957,150
U.S. Agencies	3137EAEP0	Freddie Mac	2/14/2020	2/12/2025	1.50	15,000,000	14,988,450	14,999,348	14,871,450
U.S. Agencies	3137EAEP0	Freddie Mac	2/14/2020	2/12/2025	1.50	50,000,000	49,961,500	49,997,827	49,571,500
U.S. Agencies	3137EAEP0	Freddie Mac	4/21/2021	2/12/2025	1.50	53,532,000	55,450,052	53,673,823	53,073,231
U.S. Agencies	3130AUVZ4	Federal Home Loan Bank	2/13/2023	2/13/2025	4.50	50,000,000	49,921,500	49,988,832	49,955,000
U.S. Agencies	3130AV7L0	Federal Home Loan Bank	3/3/2023	2/28/2025	5.00	25,000,000	24,967,000	24,994,606	25,022,250
U.S. Agencies	3130AV7L0	Federal Home Loan Bank	3/3/2023	2/28/2025	5.00	35,000,000	34,953,800	34,992,448	35,031,150
U.S. Agencies	3133ELQY3	Federal Farm Credit Bank	3/23/2020	3/3/2025	1.21	16,000,000	15,990,720	15,999,373	15,819,200
U.S. Agencies	3133ELQY3	Federal Farm Credit Bank	3/23/2020	3/3/2025	1.21	24,000,000	23,964,240	23,997,584	23,728,800
U.S. Agencies	3133EMWT5	Federal Farm Credit Bank	4/21/2021	4/21/2025	0.60	50,000,000	49,973,500	49,996,898	49,083,500
U.S. Agencies	3135G03U5	Fannie Mae	12/8/2021	4/22/2025	0.63	37,938,000	37,367,792	37,858,328	37,230,836
U.S. Agencies	3135G03U5	Fannie Mae	7/12/2021	4/22/2025	0.63	50,000,000	50,108,000	50,013,461	49,068,000
U.S. Agencies	3135G03U5	Fannie Mae	12/8/2021	4/22/2025	0.63	50,000,000	49,243,950	49,894,362	49,068,000
U.S. Agencies	3133ENXE5	Federal Farm Credit Bank	5/23/2022	5/23/2025	2.85	6,000,000	5,991,600	5,998,444	5,949,180
U.S. Agencies	3133ENXE5	Federal Farm Credit Bank	5/23/2022	5/23/2025	2.85	20,000,000	19,972,000	19,994,814	19,830,600
U.S. Agencies	3130AWER7	Federal Home Loan Bank	6/12/2023	6/6/2025	4.63	10,000,000	9,991,700	9,997,516	10,011,000
U.S. Agencies	3130AWER7	Federal Home Loan Bank	6/12/2023	6/6/2025	4.63	15,000,000	14,987,550	14,996,274	15,016,500
U.S. Agencies	3130AWER7	Federal Home Loan Bank	6/12/2023	6/6/2025	4.63	25,000,000	24,979,250	24,993,789	25,027,500
U.S. Agencies	3130AWER7	Federal Home Loan Bank	6/12/2023	6/6/2025	4.63	52,000,000	51,956,840	51,987,082	52,057,200
U.S. Agencies	3130ASG86	Federal Home Loan Bank	8/4/2022	6/13/2025	3.38	11,940,000	12,000,178	11,952,912	11,863,703
U.S. Agencies	3130ASG86	Federal Home Loan Bank	8/3/2022	6/13/2025	3.38	12,700,000	12,806,045	12,722,731	12,618,847
U.S. Agencies	3130ATST5	Federal Home Loan Bank	5/10/2023	6/13/2025	4.38	3,000,000	3,012,270	3,003,593	3,000,240
U.S. Agencies	3130ATST5	Federal Home Loan Bank	5/8/2023	6/13/2025	4.38	9,915,000	9,975,878	9,932,779	9,915,793
U.S. Agencies	3130ATST5	Federal Home Loan Bank	5/8/2023	6/13/2025	4.38	10,000,000	10,065,000	10,018,983	10,000,800
U.S. Agencies	3130ATST5	Federal Home Loan Bank	5/11/2023	6/13/2025	4.38	10,000,000	10,036,000	10,010,555	10,000,800
U.S. Agencies	3130ATST5	Federal Home Loan Bank	5/17/2023	6/13/2025	4.38	24,000,000	24,079,440	24,023,476	24,001,920
U.S. Agencies	3130ATST5	Federal Home Loan Bank	5/9/2023	6/13/2025	4.38	25,500,000	25,624,695	25,536,464	25,502,040
U.S. Agencies	3130AWLY4	Federal Home Loan Bank	7/25/2023	6/13/2025	5.13	10,800,000	10,818,036	10,805,864	10,850,004
U.S. Agencies	3130AWLY4	Federal Home Loan Bank	7/25/2023	6/13/2025	5.13	48,150,000	48,241,967	48,179,899	48,372,935
U.S. Agencies	3133EN4B3	Federal Farm Credit Bank	12/13/2022	6/13/2025	4.25	15,000,000	14,988,383	14,997,150	14,989,200
U.S. Agencies	3133EN4B3	Federal Farm Credit Bank	12/13/2022	6/13/2025	4.25	15,000,000	14,989,800	14,997,497	14,989,200
U.S. Agencies	3133EN4B3	Federal Farm Credit Bank	12/13/2022	6/13/2025	4.25	15,000,000	14,989,050	14,997,313	14,989,200
U.S. Agencies	3133ENYQ7	Federal Farm Credit Bank	6/13/2022	6/13/2025	2.95	50,000,000	49,975,500	49,994,993	49,557,500
U.S. Agencies	3135G04Z3	Fannie Mae	12/8/2021	6/17/2025	0.50	4,655,000	4,556,640	4,637,575	4,544,183
U.S. Agencies	3135G04Z3	Fannie Mae	12/8/2021	6/17/2025	0.50	10,000,000	9,789,600	9,962,726	9,761,940
U.S. Agencies	3130AN4A5	Federal Home Loan Bank	7/12/2021	6/30/2025	0.70	17,680,000	17,734,631	17,689,086	17,257,448
U.S. Agencies	3133EPKA2	Federal Farm Credit Bank	5/18/2023	8/18/2025	4.00	25,000,000	24,982,000	24,993,657	24,922,500
U.S. Agencies	3133EPKA2	Federal Farm Credit Bank	5/18/2023	8/18/2025	4.00	26,500,000	26,483,835	26,494,304	26,417,850
U.S. Agencies	3133EPKA2	Federal Farm Credit Bank	5/18/2023	8/18/2025	4.00	30,000,000	29,981,700	29,993,552	29,907,000
U.S. Agencies	3135G05X7	Fannie Mae	3/4/2021	8/25/2025	0.38	25,000,000	24,684,250	24,942,644	24,187,750

Investment Inventory

Pooled Fund

Type of Investment	CUSIP	Issuer Name	Settle Date	Maturity		Par Value	Original Cost	Amortized	
				Date	Coupon			Book Value	Market Value
U.S. Agencies	3135G05X7	Fannie Mae	2/25/2021	8/25/2025	0.38	72,500,000	71,862,000	72,384,600	70,144,475
U.S. Agencies	3130A8ZQ9	Federal Home Loan Bank	11/2/2021	9/12/2025	1.75	10,295,000	10,575,333	10,357,628	10,066,657
U.S. Agencies	3133EPVY8	Federal Farm Credit Bank	9/15/2023	9/15/2025	5.00	8,230,000	8,224,074	8,227,422	8,266,459
U.S. Agencies	3133EPVY8	Federal Farm Credit Bank	9/15/2023	9/15/2025	5.00	15,000,000	14,981,850	14,992,104	15,066,450
U.S. Agencies	3133EPVY8	Federal Farm Credit Bank	9/15/2023	9/15/2025	5.00	20,000,000	19,975,800	19,989,473	20,088,600
U.S. Agencies	3137EAEX3	Freddie Mac	3/4/2021	9/23/2025	0.38	22,600,000	22,295,352	22,540,315	21,822,108
U.S. Agencies	3133EPDL6	Federal Farm Credit Bank	3/15/2023	10/1/2025	4.85	50,000,000	50,000,000	50,000,000	50,158,500
U.S. Agencies	3133EPYW9	Federal Farm Credit Bank	10/20/2023	10/20/2025	5.13	24,000,000	23,923,440	23,963,029	24,176,400
U.S. Agencies	3133EPYW9	Federal Farm Credit Bank	10/20/2023	10/20/2025	5.13	25,000,000	24,985,500	24,992,998	25,183,750
U.S. Agencies	3133EPYW9	Federal Farm Credit Bank	10/20/2023	10/20/2025	5.13	35,000,000	34,972,350	34,986,648	35,257,250
U.S. Agencies	3133EPYW9	Federal Farm Credit Bank	10/20/2023	10/20/2025	5.13	50,000,000	49,972,000	49,986,479	50,367,500
U.S. Agencies	3133ENEG1	Federal Farm Credit Bank	11/17/2021	11/17/2025	1.05	39,675,000	39,622,232	39,661,239	38,477,212
U.S. Agencies	3133ENEG1	Federal Farm Credit Bank	11/17/2021	11/17/2025	1.05	55,000,000	54,923,000	54,979,920	53,339,550
U.S. Agencies	3133ENHM5	Federal Farm Credit Bank	12/16/2021	12/16/2025	1.17	45,000,000	44,954,100	44,987,119	43,590,150
U.S. Agencies	3133ENHM5	Federal Farm Credit Bank	12/16/2021	12/16/2025	1.17	50,000,000	49,949,000	49,985,688	48,433,500
U.S. Agencies	3133EN5E6	Federal Farm Credit Bank	12/29/2022	12/29/2025	4.00	15,000,000	14,954,700	14,982,517	14,981,250
U.S. Agencies	3133EN5E6	Federal Farm Credit Bank	12/29/2022	12/29/2025	4.00	20,000,000	19,939,600	19,976,689	19,975,000
U.S. Agencies	3133EN5E6	Federal Farm Credit Bank	12/29/2022	12/29/2025	4.00	25,000,000	24,923,750	24,970,571	24,968,750
U.S. Agencies	3133EN6A3	Federal Farm Credit Bank	1/13/2023	1/13/2026	4.00	20,000,000	19,982,400	19,982,966	19,948,400
U.S. Agencies	3133EN6A3	Federal Farm Credit Bank	1/13/2023	1/13/2026	4.00	30,000,000	29,977,200	29,990,888	29,922,600
U.S. Agencies	3130AUTC8	Federal Home Loan Bank	2/9/2023	2/6/2026	4.01	21,100,000	20,985,427	21,051,571	21,054,213
U.S. Agencies	3133EPJX4	Federal Farm Credit Bank	5/17/2023	2/17/2026	3.63	25,000,000	24,928,500	24,966,416	24,807,750
U.S. Agencies	3133EPJX4	Federal Farm Credit Bank	5/17/2023	2/17/2026	3.63	30,000,000	29,905,500	29,955,612	29,769,300
U.S. Agencies	3133EPBJ3	Federal Farm Credit Bank	2/23/2023	2/23/2026	4.38	25,000,000	24,953,500	24,979,677	25,040,250
U.S. Agencies	3133EPBJ3	Federal Farm Credit Bank	2/23/2023	2/23/2026	4.38	28,000,000	27,954,080	27,979,931	28,045,080
U.S. Agencies	3133EPBJ3	Federal Farm Credit Bank	2/23/2023	2/23/2026	4.38	50,000,000	49,918,000	49,964,162	50,080,500
U.S. Agencies	3133ENJ35	Federal Farm Credit Bank	8/25/2022	2/25/2026	3.32	35,000,000	34,957,650	34,984,086	34,589,450
U.S. Agencies	3130AXB31	Federal Home Loan Bank	11/2/2023	3/13/2026	4.88	10,000,000	9,953,900	9,973,420	10,097,400
U.S. Agencies	3130AXB31	Federal Home Loan Bank	11/2/2023	3/13/2026	4.88	10,000,000	9,950,700	9,971,575	10,097,400
U.S. Agencies	3130AXB31	Federal Home Loan Bank	11/2/2023	3/13/2026	4.88	10,000,000	9,950,700	9,971,575	10,097,400
U.S. Agencies	3130AXB31	Federal Home Loan Bank	4/5/2024	3/13/2026	4.88	25,000,000	25,053,785	25,003,785	25,243,500
U.S. Agencies	3130AXB31	Federal Home Loan Bank	4/2/2024	3/13/2026	4.88	36,730,000	36,803,460	36,781,422	37,087,750
U.S. Agencies	3133EP5K7	Federal Farm Credit Bank	4/2/2024	3/13/2026	4.50	50,000,000	49,758,000	49,830,600	50,187,500
U.S. Agencies	3133EMZ21	Federal Farm Credit Bank	8/9/2021	4/6/2026	0.69	15,500,000	15,458,150	15,487,182	14,754,760
U.S. Agencies	3133ENU00	Federal Farm Credit Bank	4/8/2022	4/8/2026	2.64	20,000,000	19,961,200	19,986,111	19,572,800
U.S. Agencies	3133ENU00	Federal Farm Credit Bank	4/8/2022	4/8/2026	2.64	30,000,000	29,941,800	29,979,166	29,359,200
U.S. Agencies	3130AVWS7	Federal Home Loan Bank	5/10/2023	6/12/2026	3.75	17,045,000	16,991,479	17,017,125	16,938,298
U.S. Agencies	3130AVWS7	Federal Home Loan Bank	5/17/2023	6/12/2026	3.75	20,000,000	19,939,200	19,968,137	19,874,800
U.S. Agencies	3130AWAH3	Federal Home Loan Bank	6/1/2023	6/12/2026	4.00	10,000,000	9,934,300	9,965,102	9,976,000
U.S. Agencies	3130AWAH3	Federal Home Loan Bank	6/1/2023	6/12/2026	4.00	15,000,000	14,899,350	14,946,538	14,964,000
U.S. Agencies	3130AWLZ1	Federal Home Loan Bank	7/10/2023	6/12/2026	4.75	50,000,000	49,856,000	49,920,719	50,439,000
U.S. Agencies	3130B1BT3	Federal Home Loan Bank	6/18/2024	6/12/2026	4.88	13,485,000	13,505,093	13,501,318	13,628,076
U.S. Agencies	3133ERHD6	Federal Farm Credit Bank	6/18/2024	6/12/2026	4.88	20,000,000	20,030,400	20,024,690	20,202,000
U.S. Agencies	3133ERHD6	Federal Farm Credit Bank	6/18/2024	6/12/2026	4.88	32,000,000	32,041,200	32,041,582	32,323,200
U.S. Agencies	3133EPMU6	Federal Farm Credit Bank	6/15/2023	6/15/2026	4.25	20,000,000	19,969,200	19,983,392	20,001,800
U.S. Agencies	3133EPMU6	Federal Farm Credit Bank	6/15/2023	6/15/2026	4.25	24,700,000	24,640,226	24,667,768	24,702,223
U.S. Agencies	3133EPMU6	Federal Farm Credit Bank	6/15/2023	6/15/2026	4.25	30,000,000	29,951,400	29,973,793	30,002,700
U.S. Agencies	3133EPNG6	Federal Farm Credit Bank	6/23/2023	6/23/2026	4.38	25,000,000	24,986,750	24,992,758	25,106,500
U.S. Agencies	3133EPNG6	Federal Farm Credit Bank	6/23/2023	6/23/2026	4.38	25,000,000	24,986,750	24,992,758	25,106,500
U.S. Agencies	3133EPNG6	Federal Farm Credit Bank	6/23/2023	6/23/2026	4.38	50,000,000	49,973,500	49,985,517	50,213,000

Investment Inventory

Pooled Fund

Type of Investment	CUSIP	Issuer Name	Maturity			Par Value	Original Cost	Amortized	
			Settle Date	Date	Coupon			Book Value	Market Value
U.S. Agencies	3133EPVP7	Federal Farm Credit Bank	9/8/2023	7/8/2026	4.75	10,000,000	9,991,700	9,995,071	10,096,100
U.S. Agencies	3133EPVP7	Federal Farm Credit Bank	9/8/2023	7/8/2026	4.75	19,000,000	18,984,800	18,990,974	19,182,590
U.S. Agencies	3133EPVP7	Federal Farm Credit Bank	9/8/2023	7/8/2026	4.75	21,000,000	20,982,780	20,989,775	21,201,810
U.S. Agencies	3130ANNM8	Federal Home Loan Bank	8/19/2021	7/13/2026	1.05	25,000,000	25,000,000	25,000,000	23,659,250
U.S. Agencies	3130ANNM8	Federal Home Loan Bank	8/19/2021	7/13/2026	1.05	25,000,000	25,000,000	25,000,000	23,659,250
U.S. Agencies	3130ANNM8	Federal Home Loan Bank	8/19/2021	7/13/2026	1.05	25,000,000	25,000,000	25,000,000	23,659,250
U.S. Agencies	3130ANNM8	Federal Home Loan Bank	8/19/2021	7/13/2026	1.05	25,000,000	25,000,000	25,000,000	23,659,250
U.S. Agencies	3130ANMP2	Federal Home Loan Bank	8/20/2021	7/27/2026	1.07	25,000,000	25,000,000	25,000,000	23,636,250
U.S. Agencies	3130ANMP2	Federal Home Loan Bank	8/20/2021	7/27/2026	1.07	25,000,000	25,000,000	25,000,000	23,636,250
U.S. Agencies	3130ANMP2	Federal Home Loan Bank	8/20/2021	7/27/2026	1.07	25,000,000	25,000,000	25,000,000	23,636,250
U.S. Agencies	3130ANMP2	Federal Home Loan Bank	8/20/2021	7/27/2026	1.07	25,000,000	25,000,000	25,000,000	23,636,250
U.S. Agencies	3133EPZY4	Federal Farm Credit Bank	10/30/2023	7/30/2026	5.00	3,000,000	2,991,930	2,994,888	3,040,500
U.S. Agencies	3133EPZY4	Federal Farm Credit Bank	10/30/2023	7/30/2026	5.00	9,615,000	9,589,136	9,598,616	9,744,803
U.S. Agencies	3133EPZY4	Federal Farm Credit Bank	10/30/2023	7/30/2026	5.00	16,000,000	15,956,960	15,972,736	16,216,000
U.S. Agencies	3133EPZY4	Federal Farm Credit Bank	10/30/2023	7/30/2026	5.00	25,000,000	24,936,750	24,959,933	25,337,500
U.S. Agencies	3130ANTG5	Federal Home Loan Bank	9/13/2021	8/10/2026	1.05	25,000,000	25,000,000	25,000,000	23,644,250
U.S. Agencies	3130ANTG5	Federal Home Loan Bank	9/13/2021	8/10/2026	1.05	25,000,000	25,000,000	25,000,000	23,644,250
U.S. Agencies	3130ANTG5	Federal Home Loan Bank	9/13/2021	8/10/2026	1.05	25,000,000	25,000,000	25,000,000	23,644,250
U.S. Agencies	3130ANTG5	Federal Home Loan Bank	9/13/2021	8/10/2026	1.05	25,000,000	25,000,000	25,000,000	23,644,250
U.S. Agencies	3133EPSW6	Federal Farm Credit Bank	8/14/2023	8/14/2026	4.50	50,000,000	49,885,000	49,931,693	50,309,500
U.S. Agencies	3130AP6T7	Federal Home Loan Bank	10/1/2021	9/3/2026	1.08	25,000,000	25,000,000	25,000,000	23,604,750
U.S. Agencies	3130AP6T7	Federal Home Loan Bank	10/1/2021	9/3/2026	1.08	25,000,000	25,000,000	25,000,000	23,604,750
U.S. Agencies	3130AP6T7	Federal Home Loan Bank	10/1/2021	9/3/2026	1.08	25,000,000	25,000,000	25,000,000	23,604,750
U.S. Agencies	3130AP6T7	Federal Home Loan Bank	10/1/2021	9/3/2026	1.08	25,000,000	25,000,000	25,000,000	23,604,750
U.S. Agencies	3130B2PJ8	Federal Home Loan Bank	9/13/2024	9/4/2026	3.63	19,000,000	18,974,730	18,976,447	18,823,490
U.S. Agencies	3130B2PJ8	Federal Home Loan Bank	9/13/2024	9/4/2026	3.63	25,000,000	24,966,750	24,969,010	24,767,750
U.S. Agencies	3130B2PJ8	Federal Home Loan Bank	9/13/2024	9/4/2026	3.63	25,900,000	25,865,553	25,867,894	25,659,389
U.S. Agencies	3130B2PJ8	Federal Home Loan Bank	9/13/2024	9/4/2026	3.63	50,000,000	49,933,500	49,938,019	49,535,500
U.S. Agencies	3133EM4X7	Federal Farm Credit Bank	12/12/2023	9/10/2026	0.80	28,975,000	26,174,277	27,081,789	27,232,733
U.S. Agencies	3130AXCP1	Federal Home Loan Bank	10/18/2023	9/11/2026	4.88	11,895,000	11,821,965	11,848,172	12,038,454
U.S. Agencies	3130B3A29	Federal Home Loan Bank	10/11/2024	10/9/2026	4.00	15,000,000	14,996,850	14,996,941	14,953,200
U.S. Agencies	3130B3A29	Federal Home Loan Bank	10/11/2024	10/9/2026	4.00	25,000,000	24,994,750	24,994,901	24,922,000
U.S. Agencies	3130B3A29	Federal Home Loan Bank	10/11/2024	10/9/2026	4.00	25,000,000	24,994,750	24,994,901	24,922,000
U.S. Agencies	3130B3A29	Federal Home Loan Bank	10/11/2024	10/9/2026	4.00	50,000,000	49,989,500	49,989,803	49,844,000
U.S. Agencies	3130APPR0	Federal Home Loan Bank	11/18/2021	10/19/2026	1.43	25,000,000	25,000,000	25,000,000	23,674,500
U.S. Agencies	3130APPR0	Federal Home Loan Bank	11/18/2021	10/19/2026	1.43	25,000,000	25,000,000	25,000,000	23,674,500
U.S. Agencies	3130APPR0	Federal Home Loan Bank	11/18/2021	10/19/2026	1.43	25,000,000	25,000,000	25,000,000	23,674,500
U.S. Agencies	3130APPR0	Federal Home Loan Bank	11/18/2021	10/19/2026	1.43	25,000,000	25,000,000	25,000,000	23,674,500
U.S. Agencies	3133EPZA6	Federal Farm Credit Bank	10/20/2023	10/20/2026	4.88	14,000,000	13,904,940	13,937,725	14,169,120
U.S. Agencies	3133EPZA6	Federal Farm Credit Bank	10/20/2023	10/20/2026	4.88	30,000,000	29,834,100	29,891,317	30,362,400
U.S. Agencies	3130AQ7L1	Federal Home Loan Bank	12/16/2021	11/16/2026	1.61	25,000,000	25,000,000	25,000,000	23,697,000
U.S. Agencies	3130AQ7L1	Federal Home Loan Bank	12/16/2021	11/16/2026	1.61	25,000,000	25,000,000	25,000,000	23,697,000
U.S. Agencies	3130AQ7L1	Federal Home Loan Bank	12/16/2021	11/16/2026	1.61	25,000,000	25,000,000	25,000,000	23,697,000
U.S. Agencies	3130AQ7L1	Federal Home Loan Bank	12/16/2021	11/16/2026	1.61	25,000,000	25,000,000	25,000,000	23,697,000
U.S. Agencies	3130AXU63	Federal Home Loan Bank	11/17/2023	11/17/2026	4.63	50,000,000	49,911,500	49,939,762	50,488,500
U.S. Agencies	3130AQJ95	Federal Home Loan Bank	1/14/2022	12/14/2026	1.65	25,000,000	25,000,000	25,000,000	23,669,500
U.S. Agencies	3130AQJ95	Federal Home Loan Bank	1/14/2022	12/14/2026	1.65	25,000,000	25,000,000	25,000,000	23,669,500
U.S. Agencies	3130AQJ95	Federal Home Loan Bank	1/14/2022	12/14/2026	1.65	25,000,000	25,000,000	25,000,000	23,669,500
U.S. Agencies	3130AQJ95	Federal Home Loan Bank	1/14/2022	12/14/2026	1.65	25,000,000	25,000,000	25,000,000	23,669,500
U.S. Agencies	3133ERWR8	Federal Farm Credit Bank	10/8/2024	1/7/2027	3.50	12,500,000	12,373,750	12,377,441	12,330,500

Investment Inventory

Pooled Fund

Type of Investment	CUSIP	Issuer Name	Maturity			Par Value	Original Cost	Amortized	
			Settle Date	Date	Coupon			Book Value	Market Value
U.S. Agencies	3130AYPN0	Federal Home Loan Bank	1/29/2024	1/15/2027	4.13	12,000,000	11,973,000	11,979,912	11,998,560
U.S. Agencies	3130AYPN0	Federal Home Loan Bank	1/29/2024	1/15/2027	4.13	25,000,000	24,943,750	24,958,150	24,997,000
U.S. Agencies	3130AYPN0	Federal Home Loan Bank	1/29/2024	1/15/2027	4.13	29,350,000	29,283,963	29,300,869	29,346,478
U.S. Agencies	3130AYPN0	Federal Home Loan Bank	1/29/2024	1/15/2027	4.13	50,000,000	49,887,500	49,916,301	49,994,000
U.S. Agencies	3133EPX91	Federal Farm Credit Bank	1/25/2024	1/25/2027	4.13	5,000,000	4,992,850	4,994,683	4,997,800
U.S. Agencies	3133EPX91	Federal Farm Credit Bank	1/25/2024	1/25/2027	4.13	10,000,000	9,986,600	9,990,036	9,995,600
U.S. Agencies	3133EPX91	Federal Farm Credit Bank	1/25/2024	1/25/2027	4.13	25,000,000	24,968,500	24,976,576	24,989,000
U.S. Agencies	3133EPX91	Federal Farm Credit Bank	1/25/2024	1/25/2027	4.13	35,000,000	34,955,900	34,967,207	34,984,600
U.S. Agencies	3133EPX91	Federal Farm Credit Bank	1/25/2024	1/25/2027	4.13	50,000,000	49,933,000	49,950,178	49,978,000
U.S. Agencies	3130ARB59	Federal Home Loan Bank	3/22/2022	3/8/2027	2.35	25,000,000	25,000,000	25,000,000	23,927,000
U.S. Agencies	3130ARB59	Federal Home Loan Bank	3/22/2022	3/8/2027	2.35	25,000,000	25,000,000	25,000,000	23,927,000
U.S. Agencies	3130ARB59	Federal Home Loan Bank	3/22/2022	3/8/2027	2.35	25,000,000	25,000,000	25,000,000	23,927,000
U.S. Agencies	3130ARB59	Federal Home Loan Bank	3/22/2022	3/8/2027	2.35	25,000,000	25,000,000	25,000,000	23,927,000
U.S. Agencies	3133ENR49	Federal Farm Credit Bank	3/16/2022	3/10/2027	1.68	48,573,000	47,432,020	48,034,483	45,925,772
U.S. Agencies	3133EP6K6	Federal Farm Credit Bank	4/2/2024	3/26/2027	4.50	50,000,000	49,910,000	49,927,619	50,392,500
U.S. Agencies	3133ENTS9	Federal Farm Credit Bank	4/6/2022	4/5/2027	2.60	22,500,000	22,392,338	22,447,791	21,683,925
U.S. Agencies	3133ENTS9	Federal Farm Credit Bank	4/6/2022	4/5/2027	2.60	24,500,000	24,377,010	24,440,358	23,611,385
U.S. Agencies	3133ENTS9	Federal Farm Credit Bank	4/6/2022	4/5/2027	2.60	25,000,000	24,804,000	24,904,953	24,093,250
U.S. Agencies	3130BOTY5	Federal Home Loan Bank	4/11/2024	4/9/2027	4.75	17,000,000	16,955,120	16,963,497	17,252,960
U.S. Agencies	3130BOTY5	Federal Home Loan Bank	4/11/2024	4/9/2027	4.75	20,000,000	19,947,200	19,957,055	20,297,600
U.S. Agencies	3130BOTY5	Federal Home Loan Bank	4/11/2024	4/9/2027	4.75	40,000,000	39,894,400	39,914,109	40,595,200
U.S. Agencies	3130BOTY5	Federal Home Loan Bank	4/11/2024	4/9/2027	4.75	48,000,000	47,873,280	47,896,931	48,714,240
U.S. Agencies	3133EPDS7	Federal Farm Credit Bank	5/13/2024	5/6/2027	4.75	12,727,000	12,748,236	12,738,144	12,900,724
U.S. Agencies	3133EN2L3	Federal Farm Credit Bank	11/17/2022	5/17/2027	4.13	4,650,000	4,646,792	4,648,189	4,646,048
U.S. Agencies	3133EN2L3	Federal Farm Credit Bank	11/17/2022	5/17/2027	4.13	5,000,000	4,996,550	4,998,052	4,995,750
U.S. Agencies	3133EN2L3	Federal Farm Credit Bank	11/17/2022	5/17/2027	4.13	21,000,000	20,987,001	20,992,661	20,982,150
U.S. Agencies	3133EN2L3	Federal Farm Credit Bank	11/17/2022	5/17/2027	4.13	25,000,000	24,982,750	24,990,261	24,978,750
U.S. Agencies	3133EPP66	Federal Farm Credit Bank	12/20/2023	5/20/2027	4.00	31,000,000	30,905,760	30,929,717	30,884,990
U.S. Agencies	3133EPP66	Federal Farm Credit Bank	12/20/2023	5/20/2027	4.00	58,850,000	58,662,269	58,709,992	58,631,667
U.S. Agencies	3130ASGU7	Federal Home Loan Bank	7/19/2022	6/11/2027	3.50	10,000,000	10,141,500	10,075,340	9,835,700
U.S. Agencies	3130ASGU7	Federal Home Loan Bank	7/19/2022	6/11/2027	3.50	12,375,000	12,552,829	12,469,683	12,171,679
U.S. Agencies	3130ASGU7	Federal Home Loan Bank	7/20/2022	6/11/2027	3.50	21,725,000	22,016,550	21,880,319	21,368,058
U.S. Agencies	3130AX4E5	Federal Home Loan Bank	5/13/2024	6/11/2027	4.50	11,000,000	10,937,190	10,946,801	11,094,105
U.S. Agencies	3130B1EF0	Federal Home Loan Bank	7/10/2024	6/11/2027	4.63	20,700,000	20,795,634	20,785,407	20,940,141
U.S. Agencies	3133EPMV4	Federal Farm Credit Bank	6/15/2023	6/15/2027	4.13	28,940,000	28,911,928	28,921,631	28,911,928
U.S. Agencies	3133ENZK9	Federal Farm Credit Bank	7/7/2022	6/28/2027	3.24	27,865,000	28,099,066	27,989,827	27,225,498
U.S. Agencies	3133ERJZ5	Federal Farm Credit Bank	6/28/2024	6/28/2027	4.50	30,000,000	29,985,840	29,987,469	30,249,600
U.S. Agencies	3133ERVR9	Federal Farm Credit Bank	9/30/2024	7/1/2027	3.50	55,000,000	54,925,200	54,927,584	54,099,100
U.S. Agencies	3133ERKM2	Federal Farm Credit Bank	7/9/2024	7/8/2027	4.50	25,000,000	25,033,250	25,029,755	25,209,000
U.S. Agencies	3133ERKM2	Federal Farm Credit Bank	7/10/2024	7/8/2027	4.50	25,000,000	25,025,500	25,022,840	25,209,000
U.S. Agencies	3133ERMB4	Federal Farm Credit Bank	7/23/2024	7/23/2027	4.25	10,000,000	9,996,500	9,996,823	10,020,300
U.S. Agencies	3133ERMB4	Federal Farm Credit Bank	7/23/2024	7/23/2027	4.25	15,000,000	14,994,750	14,995,234	15,030,450
U.S. Agencies	3133EPBM6	Federal Farm Credit Bank	2/23/2023	8/23/2027	4.13	10,000,000	9,974,000	9,983,770	9,986,600
U.S. Agencies	3133ERXJ5	Federal Farm Credit Bank	10/15/2024	10/15/2027	3.88	5,000,000	4,997,250	4,997,293	4,964,050
U.S. Agencies	3133ERXJ5	Federal Farm Credit Bank	10/15/2024	10/15/2027	3.88	8,000,000	7,996,160	7,996,220	7,942,480
U.S. Agencies	3133EPC60	Federal Farm Credit Bank	11/15/2023	11/15/2027	4.63	27,950,000	27,834,008	27,861,954	28,299,375
U.S. Agencies	3133EPC60	Federal Farm Credit Bank	11/15/2023	11/15/2027	4.63	33,300,000	33,161,472	33,194,848	33,716,250
U.S. Agencies	3135GANG2	Fannie Mae	2/14/2024	2/18/2028	5.13	25,000,000	25,000,000	25,000,000	24,961,000
U.S. Agencies	3135GANG2	Fannie Mae	2/14/2024	2/18/2028	5.13	25,000,000	25,000,000	25,000,000	24,961,000
U.S. Agencies	3135GANG2	Fannie Mae	2/14/2024	2/18/2028	5.13	50,000,000	50,000,000	50,000,000	49,922,000

Investment Inventory

Pooled Fund

Type of Investment	CUSIP	Issuer Name	Maturity			Par Value	Original Cost	Amortized	
			Settle Date	Date	Coupon			Book Value	Market Value
U.S. Agencies	3133EP5S0	Federal Farm Credit Bank	4/9/2024	3/20/2028	4.25	4,971,000	4,916,667	4,924,434	4,975,971
U.S. Agencies	3133ERGL9	Federal Farm Credit Bank	6/26/2024	6/7/2028	4.50	14,934,000	14,962,076	14,959,584	15,114,403
U.S. Agencies	3133ERGL9	Federal Farm Credit Bank	6/7/2024	6/7/2028	4.50	15,000,000	14,994,600	14,995,143	15,181,200
U.S. Agencies	3133ERGL9	Federal Farm Credit Bank	6/26/2024	6/7/2028	4.50	20,000,000	20,037,600	20,034,262	20,241,600
U.S. Agencies	3133EPSK2	Federal Farm Credit Bank	8/7/2023	8/7/2028	4.25	19,500,000	19,412,250	19,433,959	19,538,610
U.S. Agencies	3133EPUN3	Federal Farm Credit Bank	8/28/2023	8/28/2028	4.50	10,000,000	9,979,100	9,984,030	10,107,100
U.S. Agencies	3133EPUN3	Federal Farm Credit Bank	8/28/2023	8/28/2028	4.50	15,000,000	14,962,800	14,971,576	15,160,650
U.S. Agencies	3133EPUN3	Federal Farm Credit Bank	8/28/2023	8/28/2028	4.50	25,000,000	24,943,500	24,956,829	25,267,750
U.S. Agencies	3133EPUN3	Federal Farm Credit Bank	8/28/2023	8/28/2028	4.50	33,000,000	32,904,960	32,927,380	33,353,430
U.S. Agencies	3133ERHN4	Federal Farm Credit Bank	6/20/2024	10/20/2028	4.25	5,000,000	4,972,100	4,974,462	5,009,850
U.S. Agencies	3133ERHN4	Federal Farm Credit Bank	6/20/2024	10/20/2028	4.25	38,000,000	37,785,300	37,803,474	38,074,860
U.S. Agencies	3133EPC45	Federal Farm Credit Bank	11/13/2023	11/13/2028	4.63	12,000,000	11,984,040	11,987,132	12,201,600
U.S. Agencies	3133EPC45	Federal Farm Credit Bank	11/13/2023	11/13/2028	4.63	20,000,000	19,971,600	19,977,103	20,336,000
U.S. Agencies	3133EPC45	Federal Farm Credit Bank	11/13/2023	11/13/2028	4.63	55,000,000	54,922,285	54,937,343	55,924,000
U.S. Agencies	3130B3GD9	Federal Home Loan Bank	10/28/2024	11/27/2028	4.00	47,025,000	46,940,355	46,949,582	46,978,445
U.S. Agencies	3130AVBD3	Federal Home Loan Bank	4/9/2024	3/9/2029	4.50	25,000,000	25,018,750	25,016,598	25,312,750
U.S. Agencies	3133EP5U5	Federal Farm Credit Bank	4/8/2024	3/20/2029	4.13	51,660,000	51,008,309	51,082,963	51,513,802
U.S. Agencies	3133ERDH1	Federal Farm Credit Bank	5/8/2024	4/30/2029	4.75	27,892,000	28,191,755	28,162,571	28,524,869
U.S. Agencies	3133ERDH1	Federal Farm Credit Bank	5/8/2024	4/30/2029	4.75	30,000,000	30,317,400	30,286,498	30,680,700
U.S. Agencies	3133ERDH1	Federal Farm Credit Bank	5/8/2024	4/30/29	4.75	63085000	63763794.6	63697707.34	64516398.65
U.S. Agencies	3133ERGS4	Federal Farm Credit Bank	6/26/2024	6/11/2029	4.25	10,000,000	9,967,600	9,969,890	10,022,340
U.S. Agencies	3133ERGS4	Federal Farm Credit Bank	6/26/2024	6/11/2029	4.25	10,000,000	9,967,600	9,969,890	10,022,340
U.S. Agencies	3133ERGS4	Federal Farm Credit Bank	6/26/2024	6/11/2029	4.25	10,000,000	9,967,600	9,969,890	10,022,340
U.S. Agencies	3133ERGS4	Federal Farm Credit Bank	6/26/2024	6/11/2029	4.25	20,000,000	19,935,200	19,939,780	20,044,680
U.S. Agencies	3133ERGS4	Federal Farm Credit Bank	6/26/2024	6/11/2029	4.25	29,000,000	28,923,730	28,929,121	29,064,786
U.S. Agencies	3130B2XR1	Federal Home Loan Bank	10/2/2024	7/2/2029	4.01	25,000,000	25,000,000	25,000,000	24,427,250
U.S. Agencies	3130B2XR1	Federal Home Loan Bank	10/2/2024	7/2/2029	4.01	25,000,000	25,000,000	25,000,000	24,427,250
U.S. Agencies	3130B2XR1	Federal Home Loan Bank	10/2/2024	7/2/2029	4.01	65,000,000	65,000,000	65,000,000	63,510,850
U.S. Agencies	3134H16K4	Freddie Mac	7/16/2024	7/9/2029	5.38	25,000,000	25,000,000	25,000,000	25,030,500
U.S. Agencies	3134H16K4	Freddie Mac	7/16/2024	7/9/2029	5.38	25,000,000	25,000,000	25,000,000	25,030,500
U.S. Agencies	3134H16K4	Freddie Mac	7/16/2024	7/9/2029	5.38	65,000,000	65,000,000	65,000,000	65,079,300
U.S. Agencies	3133ERKX8	Federal Farm Credit Bank	7/12/2024	7/12/2029	4.25	20,000,000	19,989,200	19,989,862	20,045,200
U.S. Agencies	3130B2KJ3	Federal Home Loan Bank	9/4/2024	9/4/2029	4.63	25,000,000	25,000,000	25,000,000	24,829,750
U.S. Agencies	3130B2KJ3	Federal Home Loan Bank	9/4/2024	9/4/2029	4.63	25,000,000	25,000,000	25,000,000	24,829,750
U.S. Agencies	3130B2KJ3	Federal Home Loan Bank	9/4/2024	9/4/2029	4.63	50,000,000	50,000,000	50,000,000	49,659,500
U.S. Agencies	3130ATHX8	Federal Home Loan Bank	9/27/2024	9/14/2029	4.13	15,000,000	15,392,700	15,385,119	14,946,960
U.S. Agencies	3130ATHX8	Federal Home Loan Bank	10/29/2024	9/14/2029	4.13	15,000,000	15,048,300	15,048,219	14,946,960
U.S. Agencies	3130ATHX8	Federal Home Loan Bank	10/29/2024	9/14/2029	4.13	15,000,000	15,043,200	15,043,127	14,946,960
U.S. Agencies	3130ATHX8	Federal Home Loan Bank	10/29/2024	9/14/2029	4.13	25,590,000	25,663,699	25,663,575	25,499,514
U.S. Agencies	3130B2TG0	Federal Home Loan Bank	9/24/2024	9/24/2029	4.38	25,000,000	25,000,000	25,000,000	24,903,500
U.S. Agencies	3130B2TG0	Federal Home Loan Bank	9/24/2024	9/24/2029	4.38	25,000,000	25,000,000	25,000,000	24,903,500
U.S. Agencies	3130B2TG0	Federal Home Loan Bank	9/24/2024	9/24/2029	4.38	65,000,000	65,000,000	65,000,000	64,749,100
U.S. Agencies	3134HARP0	Freddie Mac	10/15/2024	10/15/2029	5.13	25,000,000	25,000,000	25,000,000	24,956,750
U.S. Agencies	3134HARP0	Freddie Mac	10/15/2024	10/15/2029	5.13	25,000,000	25,000,000	25,000,000	24,956,750
U.S. Agencies	3134HARP0	Freddie Mac	10/15/2024	10/15/2029	5.13	65,000,000	65,000,000	65,000,000	64,887,550
Subtotals					3.52	\$ 6,868,652,000	\$ 6,861,299,091	\$ 6,863,844,179	\$ 6,807,062,068
Public Time Deposits	PPGHASP70	Bridge Bank NA	6/17/2024	12/16/2024	5.36	\$ 10,000,000	\$ 10,000,000	\$ 10,000,000	\$ 10,000,000
Public Time Deposits	PPGO10LI6	Bank of San Francisco	7/8/2024	1/6/2025	5.35	10,000,000	10,000,000	10,000,000	10,000,000
Public Time Deposits	PPGICJO02	Bridge Bank NA	7/15/2024	1/13/2025	5.33	10,000,000	10,000,000	10,000,000	10,000,000
Subtotals					5.35	\$ 30,000,000	\$ 30,000,000	\$ 30,000,000	\$ 30,000,000

Investment Inventory

Pooled Fund

Type of Investment	CUSIP	Issuer Name	Settle Date	Maturity		Coupon	Par Value	Original Cost	Amortized	
				Date					Book Value	Market Value
Negotiable CDs	06367DEK7	Bank of Montreal/CHI	11/8/2023	11/6/2024		5.80	\$ 50,000,000	\$ 50,000,000	\$ 50,000,000	\$ 50,007,000
Negotiable CDs	06367DJB2	Bank of Montreal/CHI	4/12/2024	11/8/2024		5.44	51,000,000	51,000,000	51,000,000	51,006,120
Negotiable CDs	89115BT59	Toronto Dominion Bank/NY	4/15/2024	12/2/2024		5.51	50,000,000	50,000,000	50,000,000	50,027,500
Negotiable CDs	13606KZ66	Canadian Imperial Bank/NY	4/4/2024	1/2/2025		5.40	50,000,000	50,000,000	50,000,000	50,046,000
Negotiable CDs	89115DK21	Toronto Dominion Bank/NY	4/4/2024	1/2/2025		5.40	50,000,000	50,000,000	50,000,000	50,043,500
Negotiable CDs	78015JQ34	Royal Bank of Canada/NY	5/8/2024	1/28/2025		5.45	25,000,000	25,000,000	25,000,000	25,038,000
Negotiable CDs	06367DL94	Bank of Montreal/CHI	7/2/2024	2/24/2025		5.41	76,000,000	76,000,000	76,000,000	76,169,480
Negotiable CDs	13606K5B8	Canadian Imperial Bank/NY	7/2/2024	2/24/2025		5.41	50,000,000	50,000,000	50,000,000	50,112,500
Negotiable CDs	06367DLL7	Bank of Montreal/CHI	8/15/2024	3/12/2025		4.87	90,000,000	90,000,000	90,000,000	90,068,400
Negotiable CDs	89115BSZ4	Toronto Dominion Bank/NY	4/15/2024	4/9/2025		5.55	50,000,000	50,000,000	50,000,000	50,174,000
Negotiable CDs	06367DJY2	Bank of Montreal/CHI	5/14/2024	5/5/2025		5.47	50,000,000	50,000,000	50,000,000	50,203,000
Negotiable CDs	89115DR65	Toronto Dominion Bank/NY	5/14/2024	5/5/2025		5.47	65,000,000	65,000,000	65,000,000	65,252,850
Negotiable CDs	78015JWF0	Royal Bank of Canada/NY	9/24/2024	6/24/2025		4.22	100,000,000	100,000,000	100,000,000	99,817,000
Negotiable CDs	06367DM44	Bank of Montreal/CHI	9/23/2024	6/30/2025		4.25	100,000,000	100,000,000	100,000,000	99,821,000
Negotiable CDs	13606DAG7	Canadian Imperial Bank/NY	9/23/2024	6/30/2025		4.25	100,000,000	100,000,000	100,000,000	99,823,000
Negotiable CDs	78015JVF1	Royal Bank of Canada/NY	8/15/2024	7/1/2025		4.61	50,000,000	50,000,000	50,000,000	50,028,500
Negotiable CDs	78015JTB3	Royal Bank of Canada/NY	7/16/2024	7/14/2025		5.09	50,000,000	50,000,000	50,000,000	50,188,000
Subtotals						5.02	\$ 1,057,000,000	\$ 1,057,000,000	\$ 1,057,000,000	\$ 1,057,825,850
Commercial Paper	62479LL45	MUFG Bank Ltd/NY	4/12/2024	11/4/2024		0.00	\$ 23,000,000	\$ 22,303,777	\$ 22,989,861	\$ 22,984,544
Commercial Paper	62479LLJ2	MUFG Bank Ltd/NY	4/12/2024	11/18/2024		0.00	52,000,000	50,318,956	51,870,101	51,870,104
Commercial Paper	62479LLL7	MUFG Bank Ltd/NY	10/21/2024	11/20/2024		0.00	12,000,000	11,952,900	11,970,170	11,966,976
Commercial Paper	89233GM29	Toyota Motor Credit	4/15/2024	12/2/2024		0.00	65,000,000	62,789,458	64,703,347	64,717,315
Commercial Paper	62479LM44	MUFG Bank Ltd/NY	4/30/2024	12/4/2024		0.00	36,000,000	34,835,880	35,823,780	35,837,208
Commercial Paper	62479LMD4	MUFG Bank Ltd/NY	6/24/2024	12/13/2024		0.00	15,000,000	14,619,450	14,907,075	14,914,380
Commercial Paper	62479LMG7	MUFG Bank Ltd/NY	4/30/2024	12/16/2024		0.00	50,000,000	48,297,361	49,666,875	49,694,750
Commercial Paper	89233GGM8	Toyota Motor Credit	5/20/2024	12/16/2024		0.00	65,000,000	62,994,208	64,570,187	64,599,795
Commercial Paper	62479LMJ1	MUFG Bank Ltd/NY	6/24/2024	12/18/2024		0.00	50,000,000	48,694,625	49,653,375	49,681,500
Commercial Paper	62479LMP7	MUFG Bank Ltd/NY	10/21/2024	12/23/2024		0.00	15,000,000	14,875,313	14,897,083	14,894,475
Commercial Paper	62479LMP7	MUFG Bank Ltd/NY	6/24/2024	12/23/2024		0.00	22,000,000	21,410,522	21,831,578	21,845,230
Commercial Paper	62479LMW2	MUFG Bank Ltd/NY	6/24/2024	12/30/2024		0.00	15,000,000	14,582,625	14,869,708	14,880,510
Commercial Paper	62479LNM3	MUFG Bank Ltd/NY	10/21/2024	1/21/2025		0.00	17,000,000	16,794,942	16,819,460	16,816,553
Commercial Paper	62479LNP6	MUFG Bank Ltd/NY	6/24/2024	1/23/2025		0.00	15,000,000	14,532,288	14,817,746	14,834,295
Commercial Paper	89233GNQ5	Toyota Motor Credit	5/10/2024	1/24/2025		0.00	60,000,000	57,729,433	59,263,600	59,334,000
Commercial Paper	89233GNU6	Toyota Motor Credit	6/25/2024	1/28/2025		0.00	50,000,000	48,420,722	49,359,556	49,420,000
Commercial Paper	62479LNV3	MUFG Bank Ltd/NY	5/7/2024	1/29/2025		0.00	50,000,000	48,045,708	49,348,569	49,409,550
Commercial Paper	89233GPC4	Toyota Motor Credit	8/28/2024	2/12/2025		0.00	75,000,000	73,292,000	73,952,833	73,989,375
Commercial Paper	62479LPL3	MUFG Bank Ltd/NY	9/27/2024	2/20/2025		0.00	60,000,000	58,909,867	59,171,200	59,146,000
Commercial Paper	62479LPM1	MUFG Bank Ltd/NY	7/17/2024	2/21/2025		0.00	8,000,000	7,749,853	7,882,071	7,882,928
Commercial Paper	62479LQA6	MUFG Bank Ltd/NY	7/17/2024	3/10/2025		0.00	25,000,000	24,162,528	24,542,229	24,581,700
Commercial Paper	62479LQE8	MUFG Bank Ltd/NY	7/17/2024	3/14/2025		0.00	26,000,000	25,114,267	25,509,156	25,552,046
Commercial Paper	62479LQE8	MUFG Bank Ltd/NY	7/15/2024	3/14/2025		0.00	50,000,000	48,279,111	49,054,222	49,138,550
Commercial Paper	62479LQEM0	MUFG Bank Ltd/NY	7/17/2024	3/21/2025		0.00	15,000,000	14,475,125	14,702,500	14,728,530
Commercial Paper	89233GQQ2	Toyota Motor Credit	7/2/2024	3/24/2025		0.00	50,000,000	48,093,472	48,971,194	49,080,300
Commercial Paper	89233GQQ2	Toyota Motor Credit	7/18/2024	3/24/2025		0.00	50,000,000	48,250,083	48,995,028	49,080,300
Commercial Paper	89233GQQ2	Toyota Motor Credit	7/30/2024	3/24/2025		0.00	60,000,000	58,017,100	58,803,567	58,896,360
Commercial Paper	89233GQR0	Toyota Motor Credit	10/23/2024	3/25/2025		0.00	40,000,000	39,212,900	39,259,200	39,259,400
Commercial Paper	89233GRM0	Toyota Motor Credit	10/23/2024	4/21/2025		0.00	65,000,000	63,518,000	63,592,100	63,585,210
Subtotals						0.00	\$ 1,136,000,000	\$ 1,102,272,475	\$ 1,121,787,373	\$ 1,122,621,884

Investment Inventory

Pooled Fund

Type of Investment	CUSIP	Issuer Name	Settle Date	Maturity		Coupon	Par Value	Original Cost	Amortized	
				Date	Date				Book Value	Market Value
Medium Term Notes	594918BJ2	Microsoft	9/26/2024	11/3/2025	3.13	\$ 11,749,000	\$ 11,650,191	\$ 11,659,018	\$ 11,602,255	
Medium Term Notes	91324PFF4	United Health	7/25/2024	7/15/2026	4.75	15,000,000	14,974,800	14,978,265	15,089,850	
Medium Term Notes	594918CN2	Microsoft	7/9/2024	9/15/2026	3.40	6,452,000	6,270,957	6,297,047	6,348,252	
Medium Term Notes	594918CN2	Microsoft	7/9/2024	9/15/2026	3.40	13,009,000	12,645,919	12,698,243	12,799,815	
Medium Term Notes	14913UAN0	Caterpillar	9/18/2024	10/16/2026	4.45	18,385,000	18,600,288	18,587,791	18,397,686	
Medium Term Notes	037833CJ7	Apple	9/18/2024	2/9/2027	3.35	50,000,000	49,586,000	49,606,842	48,966,500	
Medium Term Notes	24422EXV6	John Deere	9/6/2024	7/15/2027	4.20	10,000,000	9,998,600	9,998,675	9,942,500	
Subtotals						0.21	\$ 124,595,000	\$ 123,726,755	\$ 123,825,881	\$ 123,146,858
Money Market Funds	09248U718	BlackRock Liquidity Funds T-Fund	10/31/2024	11/1/2024	4.75	\$ 13,917,883	\$ 13,917,883	\$ 13,917,883	\$ 13,917,883	
Money Market Funds	31607A703	Fidelity Govt Portfolio	10/31/2024	11/1/2024	4.73	413,851,684	413,851,684	413,851,684	413,851,684	
Money Market Funds	608919718	Federated Hermes Govt Obligations F	10/31/2024	11/1/2024	4.77	335,595,519	335,595,519	335,595,519	335,595,519	
Money Market Funds	262006208	Dreyfus Government Cash Manageme	10/31/2024	11/1/2024	4.76	22,196,295	22,196,295	22,196,295	22,196,295	
Money Market Funds	85749T517	State Street Institutional U.S. Govt MV	10/31/2024	11/1/2024	4.78	779,358,155	779,358,155	779,358,155	779,358,155	
Money Market Funds	61747C319	Morgan Stanley Institutional Liquidity F	10/31/2024	11/1/2024	4.78	620,240,125	620,240,125	620,240,125	620,240,125	
Subtotals						4.77	\$ 2,185,159,660	\$ 2,185,159,660	\$ 2,185,159,660	\$ 2,185,159,660
Supranational	4581X0CM8	Inter-American Development Bank	4/26/2021	1/15/2025	2.13	\$ 100,000,000	\$ 105,676,000	\$ 100,313,015	\$ 99,463,000	
Supranational	459058HT3	Int'l Bank for Recon and Dev	3/22/2024	1/15/2025	1.63	29,314,000	28,488,811	29,107,013	29,129,029	
Supranational	459058JB0	Int'l Bank for Recon and Dev	7/23/2021	4/22/2025	0.63	40,000,000	40,086,000	40,010,805	39,262,800	
Supranational	4581X0DN5	Inter-American Development Bank	11/1/2021	7/15/2025	0.63	28,900,000	28,519,098	28,827,877	28,136,751	
Supranational	45950VRU2	International Finance Corp	1/26/2023	1/26/2026	4.02	100,000,000	100,000,000	100,000,000	99,411,000	
Supranational	45818WDG8	Inter-American Development Bank	8/25/2021	2/27/2026	0.82	19,500,000	19,556,907	19,516,689	18,646,290	
Supranational	459058KJ1	Int'l Bank for Recon and Dev	7/17/2024	6/15/2027	3.13	12,323,000	11,934,333	11,973,455	12,003,465	
Supranational	4581X0EN4	Inter-American Development Bank	4/9/2024	2/15/2029	4.13	25,000,000	24,630,000	24,672,989	24,970,750	
Supranational	4581X0EN4	Inter-American Development Bank	7/17/2024	2/15/2029	4.13	50,000,000	49,827,000	49,838,058	49,941,500	
Subtotals						2.65	\$ 405,037,000	\$ 408,718,149	\$ 404,259,900	\$ 400,964,584
Secured Bank Deposit	0660P0999	Bank of America TTX INV Deposit Acc	10/31/2024	11/1/2024	5.35	101,943,930	101,943,930	101,943,930	101,943,930	
Subtotals						5.35	\$ 101,943,930	\$ 101,943,930	\$ 101,943,930	\$ 101,943,930
Grand Totals						3.08	\$ 16,051,387,590	\$ 15,994,859,128	\$ 16,015,421,414	\$ 15,864,723,197

Monthly Investment Earnings

Pooled Fund

For month ended October 31, 2024

Type of Investment	CUSIP	Issuer Name	Par Value	Accrued Interest Earned	(Amortization) / Accretion	Realized Gain/(Loss)	Total Earnings
U.S. Treasuries	912797LD7	B 0.000 11/14/2024	\$ 65,000,000		283,052		\$ 283,052
U.S. Treasuries	912797MP9	B 0.000 12/17/2024	75,000,000		318,719		318,719
U.S. Treasuries	912797MX2	B 0.000 01/14/2025	68,000,000		273,923		273,923
U.S. Treasuries	9128284N7	T 2.875 05/15/2028	65,000,000	157,422	81,130		238,551
U.S. Treasuries	9128286B1	T 2.625 02/15/2029	50,000,000	110,564	75,077		185,641
U.S. Treasuries	912828G38	T 2.250 11/15/2024	50,000,000	94,769	(72,728)		22,041
U.S. Treasuries	912828G38	T 2.250 11/15/2024	50,000,000	94,769	(74,467)		20,302
U.S. Treasuries	912828R36	T 1.625 05/15/2026	50,000,000	68,444	(38,871)		29,573
U.S. Treasuries	912828R36	T 1.625 05/15/2026	50,000,000	68,444	(34,036)		34,409
U.S. Treasuries	912828XB1	T 2.125 05/15/2025	50,000,000	89,504	(65,387)		24,117
U.S. Treasuries	912828YM6	T 1.500 10/31/2024		61,141	(40,450)		20,691
U.S. Treasuries	912828YY0	T 1.750 12/31/2024	50,000,000	73,709	(49,765)		23,945
U.S. Treasuries	912828Z52	T 1.375 01/31/2025	50,000,000	57,914	(33,489)		24,426
U.S. Treasuries	912828Z52	T 1.375 01/31/2025	50,000,000	57,914	(33,700)		24,214
U.S. Treasuries	912828ZC7	T 1.125 02/28/2025	50,000,000	48,170	(21,690)		26,480
U.S. Treasuries	912828ZC7	T 1.125 02/28/2025	50,000,000	48,170	(21,636)		26,534
U.S. Treasuries	912828ZF0	T 0.500 03/31/2025	50,000,000	21,291	4,732		26,023
U.S. Treasuries	912828ZF0	T 0.500 03/31/2025	50,000,000	21,291	3,443		24,734
U.S. Treasuries	912828ZL7	T 0.375 04/30/2025	50,000,000	15,803	8,266		24,069
U.S. Treasuries	912828ZW3	T 0.250 06/30/2025	50,000,000	10,530	16,915		27,445
U.S. Treasuries	912828ZW3	T 0.250 06/30/2025	50,000,000	10,530	18,849		29,379
U.S. Treasuries	912828ZW3	T 0.250 06/30/2025	50,000,000	10,530	14,756		25,286
U.S. Treasuries	912828ZW3	T 0.250 06/30/2025	50,000,000	10,530	16,772		27,302
U.S. Treasuries	912828ZW3	T 0.250 06/30/2025	50,000,000	10,530	15,378		25,908
U.S. Treasuries	912828ZW3	T 0.250 06/30/2025	50,000,000	10,530	14,750		25,280
U.S. Treasuries	912828ZW3	T 0.250 06/30/2025	50,000,000	10,530	10,877		21,407
U.S. Treasuries	912828ZW3	T 0.250 06/30/2025	50,000,000	10,530	12,926		23,456
U.S. Treasuries	912828ZW3	T 0.250 06/30/2025	50,000,000	10,530	32,670		43,200
U.S. Treasuries	91282CAB7	T 0.250 07/31/2025	50,000,000	10,530	11,519		22,049
U.S. Treasuries	91282CAB7	T 0.250 07/31/2025	50,000,000	10,530	13,566		24,096
U.S. Treasuries	91282CAM3	T 0.250 09/30/2025	50,000,000	10,646	17,234		27,880
U.S. Treasuries	91282CAM3	T 0.250 09/30/2025	50,000,000	10,646	14,592		25,237
U.S. Treasuries	91282CAT8	T 0.250 10/31/2025	50,000,000	10,536	12,719		23,254
U.S. Treasuries	91282CAT8	T 0.250 10/31/2025	50,000,000	10,536	16,771		27,307
U.S. Treasuries	91282CAT8	T 0.250 10/31/2025	50,000,000	10,536	17,325		27,860
U.S. Treasuries	91282CBC4	T 0.375 12/31/2025	50,000,000	15,795	9,544		25,339
U.S. Treasuries	91282CBC4	T 0.375 12/31/2025	50,000,000	15,795	12,767		28,561
U.S. Treasuries	91282CBW0	T 0.750 04/30/2026	50,000,000	31,607	5,928		37,534
U.S. Treasuries	91282CBW0	T 0.750 04/30/2026	50,000,000	31,607	4,739		36,346
U.S. Treasuries	91282CCJ8	T 0.875 06/30/2026	50,000,000	36,855	1,162		38,016
U.S. Treasuries	91282CCJ8	T 0.875 06/30/2026	50,000,000	36,855	(1,203)		35,652
U.S. Treasuries	91282CCJ8	T 0.875 06/30/2026	50,000,000	36,855	(5,941)		30,914
U.S. Treasuries	91282CCJ8	T 0.875 06/30/2026	50,000,000	36,855	(5,639)		31,216
U.S. Treasuries	91282CCJ8	T 0.875 06/30/2026	50,000,000	36,855	(7,040)		29,815
U.S. Treasuries	91282CCJ8	T 0.875 06/30/2026	50,000,000	36,855	(4,172)		32,682
U.S. Treasuries	91282CCJ8	T 0.875 06/30/2026	50,000,000	36,855	1,114		37,968
U.S. Treasuries	91282CCJ8	T 0.875 06/30/2026	50,000,000	36,855	7,322		44,177
U.S. Treasuries	91282CCJ8	T 0.875 06/30/2026	50,000,000	36,855	18,408		55,263

Monthly Investment Earnings

Pooled Fund

Type of Investment	CUSIP	Issuer Name	Par Value	Accrued Interest Earned	(Amortization) / Accretion	Realized Gain/(Loss)	Total Earnings
U.S. Treasuries	91282CCW9	T 0.750 08/31/2026	50,000,000	32,113	9,496		41,609
U.S. Treasuries	91282CCZ2	T 0.875 09/30/2026	50,000,000	37,260	5,295		42,555
U.S. Treasuries	91282CCZ2	T 0.875 09/30/2026	50,000,000	37,260	5,595		42,855
U.S. Treasuries	91282CCZ2	T 0.875 09/30/2026	50,000,000	37,260	11,694		48,954
U.S. Treasuries	91282CDK4	T 1.250 11/30/2026	50,000,000	52,937	(1,229)		51,708
U.S. Treasuries	91282CDK4	T 1.250 11/30/2026	50,000,000	52,937	(1,997)		50,940
U.S. Treasuries	91282CDK4	T 1.250 11/30/2026	50,000,000	52,937	53,063		106,000
U.S. Treasuries	91282CDQ1	T 1.250 12/31/2026	50,000,000	52,649	51,594		104,243
U.S. Treasuries	91282CEF4	T 2.500 03/31/2027	25,000,000	53,228	4,125		57,353
U.S. Treasuries	91282CEW7	T 3.250 06/30/2027	50,000,000	136,889	46,575		183,463
U.S. Treasuries	91282CEW7	T 3.250 06/30/2027	50,000,000	136,889	49,441		186,329
U.S. Treasuries	91282CEW7	T 3.250 06/30/2027	50,000,000	136,889	9,740		146,629
U.S. Treasuries	91282CFJ5	T 3.125 08/31/2029	50,000,000	133,805	16,562		150,367
U.S. Treasuries	91282CFJ5	T 3.125 08/31/2029	65,000,000	162,724	21,601		184,326
U.S. Treasuries	91282CFK2	T 3.500 09/15/2025	50,000,000	149,862	29,766		179,628
U.S. Treasuries	91282CHK0	T 4.000 06/30/2028	50,000,000	168,478	481		168,959
U.S. Treasuries	91282CHK0	T 4.000 06/30/2028	50,000,000	168,478	1,379		169,857
U.S. Treasuries	91282CHK0	T 4.000 06/30/2028	50,000,000	168,478	1,826		170,304
U.S. Treasuries	91282CHK0	T 4.000 06/30/2028	50,000,000	168,478	6,221		174,699
U.S. Treasuries	91282CHK0	T 4.000 06/30/2028	50,000,000	168,478	13,714		182,192
U.S. Treasuries	91282CHK0	T 4.000 06/30/2028	50,000,000	168,478	21,787		190,266
U.S. Treasuries	91282CHL8	T 4.625 06/30/2025	50,000,000	194,803	1,425		196,228
U.S. Treasuries	91282CHX2	T 4.375 08/31/2028	50,000,000	187,327	(2,072)		185,255
U.S. Treasuries	91282CJW2	T 4.000 01/31/2029	65,000,000	169,565	(4,060)		165,505
U.S. Treasuries	91282CKD2	T 4.250 02/28/2029	50,000,000	181,975	3,930		185,905
U.S. Treasuries	91282CKP5	T 4.625 04/30/2029	50,000,000	50,376	(5,685)		44,691
U.S. Treasuries	91282CKT7	T 4.500 05/31/2029	50,000,000	55,328	(5,563)		49,765
U.S. Treasuries	91282CKV2	T 4.625 06/15/2027	50,000,000	195,867	(5,697)		190,170
U.S. Treasuries	91282CKV2	T 4.625 06/15/2027	50,000,000	195,867	(8,480)		187,388
U.S. Treasuries	91282CKV2	T 4.625 06/15/2027	50,000,000	151,639	(22,194)		129,445
U.S. Treasuries	91282CLC3	T 4.000 07/31/2029	50,000,000	168,478	(18,397)		150,081
U.S. Treasuries	91282CLC3	T 4.000 07/31/2029	65,000,000	176,630	(8,016)		168,615
U.S. Treasuries	91282CLC3	T 4.000 07/31/2029	50,000,000	43,478	512		43,990
U.S. Treasuries	91282CLL3	T 3.375 09/15/2027	50,000,000	144,510	6,173		150,682
Subtotals			\$ 4,143,000,000	\$ 5,876,896	\$ 1,145,330	\$ -	\$ 7,022,226
Federal Agencies	3130A8ZQ9	FHLB 1.750 09/12/2025	\$ 10,295,000	\$ 15,014	\$ (6,163)	\$	8,850
Federal Agencies	3130AN4A5	FHLB 0.700 06/30/2025	17,680,000	10,313	(1,169)		9,145
Federal Agencies	3130ANMP2	FHLB 1.070 07/27/2026	25,000,000	22,292			22,292
Federal Agencies	3130ANMP2	FHLB 1.070 07/27/2026	25,000,000	22,292			22,292
Federal Agencies	3130ANMP2	FHLB 1.070 07/27/2026	25,000,000	22,292			22,292
Federal Agencies	3130ANMP2	FHLB 1.070 07/27/2026	25,000,000	22,292			22,292
Federal Agencies	3130ANMP2	FHLB 1.070 07/27/2026	25,000,000	22,292			22,292
Federal Agencies	3130ANNM8	FHLB 1.050 07/13/2026	25,000,000	21,875			21,875
Federal Agencies	3130ANNM8	FHLB 1.050 07/13/2026	25,000,000	21,875			21,875
Federal Agencies	3130ANNM8	FHLB 1.050 07/13/2026	25,000,000	21,875			21,875
Federal Agencies	3130ANNM8	FHLB 1.050 07/13/2026	25,000,000	21,875			21,875
Federal Agencies	3130ANTG5	FHLB 1.050 08/10/2026	25,000,000	21,875			21,875
Federal Agencies	3130ANTG5	FHLB 1.050 08/10/2026	25,000,000	21,875			21,875
Federal Agencies	3130ANTG5	FHLB 1.050 08/10/2026	25,000,000	21,875			21,875

Monthly Investment Earnings

Pooled Fund

<u>Type of Investment</u>	<u>CUSIP</u>	<u>Issuer Name</u>	<u>Par Value</u>	<u>Accrued Interest Earned</u>	<u>(Amortization) / Accretion</u>	<u>Realized Gain/(Loss)</u>	<u>Total Earnings</u>
Federal Agencies	3130ANTG5	FHLB 1.050 08/10/2026	25,000,000	21,875			21,875
Federal Agencies	3130AP6T7	FHLB 1.075 09/03/2026	25,000,000	22,396			22,396
Federal Agencies	3130AP6T7	FHLB 1.075 09/03/2026	25,000,000	22,396			22,396
Federal Agencies	3130AP6T7	FHLB 1.075 09/03/2026	25,000,000	22,396			22,396
Federal Agencies	3130AP6T7	FHLB 1.075 09/03/2026	25,000,000	22,396			22,396
Federal Agencies	3130APPR0	FHLB 1.430 10/19/2026	25,000,000	29,792			29,792
Federal Agencies	3130APPR0	FHLB 1.430 10/19/2026	25,000,000	29,792			29,792
Federal Agencies	3130APPR0	FHLB 1.430 10/19/2026	25,000,000	29,792			29,792
Federal Agencies	3130APPR0	FHLB 1.430 10/19/2026	25,000,000	29,792			29,792
Federal Agencies	3130AQ7L1	FHLB 1.605 11/16/2026	25,000,000	33,438			33,438
Federal Agencies	3130AQ7L1	FHLB 1.605 11/16/2026	25,000,000	33,438			33,438
Federal Agencies	3130AQ7L1	FHLB 1.605 11/16/2026	25,000,000	33,438			33,438
Federal Agencies	3130AQ7L1	FHLB 1.605 11/16/2026	25,000,000	33,438			33,438
Federal Agencies	3130AQJ95	FHLB 1.645 12/14/2026	25,000,000	34,271			34,271
Federal Agencies	3130AQJ95	FHLB 1.645 12/14/2026	25,000,000	34,271			34,271
Federal Agencies	3130AQJ95	FHLB 1.645 12/14/2026	25,000,000	34,271			34,271
Federal Agencies	3130AQJ95	FHLB 1.645 12/14/2026	25,000,000	34,271			34,271
Federal Agencies	3130ARB59	FHLB 2.350 03/08/2027	25,000,000	48,958			48,958
Federal Agencies	3130ARB59	FHLB 2.350 03/08/2027	25,000,000	48,958			48,958
Federal Agencies	3130ARB59	FHLB 2.350 03/08/2027	25,000,000	48,958			48,958
Federal Agencies	3130ARB59	FHLB 2.350 03/08/2027	25,000,000	48,958			48,958
Federal Agencies	3130ASG86	FHLB 3.375 06/13/2025	12,700,000	35,719	(3,146)		32,573
Federal Agencies	3130ASG86	FHLB 3.375 06/13/2025	11,940,000	33,581	(1,787)		31,794
Federal Agencies	3130ASGU7	FHLB 3.500 06/11/2027	12,375,000	36,094	(3,083)		33,011
Federal Agencies	3130ASGU7	FHLB 3.500 06/11/2027	10,000,000	29,167	(2,453)		26,713
Federal Agencies	3130ASGU7	FHLB 3.500 06/11/2027	21,725,000	63,365	(5,058)		58,307
Federal Agencies	3130ATHX8	FHLB 4.125 09/14/2029	15,000,000	51,563	(6,715)		44,848
Federal Agencies	3130ATHX8	FHLB 4.125 09/14/2029	15,000,000	3,438	(81)		3,356
Federal Agencies	3130ATHX8	FHLB 4.125 09/14/2029	15,000,000	3,438	(73)		3,365
Federal Agencies	3130ATHX8	FHLB 4.125 09/14/2029	25,590,000	5,864	(124)		5,740
Federal Agencies	3130ATST5	FHLB 4.375 06/13/2025	10,000,000	36,458	(2,627)		33,831
Federal Agencies	3130ATST5	FHLB 4.375 06/13/2025	9,915,000	36,148	(2,461)		33,688
Federal Agencies	3130ATST5	FHLB 4.375 06/13/2025	25,500,000	92,969	(5,046)		87,922
Federal Agencies	3130ATST5	FHLB 4.375 06/13/2025	3,000,000	10,938	(497)		10,440
Federal Agencies	3130ATST5	FHLB 4.375 06/13/2025	10,000,000	36,458	(1,461)		34,998
Federal Agencies	3130ATST5	FHLB 4.375 06/13/2025	24,000,000	87,500	(3,249)		84,251
Federal Agencies	3130ATT31	FHLB 4.500 10/03/2024		12,500	397		12,897
Federal Agencies	3130AUTC8	FHLB 4.010 02/06/2026	21,100,000	70,509	3,250		73,759
Federal Agencies	3130AUVZ4	FHLB 4.500 02/13/2025	50,000,000	187,500	3,329		190,829
Federal Agencies	3130AV7L0	FHLB 5.000 02/28/2025	25,000,000	104,167	1,405		105,572
Federal Agencies	3130AV7L0	FHLB 5.000 02/28/2025	35,000,000	145,833	1,967		147,801
Federal Agencies	3130AVBD3	FHLB 4.500 03/09/2029	25,000,000	93,750	(324)		93,426
Federal Agencies	3130AVWS7	FHLB 3.750 06/12/2026	17,045,000	53,266	1,470		54,735
Federal Agencies	3130AVWS7	FHLB 3.750 06/12/2026	20,000,000	62,500	1,680		64,180
Federal Agencies	3130AWAH3	FHLB 4.000 06/12/2026	15,000,000	50,000	2,819		52,819
Federal Agencies	3130AWAH3	FHLB 4.000 06/12/2026	10,000,000	33,333	1,840		35,173
Federal Agencies	3130AWER7	FHLB 4.625 06/06/2025	25,000,000	96,354	887		97,241
Federal Agencies	3130AWER7	FHLB 4.625 06/06/2025	15,000,000	57,813	532		58,345
Federal Agencies	3130AWER7	FHLB 4.625 06/06/2025	52,000,000	200,417	1,845		202,262

Monthly Investment Earnings

Pooled Fund

<u>Type of Investment</u>	<u>CUSIP</u>	<u>Issuer Name</u>	<u>Par Value</u>	<u>Accrued Interest Earned</u>	<u>(Amortization) / Accretion</u>	<u>Realized Gain/(Loss)</u>	<u>Total Earnings</u>
Federal Agencies	3130AWER7	FHLB 4.625 06/06/2025	10,000,000	38,542	355		38,897
Federal Agencies	3130AWLY4	FHLB 5.125 06/13/2025	48,150,000	205,641	(4,138)		201,503
Federal Agencies	3130AWLY4	FHLB 5.125 06/13/2025	10,800,000	46,125	(811)		45,314
Federal Agencies	3130AWLZ1	FHLB 4.750 06/12/2026	50,000,000	197,917	4,180		202,096
Federal Agencies	3130AX4E5	FHLB 4.500 06/11/2027	11,000,000	41,250	1,732		42,982
Federal Agencies	3130AXB31	FHLB 4.875 03/13/2026	10,000,000	40,625	1,658		42,283
Federal Agencies	3130AXB31	FHLB 4.875 03/13/2026	10,000,000	40,625	1,773		42,398
Federal Agencies	3130AXB31	FHLB 4.875 03/13/2026	10,000,000	40,625	1,773		42,398
Federal Agencies	3130AXB31	FHLB 4.875 03/13/2026	36,730,000	149,216	(3,207)		146,008
Federal Agencies	3130AXB31	FHLB 4.875 03/13/2026	25,000,000	101,563	(2,357)		99,206
Federal Agencies	3130AXCP1	FHLB 4.875 09/11/2026	11,895,000	48,323	2,138		50,461
Federal Agencies	3130AXU63	FHLB 4.625 11/17/2026	50,000,000	192,708	2,503		195,212
Federal Agencies	3130AYPN0	FHLB 4.125 01/15/2027	12,000,000	41,250	774		42,024
Federal Agencies	3130AYPN0	FHLB 4.125 01/15/2027	25,000,000	85,938	1,612		87,549
Federal Agencies	3130AYPN0	FHLB 4.125 01/15/2027	29,350,000	100,891	1,892		102,783
Federal Agencies	3130AYPN0	FHLB 4.125 01/15/2027	50,000,000	171,875	3,223		175,098
Federal Agencies	3130B0MZ9	FHLB 5.100 01/27/2025	115,000,000	488,750			488,750
Federal Agencies	3130B0TY5	FHLB 4.750 04/09/2027	20,000,000	79,167	1,498		80,664
Federal Agencies	3130B0TY5	FHLB 4.750 04/09/2027	17,000,000	67,292	1,273		68,565
Federal Agencies	3130B0TY5	FHLB 4.750 04/09/2027	48,000,000	190,000	3,594		193,594
Federal Agencies	3130B0TY5	FHLB 4.750 04/09/2027	40,000,000	158,333	2,995		161,328
Federal Agencies	3130B1BT3	FHLB 4.875 06/12/2026	13,485,000	54,783	(860)		53,922
Federal Agencies	3130B1EF0	FHLB 4.625 06/11/2027	20,700,000	79,781	(2,781)		77,000
Federal Agencies	3130B2KJ3	FHLB 4.625 09/04/2029	50,000,000	192,708			192,708
Federal Agencies	3130B2KJ3	FHLB 4.625 09/04/2029	25,000,000	96,354			96,354
Federal Agencies	3130B2KJ3	FHLB 4.625 09/04/2029	25,000,000	96,354			96,354
Federal Agencies	3130B2PJ8	FHLB 3.625 09/04/2026	25,000,000	75,521	1,430		76,950
Federal Agencies	3130B2PJ8	FHLB 3.625 09/04/2026	50,000,000	151,042	2,859		153,901
Federal Agencies	3130B2PJ8	FHLB 3.625 09/04/2026	19,000,000	57,396	1,087		58,482
Federal Agencies	3130B2PJ8	FHLB 3.625 09/04/2026	25,900,000	78,240	1,481		79,721
Federal Agencies	3130B2TG0	FHLB 4.375 09/24/2029	25,000,000	91,146			91,146
Federal Agencies	3130B2TG0	FHLB 4.375 09/24/2029	25,000,000	91,146			91,146
Federal Agencies	3130B2TG0	FHLB 4.375 09/24/2029	65,000,000	236,979			236,979
Federal Agencies	3130B2XR1	FHLB 4.010 07/02/2029	65,000,000	209,968			209,968
Federal Agencies	3130B2XR1	FHLB 4.010 07/02/2029	25,000,000	80,757			80,757
Federal Agencies	3130B2XR1	FHLB 4.010 07/02/2029	25,000,000	80,757			80,757
Federal Agencies	3130B3A29	FHLB 4.000 10/09/2026	15,000,000	33,333	91		33,424
Federal Agencies	3130B3A29	FHLB 4.000 10/09/2026	25,000,000	55,556	151		55,707
Federal Agencies	3130B3A29	FHLB 4.000 10/09/2026	25,000,000	55,556	151		55,707
Federal Agencies	3130B3A29	FHLB 4.000 10/09/2026	50,000,000	111,111	303		111,414
Federal Agencies	3130B3GD9	FHLB 4.000 11/27/2028	47,025,000	15,675	227		15,902
Federal Agencies	313384J75	FHDN 0.000 10/07/2024			39,917		39,917
Federal Agencies	313384J75	FHDN 0.000 10/07/2024			39,917		39,917
Federal Agencies	313384J75	FHDN 0.000 10/07/2024			39,917		39,917
Federal Agencies	313384J83	FHDN 0.000 10/08/2024			13,306		13,306
Federal Agencies	313384J83	FHDN 0.000 10/08/2024			13,306		13,306
Federal Agencies	313384J83	FHDN 0.000 10/08/2024			13,306		13,306
Federal Agencies	313384J91	FHDN 0.000 10/09/2024			13,278		13,278
Federal Agencies	313384J91	FHDN 0.000 10/09/2024			13,278		13,278

Monthly Investment Earnings

Pooled Fund

<u>Type of Investment</u>	<u>CUSIP</u>	<u>Issuer Name</u>	<u>Par Value</u>	<u>Accrued Interest Earned</u>	<u>(Amortization) / Accretion</u>	<u>Realized Gain/(Loss)</u>	<u>Total Earnings</u>
Federal Agencies	313384J91	FHDN 0.000 10/09/2024				13,278	13,278
Federal Agencies	313384K32	FHDN 0.000 10/11/2024				34,861	34,861
Federal Agencies	3133ELCP7	FFCB 1.625 12/03/2024	25,000,000	33,854	679		34,533
Federal Agencies	3133ELQY3	FFCB 1.210 03/03/2025	24,000,000	24,200	614		24,814
Federal Agencies	3133ELQY3	FFCB 1.210 03/03/2025	16,000,000	16,133	159		16,293
Federal Agencies	3133EM4X7	FFCB 0.800 09/10/2026	28,975,000	19,317	86,563		105,879
Federal Agencies	3133EMWT5	FFCB 0.600 04/21/2025	50,000,000	25,000	562		25,562
Federal Agencies	3133EMZ21	FFCB 0.690 04/06/2026	15,500,000	8,913	763		9,675
Federal Agencies	3133EN2L3	FFCB 4.125 05/17/2027	21,000,000	72,188	245		72,433
Federal Agencies	3133EN2L3	FFCB 4.125 05/17/2027	5,000,000	17,188	65		17,253
Federal Agencies	3133EN2L3	FFCB 4.125 05/17/2027	4,650,000	15,984	61		16,045
Federal Agencies	3133EN2L3	FFCB 4.125 05/17/2027	25,000,000	85,938	326		86,263
Federal Agencies	3133EN4B3	FFCB 4.250 06/13/2025	15,000,000	53,125	394		53,519
Federal Agencies	3133EN4B3	FFCB 4.250 06/13/2025	15,000,000	53,125	346		53,471
Federal Agencies	3133EN4B3	FFCB 4.250 06/13/2025	15,000,000	53,125	372		53,497
Federal Agencies	3133EN4N7	FFCB 4.250 12/20/2024	25,000,000	88,542	1,930		90,471
Federal Agencies	3133EN4N7	FFCB 4.250 12/20/2024	10,000,000	35,417	725		36,142
Federal Agencies	3133EN4N7	FFCB 4.250 12/20/2024	25,000,000	88,542	1,930		90,471
Federal Agencies	3133EN5E6	FFCB 4.000 12/29/2025	15,000,000	50,000	1,281		51,281
Federal Agencies	3133EN5E6	FFCB 4.000 12/29/2025	25,000,000	83,333	2,157		85,490
Federal Agencies	3133EN5E6	FFCB 4.000 12/29/2025	20,000,000	66,667	1,708		68,375
Federal Agencies	3133EN6A3	FFCB 4.000 01/13/2026	30,000,000	100,000	645		100,645
Federal Agencies	3133EN6A3	FFCB 4.000 01/13/2026	20,000,000	66,667	498		67,164
Federal Agencies	3133ENEG1	FFCB 1.050 11/17/2025	55,000,000	48,125	1,634		49,759
Federal Agencies	3133ENEG1	FFCB 1.050 11/17/2025	39,675,000	34,716	1,120		35,835
Federal Agencies	3133ENEJ5	FFCB 0.875 11/18/2024	50,000,000	36,458	1,626		38,085
Federal Agencies	3133ENEJ5	FFCB 0.875 11/18/2024	10,000,000	7,292	325		7,617
Federal Agencies	3133ENEJ5	FFCB 0.875 11/18/2024	10,000,000	7,292	325		7,617
Federal Agencies	3133ENGQ7	FFCB 0.920 12/09/2024	50,000,000	38,333	424		38,758
Federal Agencies	3133ENGQ7	FFCB 0.920 12/09/2024	50,000,000	38,333	1,047		39,380
Federal Agencies	3133ENHM5	FFCB 1.170 12/16/2025	45,000,000	43,875	974		44,849
Federal Agencies	3133ENHM5	FFCB 1.170 12/16/2025	50,000,000	48,750	1,082		49,832
Federal Agencies	3133ENJ35	FFCB 3.320 02/25/2026	35,000,000	96,833	1,026		97,859
Federal Agencies	3133ENKS8	FFCB 1.125 01/06/2025	20,000,000	18,750	1,279		20,029
Federal Agencies	3133ENKS8	FFCB 1.125 01/06/2025	25,000,000	23,438	1,598		25,036
Federal Agencies	3133ENKS8	FFCB 1.125 01/06/2025	25,000,000	23,438	1,598		25,036
Federal Agencies	3133ENRD4	FFCB 1.680 03/10/2027	48,573,000	68,002	19,434		87,436
Federal Agencies	3133ENTS9	FFCB 2.600 04/05/2027	24,500,000	53,083	2,089		55,172
Federal Agencies	3133ENTS9	FFCB 2.600 04/05/2027	22,500,000	48,750	1,829		50,579
Federal Agencies	3133ENTS9	FFCB 2.600 04/05/2027	25,000,000	54,167	3,329		57,496
Federal Agencies	3133ENUD0	FFCB 2.640 04/08/2026	20,000,000	44,000	823		44,823
Federal Agencies	3133ENUD0	FFCB 2.640 04/08/2026	30,000,000	66,000	1,235		67,235
Federal Agencies	3133ENXE5	FFCB 2.850 05/23/2025	6,000,000	14,250	238		14,488
Federal Agencies	3133ENXE5	FFCB 2.850 05/23/2025	20,000,000	47,500	792		48,292
Federal Agencies	3133ENYQ7	FFCB 2.950 06/13/2025	50,000,000	122,917	693		123,610
Federal Agencies	3133ENZ37	FFCB 4.875 01/10/2025	20,000,000	81,250	47		81,297
Federal Agencies	3133ENZ37	FFCB 4.875 01/10/2025	10,000,000	40,625	23		40,648
Federal Agencies	3133ENZ37	FFCB 4.875 01/10/2025	20,000,000	81,250	16		81,266
Federal Agencies	3133ENZ94	FFCB 4.500 11/18/2024	25,000,000	93,750	1,124		94,874

Monthly Investment Earnings

Pooled Fund

<u>Type of Investment</u>	<u>CUSIP</u>	<u>Issuer Name</u>	<u>Par Value</u>	<u>Accrued Interest Earned</u>	<u>(Amortization) / Accretion</u>	<u>Realized Gain/(Loss)</u>	<u>Total Earnings</u>
Federal Agencies	3133ENZK9	FFCB 3.240 06/28/2027	27,865,000	75,236	(3,993)		71,242
Federal Agencies	3133EP5K7	FFCB 4.500 03/13/2026	50,000,000	187,500	10,566		198,066
Federal Agencies	3133EP5S0	FFCB 4.250 03/20/2028	4,971,000	17,606	1,169		18,774
Federal Agencies	3133EP5U5	FFCB 4.125 03/20/2029	51,660,000	177,581	11,180		188,761
Federal Agencies	3133EP6K6	FFCB 4.500 03/26/2027	50,000,000	187,500	2,564		190,064
Federal Agencies	3133EPAG0	FFCB 4.250 02/10/2025	29,875,000	105,807	6,740		112,547
Federal Agencies	3133EPAG0	FFCB 4.250 02/10/2025	10,000,000	35,417	2,239		37,656
Federal Agencies	3133EPBJ3	FFCB 4.375 02/23/2026	50,000,000	182,292	2,319		184,611
Federal Agencies	3133EPBJ3	FFCB 4.375 02/23/2026	25,000,000	91,146	1,315		92,461
Federal Agencies	3133EPBJ3	FFCB 4.375 02/23/2026	28,000,000	102,083	1,299		103,382
Federal Agencies	3133EPBM6	FFCB 4.125 08/23/2027	10,000,000	34,375	491		34,866
Federal Agencies	3133EPC45	FFCB 4.625 11/13/2028	12,000,000	46,250	271		46,521
Federal Agencies	3133EPC45	FFCB 4.625 11/13/2028	20,000,000	77,083	482		77,565
Federal Agencies	3133EPC45	FFCB 4.625 11/13/2028	55,000,000	211,979	1,319		213,298
Federal Agencies	3133EPC60	FFCB 4.625 11/15/2027	27,950,000	107,724	2,461		110,185
Federal Agencies	3133EPC60	FFCB 4.625 11/15/2027	33,300,000	128,344	2,939		131,283
Federal Agencies	3133EPDL6	FFCB 4.850 10/01/2025	50,000,000	202,083			202,083
Federal Agencies	3133EPHD0	FFCB 4.500 10/28/2024		67,500	1,554		69,054
Federal Agencies	3133EPHD0	FFCB 4.500 10/28/2024		84,375	2,016		86,391
Federal Agencies	3133EPJX4	FFCB 3.625 02/17/2026	30,000,000	90,625	2,909		93,534
Federal Agencies	3133EPJX4	FFCB 3.625 02/17/2026	25,000,000	75,521	2,201		77,722
Federal Agencies	3133EPKA2	FFCB 4.000 08/18/2025	26,500,000	88,333	609		88,942
Federal Agencies	3133EPKA2	FFCB 4.000 08/18/2025	30,000,000	100,000	689		100,689
Federal Agencies	3133EPKA2	FFCB 4.000 08/18/2025	25,000,000	83,333	678		84,011
Federal Agencies	3133EPMU6	FFCB 4.250 06/15/2026	30,000,000	106,250	1,375		107,625
Federal Agencies	3133EPMU6	FFCB 4.250 06/15/2026	20,000,000	70,833	871		71,705
Federal Agencies	3133EPMU6	FFCB 4.250 06/15/2026	24,700,000	87,479	1,691		89,170
Federal Agencies	3133EPMV4	FFCB 4.125 06/15/2027	28,940,000	99,481	596		100,077
Federal Agencies	3133EPNG6	FFCB 4.375 06/23/2026	50,000,000	182,292	750		183,041
Federal Agencies	3133EPNG6	FFCB 4.375 06/23/2026	25,000,000	91,146	375		91,521
Federal Agencies	3133EPNG6	FFCB 4.375 06/23/2026	25,000,000	91,146	375		91,521
Federal Agencies	3133EPP66	FFCB 4.000 05/20/2027	31,000,000	103,333	2,343		105,676
Federal Agencies	3133EPP66	FFCB 4.000 05/20/2027	58,850,000	196,167	4,667		200,834
Federal Agencies	3133EPSK2	FFCB 4.250 08/07/2028	19,500,000	69,063	1,489		70,551
Federal Agencies	3133EPSW6	FFCB 4.500 08/14/2026	50,000,000	187,500	3,253		190,753
Federal Agencies	3133EPUN3	FFCB 4.500 08/28/2028	10,000,000	37,500	355		37,855
Federal Agencies	3133EPUN3	FFCB 4.500 08/28/2028	25,000,000	93,750	959		94,709
Federal Agencies	3133EPUN3	FFCB 4.500 08/28/2028	15,000,000	56,250	631		56,881
Federal Agencies	3133EPUN3	FFCB 4.500 08/28/2028	33,000,000	123,750	1,613		125,363
Federal Agencies	3133EPVP7	FFCB 4.750 07/08/2026	19,000,000	75,208	456		75,664
Federal Agencies	3133EPVP7	FFCB 4.750 07/08/2026	10,000,000	39,583	249		39,832
Federal Agencies	3133EPVP7	FFCB 4.750 07/08/2026	21,000,000	83,125	516		83,641
Federal Agencies	3133EPVY8	FFCB 5.000 09/15/2025	8,230,000	34,292	251		34,543
Federal Agencies	3133EPVY8	FFCB 5.000 09/15/2025	15,000,000	62,500	770		63,270
Federal Agencies	3133EPVY8	FFCB 5.000 09/15/2025	20,000,000	83,333	1,026		84,360
Federal Agencies	3133EPX91	FFCB 4.125 01/25/2027	35,000,000	120,313	1,247		121,560
Federal Agencies	3133EPX91	FFCB 4.125 01/25/2027	50,000,000	171,875	1,895		173,770
Federal Agencies	3133EPX91	FFCB 4.125 01/25/2027	25,000,000	85,938	891		86,828
Federal Agencies	3133EPX91	FFCB 4.125 01/25/2027	10,000,000	34,375	379		34,754

Monthly Investment Earnings

Pooled Fund

<u>Type of Investment</u>	<u>CUSIP</u>	<u>Issuer Name</u>	<u>Par Value</u>	<u>Accrued Interest Earned</u>	<u>(Amortization) / Accretion</u>	<u>Realized Gain/(Loss)</u>	<u>Total Earnings</u>
Federal Agencies	3133EPX91	FFCB 4.125 01/25/2027	5,000,000	17,188	202		17,390
Federal Agencies	3133EPYW9	FFCB 5.125 10/20/2025	50,000,000	213,542	1,187		214,729
Federal Agencies	3133EPYW9	FFCB 5.125 10/20/2025	25,000,000	106,771	615		107,386
Federal Agencies	3133EPYW9	FFCB 5.125 10/20/2025	35,000,000	149,479	1,173		150,652
Federal Agencies	3133EPYW9	FFCB 5.125 10/20/2025	24,000,000	102,500	3,247		105,747
Federal Agencies	3133EPZA6	FFCB 4.875 10/20/2026	30,000,000	121,875	4,692		126,567
Federal Agencies	3133EPZA6	FFCB 4.875 10/20/2026	14,000,000	56,875	2,689		59,564
Federal Agencies	3133EPZY4	FFCB 5.000 07/30/2026	25,000,000	104,167	1,953		106,120
Federal Agencies	3133EPZY4	FFCB 5.000 07/30/2026	3,000,000	12,500	249		12,749
Federal Agencies	3133EPZY4	FFCB 5.000 07/30/2026	9,615,000	40,063	799		40,861
Federal Agencies	3133EPZY4	FFCB 5.000 07/30/2026	16,000,000	66,667	1,329		67,996
Federal Agencies	3133ERDH1	FFCB 4.750 04/30/2029	63,085,000	249,711	(11,575)		238,137
Federal Agencies	3133ERDH1	FFCB 4.750 04/30/2029	27,892,000	110,406	(5,111)		105,294
Federal Agencies	3133ERDH1	FFCB 4.750 04/30/2029	30,000,000	118,750	(5,412)		113,338
Federal Agencies	3133ERDS7	FFCB 4.750 05/06/2027	12,727,000	50,378	(377)		50,001
Federal Agencies	3133ERGL9	FFCB 4.500 06/07/2028	15,000,000	56,250	115		56,365
Federal Agencies	3133ERGL9	FFCB 4.500 06/07/2028	20,000,000	75,000	(808)		74,192
Federal Agencies	3133ERGL9	FFCB 4.500 06/07/2028	14,934,000	56,003	(604)		55,399
Federal Agencies	3133ERGS4	FFCB 4.250 06/11/2029	10,000,000	35,417	555		35,971
Federal Agencies	3133ERGS4	FFCB 4.250 06/11/2029	10,000,000	35,417	555		35,971
Federal Agencies	3133ERGS4	FFCB 4.250 06/11/2029	20,000,000	70,833	1,109		71,943
Federal Agencies	3133ERGS4	FFCB 4.250 06/11/2029	10,000,000	35,417	555		35,971
Federal Agencies	3133ERGS4	FFCB 4.250 06/11/2029	29,000,000	102,708	1,306		104,014
Federal Agencies	3133ERHD6	FFCB 4.875 06/12/2026	32,000,000	130,000	(2,192)		127,808
Federal Agencies	3133ERHD6	FFCB 4.875 06/12/2026	20,000,000	81,250	(1,302)		79,948
Federal Agencies	3133ERHN4	FFCB 4.250 10/20/2028	38,000,000	134,583	4,204		138,788
Federal Agencies	3133ERHN4	FFCB 4.250 10/20/2028	5,000,000	17,708	546		18,255
Federal Agencies	3133ERJZ5	FFCB 4.500 06/28/2027	30,000,000	112,500	401		112,901
Federal Agencies	3133ERKM2	FFCB 4.500 07/08/2027	25,000,000	93,750	(942)		92,808
Federal Agencies	3133ERKM2	FFCB 4.500 07/08/2027	25,000,000	93,750	(723)		93,027
Federal Agencies	3133ERKX8	FFCB 4.250 07/12/2029	20,000,000	70,833	183		71,017
Federal Agencies	3133ERMB4	FFCB 4.250 07/23/2027	10,000,000	35,417	99		35,516
Federal Agencies	3133ERMB4	FFCB 4.250 07/23/2027	15,000,000	53,125	149		53,274
Federal Agencies	3133ERVR9	FFCB 3.500 07/01/2027	55,000,000	160,417	2,310		162,726
Federal Agencies	3133ERWR8	FFCB 3.500 01/07/2027	12,500,000	27,951	3,691		31,642
Federal Agencies	3133ERXJ5	FFCB 3.875 10/15/2027	8,000,000	13,778	60		13,837
Federal Agencies	3133ERXJ5	FFCB 3.875 10/15/2027	5,000,000	8,611	43		8,654
Federal Agencies	3134GYRY0	FHLMC 5.290 11/02/2026	25,000,000	110,208			110,208
Federal Agencies	3134GYRY0	FHLMC 5.290 11/02/2026	25,000,000	110,208			110,208
Federal Agencies	3134GYRY0	FHLMC 5.290 11/02/2026	25,000,000	110,208			110,208
Federal Agencies	3134GYRY0	FHLMC 5.290 11/02/2026	25,000,000	110,208			110,208
Federal Agencies	3134H16K4	FHLMC 5.380 07/09/2029	25,000,000	112,083			112,083
Federal Agencies	3134H16K4	FHLMC 5.380 07/09/2029	65,000,000	291,417			291,417
Federal Agencies	3134H16K4	FHLMC 5.380 07/09/2029	25,000,000	112,083			112,083
Federal Agencies	3134H1NT6	FHLMC 5.410 01/10/2028		87,912			87,912
Federal Agencies	3134H1NT6	FHLMC 5.410 01/10/2028		33,813			33,813
Federal Agencies	3134H1NT6	FHLMC 5.410 01/10/2028		33,813			33,813
Federal Agencies	3134HARP0	FHLMC 5.130 10/15/2029	65,000,000	148,200			148,200
Federal Agencies	3134HARP0	FHLMC 5.130 10/15/2029	25,000,000	57,000			57,000

Monthly Investment Earnings

Pooled Fund

<u>Type of Investment</u>	<u>CUSIP</u>	<u>Issuer Name</u>	<u>Par Value</u>	<u>Accrued Interest Earned</u>	<u>(Amortization) / Accretion</u>	<u>Realized Gain/(Loss)</u>	<u>Total Earnings</u>
Federal Agencies	3134HARP0	FHLMC 5.130 10/15/2029	25,000,000	57,000			57,000
Federal Agencies	3135G03U5	FNMA 0.625 04/22/2025	50,000,000	26,042	(2,426)		23,616
Federal Agencies	3135G03U5	FNMA 0.625 04/22/2025	37,938,000	19,759	14,359		34,119
Federal Agencies	3135G03U5	FNMA 0.625 04/22/2025	50,000,000	26,042	19,039		45,081
Federal Agencies	3135G04Z3	FNMA 0.500 06/17/2025	10,000,000	4,167	5,068		9,235
Federal Agencies	3135G04Z3	FNMA 0.500 06/17/2025	4,655,000	1,940	2,369		4,309
Federal Agencies	3135G05X7	FNMA 0.375 08/25/2025	72,500,000	22,656	12,045		34,701
Federal Agencies	3135G05X7	FNMA 0.375 08/25/2025	25,000,000	7,813	5,987		13,799
Federal Agencies	3135G0X24	FNMA 1.625 01/07/2025	39,060,000	52,894	(35,924)		16,969
Federal Agencies	3135GAFY2	FNMA 5.320 10/03/2024		14,778			14,778
Federal Agencies	3135GAFY2	FNMA 5.320 10/03/2024		7,389			7,389
Federal Agencies	3135GAFY2	FNMA 5.320 10/03/2024		7,389			7,389
Federal Agencies	3135GANG2	FNMA 5.130 02/18/2028	50,000,000	213,750			213,750
Federal Agencies	3135GANG2	FNMA 5.130 02/18/2028	25,000,000	106,875			106,875
Federal Agencies	3135GANG2	FNMA 5.130 02/18/2028	25,000,000	106,875			106,875
Federal Agencies	3137EAEP0	FHLMC 1.500 02/12/2025	15,000,000	18,750	196		18,946
Federal Agencies	3137EAEP0	FHLMC 1.500 02/12/2025	5,000,000	6,250	65		6,315
Federal Agencies	3137EAEP0	FHLMC 1.500 02/12/2025	5,000,000	6,250	65		6,315
Federal Agencies	3137EAEP0	FHLMC 1.500 02/12/2025	5,000,000	6,250	65		6,315
Federal Agencies	3137EAEP0	FHLMC 1.500 02/12/2025	50,000,000	62,500	654		63,154
Federal Agencies	3137EAEP0	FHLMC 1.500 02/12/2025	53,532,000	66,915	(42,685)		24,230
Federal Agencies	3137EAEX3	FHLMC 0.375 09/23/2025	22,600,000	7,063	5,676		12,738
Subtotals			\$ 6,868,652,000	\$ 19,639,058	\$ 457,176	\$ -	\$ 20,096,234
Public Time Deposits	PPGHASP70	BRIDGE 5.360 12/16/2024	\$ 10,000,000	\$ 45,523			\$ 45,523
Public Time Deposits	PPGICJO02	BRIDGE 5.330 01/13/2025	\$ 10,000,000	45,268			45,268
Public Time Deposits	PPGO10L16	BKSANF 5.350 01/06/2025	10,000,000	46,069			46,069
Subtotals			\$ 30,000,000	\$ 136,861	\$ -	\$ -	\$ 136,861
Negotiable CDs	06367DE43	BMOCHG 5.860 10/21/2024		\$ 195,333			\$ 195,333
Negotiable CDs	06367DEK7	BMOCHG 5.800 11/06/2024	50,000,000	249,722			249,722
Negotiable CDs	06367DFA8	BMOCHG 5.580 10/24/2024		178,250			178,250
Negotiable CDs	06367DJB2	BMOCHG 5.440 11/08/2024	51,000,000	238,907			238,907
Negotiable CDs	06367DJY2	BMOCHG 5.470 05/05/2025	50,000,000	235,514			235,514
Negotiable CDs	06367DL94	BMOCHG 5.410 02/24/2025	76,000,000	354,054			354,054
Negotiable CDs	06367DLL7	BMOCHG 4.870 03/12/2025	90,000,000	377,425			377,425
Negotiable CDs	06367DM44	BMOCHG 4.250 06/30/2025	100,000,000	365,972			365,972
Negotiable CDs	13606DAG7	CIBCNY 4.250 06/30/2025	100,000,000	365,972			365,972
Negotiable CDs	13606K5B8	CIBCNY 5.410 02/24/2025	50,000,000	232,931			232,931
Negotiable CDs	13606KZ41	CIBCNY 5.430 10/24/2024		173,458			173,458
Negotiable CDs	13606KZ66	CIBCNY 5.400 01/02/2025	50,000,000	232,500			232,500
Negotiable CDs	78015JJ73	RY 5.480 10/24/2024		175,056			175,056
Negotiable CDs	78015JQ34	RY 5.450 01/28/2025	25,000,000	117,326			117,326
Negotiable CDs	78015JTB3	RY 5.090 07/14/2025	50,000,000	219,153			219,153
Negotiable CDs	78015JVF1	RY 4.610 07/01/2025	50,000,000	198,486			198,486
Negotiable CDs	78015JWF0	RY 4.220 06/24/2025	100,000,000	363,389			363,389
Negotiable CDs	89115BH52	TDNY 5.930 10/21/2024		164,722			164,722
Negotiable CDs	89115BP95	TDNY 5.580 10/24/2024		178,250			178,250
Negotiable CDs	89115BSZ4	TDNY 5.550 04/09/2025	50,000,000	238,958			238,958

Monthly Investment Earnings

Pooled Fund

<u>Type of Investment</u>	<u>CUSIP</u>	<u>Issuer Name</u>	<u>Par Value</u>	<u>Accrued Interest Earned</u>	<u>(Amortization) / Accretion</u>	<u>Realized Gain/(Loss)</u>	<u>Total Earnings</u>
Negotiable CDs	89115BT59	TDNY 5.510 12/02/2024	50,000,000	237,236			237,236
Negotiable CDs	89115DJS6	TDNY 5.430 10/24/2024		173,458			173,458
Negotiable CDs	89115DK21	TDNY 5.400 01/02/2025	50,000,000	232,500			232,500
Negotiable CDs	89115DR65	TDNY 5.470 05/05/2025	65,000,000	306,168			306,168
Subtotals			\$ 1,057,000,000	\$ 5,804,742	\$ -	\$ -	\$ 5,804,742
Commercial Paper	59157TK44	METSHR 0.000 10/04/2024			\$ 6,500		\$ 6,500
Commercial Paper	59157TKQ5	METSHR 0.000 10/24/2024			33,158		33,158
Commercial Paper	62479LKH7	MUFGBK 0.000 10/17/2024			163,956		163,956
Commercial Paper	62479LKK7	MUFGBK 0.000 10/24/2024			166,750		166,750
Commercial Paper	62479LKK7	MUFGBK 0.000 10/24/2024			168,986		168,986
Commercial Paper	62479LL45	MUFGBK 0.000 11/04/2024	23,000,000		104,771		104,771
Commercial Paper	62479LLJ2	MUFGBK 0.000 11/18/2024	52,000,000		236,874		236,874
Commercial Paper	62479LLL7	MUFGBK 0.000 11/20/2024	12,000,000		17,270		17,270
Commercial Paper	62479LM44	MUFGBK 0.000 12/04/2024	36,000,000		165,540		165,540
Commercial Paper	62479LMD4	MUFGBK 0.000 12/13/2024	15,000,000		68,588		68,588
Commercial Paper	62479LMG7	MUFGBK 0.000 12/16/2024	50,000,000		229,486		229,486
Commercial Paper	62479LMJ1	MUFGBK 0.000 12/18/2024	50,000,000		228,625		228,625
Commercial Paper	62479LMP7	MUFGBK 0.000 12/23/2024	22,000,000		100,406		100,406
Commercial Paper	62479LMP7	MUFGBK 0.000 12/23/2024	15,000,000		21,771		21,771
Commercial Paper	62479LMW2	MUFGBK 0.000 12/30/2024	15,000,000		68,458		68,458
Commercial Paper	62479LNM3	MUFGBK 0.000 01/21/2025	17,000,000		24,518		24,518
Commercial Paper	62479LNP6	MUFGBK 0.000 01/23/2025	15,000,000		68,071		68,071
Commercial Paper	62479LNV3	MUFGBK 0.000 01/29/2025	50,000,000		226,903		226,903
Commercial Paper	62479LPL3	MUFGBK 0.000 02/20/2025	60,000,000		231,467		231,467
Commercial Paper	62479LPM1	MUFGBK 0.000 02/21/2025	8,000,000		35,409		35,409
Commercial Paper	62479LQA6	MUFGBK 0.000 03/10/2025	25,000,000		110,007		110,007
Commercial Paper	62479LQE8	MUFGBK 0.000 03/14/2025	50,000,000		220,444		220,444
Commercial Paper	62479LQE8	MUFGBK 0.000 03/14/2025	26,000,000		114,407		114,407
Commercial Paper	62479LQM0	MUFGBK 0.000 03/21/2025	15,000,000		65,875		65,875
Commercial Paper	89233GKP0	TOYCC 0.000 10/23/2024			238,333		238,333
Commercial Paper	89233GKQ8	TOYCC 0.000 10/24/2024			167,389		167,389
Commercial Paper	89233GM29	TOYCC 0.000 12/02/2024	65,000,000		296,653		296,653
Commercial Paper	89233GMG8	TOYCC 0.000 12/16/2024	65,000,000		296,093		296,093
Commercial Paper	89233GNQ5	TOYCC 0.000 01/24/2025	60,000,000		271,767		271,767
Commercial Paper	89233GNU6	TOYCC 0.000 01/28/2025	50,000,000		225,611		225,611
Commercial Paper	89233GPC4	TOYCC 0.000 02/12/2025	75,000,000		315,167		315,167
Commercial Paper	89233GQQ2	TOYCC 0.000 03/24/2025	50,000,000		223,028		223,028
Commercial Paper	89233GQQ2	TOYCC 0.000 03/24/2025	50,000,000		217,861		217,861
Commercial Paper	89233GQQ2	TOYCC 0.000 03/24/2025	60,000,000		259,367		259,367
Commercial Paper	89233GQR0	TOYCC 0.000 03/25/2025	40,000,000		46,300		46,300
Commercial Paper	89233GRM0	TOYCC 0.000 04/21/2025	65,000,000		74,100		74,100
Subtotals			\$ 1,136,000,000	\$ -	\$ 5,509,908	\$ -	\$ 5,509,908

Monthly Investment Earnings

Pooled Fund

<u>Type of Investment</u>	<u>CUSIP</u>	<u>Issuer Name</u>	<u>Par Value</u>	<u>Accrued Interest Earned</u>	<u>(Amortization) / Accretion</u>	<u>Realized Gain/(Loss)</u>	<u>Total Earnings</u>
Medium Term Notes	037833CJ7	AAPL 3.350 02/09/2027	\$ 50,000,000	\$ 139,583	\$ 14,684		\$ 154,268
Medium Term Notes	14913UAN0	CAT 4.450 10/16/2026	18,385,000	68,178	(8,805)		59,373
Medium Term Notes	24422EXV6	DE 4.200 07/15/2027	10,000,000	35,000	42		35,042
Medium Term Notes	594918BJ2	MSFT 3.125 11/03/2025	11,749,000	30,596	7,601		38,197
Medium Term Notes	594918CN2	MSFT 3.400 09/15/2026	6,452,000	18,281	7,033		25,314
Medium Term Notes	594918CN2	MSFT 3.400 09/15/2026	13,009,000	36,859	14,105		50,963
Medium Term Notes	91324PFF4	UNH 4.750 07/15/2026	15,000,000	59,375	1,085		60,460
Subtotals			\$ 124,595,000	\$ 387,872	\$ 35,745	\$ -	\$ 423,616
Money Market Funds	09248U718	BlackRock Liquidity Funds T-Fund	\$ 13,917,883	\$ 56,185			\$ 56,185
Money Market Funds	31607A703	Fidelity Govt Portfolio	413,851,684	2,684,726			2,684,726
Money Market Funds	608919718	Federated Hermes Govt Obligations Fund	335,595,519	1,161,204			1,161,204
Money Market Funds	262006208	Dreyfus Government Cash Management	22,196,295	105,184			105,184
Money Market Funds	85749T517	State Street Institutional U.S. Govt MMF	779,358,155	3,183,916			3,183,916
Money Market Funds	61747C319	Morgan Stanley Institutional Liquidity Fund	620,240,125	1,112,706			1,112,706
Subtotals			\$ 2,185,159,660	\$ 8,303,922	\$ -	\$ -	\$ 8,303,922
Supranationals	45818WDG8	IADB 0.820 02/27/2026	\$ 19,500,000	\$ 13,325	\$ (1,071)		\$ 12,254
Supranationals	4581X0CM8	IADB 2.125 01/15/2025	100,000,000	177,083	(129,379)		47,704
Supranationals	4581X0DN5	IADB 0.625 07/15/2025	28,900,000	15,052	8,734		23,786
Supranationals	4581X0EN4	IADB 4.125 02/15/2029	25,000,000	85,938	6,469		92,407
Supranationals	4581X0EN4	IADB 4.125 02/15/2029	50,000,000	171,875	3,204		175,079
Supranationals	459058HT3	IBRD 1.626 01/15/2025	29,314,000	39,720	85,555		125,275
Supranationals	459058JB0	IBRD 0.626 04/22/2025	40,000,000	20,867	(1,947)		18,919
Supranationals	459058KJ1	IBRD 3.125 06/15/2027	12,323,000	32,091	11,335		43,426
Supranationals	45950VRU2	IFC 4.023 01/26/2026	100,000,000	335,250			335,250
Subtotals			\$ 405,037,000	\$ 891,201	\$ (17,102)	\$ -	\$ 874,099
Secured Bank Deposit	0660P0999	Bank of America TTX INV Deposit Acct	\$ 101,943,930	\$ 417,065			\$ 417,065
Subtotals			\$ 101,943,930	\$ 417,065	\$ -	\$ -	\$ 417,065
Grand Totals			\$16,051,387,590	\$ 41,457,616	\$ 7,131,057	\$ -	\$ 48,588,673

Investment Transactions

Pooled Fund

For month ended October 31, 2024

Accounting ID	Transaction Type	Cusip	Description	Price	Settlement Date	Posted Date	Par Value	Principal	Accrued Interest	Total
58399	Buy	91282CFJ5	T 3.125 08/31/2029	98.08203	10/01/2024	10/01/2024	50,000,000.00	49,041,015.63	133,805.25	49,174,820.88
58400	Buy	91282CLC3	T 4.000 07/31/2029	102.09375	10/01/2024	10/01/2024	50,000,000.00	51,046,875.00	336,956.52	51,383,831.52
58401	Buy	91282CLL3	T 3.375 09/15/2027	99.57031	10/01/2024	10/01/2024	50,000,000.00	49,785,156.25	74,585.64	49,859,741.89
58395	Buy	3130B2XR1	FHLB 4.010 07/02/2029	100.00000	10/02/2024	10/02/2024	65,000,000.00	65,000,000.00	0.00	65,000,000.00
58396	Buy	3130B2XR1	FHLB 4.010 07/02/2029	100.00000	10/02/2024	10/02/2024	25,000,000.00	25,000,000.00	0.00	25,000,000.00
58397	Buy	3130B2XR1	FHLB 4.010 07/02/2029	100.00000	10/02/2024	10/02/2024	25,000,000.00	25,000,000.00	0.00	25,000,000.00
58402	Buy	91282CFJ5	T 3.125 08/31/2029	97.94531	10/03/2024	10/03/2024	65,000,000.00	63,664,453.13	185,169.20	63,849,622.33
58403	Buy	313384J75	FHDN 0.000 10/07/2024	99.96008	10/04/2024	10/04/2024	100,000,000.00	99,960,083.33	0.00	99,960,083.33
58404	Buy	313384J75	FHDN 0.000 10/07/2024	99.96008	10/04/2024	10/04/2024	100,000,000.00	99,960,083.33	0.00	99,960,083.33
58405	Buy	313384J75	FHDN 0.000 10/07/2024	99.96008	10/04/2024	10/04/2024	100,000,000.00	99,960,083.33	0.00	99,960,083.33
58406	Buy	91282CLC3	T 4.000 07/31/2029	100.86719	10/07/2024	10/07/2024	65,000,000.00	65,563,671.88	480,434.78	66,044,106.66
58407	Buy	313384J83	FHDN 0.000 10/08/2024	99.98669	10/07/2024	10/07/2024	100,000,000.00	99,986,694.44	0.00	99,986,694.44
58408	Buy	313384J83	FHDN 0.000 10/08/2024	99.98669	10/07/2024	10/07/2024	100,000,000.00	99,986,694.44	0.00	99,986,694.44
58409	Buy	313384J83	FHDN 0.000 10/08/2024	99.98669	10/07/2024	10/07/2024	100,000,000.00	99,986,694.44	0.00	99,986,694.44
58413	Buy	91282CJW2	T 4.000 01/31/2029	100.41016	10/08/2024	10/08/2024	65,000,000.00	65,266,601.56	487,500.00	65,754,101.56
58414	Buy	3133ERWR8	FFCB 3.500 01/07/2027	98.99000	10/08/2024	10/08/2024	12,500,000.00	12,373,750.00	1,215.28	12,374,965.28
58415	Buy	91282CKV2	T 4.625 06/15/2027	101.81250	10/08/2024	10/08/2024	50,000,000.00	50,906,250.00	726,605.19	51,632,855.19
58416	Buy	313384J91	FHDN 0.000 10/09/2024	99.98672	10/08/2024	10/08/2024	100,000,000.00	99,986,722.22	0.00	99,986,722.22
58417	Buy	313384J91	FHDN 0.000 10/09/2024	99.98672	10/08/2024	10/08/2024	100,000,000.00	99,986,722.22	0.00	99,986,722.22
58418	Buy	313384J91	FHDN 0.000 10/09/2024	99.98672	10/08/2024	10/08/2024	100,000,000.00	99,986,722.22	0.00	99,986,722.22
58421	Buy	3130B3A29	FHLB 4.000 10/09/2026	99.97900	10/11/2024	10/11/2024	15,000,000.00	14,996,850.00	0.00	14,996,850.00
58422	Buy	3130B3A29	FHLB 4.000 10/09/2026	99.97900	10/11/2024	10/11/2024	25,000,000.00	24,994,750.00	0.00	24,994,750.00
58423	Buy	3130B3A29	FHLB 4.000 10/09/2026	99.97900	10/11/2024	10/11/2024	25,000,000.00	24,994,750.00	0.00	24,994,750.00
58424	Buy	3130B3A29	FHLB 4.000 10/09/2026	99.97900	10/11/2024	10/11/2024	50,000,000.00	49,989,500.00	0.00	49,989,500.00
58410	Buy	3134HARP0	FHLMC 5.130 10/15/2029	100.00000	10/15/2024	10/15/2024	65,000,000.00	65,000,000.00	0.00	65,000,000.00
58411	Buy	3134HARP0	FHLMC 5.130 10/15/2029	100.00000	10/15/2024	10/15/2024	25,000,000.00	25,000,000.00	0.00	25,000,000.00
58412	Buy	3134HARP0	FHLMC 5.130 10/15/2029	100.00000	10/15/2024	10/15/2024	25,000,000.00	25,000,000.00	0.00	25,000,000.00
58419	Buy	3133ERXJ5	FFCB 3.875 10/15/2027	99.95200	10/15/2024	10/15/2024	8,000,000.00	7,996,160.00	0.00	7,996,160.00
58420	Buy	3133ERXJ5	FFCB 3.875 10/15/2027	99.94500	10/15/2024	10/15/2024	5,000,000.00	4,997,250.00	0.00	4,997,250.00
58425	Buy	62479LLL7	MUFGBK 0.000 11/20/2024	99.60750	10/21/2024	10/21/2024	12,000,000.00	11,952,900.00	0.00	11,952,900.00
58426	Buy	62479LMP7	MUFGBK 0.000 12/23/2024	99.16875	10/21/2024	10/21/2024	15,000,000.00	14,875,312.50	0.00	14,875,312.50
58427	Buy	62479LNM3	MUFGBK 0.000 01/21/2025	98.79378	10/21/2024	10/21/2024	17,000,000.00	16,794,942.22	0.00	16,794,942.22
58428	Buy	89233GRM0	TOYCC 0.000 04/21/2025	97.72000	10/23/2024	10/23/2024	65,000,000.00	63,518,000.00	0.00	63,518,000.00
58429	Buy	89233GQR0	TOYCC 0.000 03/25/2025	98.03225	10/23/2024	10/23/2024	40,000,000.00	39,212,900.00	0.00	39,212,900.00
58430	Buy	91282CKT7	T 4.500 05/31/2029	102.07813	10/23/2024	10/23/2024	50,000,000.00	51,039,062.50	891,393.44	51,930,455.94
58431	Buy	91282CLC3	T 4.000 07/31/2029	99.77734	10/24/2024	10/24/2024	50,000,000.00	49,888,671.88	461,956.52	50,350,628.40
58432	Buy	91282CKP5	T 4.625 04/30/2029	102.34375	10/24/2024	10/24/2024	50,000,000.00	51,171,875.00	1,112,262.23	52,284,137.23
58433	Buy	3130B3GD9	FHLB 4.000 11/27/2028	99.82000	10/28/2024	10/28/2024	47,025,000.00	46,940,355.00	15,675.00	46,956,030.00
58434	Buy	3130ATHX8	FHLB 4.125 09/14/2029	100.32200	10/29/2024	10/29/2024	15,000,000.00	15,048,300.00	77,343.75	15,125,643.75
58435	Buy	3130ATHX8	FHLB 4.125 09/14/2029	100.28800	10/29/2024	10/29/2024	15,000,000.00	15,043,200.00	77,343.75	15,120,543.75
58436	Buy	3130ATHX8	FHLB 4.125 09/14/2029	100.28800	10/29/2024	10/29/2024	25,590,000.00	25,663,699.20	131,948.44	25,795,647.64
			Activity Total				2,067,115,000.00	2,066,566,751.72	5,194,194.99	2,071,760,946.71

Investment Transactions Pooled Fund

Accounting ID	Transaction Type	Cusip	Description	Price	Settlement Date	Posted Date	Par Value	Principal	Accrued Interest	Total
47496	Maturity	3130ATT31	FHLB 4.500 10/03/2024	100.00000	10/03/2024	10/03/2024	50,000,000.00	50,000,000.00	0.00	50,000,000.00
57608	Maturity	3135GAFY2	FNMA 5.320 10/03/2024	100.00000	10/03/2024	10/03/2024	50,000,000.00	50,000,000.00	0.00	50,000,000.00
57609	Maturity	3135GAFY2	FNMA 5.320 10/03/2024	100.00000	10/03/2024	10/03/2024	25,000,000.00	25,000,000.00	0.00	25,000,000.00
57610	Maturity	3135GAFY2	FNMA 5.320 10/03/2024	100.00000	10/03/2024	10/03/2024	25,000,000.00	25,000,000.00	0.00	25,000,000.00
57888	Maturity	59157TK44	METSHR 0.000 10/04/2024	100.00000	10/04/2024	10/04/2024	15,000,000.00	15,000,000.00	0.00	15,000,000.00
58403	Maturity	313384J75	FHDN 0.000 10/07/2024	100.00000	10/07/2024	10/07/2024	100,000,000.00	100,000,000.00	0.00	100,000,000.00
58404	Maturity	313384J75	FHDN 0.000 10/07/2024	100.00000	10/07/2024	10/07/2024	100,000,000.00	100,000,000.00	0.00	100,000,000.00
58405	Maturity	313384J75	FHDN 0.000 10/07/2024	100.00000	10/07/2024	10/07/2024	100,000,000.00	100,000,000.00	0.00	100,000,000.00
58407	Maturity	313384J83	FHDN 0.000 10/08/2024	100.00000	10/08/2024	10/08/2024	100,000,000.00	100,000,000.00	0.00	100,000,000.00
58408	Maturity	313384J83	FHDN 0.000 10/08/2024	100.00000	10/08/2024	10/08/2024	100,000,000.00	100,000,000.00	0.00	100,000,000.00
58409	Maturity	313384J83	FHDN 0.000 10/08/2024	100.00000	10/08/2024	10/08/2024	100,000,000.00	100,000,000.00	0.00	100,000,000.00
58416	Maturity	313384J91	FHDN 0.000 10/09/2024	100.00000	10/09/2024	10/09/2024	100,000,000.00	100,000,000.00	0.00	100,000,000.00
58417	Maturity	313384J91	FHDN 0.000 10/09/2024	100.00000	10/09/2024	10/09/2024	100,000,000.00	100,000,000.00	0.00	100,000,000.00
58418	Maturity	313384J91	FHDN 0.000 10/09/2024	100.00000	10/09/2024	10/09/2024	100,000,000.00	100,000,000.00	0.00	100,000,000.00
57828	Full Call	3134H1NT6	FHLMC 5.410 01/10/2028	100.00000	10/10/2024	10/10/2024	65,000,000.00	65,000,000.00	879,125.00	65,879,125.00
57829	Full Call	3134H1NT6	FHLMC 5.410 01/10/2028	100.00000	10/10/2024	10/10/2024	25,000,000.00	25,000,000.00	338,125.00	25,338,125.00
57830	Full Call	3134H1NT6	FHLMC 5.410 01/10/2028	100.00000	10/10/2024	10/10/2024	25,000,000.00	25,000,000.00	338,125.00	25,338,125.00
57887	Maturity	313384K32	FHDN 0.000 10/11/2024	100.00000	10/11/2024	10/11/2024	25,000,000.00	25,000,000.00	0.00	25,000,000.00
58236	Maturity	62479LKH7	MUFGBK 0.000 10/17/2024	100.00000	10/17/2024	10/17/2024	70,000,000.00	70,000,000.00	0.00	70,000,000.00
57793	Maturity	06367DE43	BMOCHG 5.860 10/21/2024	100.00000	10/21/2024	10/21/2024	60,000,000.00	60,000,000.00	0.00	60,000,000.00
57780	Maturity	89115BH52	TDNY 5.930 10/21/2024	100.00000	10/21/2024	10/21/2024	50,000,000.00	50,000,000.00	0.00	50,000,000.00
57885	Maturity	89233GKP0	TOYCC 0.000 10/23/2024	100.00000	10/23/2024	10/23/2024	75,000,000.00	75,000,000.00	0.00	75,000,000.00
57806	Maturity	06367DFA8	BMOCHG 5.580 10/24/2024	100.00000	10/24/2024	10/24/2024	50,000,000.00	50,000,000.00	0.00	50,000,000.00
57895	Maturity	13606KZ41	CIBCNY 5.430 10/24/2024	100.00000	10/24/2024	10/24/2024	50,000,000.00	50,000,000.00	0.00	50,000,000.00
57894	Maturity	59157TKQ5	METSHR 0.000 10/24/2024	100.00000	10/24/2024	10/24/2024	10,000,000.00	10,000,000.00	0.00	10,000,000.00
57884	Maturity	62479LKQ7	MUFGBK 0.000 10/24/2024	100.00000	10/24/2024	10/24/2024	50,000,000.00	50,000,000.00	0.00	50,000,000.00
57897	Maturity	62479LKQ7	MUFGBK 0.000 10/24/2024	100.00000	10/24/2024	10/24/2024	50,000,000.00	50,000,000.00	0.00	50,000,000.00
57819	Maturity	78015JJ73	RY 5.480 10/24/2024	100.00000	10/24/2024	10/24/2024	50,000,000.00	50,000,000.00	0.00	50,000,000.00
57813	Maturity	89115BP95	TDNY 5.580 10/24/2024	100.00000	10/24/2024	10/24/2024	50,000,000.00	50,000,000.00	0.00	50,000,000.00
57896	Maturity	89115DJS6	TDNY 5.430 10/24/2024	100.00000	10/24/2024	10/24/2024	50,000,000.00	50,000,000.00	0.00	50,000,000.00
57893	Maturity	89233GKQ8	TOYCC 0.000 10/24/2024	100.00000	10/24/2024	10/24/2024	50,000,000.00	50,000,000.00	0.00	50,000,000.00
57630	Maturity	3133EPHD0	FFCB 4.500 10/28/2024	100.00000	10/28/2024	10/28/2024	20,000,000.00	20,000,000.00	0.00	20,000,000.00
57631	Maturity	3133EPHD0	FFCB 4.500 10/28/2024	100.00000	10/28/2024	10/28/2024	25,000,000.00	25,000,000.00	0.00	25,000,000.00
47012	Maturity	912828YM6	T 1.500 10/31/2024	100.00000	10/31/2024	10/31/2024	50,000,000.00	50,000,000.00	0.00	50,000,000.00
			Activity Total				1,965,000,000.00	1,965,000,000.00	1,555,375.00	1,966,555,375.00

Interest Received Pooled Fund

For month ended October 31, 2024							
Accounting ID	Transaction Type	Cusip	Description	Date Posted	Interest Received	Purchased Interest Adjustment	Net Interest
57606	Interest Income	3133EPDL6	FFCB 4.850 10/01/2025	10/01/2024	1,212,500.00		1,212,500.00
47496	Interest Income	3130ATT31	FHLB 4.500 10/03/2024	10/03/2024	1,125,000.00		1,125,000.00
57608	Interest Income	3135GAFY2	FNMA 5.320 10/03/2024	10/03/2024	1,330,000.00		1,330,000.00
57609	Interest Income	3135GAFY2	FNMA 5.320 10/03/2024	10/03/2024	665,000.00		665,000.00
57610	Interest Income	3135GAFY2	FNMA 5.320 10/03/2024	10/03/2024	665,000.00		665,000.00
47122	Interest Income	3133EMZ21	FFCB 0.690 04/06/2026	10/07/2024	53,475.00		53,475.00
47339	Interest Income	3133ENTS9	FFCB 2.600 04/05/2027	10/07/2024	318,500.00		318,500.00
47340	Interest Income	3133ENTS9	FFCB 2.600 04/05/2027	10/07/2024	292,500.00		292,500.00
47341	Interest Income	3133ENTS9	FFCB 2.600 04/05/2027	10/07/2024	325,000.00		325,000.00
47337	Interest Income	3133ENUD0	FFCB 2.640 04/08/2026	10/08/2024	264,000.00		264,000.00
47338	Interest Income	3133ENUD0	FFCB 2.640 04/08/2026	10/08/2024	396,000.00		396,000.00
57907	Interest Income	3130B0TY5	FHLB 4.750 04/09/2027	10/09/2024	469,722.22		469,722.22
57908	Interest Income	3130B0TY5	FHLB 4.750 04/09/2027	10/09/2024	399,263.89		399,263.89
57909	Interest Income	3130B0TY5	FHLB 4.750 04/09/2027	10/09/2024	1,127,333.33		1,127,333.33
57910	Interest Income	3130B0TY5	FHLB 4.750 04/09/2027	10/09/2024	939,444.44		939,444.44
57828	Interest Income	3134H1NT6	FHLMC 5.410 01/10/2028	10/10/2024	879,125.00		879,125.00
57829	Interest Income	3134H1NT6	FHLMC 5.410 01/10/2028	10/10/2024	338,125.00		338,125.00
57830	Interest Income	3134H1NT6	FHLMC 5.410 01/10/2028	10/10/2024	338,125.00		338,125.00
58378	Interest Income	14913UAN0	CAT 4.450 10/16/2026	10/16/2024	136,355.42	72,722.89	63,632.53
57780	Interest Income	89115BH52	TDNY 5.930 10/21/2024	10/21/2024	2,973,236.10		2,973,236.10
57793	Interest Income	06367DE43	BMOCHG 5.860 10/21/2024	10/21/2024	3,457,399.98		3,457,399.98
58025	Interest Income	3133ERHN4	FFCB 4.250 10/20/2028	10/21/2024	538,333.34		538,333.34
58026	Interest Income	3133ERHN4	FFCB 4.250 10/20/2028	10/21/2024	70,833.33		70,833.33
47018	Interest Income	3133EMWT5	FFCB 0.600 04/21/2025	10/21/2024	150,000.00		150,000.00
57757	Interest Income	3133EPYW9	FFCB 5.125 10/20/2025	10/21/2024	1,281,250.00		1,281,250.00
57758	Interest Income	3133EPYW9	FFCB 5.125 10/20/2025	10/21/2024	640,625.00		640,625.00
57759	Interest Income	3133EPYW9	FFCB 5.125 10/20/2025	10/21/2024	896,875.00		896,875.00
57761	Interest Income	3133EPZA6	FFCB 4.875 10/20/2026	10/21/2024	731,250.00		731,250.00
57762	Interest Income	3133EPZA6	FFCB 4.875 10/20/2026	10/21/2024	341,250.00		341,250.00
57763	Interest Income	3133EPYW9	FFCB 5.125 10/20/2025	10/21/2024	615,000.00		615,000.00
47092	Interest Income	3135G03U5	FNMA 0.625 04/22/2025	10/22/2024	156,250.00		156,250.00
47100	Interest Income	459058JB0	IBRD 0.626 04/22/2025	10/22/2024	125,200.00		125,200.00
47240	Interest Income	3135G03U5	FNMA 0.625 04/22/2025	10/22/2024	118,556.25		118,556.25
47242	Interest Income	3135G03U5	FNMA 0.625 04/22/2025	10/22/2024	156,250.00		156,250.00
57806	Interest Income	06367DFA8	BMOCHG 5.580 10/24/2024	10/24/2024	2,542,000.00		2,542,000.00
57813	Interest Income	89115BP95	TDNY 5.580 10/24/2024	10/24/2024	2,464,500.00		2,464,500.00
57819	Interest Income	78015JJ73	RY 5.480 10/24/2024	10/24/2024	2,405,111.11		2,405,111.11
57895	Interest Income	13606KZ41	CIBCNY 5.430 10/24/2024	10/24/2024	1,538,500.00		1,538,500.00
57896	Interest Income	89115DJS6	TDNY 5.430 10/24/2024	10/24/2024	1,538,500.00		1,538,500.00
57630	Interest Income	3133EPHD0	FFCB 4.500 10/28/2024	10/28/2024	450,000.00		450,000.00
57631	Interest Income	3133EPHD0	FFCB 4.500 10/28/2024	10/28/2024	562,500.00		562,500.00
57930	Interest Income	3133ERDH1	FFCB 4.750 04/30/2029	10/30/2024	1,498,268.75	66,589.72	1,431,679.03
57931	Interest Income	3133ERDH1	FFCB 4.750 04/30/2029	10/30/2024	662,435.00	29,441.56	632,993.44
57932	Interest Income	3133ERDH1	FFCB 4.750 04/30/2029	10/30/2024	712,500.00	31,666.67	680,833.33
46939	Interest Income	91282CAT8	T 0.250 10/31/2025	10/31/2024	62,500.00		62,500.00
46946	Interest Income	91282CAT8	T 0.250 10/31/2025	10/31/2024	62,500.00		62,500.00
46953	Interest Income	91282CAT8	T 0.250 10/31/2025	10/31/2024	62,500.00		62,500.00
58432	Interest Income	91282CKP5	T 4.625 04/30/2029	10/31/2024	1,156,250.00	1,112,262.23	43,987.77

Interest Received Pooled Fund

Accounting ID	Transaction Type	Cusip	Description	Date Posted	Interest Received	Purchased Interest Adjustment	Net Interest
47012	Interest Income	912828YM6	T 1.500 10/31/2024	10/31/2024	375,000.00		375,000.00
47052	Interest Income	912828ZL7	T 0.375 04/30/2025	10/31/2024	93,750.00		93,750.00
47068	Interest Income	91282CBW0	T 0.750 04/30/2026	10/31/2024	187,500.00		187,500.00
47076	Interest Income	91282CBW0	T 0.750 04/30/2026	10/31/2024	187,500.00		187,500.00
Activity Total					40,088,593.16	1,312,683.07	38,775,910.09

Money Market / Secured Bank Deposit Activity Pooled Fund

For month ended October 31, 2024				
Accounting ID	Description	Activity Date	Transaction Type	Transaction Amount
09248U718	BlackRock Liquidity Funds T-Fund	10/31/2024	Interest Received	56,185.28
Activity Total				56,185.28
31607A703	Fidelity Govt Portfolio	10/07/2024	Withdrawal	(41,000,000.00)
31607A703	Fidelity Govt Portfolio	10/23/2024	Withdrawal	(117,000,000.00)
31607A703	Fidelity Govt Portfolio	10/25/2024	Withdrawal	(150,000,000.00)
31607A703	Fidelity Govt Portfolio	10/28/2024	Withdrawal	(15,000,000.00)
31607A703	Fidelity Govt Portfolio	10/29/2024	Withdrawal	(25,000,000.00)
31607A703	Fidelity Govt Portfolio	10/30/2024	Withdrawal	(5,000,000.00)
31607A703	Fidelity Govt Portfolio	10/31/2024	Interest Received	2,684,726.41
Activity Total				(350,315,273.59)
608919718	Federated Hermes Govt Obligations Fund	10/01/2024	Deposit	30,000,000.00
608919718	Federated Hermes Govt Obligations Fund	10/02/2024	Withdrawal	(165,000,000.00)
608919718	Federated Hermes Govt Obligations Fund	10/03/2024	Deposit	165,000,000.00
608919718	Federated Hermes Govt Obligations Fund	10/04/2024	Withdrawal	(190,000,000.00)
608919718	Federated Hermes Govt Obligations Fund	10/07/2024	Withdrawal	(150,000,000.00)
608919718	Federated Hermes Govt Obligations Fund	10/08/2024	Withdrawal	(88,000,000.00)
608919718	Federated Hermes Govt Obligations Fund	10/09/2024	Deposit	70,000,000.00
608919718	Federated Hermes Govt Obligations Fund	10/10/2024	Deposit	100,000,000.00
608919718	Federated Hermes Govt Obligations Fund	10/11/2024	Withdrawal	(90,000,000.00)
608919718	Federated Hermes Govt Obligations Fund	10/24/2024	Deposit	160,000,000.00
608919718	Federated Hermes Govt Obligations Fund	10/25/2024	Withdrawal	(33,000,000.00)
608919718	Federated Hermes Govt Obligations Fund	10/31/2024	Interest Received	1,161,204.39
Activity Total				(189,838,795.61)
262006208	Dreyfus Government Cash Management	10/21/2024	Withdrawal	(6,000,000.00)
262006208	Dreyfus Government Cash Management	10/31/2024	Interest Received	105,183.69
Activity Total				(5,894,816.31)
85749T517	State Street Institutional U.S. Govt MMF	10/31/2024	Interest Received	3,183,916.40
Activity Total				3,183,916.40
61747C319	Morgan Stanley Institutional Liquidity Fund	10/03/2024	Deposit	88,000,000.00
61747C319	Morgan Stanley Institutional Liquidity Fund	10/04/2024	Withdrawal	(90,000,000.00)
61747C319	Morgan Stanley Institutional Liquidity Fund	10/09/2024	Deposit	150,000,000.00
61747C319	Morgan Stanley Institutional Liquidity Fund	10/10/2024	Deposit	55,000,000.00
61747C319	Morgan Stanley Institutional Liquidity Fund	10/16/2024	Deposit	25,000,000.00
61747C319	Morgan Stanley Institutional Liquidity Fund	10/17/2024	Deposit	70,000,000.00
61747C319	Morgan Stanley Institutional Liquidity Fund	10/18/2024	Deposit	10,000,000.00
61747C319	Morgan Stanley Institutional Liquidity Fund	10/22/2024	Deposit	19,000,000.00
61747C319	Morgan Stanley Institutional Liquidity Fund	10/24/2024	Deposit	160,000,000.00
61747C319	Morgan Stanley Institutional Liquidity Fund	10/29/2024	Deposit	45,000,000.00
61747C319	Morgan Stanley Institutional Liquidity Fund	10/31/2024	Deposit	70,000,000.00
61747C319	Morgan Stanley Institutional Liquidity Fund	10/31/2024	Interest Received	1,112,706.05
Activity Total				603,112,706.05
0660P0999	Bank of America TTX INV Deposit Acct	10/31/2024	Interest Received	417,064.59
Activity Total				417,064.59