



Investment Report for the month of May 2026

June 15, 2026

The Honorable Daniel L. Lurie
Mayor of San Francisco
City Hall, Room 200
1 Dr. Carlton B. Goodlett Place
San Francisco, CA 94102-4638

Colleagues,

In accordance with the provisions of California State Government Code, Section 53646, we forward this report detailing the City's pooled fund portfolio as of May 31, 2026. These investments provide sufficient liquidity to meet expenditure requirements for the next six months and are in compliance with our statement of investment policy and California Code.

This correspondence and its attachments show the investment activity for the month of May 2026 for the portfolios under the Treasurer's management. All pricing and valuation data is obtained from Interactive Data Corporation.

CCSF Pooled Fund Earnings Statistics

Description	Current Month Fiscal YTD	Current Month May 2026	Prior Month Fiscal YTD	Prior Month April 2026
Average Daily Balance (in \$ millions)	17,647.2	18,924.9	17,516.9	18,815.6
Net Earnings (in \$ millions)	607.9	59.4	548.5	57.6
Earned Income Return	3.75%	3.70%	3.76%	3.72%

CCSF Pooled Fund Statistics: May 31, 2026

Investment Type	% of Portfolio	Book Value (in \$ millions)	Market Value (in \$ millions)	Wtd. Avg. CPN	Wtd. Avg. YTM	WAM
U.S. Treasuries	28.4%	5,432	5,408	3.35%	3.45%	765
Federal Agencies	45.0%	8,595	8,568	3.54%	3.81%	706
Negotiable CDs	11.5%	2,195	2,195	4.03%	4.03%	118
Commercial Paper	5.1%	972	972	0.00%	3.94%	92
Medium Term Notes	0.9%	163	163	3.98%	4.20%	298
Money Market Funds	7.5%	1,426	1,426	0.00%	0.00%	0
Supranationals	0.7%	141	142	3.32%	4.10%	620
Secured Bank Deposit	0.9%	167	167	0.00%	0.00%	0
Totals	100.0%	19,092	19,041	3.07%	3.43%	561

In the remainder of this report, we provide additional information and analytics at the security-level and portfolio-level, as recommended by the California Debt and Investment Advisory Commission.

Respectfully,

José Cisneros
Treasurer

cc: Treasury Oversight Committee: Aimee Brown, Kevin Kone, Brenda Kwee McNulty, Nancy Hom
Greg Wagner - Controller, Office of the Controller
Mark de la Rosa - Director of Audits, Office of the Controller
Mayor's Office of Public Policy and Finance
San Francisco County Transportation Authority
San Francisco Public Library
San Francisco Health Service System

Portfolio Summary

Pooled Fund

Security Type	Par Value (in \$ millions)	Book Value (in \$ millions)	Market Value (in \$ millions)	Market Price / Book Price	Current % Allocation	Max. Policy Allocation	Compliant?
U.S. Treasuries	\$ 5,434.0	\$ 5,432.3	\$ 5,407.8	99.55	28.45%	100%	Yes
Federal Agencies	8,602.4	8,595.4	8,567.9	99.68	45.02%	100%	Yes
State & Local Government							
Agency Obligations	-	-	-	-	0.00%	20%	Yes
Public Time Deposits	-	-	-	-	0.00%	100%	Yes
Negotiable CDs	2,195.0	2,195.0	2,195.4	100.02	11.50%	30%	Yes
Bankers Acceptances	-	-	-	-	0.00%	40%	Yes
Commercial Paper	981.7	971.8	971.5	99.97	5.09%	25%	Yes
Medium Term Notes	162.8	162.7	162.8	100.11	0.85%	30%	Yes
Repurchase Agreements	-	-	-	-	0.00%	10%	Yes
Reverse Repurchase/ Securities Lending Agreements	-	-	-	-	0.00%	\$75mm	Yes
Money Market Funds	1,426.3	1,426.3	1,426.3	100.00	7.47%	20%	Yes
LAIF	-	-	-	-	0.00%	\$50mm	Yes
Supranationals	142.3	141.5	141.8	100.20	0.74%	30%	Yes
Secured Bank Deposit	167.2	167.2	167.2	100.00	0.88%	N/A	Yes
TOTAL	\$ 19,111.8	\$ 19,092.2	\$ 19,040.8	99.73	100.00%	-	Yes

The City and County of San Francisco uses the following methodology to determine compliance: Compliance is pre-trade and calculated on a book value basis of the overall portfolio value. Cash balances are included in the City's compliance calculations.

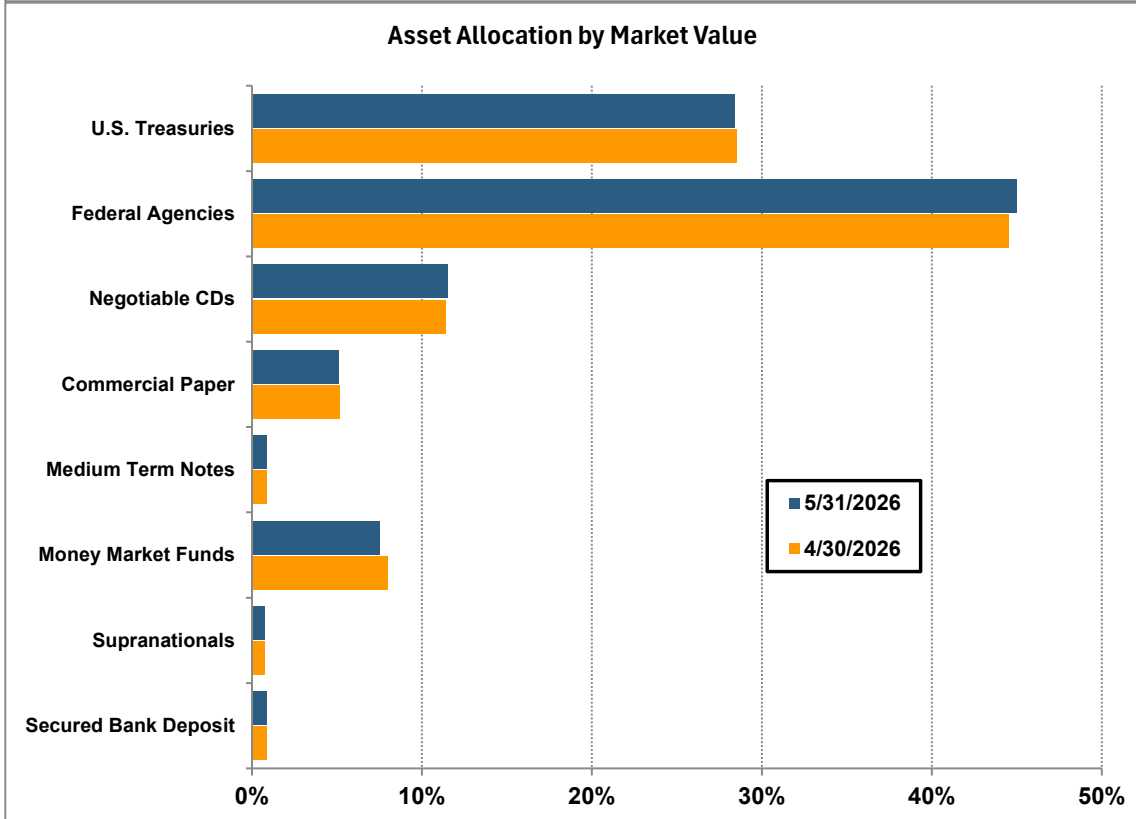
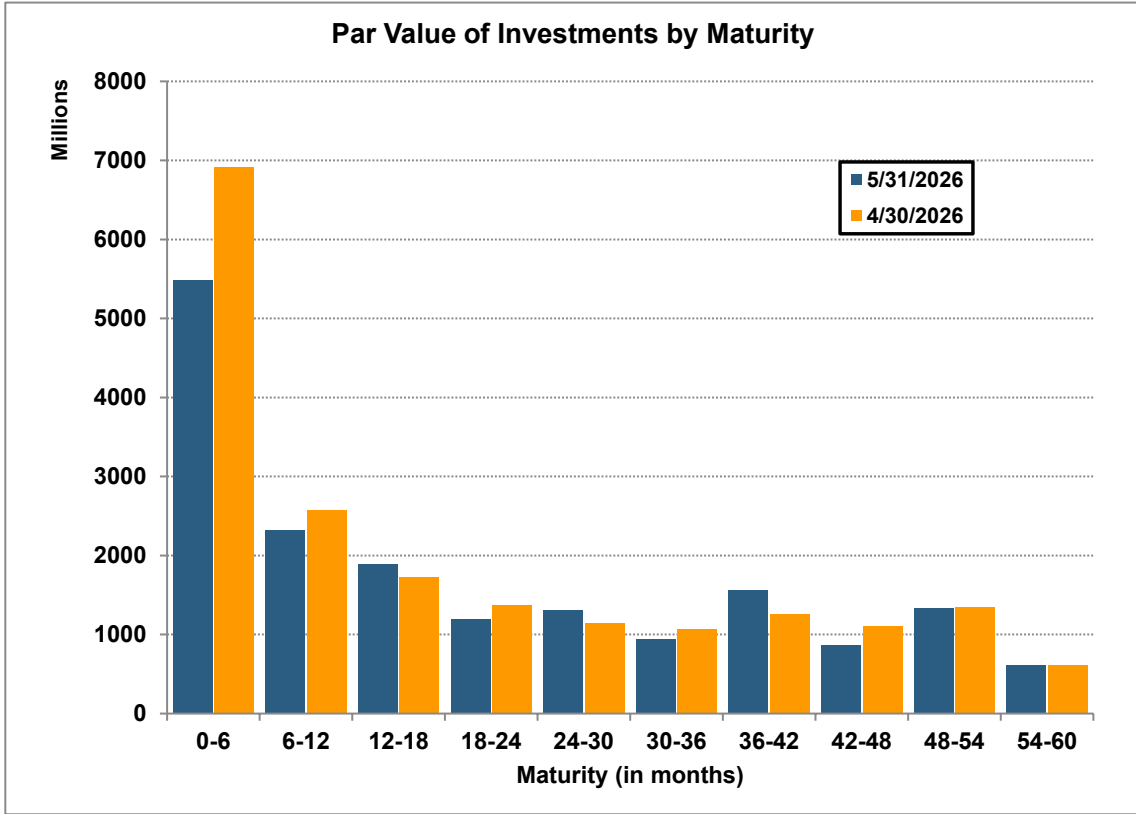
Please note the information in this report does not include cash balances. Due to fluctuations in the market value of the securities held in the Pooled Fund and changes in the City's cash position, the allocation limits may be exceeded on a post-trade compliance basis. In these instances, no compliance violation has occurred, as the policy limits were not exceeded prior to trade execution.

The full Investment Policy can be found at <https://sftreasurer.org/banking-investments/investments>

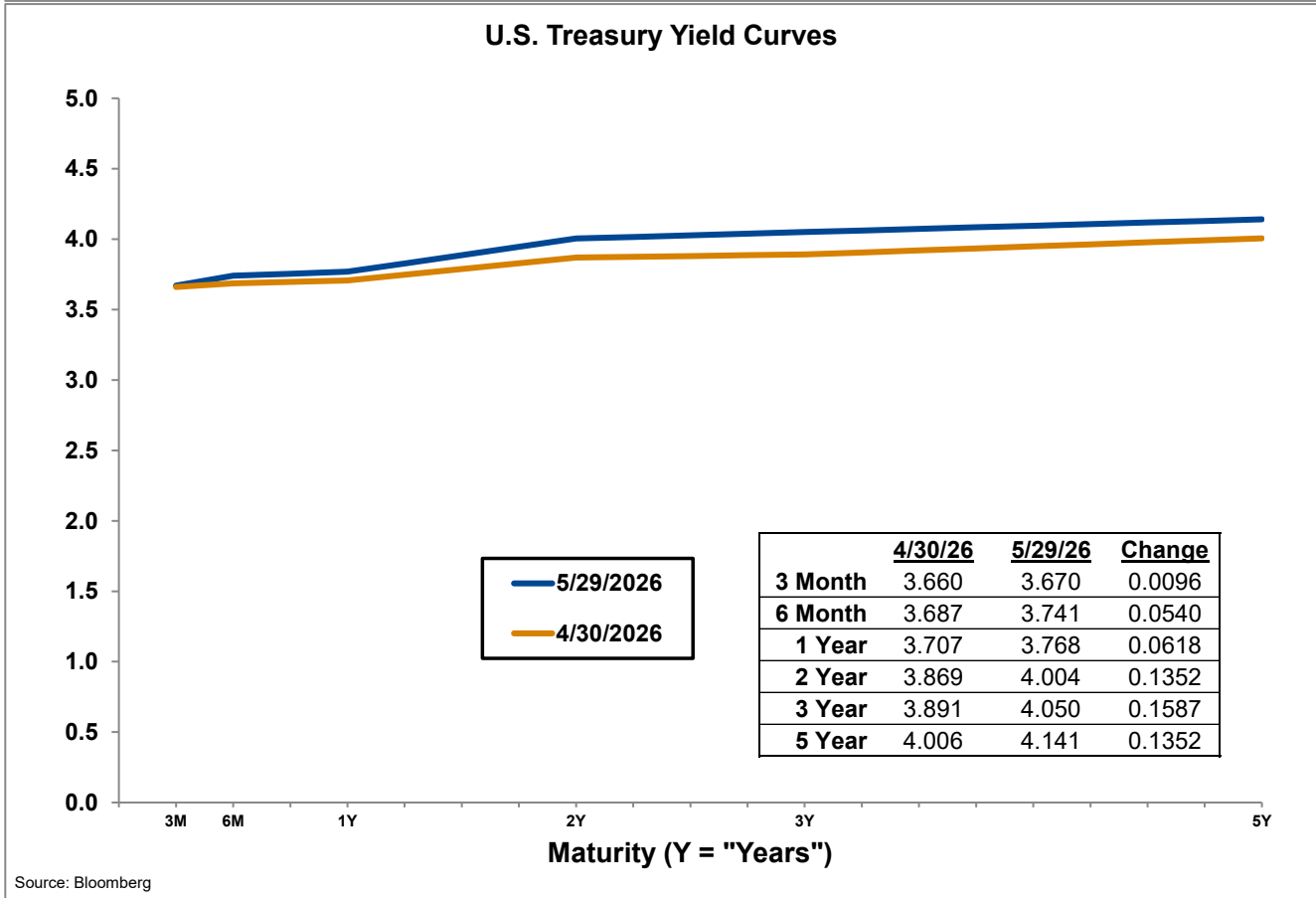
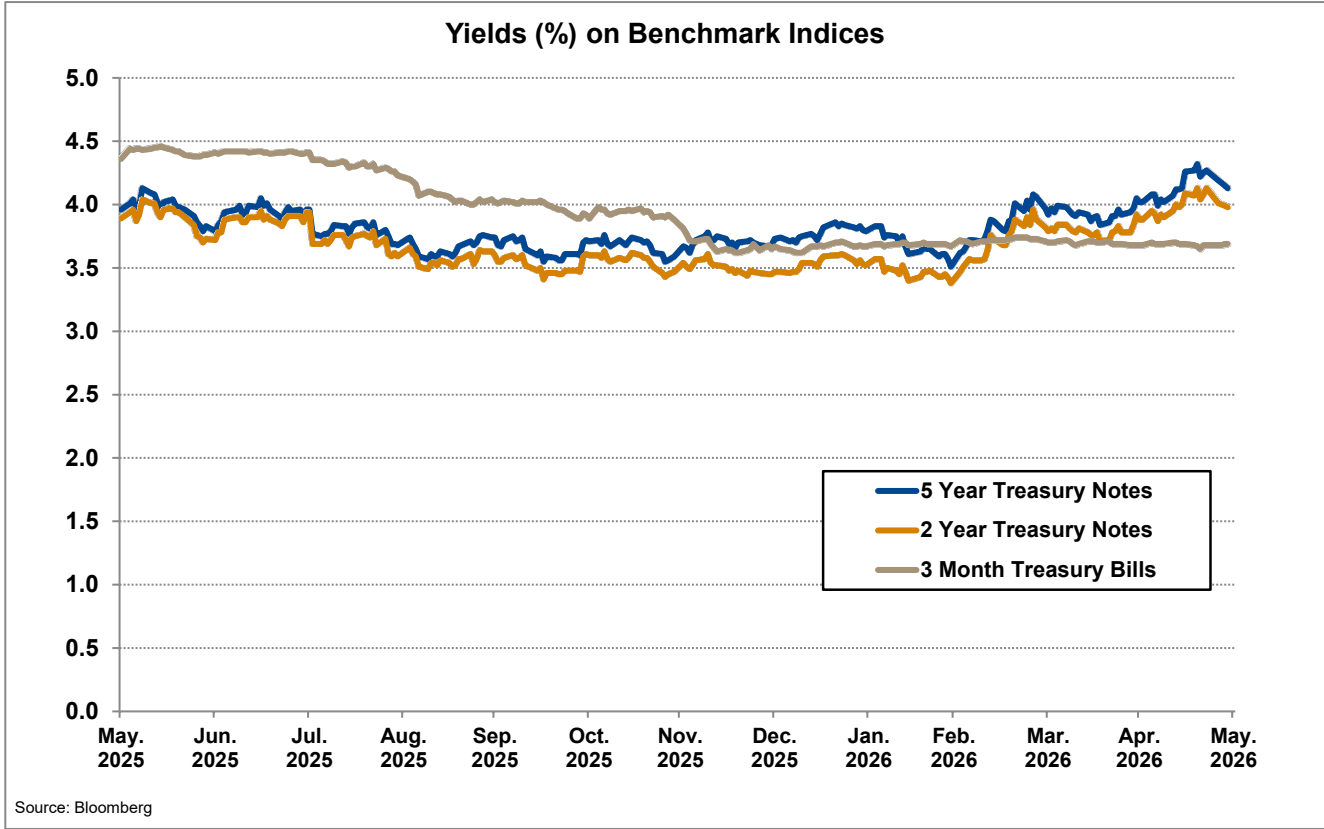
Totals may not add due to rounding.

Portfolio Analysis

Pooled Fund



Yield Curves



Investment Inventory

Pooled Fund

Type of Investment	CUSIP	Issuer Name	Settle Date	Maturity Date	Coupon	Par Value	Original Cost	Amortized Book	Market Value
U.S. Treasuries	912797UA3	U.S. Treasury Bill	2/27/2026	6/16/2026	0.00	25,000,000	24,728,787	24,962,677	24,955,288
U.S. Treasuries	91282CCJ8	U.S. Treasury Note	7/2/2021	6/30/2026	0.88	50,000,000	49,931,641	49,998,913	49,888,670
U.S. Treasuries	91282CCJ8	U.S. Treasury Note	7/14/2021	6/30/2026	0.88	50,000,000	50,070,313	50,001,125	49,888,670
U.S. Treasuries	91282CCJ8	U.S. Treasury Note	7/22/2021	6/30/2026	0.88	50,000,000	50,345,703	50,005,557	49,888,670
U.S. Treasuries	91282CCJ8	U.S. Treasury Note	7/22/2021	6/30/2026	0.88	50,000,000	50,328,125	50,005,275	49,888,670
U.S. Treasuries	91282CCJ8	U.S. Treasury Note	8/6/2021	6/30/2026	0.88	50,000,000	50,406,250	50,006,585	49,888,670
U.S. Treasuries	91282CCJ8	U.S. Treasury Note	8/10/2021	6/30/2026	0.88	50,000,000	50,240,234	50,003,903	49,888,670
U.S. Treasuries	91282CCJ8	U.S. Treasury Note	9/24/2021	6/30/2026	0.88	50,000,000	49,937,500	49,998,958	49,888,670
U.S. Treasuries	91282CCJ8	U.S. Treasury Note	10/14/2021	6/30/2026	0.88	50,000,000	49,593,750	49,993,150	49,888,670
U.S. Treasuries	91282CCJ8	U.S. Treasury Note	1/4/2022	6/30/2026	0.88	50,000,000	49,027,344	49,982,780	49,888,670
U.S. Treasuries	91282CKY6	U.S. Treasury Note	12/16/2025	6/30/2026	4.63	100,000,000	100,546,875	100,080,915	100,074,220
U.S. Treasuries	912797TX5	U.S. Treasury Bill	2/19/2026	8/20/2026	0.00	100,000,000	98,230,556	99,222,222	99,171,700
U.S. Treasuries	912797TY3	U.S. Treasury Bill	2/26/2026	8/27/2026	0.00	25,000,000	24,554,226	24,786,910	24,780,378
U.S. Treasuries	91282CCW9	U.S. Treasury Note	9/28/2021	8/31/2026	0.75	50,000,000	49,449,219	49,972,124	49,634,765
U.S. Treasuries	91282CCZ2	U.S. Treasury Note	10/8/2021	9/30/2026	0.88	50,000,000	49,689,453	49,979,331	49,539,065
U.S. Treasuries	91282CCZ2	U.S. Treasury Note	10/8/2021	9/30/2026	0.88	50,000,000	49,671,875	49,978,161	49,539,065
U.S. Treasuries	91282CCZ2	U.S. Treasury Note	10/19/2021	9/30/2026	0.88	50,000,000	49,318,359	49,954,356	49,539,065
U.S. Treasuries	91282CDK4	U.S. Treasury Note	12/3/2021	11/30/2026	1.25	50,000,000	50,072,266	50,007,215	49,382,815
U.S. Treasuries	91282CDK4	U.S. Treasury Note	12/7/2021	11/30/2026	1.25	50,000,000	50,117,188	50,011,725	49,382,815
U.S. Treasuries	91282CDK4	U.S. Treasury Note	3/29/2022	11/30/2026	1.25	50,000,000	47,078,125	49,688,470	49,382,815
U.S. Treasuries	91282CDQ1	U.S. Treasury Note	3/29/2022	12/31/2026	1.25	50,000,000	47,107,422	49,645,501	49,277,345
U.S. Treasuries	91282CEF4	U.S. Treasury Note	4/6/2022	3/31/2027	2.50	25,000,000	24,757,813	24,959,680	24,733,398
U.S. Treasuries	91282CKV2	U.S. Treasury Note	6/26/2024	6/15/2027	4.63	50,000,000	50,199,219	50,069,653	50,367,200
U.S. Treasuries	91282CKV2	U.S. Treasury Note	7/9/2024	6/15/2027	4.63	50,000,000	50,292,969	50,103,674	50,367,200
U.S. Treasuries	91282CKV2	U.S. Treasury Note	10/8/2024	6/15/2027	4.63	50,000,000	50,906,250	50,350,478	50,367,200
U.S. Treasuries	91282CKV2	U.S. Treasury Note	5/15/2025	6/15/2027	4.63	50,000,000	50,603,516	50,300,568	50,367,200
U.S. Treasuries	91282CKV2	U.S. Treasury Note	7/8/2025	6/15/2027	4.63	50,000,000	50,667,969	50,358,077	50,367,200
U.S. Treasuries	91282CKV2	U.S. Treasury Note	7/9/2025	6/15/2027	4.63	50,000,000	50,654,297	50,351,244	50,367,200
U.S. Treasuries	91282CKV2	U.S. Treasury Note	7/25/2025	6/15/2027	4.63	50,000,000	50,632,813	50,347,588	50,367,200
U.S. Treasuries	91282CEW7	U.S. Treasury Note	3/21/2024	6/30/2027	3.25	50,000,000	48,203,125	49,408,053	49,656,250
U.S. Treasuries	91282CEW7	U.S. Treasury Note	4/3/2024	6/30/2027	3.25	50,000,000	48,113,281	49,371,625	49,656,250
U.S. Treasuries	91282CEW7	U.S. Treasury Note	9/26/2024	6/30/2027	3.25	50,000,000	49,683,594	49,876,203	49,656,250
U.S. Treasuries	91282CEW7	U.S. Treasury Note	7/25/2025	6/30/2027	3.25	50,000,000	49,398,438	49,663,808	49,656,250
U.S. Treasuries	91282CEW7	U.S. Treasury Note	11/12/2025	6/30/2027	3.25	50,000,000	49,728,516	49,820,227	49,656,250
U.S. Treasuries	91282CNV9	U.S. Treasury Note	11/20/2025	8/31/2027	3.63	50,000,000	50,035,156	50,024,701	49,806,640
U.S. Treasuries	91282CNV9	U.S. Treasury Note	11/21/2025	8/31/2027	3.63	75,000,000	75,058,594	75,041,233	74,709,960
U.S. Treasuries	91282CLL3	U.S. Treasury Note	10/1/2024	9/15/2027	3.38	50,000,000	49,785,156	49,906,217	49,644,530
U.S. Treasuries	91282CLQ2	U.S. Treasury Note	11/20/2025	10/15/2027	3.88	50,000,000	50,273,438	50,197,395	49,927,735
U.S. Treasuries	91282CLQ2	U.S. Treasury Note	11/18/2025	10/15/2027	3.88	75,000,000	75,363,281	75,261,500	74,891,603
U.S. Treasuries	91282CPE5	U.S. Treasury Note	11/18/2025	10/31/2027	3.50	75,000,000	74,835,938	74,880,870	74,496,075
U.S. Treasuries	91282CLX7	U.S. Treasury Note	2/12/2025	11/15/2027	4.13	61,000,000	60,692,617	60,837,448	61,119,139
U.S. Treasuries	91282CLX7	U.S. Treasury Note	11/12/2025	11/15/2027	4.13	70,000,000	70,738,281	70,535,833	70,136,717
U.S. Treasuries	91282CMB4	U.S. Treasury Note	12/16/2024	12/15/2027	4.00	50,000,000	49,718,750	49,855,519	50,007,900
U.S. Treasuries	91282CMB4	U.S. Treasury Note	12/16/2024	12/15/2027	4.00	50,000,000	49,712,891	49,852,509	50,007,900
U.S. Treasuries	91282CMB4	U.S. Treasury Note	12/8/2025	12/15/2027	4.00	50,000,000	50,425,781	50,324,680	50,007,900
U.S. Treasuries	91282CMN8	U.S. Treasury Note	11/14/2025	2/15/2028	4.25	50,000,000	50,714,844	50,541,996	50,197,265
U.S. Treasuries	91282CMN8	U.S. Treasury Note	11/20/2025	2/15/2028	4.25	90,000,000	91,321,875	91,009,608	90,355,077

Investment Inventory

Pooled Fund

Type of Investment	CUSIP	Issuer Name	Settle Date	Maturity Date	Coupon	Par Value	Original Cost	Amortized Book	Market Value
U.S. Treasuries	91282CMS7	U.S. Treasury Note	3/20/2026	3/15/2028	3.88	40,000,000	40,018,750	40,016,865	39,912,500
U.S. Treasuries	91282CMS7	U.S. Treasury Note	3/20/2026	3/15/2028	3.88	50,000,000	50,021,484	50,019,324	49,890,625
U.S. Treasuries	9128284N7	U.S. Treasury Note	4/9/2024	5/15/2028	2.88	65,000,000	61,082,227	63,131,403	63,616,209
U.S. Treasuries	91282CND9	U.S. Treasury Note	5/15/2025	5/15/2028	3.75	70,000,000	69,485,938	69,665,109	69,650,000
U.S. Treasuries	91282CNH0	U.S. Treasury Note	11/21/2025	6/15/2028	3.88	50,000,000	50,404,297	50,321,453	49,859,375
U.S. Treasuries	91282CNH0	U.S. Treasury Note	1/14/2026	6/15/2028	3.88	50,000,000	50,375,000	50,316,393	49,859,375
U.S. Treasuries	91282CHK0	U.S. Treasury Note	1/5/2024	6/30/2028	4.00	50,000,000	49,974,609	49,988,219	49,976,565
U.S. Treasuries	91282CHK0	U.S. Treasury Note	1/18/2024	6/30/2028	4.00	50,000,000	49,927,734	49,966,202	49,976,565
U.S. Treasuries	91282CHK0	U.S. Treasury Note	1/18/2024	6/30/2028	4.00	50,000,000	49,904,297	49,955,240	49,976,565
U.S. Treasuries	91282CHK0	U.S. Treasury Note	2/6/2024	6/30/2028	4.00	50,000,000	49,677,734	49,847,496	49,976,565
U.S. Treasuries	91282CHK0	U.S. Treasury Note	2/27/2024	6/30/2028	4.00	50,000,000	49,298,828	49,663,791	49,976,565
U.S. Treasuries	91282CHK0	U.S. Treasury Note	5/13/2024	6/30/2028	4.00	50,000,000	48,939,453	49,465,861	49,976,565
U.S. Treasuries	91282CHX2	U.S. Treasury Note	12/12/2023	8/31/2028	4.38	50,000,000	50,115,234	50,054,944	50,359,375
U.S. Treasuries	91282CHX2	U.S. Treasury Note	5/14/2025	8/31/2028	4.38	50,000,000	50,550,781	50,375,720	50,359,375
U.S. Treasuries	91282CNY3	U.S. Treasury Note	12/19/2025	9/15/2028	3.38	55,000,000	54,817,383	54,847,302	54,200,784
U.S. Treasuries	91282CJF9	U.S. Treasury Note	5/22/2026	10/31/2028	4.88	50,000,000	50,832,031	50,822,714	50,939,455
U.S. Treasuries	91282CPK1	U.S. Treasury Note	1/27/2026	11/15/2028	3.50	62,000,000	61,752,969	61,783,153	61,208,049
U.S. Treasuries	91282CJW2	U.S. Treasury Note	1/27/2026	1/31/2029	4.00	55,000,000	55,524,219	55,464,648	54,911,912
U.S. Treasuries	91282CJW2	U.S. Treasury Note	5/13/2025	1/31/2029	4.00	60,000,000	59,927,344	59,947,874	59,903,904
U.S. Treasuries	91282CJW2	U.S. Treasury Note	10/8/2024	1/31/2029	4.00	65,000,000	65,266,602	65,164,934	64,895,896
U.S. Treasuries	9128286B1	U.S. Treasury Note	4/11/2024	2/15/2029	2.63	50,000,000	45,710,938	47,602,387	48,173,830
U.S. Treasuries	91282CKD2	U.S. Treasury Note	4/8/2024	2/28/2029	4.25	50,000,000	49,773,438	49,872,836	50,240,235
U.S. Treasuries	91282CKD2	U.S. Treasury Note	5/13/2025	2/28/2029	4.25	75,000,000	75,568,359	75,411,005	75,360,353
U.S. Treasuries	91282CKP5	U.S. Treasury Note	10/24/2024	4/30/2029	4.63	50,000,000	51,171,875	50,756,140	50,755,860
U.S. Treasuries	91282CKP5	U.S. Treasury Note	12/20/2024	4/30/2029	4.63	51,000,000	51,448,242	51,299,579	51,770,977
U.S. Treasuries	91282CKT7	U.S. Treasury Note	10/23/2024	5/31/2029	4.50	50,000,000	51,039,063	50,676,843	50,595,705
U.S. Treasuries	91282CLC3	U.S. Treasury Note	10/1/2024	7/31/2029	4.00	50,000,000	51,046,875	50,686,047	49,859,400
U.S. Treasuries	91282CLC3	U.S. Treasury Note	10/24/2024	7/31/2029	4.00	50,000,000	49,888,672	49,926,080	49,859,400
U.S. Treasuries	91282CLC3	U.S. Treasury Note	10/7/2024	7/31/2029	4.00	65,000,000	65,563,672	65,370,651	64,817,220
U.S. Treasuries	91282CFJ5	U.S. Treasury Note	10/1/2024	8/31/2029	3.13	50,000,000	49,041,016	49,365,842	48,550,780
U.S. Treasuries	91282CFJ5	U.S. Treasury Note	10/3/2024	8/31/2029	3.13	65,000,000	63,664,453	64,115,843	63,116,014
U.S. Treasuries	91282CFT3	U.S. Treasury Note	5/30/2025	10/31/2029	4.00	60,000,000	59,988,281	59,990,944	59,833,596
U.S. Treasuries	91282CLR0	U.S. Treasury Note	11/25/2024	10/31/2029	4.13	50,000,000	49,611,328	49,730,670	50,046,875
U.S. Treasuries	91282CLR0	U.S. Treasury Note	5/22/2026	10/31/2029	4.13	50,000,000	49,869,141	49,870,181	50,046,875
U.S. Treasuries	91282CGQ8	U.S. Treasury Note	4/10/2025	2/28/2030	4.00	50,000,000	49,927,734	49,944,617	49,816,405
U.S. Treasuries	91282CGQ8	U.S. Treasury Note	12/10/2025	2/28/2030	4.00	75,000,000	75,785,156	75,697,011	74,724,608
U.S. Treasuries	91282CMZ1	U.S. Treasury Note	5/22/2025	4/30/2030	3.88	50,000,000	49,468,750	49,579,182	49,572,265
U.S. Treasuries	91282CMZ1	U.S. Treasury Note	12/8/2025	4/30/2030	3.88	60,000,000	60,478,125	60,425,960	59,486,718
U.S. Treasuries	91282CHF1	U.S. Treasury Note	12/8/2025	5/31/2030	3.75	65,000,000	65,192,969	65,172,315	64,131,639
U.S. Treasuries	91282CNN7	U.S. Treasury Note	12/9/2025	7/31/2030	3.88	50,000,000	50,267,578	50,240,110	49,509,550
U.S. Treasuries	91282CNN7	U.S. Treasury Note	12/9/2025	7/31/2030	3.88	50,000,000	50,257,813	50,231,347	49,509,550
U.S. Treasuries	91282CNN7	U.S. Treasury Note	12/10/2025	7/31/2030	3.88	50,000,000	50,251,953	50,226,222	49,509,550
U.S. Treasuries	91282CNN7	U.S. Treasury Note	12/16/2025	7/31/2030	3.88	50,000,000	50,367,188	50,330,860	49,509,550
U.S. Treasuries	91282CNN7	U.S. Treasury Note	12/16/2025	7/31/2030	3.88	50,000,000	50,343,750	50,309,742	49,509,550
U.S. Treasuries	91282CPA3	U.S. Treasury Note	10/22/2025	9/30/2030	3.63	50,000,000	50,160,156	50,140,447	49,007,815
U.S. Treasuries	91282CPA3	U.S. Treasury Note	10/24/2025	9/30/2030	3.63	50,000,000	50,097,656	50,085,734	49,007,815
U.S. Treasuries	91282CPA3	U.S. Treasury Note	10/24/2025	9/30/2030	3.63	50,000,000	50,054,688	50,048,011	49,007,815

Investment Inventory

Pooled Fund

Type of Investment	CUSIP	Issuer Name	Settle Date	Maturity Date	Coupon	Par Value	Original Cost	Amortized Book	Market Value
U.S. Treasuries	91282CPD7	U.S. Treasury Note	12/8/2025	10/31/2030	3.63	60,000,000	59,779,688	59,801,251	58,774,218
U.S. Treasuries	91282CPR6	U.S. Treasury Note	1/16/2026	12/31/2030	3.63	50,000,000	49,703,125	49,725,432	48,933,595
U.S. Treasuries	91282CPR6	U.S. Treasury Note	1/20/2026	12/31/2030	3.63	50,000,000	49,562,500	49,594,477	48,933,595
U.S. Treasuries	91282CPR6	U.S. Treasury Note	1/7/2026	12/31/2030	3.63	60,000,000	59,737,500	59,758,425	58,720,314
U.S. Treasuries	91282CQG9	U.S. Treasury Note	4/8/2026	3/31/2031	3.88	100,000,000	99,433,594	99,450,418	98,824,220
U.S. Treasuries	91282CQK0	U.S. Treasury Note	5/5/2026	4/30/2031	3.88	55,000,000	54,484,375	54,492,020	54,340,429
Subtotals					3.35	5,434,000,000	5,419,600,171	5,432,283,516	5,407,833,397
Federal Agencies	3130AVWS7	Federal Home Loan Bank	5/10/2023	6/12/2026	3.75	17,045,000	16,991,479	17,044,479	17,042,784
Federal Agencies	3130AVWS7	Federal Home Loan Bank	5/17/2023	6/12/2026	3.75	20,000,000	19,939,200	19,999,404	19,997,400
Federal Agencies	3130AWAH3	Federal Home Loan Bank	6/1/2023	6/12/2026	4.00	10,000,000	9,934,300	9,999,347	9,999,600
Federal Agencies	3130AWAH3	Federal Home Loan Bank	6/1/2023	6/12/2026	4.00	15,000,000	14,899,350	14,999,000	14,999,400
Federal Agencies	3130AWLZ1	Federal Home Loan Bank	7/10/2023	6/12/2026	4.75	50,000,000	49,856,000	49,998,517	50,011,500
Federal Agencies	3130B1BT3	Federal Home Loan Bank	6/18/2024	6/12/2026	4.88	13,485,000	13,505,093	13,485,305	13,488,506
Federal Agencies	3133ERHD6	Federal Farm Credit Bank	6/18/2024	6/12/2026	4.88	20,000,000	20,030,400	20,000,462	20,005,400
Federal Agencies	3133ERHD6	Federal Farm Credit Bank	6/18/2024	6/12/2026	4.88	32,000,000	32,051,200	32,000,778	32,008,640
Federal Agencies	3133EPMU6	Federal Farm Credit Bank	6/15/2023	6/15/2026	4.25	20,000,000	19,969,200	19,999,607	20,001,800
Federal Agencies	3133EPMU6	Federal Farm Credit Bank	6/15/2023	6/15/2026	4.25	24,700,000	24,640,226	24,699,236	24,702,223
Federal Agencies	3133EPMU6	Federal Farm Credit Bank	6/15/2023	6/15/2026	4.25	30,000,000	29,951,400	29,999,379	30,002,700
Federal Agencies	3133EPNG6	Federal Farm Credit Bank	6/23/2023	6/23/2026	4.38	25,000,000	24,986,750	24,999,734	25,006,750
Federal Agencies	3133EPNG6	Federal Farm Credit Bank	6/23/2023	6/23/2026	4.38	25,000,000	24,986,750	24,999,734	25,006,750
Federal Agencies	3133EPNG6	Federal Farm Credit Bank	6/23/2023	6/23/2026	4.38	50,000,000	49,973,500	49,999,468	50,013,500
Federal Agencies	3133EPVP7	Federal Farm Credit Bank	9/8/2023	7/8/2026	4.75	10,000,000	9,991,700	9,999,703	10,009,300
Federal Agencies	3133EPVP7	Federal Farm Credit Bank	9/8/2023	7/8/2026	4.75	19,000,000	18,984,800	18,999,456	19,017,670
Federal Agencies	3133EPVP7	Federal Farm Credit Bank	9/8/2023	7/8/2026	4.75	21,000,000	20,982,780	20,999,384	21,019,530
Federal Agencies	3130ANNM8	Federal Home Loan Bank	8/19/2021	7/13/2026	1.05	25,000,000	25,000,000	25,000,000	24,916,000
Federal Agencies	3130ANNM8	Federal Home Loan Bank	8/19/2021	7/13/2026	1.05	25,000,000	25,000,000	25,000,000	24,916,000
Federal Agencies	3130ANNM8	Federal Home Loan Bank	8/19/2021	7/13/2026	1.05	25,000,000	25,000,000	25,000,000	24,916,000
Federal Agencies	3130ANNM8	Federal Home Loan Bank	8/19/2021	7/13/2026	1.05	25,000,000	25,000,000	25,000,000	24,916,000
Federal Agencies	313385ZG4	Federal Home Loan Bank Disco	1/6/2026	7/13/2026	0.00	15,000,000	14,729,358	14,939,537	14,930,850
Federal Agencies	313385ZL3	Federal Home Loan Bank Disco	5/26/2026	7/17/2026	0.00	35,000,000	34,817,494	34,838,553	34,824,650
Federal Agencies	313385ZS8	Federal Home Loan Bank Disco	1/6/2026	7/23/2026	0.00	15,000,000	14,715,375	14,925,250	14,915,700
Federal Agencies	313385ZT6	Federal Home Loan Bank Disco	1/6/2026	7/24/2026	0.00	50,000,000	49,043,694	49,745,306	49,714,000
Federal Agencies	3130ANMP2	Federal Home Loan Bank	8/20/2021	7/27/2026	1.07	25,000,000	25,000,000	25,000,000	24,889,000
Federal Agencies	3130ANMP2	Federal Home Loan Bank	8/20/2021	7/27/2026	1.07	25,000,000	25,000,000	25,000,000	24,889,000
Federal Agencies	3130ANMP2	Federal Home Loan Bank	8/20/2021	7/27/2026	1.07	25,000,000	25,000,000	25,000,000	24,889,000
Federal Agencies	3130ANMP2	Federal Home Loan Bank	8/20/2021	7/27/2026	1.07	25,000,000	25,000,000	25,000,000	24,889,000
Federal Agencies	3133EPZY4	Federal Farm Credit Bank	10/30/2023	7/30/2026	5.00	3,000,000	2,991,930	2,999,526	3,006,060
Federal Agencies	3133EPZY4	Federal Farm Credit Bank	10/30/2023	7/30/2026	5.00	9,615,000	9,589,136	9,613,480	9,634,422
Federal Agencies	3133EPZY4	Federal Farm Credit Bank	10/30/2023	7/30/2026	5.00	16,000,000	15,956,960	15,997,471	16,032,320
Federal Agencies	3133EPZY4	Federal Farm Credit Bank	10/30/2023	7/30/2026	5.00	25,000,000	24,936,750	24,996,283	25,050,500
Federal Agencies	313385A97	Federal Home Loan Bank Disco	1/13/2026	8/7/2026	0.00	10,000,000	9,800,867	9,935,233	9,928,900
Federal Agencies	3130ANTG5	Federal Home Loan Bank	9/13/2021	8/10/2026	1.05	25,000,000	25,000,000	25,000,000	24,864,000
Federal Agencies	3130ANTG5	Federal Home Loan Bank	9/13/2021	8/10/2026	1.05	25,000,000	25,000,000	25,000,000	24,864,000
Federal Agencies	3130ANTG5	Federal Home Loan Bank	9/13/2021	8/10/2026	1.05	25,000,000	25,000,000	25,000,000	24,864,000
Federal Agencies	3130ANTG5	Federal Home Loan Bank	9/13/2021	8/10/2026	1.05	25,000,000	25,000,000	25,000,000	24,864,000
Federal Agencies	313385B47	Federal Home Loan Bank Disco	1/13/2026	8/10/2026	0.00	25,000,000	24,495,642	24,831,076	24,814,750

Investment Inventory

Pooled Fund

Type of Investment	CUSIP	Issuer Name	Settle Date	Maturity Date	Coupon	Par Value	Original Cost	Amortized Book	Market Value
Federal Agencies	313385B62	Federal Home Loan Bank Disco	1/13/2026	8/12/2026	0.00	51,000,000	49,961,265	50,645,550	50,611,890
Federal Agencies	313385B88	Federal Home Loan Bank Disco	2/17/2026	8/14/2026	0.00	22,900,000	22,500,872	22,734,070	22,721,151
Federal Agencies	3133EPSW6	Federal Farm Credit Bank	8/14/2023	8/14/2026	4.50	50,000,000	49,885,000	49,992,235	50,070,000
Federal Agencies	313385D29	Federal Home Loan Bank Disco	2/25/2026	8/24/2026	0.00	15,000,000	14,734,875	14,876,275	14,867,850
Federal Agencies	313385D29	Federal Home Loan Bank Disco	2/25/2026	8/24/2026	0.00	25,000,000	24,558,125	24,793,792	24,779,750
Federal Agencies	313385D29	Federal Home Loan Bank Disco	2/25/2026	8/24/2026	0.00	25,000,000	24,558,125	24,793,792	24,779,750
Federal Agencies	313385D45	Federal Home Loan Bank Disco	3/2/2026	8/26/2026	0.00	51,000,000	50,112,345	50,568,710	50,540,490
Federal Agencies	3130AP6T7	Federal Home Loan Bank	10/1/2021	9/3/2026	1.08	25,000,000	25,000,000	25,000,000	24,818,750
Federal Agencies	3130AP6T7	Federal Home Loan Bank	10/1/2021	9/3/2026	1.08	25,000,000	25,000,000	25,000,000	24,818,750
Federal Agencies	3130AP6T7	Federal Home Loan Bank	10/1/2021	9/3/2026	1.08	25,000,000	25,000,000	25,000,000	24,818,750
Federal Agencies	3130B2PJ8	Federal Home Loan Bank	9/13/2024	9/4/2026	3.63	19,000,000	18,974,730	18,996,670	18,992,210
Federal Agencies	3130B2PJ8	Federal Home Loan Bank	9/13/2024	9/4/2026	3.63	25,000,000	24,966,750	24,995,619	24,989,750
Federal Agencies	3130B2PJ8	Federal Home Loan Bank	9/13/2024	9/4/2026	3.63	25,900,000	25,865,553	25,895,461	25,889,381
Federal Agencies	3130B2PJ8	Federal Home Loan Bank	9/13/2024	9/4/2026	3.63	50,000,000	49,933,500	49,991,238	49,979,500
Federal Agencies	3133EM4X7	Federal Farm Credit Bank	12/12/2023	9/10/2026	0.80	28,975,000	26,174,277	28,692,973	28,729,292
Federal Agencies	3130AXCP1	Federal Home Loan Bank	10/18/2023	9/11/2026	4.88	11,895,000	11,821,965	11,887,965	11,929,733
Federal Agencies	313385G67	Federal Home Loan Bank Disco	3/16/2026	9/21/2026	0.00	15,585,000	15,292,898	15,411,903	15,404,214
Federal Agencies	313385G67	Federal Home Loan Bank Disco	3/17/2026	9/21/2026	0.00	25,000,000	24,535,875	24,723,500	24,710,000
Federal Agencies	313385G67	Federal Home Loan Bank Disco	3/17/2026	9/21/2026	0.00	40,000,000	39,257,400	39,557,600	39,536,000
Federal Agencies	313385G67	Federal Home Loan Bank Disco	3/17/2026	9/21/2026	0.00	50,000,000	49,071,750	49,447,000	49,420,000
Federal Agencies	313385G91	Federal Home Loan Bank Disco	2/24/2026	9/24/2026	0.00	25,000,000	24,483,986	24,720,087	24,702,500
Federal Agencies	313385G91	Federal Home Loan Bank Disco	2/24/2026	9/24/2026	0.00	25,000,000	24,483,986	24,720,087	24,702,500
Federal Agencies	313385G91	Federal Home Loan Bank Disco	2/24/2026	9/24/2026	0.00	25,000,000	24,483,986	24,720,087	24,702,500
Federal Agencies	3130B3A29	Federal Home Loan Bank	10/11/2024	10/9/2026	4.00	15,000,000	14,996,850	14,999,438	15,012,000
Federal Agencies	3130B3A29	Federal Home Loan Bank	10/11/2024	10/9/2026	4.00	25,000,000	24,994,750	24,999,063	25,020,000
Federal Agencies	3130B3A29	Federal Home Loan Bank	10/11/2024	10/9/2026	4.00	25,000,000	24,994,750	24,999,063	25,020,000
Federal Agencies	3130B3A29	Federal Home Loan Bank	10/11/2024	10/9/2026	4.00	50,000,000	49,989,500	49,998,125	50,040,000
Federal Agencies	3130APPR0	Federal Home Loan Bank	11/18/2021	10/19/2026	1.43	25,000,000	25,000,000	25,000,000	24,764,500
Federal Agencies	3130APPR0	Federal Home Loan Bank	11/18/2021	10/19/2026	1.43	25,000,000	25,000,000	25,000,000	24,764,500
Federal Agencies	3130APPR0	Federal Home Loan Bank	11/18/2021	10/19/2026	1.43	25,000,000	25,000,000	25,000,000	24,764,500
Federal Agencies	3130APPR0	Federal Home Loan Bank	11/18/2021	10/19/2026	1.43	25,000,000	25,000,000	25,000,000	24,764,500
Federal Agencies	3133EPZA6	Federal Farm Credit Bank	10/20/2023	10/20/2026	4.88	14,000,000	13,904,940	13,987,771	14,052,080
Federal Agencies	3133EPZA6	Federal Farm Credit Bank	10/20/2023	10/20/2026	4.88	30,000,000	29,834,100	29,978,657	30,111,600
Federal Agencies	3133ETJS7	Federal Farm Credit Bank	5/29/2025	11/10/2026	4.00	12,600,000	12,581,352	12,594,300	12,601,890
Federal Agencies	3130AQ7L1	Federal Home Loan Bank	12/16/2021	11/16/2026	1.61	25,000,000	25,000,000	25,000,000	24,736,000
Federal Agencies	3130AQ7L1	Federal Home Loan Bank	12/16/2021	11/16/2026	1.61	25,000,000	25,000,000	25,000,000	24,736,000
Federal Agencies	3130AQ7L1	Federal Home Loan Bank	12/16/2021	11/16/2026	1.61	25,000,000	25,000,000	25,000,000	24,736,000
Federal Agencies	3130AQ7L1	Federal Home Loan Bank	12/16/2021	11/16/2026	1.61	25,000,000	25,000,000	25,000,000	24,736,000
Federal Agencies	3130AXU63	Federal Home Loan Bank	11/17/2023	11/17/2026	4.63	50,000,000	49,911,500	49,986,354	50,203,000
Federal Agencies	3130AQJ95	Federal Home Loan Bank	1/14/2022	12/14/2026	1.65	25,000,000	25,000,000	25,000,000	24,698,500
Federal Agencies	3130AQJ95	Federal Home Loan Bank	1/14/2022	12/14/2026	1.65	25,000,000	25,000,000	25,000,000	24,698,500
Federal Agencies	3130AQJ95	Federal Home Loan Bank	1/14/2022	12/14/2026	1.65	25,000,000	25,000,000	25,000,000	24,698,500
Federal Agencies	3130AQJ95	Federal Home Loan Bank	1/14/2022	12/14/2026	1.65	25,000,000	25,000,000	25,000,000	24,698,500
Federal Agencies	3133ET5B9	Federal Farm Credit Bank	12/22/2025	12/22/2026	3.50	15,000,000	14,993,850	14,996,563	14,970,750
Federal Agencies	3133ET5B9	Federal Farm Credit Bank	12/22/2025	12/22/2026	3.50	37,000,000	36,984,830	36,991,521	36,927,850
Federal Agencies	3133ET5B9	Federal Farm Credit Bank	12/22/2025	12/22/2026	3.50	45,000,000	44,981,550	44,989,688	44,912,250

Investment Inventory

Pooled Fund

Type of Investment	CUSIP	Issuer Name	Settle Date	Maturity Date	Coupon	Par Value	Original Cost	Amortized Book	Market Value
Federal Agencies	3133ERWR8	Federal Farm Credit Bank	10/8/2024	1/7/2027	3.50	12,500,000	12,373,750	12,466,169	12,468,250
Federal Agencies	3130AYPN0	Federal Home Loan Bank	1/29/2024	1/15/2027	4.13	12,000,000	11,973,000	11,994,311	12,023,280
Federal Agencies	3130AYPN0	Federal Home Loan Bank	12/9/2025	1/15/2027	4.13	20,000,000	20,101,800	20,057,737	20,038,800
Federal Agencies	3130AYPN0	Federal Home Loan Bank	1/29/2024	1/15/2027	4.13	25,000,000	24,943,750	24,988,147	25,048,500
Federal Agencies	3130AYPN0	Federal Home Loan Bank	1/29/2024	1/15/2027	4.13	29,350,000	29,283,963	29,336,085	29,406,939
Federal Agencies	3130AYPN0	Federal Home Loan Bank	1/29/2024	1/15/2027	4.13	50,000,000	49,887,500	49,976,294	50,097,000
Federal Agencies	3133EPX91	Federal Farm Credit Bank	1/25/2024	1/25/2027	4.13	5,000,000	4,992,850	4,998,447	5,008,500
Federal Agencies	3133EPX91	Federal Farm Credit Bank	1/25/2024	1/25/2027	4.13	10,000,000	9,986,600	9,997,090	10,017,000
Federal Agencies	3133EPX91	Federal Farm Credit Bank	1/25/2024	1/25/2027	4.13	25,000,000	24,968,500	24,993,160	25,042,500
Federal Agencies	3133EPX91	Federal Farm Credit Bank	1/25/2024	1/25/2027	4.13	35,000,000	34,955,900	34,990,424	35,059,500
Federal Agencies	3133EPX91	Federal Farm Credit Bank	1/25/2024	1/25/2027	4.13	50,000,000	49,933,000	49,985,451	50,085,000
Federal Agencies	3133ER4A6	Federal Farm Credit Bank	2/18/2025	2/18/2027	4.25	2,000,000	1,997,860	1,999,232	2,007,080
Federal Agencies	3133ER4A6	Federal Farm Credit Bank	2/18/2025	2/18/2027	4.25	25,000,000	24,974,250	24,990,758	25,088,500
Federal Agencies	3133ER4A6	Federal Farm Credit Bank	2/18/2025	2/18/2027	4.25	30,000,000	29,967,600	29,988,372	30,106,200
Federal Agencies	3133ERD24	Federal Farm Credit Bank	11/18/2024	2/18/2027	4.25	30,000,000	29,983,500	29,994,741	30,067,800
Federal Agencies	3133ETUE5	Federal Farm Credit Bank	8/22/2025	2/22/2027	3.75	15,000,000	14,980,050	14,990,334	14,986,950
Federal Agencies	3133ETUE5	Federal Farm Credit Bank	8/22/2025	2/22/2027	3.75	25,000,000	24,967,500	24,984,253	24,978,250
Federal Agencies	3133ETUE5	Federal Farm Credit Bank	8/22/2025	2/22/2027	3.75	35,000,000	34,950,650	34,976,089	34,969,550
Federal Agencies	3133ETUE5	Federal Farm Credit Bank	8/22/2025	2/22/2027	3.75	40,000,000	39,946,800	39,974,224	39,965,200
Federal Agencies	3133ETJF5	Federal Farm Credit Bank	5/23/2025	2/23/2027	4.00	10,000,000	9,993,800	9,997,417	9,998,900
Federal Agencies	3133ETJF5	Federal Farm Credit Bank	5/23/2025	2/23/2027	4.00	45,000,000	44,972,100	44,988,379	44,995,050
Federal Agencies	3130ARB59	Federal Home Loan Bank	3/22/2022	3/8/2027	2.35	25,000,000	25,000,000	25,000,000	24,709,000
Federal Agencies	3130ARB59	Federal Home Loan Bank	3/22/2022	3/8/2027	2.35	25,000,000	25,000,000	25,000,000	24,709,000
Federal Agencies	3130ARB59	Federal Home Loan Bank	3/22/2022	3/8/2027	2.35	25,000,000	25,000,000	25,000,000	24,709,000
Federal Agencies	3130ARB59	Federal Home Loan Bank	3/22/2022	3/8/2027	2.35	25,000,000	25,000,000	25,000,000	24,709,000
Federal Agencies	3133ENRD4	Federal Farm Credit Bank	3/16/2022	3/10/2027	1.68	48,573,000	47,432,020	48,396,211	47,784,174
Federal Agencies	3133EP6K6	Federal Farm Credit Bank	4/2/2024	3/26/2027	4.50	50,000,000	49,910,000	49,975,349	50,226,500
Federal Agencies	3133ENTS9	Federal Farm Credit Bank	4/6/2022	4/5/2027	2.60	22,500,000	22,392,338	22,481,830	22,263,300
Federal Agencies	3133ENTS9	Federal Farm Credit Bank	4/6/2022	4/5/2027	2.60	24,500,000	24,377,010	24,479,243	24,242,260
Federal Agencies	3133ENTS9	Federal Farm Credit Bank	4/6/2022	4/5/2027	2.60	25,000,000	24,804,000	24,966,922	24,737,000
Federal Agencies	3130B0TY5	Federal Home Loan Bank	4/11/2024	4/9/2027	4.75	17,000,000	16,955,120	16,987,189	17,113,220
Federal Agencies	3130B0TY5	Federal Home Loan Bank	4/11/2024	4/9/2027	4.75	20,000,000	19,947,200	19,984,928	20,133,200
Federal Agencies	3130B0TY5	Federal Home Loan Bank	4/11/2024	4/9/2027	4.75	40,000,000	39,894,400	39,969,856	40,266,400
Federal Agencies	3130B0TY5	Federal Home Loan Bank	4/11/2024	4/9/2027	4.75	48,000,000	47,873,280	47,963,827	48,319,680
Federal Agencies	3133ERDS7	Federal Farm Credit Bank	5/13/2024	5/6/2027	4.75	12,727,000	12,740,236	12,731,124	12,823,471
Federal Agencies	3133EN2L3	Federal Farm Credit Bank	11/17/2022	5/17/2027	4.13	4,650,000	4,646,792	4,649,316	4,661,067
Federal Agencies	3133EN2L3	Federal Farm Credit Bank	11/17/2022	5/17/2027	4.13	5,000,000	4,996,550	4,999,265	5,011,900
Federal Agencies	3133EN2L3	Federal Farm Credit Bank	11/17/2022	5/17/2027	4.13	21,000,000	20,987,001	20,997,229	21,049,980
Federal Agencies	3133EN2L3	Federal Farm Credit Bank	11/17/2022	5/17/2027	4.13	25,000,000	24,982,750	24,996,323	25,059,500
Federal Agencies	3133EPP66	Federal Farm Credit Bank	12/20/2023	5/20/2027	4.00	31,000,000	30,905,760	30,973,323	31,037,510
Federal Agencies	3133EPP66	Federal Farm Credit Bank	12/20/2023	5/20/2027	4.00	58,850,000	58,662,269	58,796,857	58,921,209
Federal Agencies	3130B6R24	Federal Home Loan Bank	6/13/2025	6/4/2027	3.88	10,000,000	9,986,700	9,993,212	9,990,400
Federal Agencies	3130B6R24	Federal Home Loan Bank	6/13/2025	6/4/2027	3.88	13,000,000	12,982,710	12,991,175	12,987,520
Federal Agencies	3130B6R24	Federal Home Loan Bank	6/13/2025	6/4/2027	3.88	16,500,000	16,478,055	16,488,799	16,484,160
Federal Agencies	3130B6R24	Federal Home Loan Bank	6/13/2025	6/4/2027	3.88	20,000,000	19,973,400	19,986,423	19,980,800
Federal Agencies	3130B6R24	Federal Home Loan Bank	6/13/2025	6/4/2027	3.88	36,000,000	35,952,120	35,975,562	35,965,440
Federal Agencies	3130ASGU7	Federal Home Loan Bank	7/19/2022	6/11/2027	3.50	10,000,000	10,141,500	10,029,677	9,959,800

Investment Inventory

Pooled Fund

Type of Investment	CUSIP	Issuer Name	Settle Date	Maturity Date	Coupon	Par Value	Original Cost	Amortized Book	Market Value
Federal Agencies	3130ASGU7	Federal Home Loan Bank	7/19/2022	6/11/2027	3.50	12,375,000	12,552,829	12,412,296	12,325,253
Federal Agencies	3130ASGU7	Federal Home Loan Bank	7/20/2022	6/11/2027	3.50	21,725,000	22,016,550	21,786,181	21,637,666
Federal Agencies	3130AX4E5	Federal Home Loan Bank	5/13/2024	6/11/2027	4.50	11,000,000	10,937,190	10,979,045	11,061,490
Federal Agencies	3130B1EF0	Federal Home Loan Bank	7/10/2024	6/11/2027	4.63	20,700,000	20,795,634	20,733,642	20,841,671
Federal Agencies	3133EPMV4	Federal Farm Credit Bank	6/15/2023	6/15/2027	4.13	28,940,000	28,911,928	28,932,718	28,994,986
Federal Agencies	3133ENZK9	Federal Farm Credit Bank	7/7/2022	6/28/2027	3.24	27,865,000	28,099,066	27,915,497	27,653,783
Federal Agencies	3133ERJZ5	Federal Farm Credit Bank	6/28/2024	6/28/2027	4.50	30,000,000	29,985,840	29,994,931	30,188,100
Federal Agencies	3133ERV9R	Federal Farm Credit Bank	9/30/2024	7/1/2027	3.50	55,000,000	54,925,200	54,970,572	54,765,150
Federal Agencies	3133ERKM2	Federal Farm Credit Bank	7/9/2024	7/8/2027	4.50	25,000,000	25,033,250	25,012,218	25,109,750
Federal Agencies	3133ERKM2	Federal Farm Credit Bank	7/10/2024	7/8/2027	4.50	25,000,000	25,025,500	25,009,379	25,109,750
Federal Agencies	3133ERMB4	Federal Farm Credit Bank	7/23/2024	7/23/2027	4.25	10,000,000	9,996,500	9,998,667	10,034,800
Federal Agencies	3133ERMB4	Federal Farm Credit Bank	7/23/2024	7/23/2027	4.25	15,000,000	14,994,750	14,998,001	15,052,200
Federal Agencies	3133ETSX6	Federal Farm Credit Bank	8/11/2025	8/11/2027	3.63	5,000,000	4,989,950	4,993,998	4,981,950
Federal Agencies	3133ETSX6	Federal Farm Credit Bank	8/11/2025	8/11/2027	3.63	5,000,000	4,989,750	4,993,878	4,981,950
Federal Agencies	3133ETSX6	Federal Farm Credit Bank	8/11/2025	8/11/2027	3.63	7,000,000	6,985,930	6,991,597	6,974,730
Federal Agencies	3133EPBM6	Federal Farm Credit Bank	2/23/2023	8/23/2027	4.13	10,000,000	9,974,000	9,992,906	10,023,500
Federal Agencies	3130B82L5	Federal Home Loan Bank	10/9/2025	10/4/2027	3.50	20,000,000	19,959,400	19,972,560	19,881,000
Federal Agencies	3130B82L5	Federal Home Loan Bank	10/9/2025	10/4/2027	3.50	25,000,000	24,949,250	24,965,700	24,851,250
Federal Agencies	3130B82L5	Federal Home Loan Bank	10/9/2025	10/4/2027	3.50	41,000,000	40,916,770	40,943,748	40,756,050
Federal Agencies	3130B82L5	Federal Home Loan Bank	10/9/2025	10/4/2027	3.50	50,000,000	49,898,500	49,931,400	49,702,500
Federal Agencies	3133ET6R3	Federal Farm Credit Bank	1/8/2026	10/8/2027	3.38	15,000,000	14,977,650	14,982,695	14,867,400
Federal Agencies	3133ERXJ5	Federal Farm Credit Bank	10/15/2024	10/15/2027	3.88	5,000,000	4,997,250	4,998,742	4,993,250
Federal Agencies	3133ERXJ5	Federal Farm Credit Bank	10/15/2024	10/15/2027	3.88	8,000,000	7,996,160	7,998,243	7,989,200
Federal Agencies	3133ETM95	Federal Farm Credit Bank	10/27/2025	10/27/2027	3.38	9,320,000	9,298,844	9,305,133	9,240,594
Federal Agencies	3133ETM95	Federal Farm Credit Bank	10/27/2025	10/27/2027	3.38	60,000,000	59,863,800	59,904,287	59,488,800
Federal Agencies	3133ER2Z3	Federal Farm Credit Bank	2/4/2025	11/3/2027	4.25	5,000,000	4,999,350	4,999,663	5,017,950
Federal Agencies	3133ER2Z3	Federal Farm Credit Bank	2/4/2025	11/3/2027	4.25	41,880,000	41,877,738	41,878,826	42,030,349
Federal Agencies	3133EPC60	Federal Farm Credit Bank	11/15/2023	11/15/2027	4.63	27,950,000	27,834,008	27,907,763	28,164,656
Federal Agencies	3133EPC60	Federal Farm Credit Bank	11/15/2023	11/15/2027	4.63	33,300,000	33,161,472	33,249,557	33,555,744
Federal Agencies	3133ERJ51	Federal Farm Credit Bank	12/17/2024	12/10/2027	4.13	21,000,000	20,936,790	20,967,640	21,031,080
Federal Agencies	3133ERJ51	Federal Farm Credit Bank	12/17/2024	12/10/2027	4.13	25,505,000	25,428,485	25,465,828	25,542,747
Federal Agencies	3133ERJ51	Federal Farm Credit Bank	12/17/2024	12/10/2027	4.13	33,000,000	32,893,080	32,945,262	33,048,840
Federal Agencies	3133ERJ51	Federal Farm Credit Bank	12/17/2024	12/10/2027	4.13	38,343,000	38,227,588	38,283,915	38,399,748
Federal Agencies	3133EN5N6	Federal Farm Credit Bank	12/17/2025	1/6/2028	4.00	50,000,000	50,486,000	50,378,432	49,996,400
Federal Agencies	3133ET6K8	Federal Farm Credit Bank	1/14/2026	1/7/2028	3.38	23,480,000	23,403,690	23,418,255	23,226,651
Federal Agencies	3133ET6K8	Federal Farm Credit Bank	1/7/2026	1/7/2028	3.38	30,000,000	29,941,500	29,953,120	29,676,300
Federal Agencies	3133ET6K8	Federal Farm Credit Bank	1/7/2026	1/7/2028	3.38	46,000,000	45,910,300	45,928,117	45,503,660
Federal Agencies	3133ERT84	Federal Farm Credit Bank	1/14/2025	1/14/2028	4.25	29,750,000	29,575,963	29,655,908	29,813,070
Federal Agencies	3133ET2W6	Federal Farm Credit Bank	12/8/2025	1/20/2028	3.50	5,000,000	4,991,800	4,993,656	4,955,350
Federal Agencies	3133EWAU4	Federal Farm Credit Bank	1/21/2026	1/21/2028	3.50	35,000,000	34,926,150	34,939,403	34,709,150
Federal Agencies	3133EWAU4	Federal Farm Credit Bank	1/21/2026	1/21/2028	3.50	35,000,000	34,926,150	34,939,403	34,709,150
Federal Agencies	3133ERZ46	Federal Farm Credit Bank	1/31/2025	1/28/2028	4.25	47,000,000	46,976,030	46,986,698	47,135,830
Federal Agencies	3133ERZ46	Federal Farm Credit Bank	1/31/2025	1/28/2028	4.25	50,000,000	49,974,500	49,985,849	50,144,500
Federal Agencies	3130B9RC6	Federal Home Loan Bank	3/5/2026	3/3/2028	3.50	13,000,000	12,988,820	12,990,170	12,900,420
Federal Agencies	3130B9RC6	Federal Home Loan Bank	3/5/2026	3/3/2028	3.50	15,000,000	14,987,100	14,988,657	14,885,100
Federal Agencies	3130B9RC6	Federal Home Loan Bank	3/5/2026	3/3/2028	3.50	25,000,000	24,978,500	24,981,095	24,808,500
Federal Agencies	3130B9RC6	Federal Home Loan Bank	3/5/2026	3/3/2028	3.50	30,000,000	29,974,200	29,977,314	29,770,200

Investment Inventory

Pooled Fund

Type of Investment	CUSIP	Issuer Name	Settle Date	Maturity Date	Coupon	Par Value	Original Cost	Amortized Book	Market Value
Federal Agencies	3130B9RC6	Federal Home Loan Bank	3/5/2026	3/3/2028	3.50	50,000,000	49,957,000	49,962,191	49,617,000
Federal Agencies	3133EP5S0	Federal Farm Credit Bank	4/9/2024	3/20/2028	4.25	4,971,000	4,916,667	4,946,190	4,988,100
Federal Agencies	3133EWJZ4	Federal Farm Credit Bank	3/27/2026	3/27/2028	3.88	2,000,000	1,998,040	1,998,217	1,994,100
Federal Agencies	3133EWJZ4	Federal Farm Credit Bank	3/27/2026	3/27/2028	3.88	25,000,000	24,978,500	24,980,441	24,926,250
Federal Agencies	3133EWJZ4	Federal Farm Credit Bank	3/27/2026	3/27/2028	3.88	25,000,000	24,976,500	24,978,622	24,926,250
Federal Agencies	3133EWJZ4	Federal Farm Credit Bank	3/27/2026	3/27/2028	3.88	25,000,000	24,975,500	24,977,712	24,926,250
Federal Agencies	3133ETJZ1	Federal Farm Credit Bank	6/11/2025	6/5/2028	3.88	7,370,000	7,342,584	7,351,513	7,322,390
Federal Agencies	3133ETJZ1	Federal Farm Credit Bank	6/5/2025	6/5/2028	3.88	25,000,000	24,957,250	24,971,331	24,838,500
Federal Agencies	3133ERGL9	Federal Farm Credit Bank	6/26/2024	6/7/2028	4.50	14,934,000	14,962,076	14,948,349	15,051,829
Federal Agencies	3133ERGL9	Federal Farm Credit Bank	6/7/2024	6/7/2028	4.50	15,000,000	14,994,600	14,997,276	15,118,350
Federal Agencies	3133ERGL9	Federal Farm Credit Bank	6/26/2024	6/7/2028	4.50	20,000,000	20,037,600	20,019,217	20,157,800
Federal Agencies	3130AWC24	Federal Home Loan Bank	5/14/2025	6/9/2028	4.00	10,000,000	9,996,600	9,997,761	9,990,730
Federal Agencies	3133ETNU7	Federal Farm Credit Bank	7/7/2025	7/3/2028	3.75	22,500,000	22,424,175	22,447,020	22,375,800
Federal Agencies	3133ETNU7	Federal Farm Credit Bank	7/8/2025	7/3/2028	3.75	25,000,000	24,904,000	24,932,862	24,862,000
Federal Agencies	3133ETNU7	Federal Farm Credit Bank	7/7/2025	7/3/2028	3.75	50,000,000	49,829,500	49,880,869	49,724,000
Federal Agencies	3133EPSK2	Federal Farm Credit Bank	8/7/2023	8/7/2028	4.25	19,500,000	19,412,250	19,461,672	19,573,125
Federal Agencies	3133EPUN3	Federal Farm Credit Bank	8/28/2023	8/28/2028	4.50	10,000,000	9,979,100	9,990,631	10,075,600
Federal Agencies	3133EPUN3	Federal Farm Credit Bank	8/28/2023	8/28/2028	4.50	15,000,000	14,962,800	14,983,324	15,113,400
Federal Agencies	3133EPUN3	Federal Farm Credit Bank	8/28/2023	8/28/2028	4.50	25,000,000	24,943,500	24,974,672	25,189,000
Federal Agencies	3133EPUN3	Federal Farm Credit Bank	8/28/2023	8/28/2028	4.50	33,000,000	32,904,960	32,957,396	33,249,480
Federal Agencies	3133ET4Y0	Federal Farm Credit Bank	12/22/2025	9/22/2028	3.50	10,000,000	9,997,600	9,997,984	9,871,000
Federal Agencies	3133ET4Y0	Federal Farm Credit Bank	12/22/2025	9/22/2028	3.50	20,000,000	19,995,200	19,995,969	19,742,000
Federal Agencies	3133ERHN4	Federal Farm Credit Bank	6/20/2024	10/20/2028	4.25	5,000,000	4,972,100	4,984,631	5,011,000
Federal Agencies	3133ERHN4	Federal Farm Credit Bank	6/20/2024	10/20/2028	4.25	38,000,000	37,785,300	37,881,732	38,083,600
Federal Agencies	3133ETL70	Federal Farm Credit Bank	11/26/2025	10/24/2028	3.38	5,000,000	4,977,650	4,981,582	4,921,350
Federal Agencies	3133ETL70	Federal Farm Credit Bank	11/26/2025	10/24/2028	3.38	25,000,000	24,890,000	24,909,351	24,606,750
Federal Agencies	3133ETL70	Federal Farm Credit Bank	11/26/2025	10/24/2028	3.38	30,000,000	29,865,900	29,889,490	29,528,100
Federal Agencies	3133EWNL0	Federal Farm Credit Bank	5/5/2026	11/3/2028	3.88	5,000,000	4,983,750	4,984,231	4,978,500
Federal Agencies	3133EWNL0	Federal Farm Credit Bank	5/5/2026	11/3/2028	3.88	11,500,000	11,465,385	11,466,409	11,450,550
Federal Agencies	3133EPC45	Federal Farm Credit Bank	11/13/2023	11/13/2028	4.63	12,000,000	11,984,040	11,992,173	12,129,360
Federal Agencies	3133EPC45	Federal Farm Credit Bank	11/13/2023	11/13/2028	4.63	20,000,000	19,971,600	19,986,072	20,215,600
Federal Agencies	3133EPC45	Federal Farm Credit Bank	11/13/2023	11/13/2028	4.63	55,000,000	54,922,285	54,961,887	55,592,900
Federal Agencies	3130B3GD9	Federal Home Loan Bank	10/28/2024	11/27/2028	4.00	47,025,000	46,940,355	46,973,339	46,848,656
Federal Agencies	3133ET2S5	Federal Farm Credit Bank	12/9/2025	11/28/2028	3.38	35,000,000	34,735,750	34,778,127	34,401,325
Federal Agencies	3133EJ5J4	Federal Farm Credit Bank	1/8/2026	1/16/2029	3.19	10,000,000	9,891,400	9,905,565	9,774,000
Federal Agencies	3130AVBD3	Federal Home Loan Bank	4/9/2024	3/9/2029	4.50	25,000,000	25,018,750	25,010,571	25,218,000
Federal Agencies	3133EP5U5	Federal Farm Credit Bank	4/8/2024	3/20/2029	4.13	51,660,000	51,008,309	51,291,057	51,659,483
Federal Agencies	3133EWKC3	Federal Farm Credit Bank	3/27/2026	3/27/2029	3.88	21,700,000	21,649,005	21,652,076	21,602,784
Federal Agencies	3133EWKC3	Federal Farm Credit Bank	3/27/2026	3/27/2029	3.88	25,000,000	24,947,250	24,950,427	24,888,000
Federal Agencies	3133EWKC3	Federal Farm Credit Bank	3/27/2026	3/27/2029	3.88	50,000,000	49,882,500	49,889,576	49,776,000
Federal Agencies	3133ERDH1	Federal Farm Credit Bank	5/8/2024	4/30/2029	4.75	27,892,000	28,191,755	28,067,434	28,396,845
Federal Agencies	3133ERDH1	Federal Farm Credit Bank	5/8/2024	4/30/2029	4.75	30,000,000	30,317,400	30,185,761	30,543,000
Federal Agencies	3133ERDH1	Federal Farm Credit Bank	5/8/2024	4/30/2029	4.75	63,085,000	63,763,795	63,482,270	64,226,839
Federal Agencies	3133EWNE6	Federal Farm Credit Bank	5/1/2026	5/1/2029	3.75	25,000,000	24,934,000	24,935,867	24,751,500
Federal Agencies	3133EWNE6	Federal Farm Credit Bank	5/5/2026	5/1/2029	3.75	33,950,000	33,710,992	33,716,902	33,612,537
Federal Agencies	3130B1BC0	Federal Home Loan Bank	7/31/2025	6/8/2029	4.63	9,705,000	9,943,355	9,891,723	9,834,465
Federal Agencies	3133ERGS4	Federal Farm Credit Bank	6/26/2024	6/11/2029	4.25	10,000,000	9,967,600	9,980,213	10,038,740

Investment Inventory

Pooled Fund

Type of Investment	CUSIP	Issuer Name	Settle Date	Maturity Date	Coupon	Par Value	Original Cost	Amortized Book	Market Value
Federal Agencies	3133ERGS4	Federal Farm Credit Bank	6/26/2024	6/11/2029	4.25	10,000,000	9,967,600	9,980,213	10,038,740
Federal Agencies	3133ERGS4	Federal Farm Credit Bank	6/26/2024	6/11/2029	4.25	10,000,000	9,967,600	9,980,213	10,038,740
Federal Agencies	3133ERGS4	Federal Farm Credit Bank	6/26/2024	6/11/2029	4.25	20,000,000	19,935,200	19,960,426	20,077,480
Federal Agencies	3133ERGS4	Federal Farm Credit Bank	6/26/2024	6/11/2029	4.25	29,000,000	28,923,730	28,953,421	29,112,346
Federal Agencies	3136GD3W1	Fannie Mae	4/15/2026	6/15/2029	4.25	25,000,000	25,000,000	25,000,000	24,823,750
Federal Agencies	3136GD3W1	Fannie Mae	4/15/2026	6/15/2029	4.25	25,000,000	25,000,000	25,000,000	24,823,750
Federal Agencies	3136GD3W1	Fannie Mae	4/15/2026	6/15/2029	4.25	25,000,000	25,000,000	25,000,000	24,823,750
Federal Agencies	3136GD3W1	Fannie Mae	4/15/2026	6/15/2029	4.25	25,000,000	25,000,000	25,000,000	24,823,750
Federal Agencies	3136GD3W1	Fannie Mae	4/15/2026	6/15/2029	4.25	50,000,000	50,000,000	50,000,000	49,647,500
Federal Agencies	3136GD5K5	Fannie Mae	4/24/2026	6/15/2029	4.13	25,000,000	25,000,000	25,000,000	24,875,000
Federal Agencies	3136GD5K5	Fannie Mae	4/24/2026	6/15/2029	4.13	25,000,000	25,000,000	25,000,000	24,875,000
Federal Agencies	3136GD5K5	Fannie Mae	4/24/2026	6/15/2029	4.13	25,000,000	25,000,000	25,000,000	24,875,000
Federal Agencies	3136GD5K5	Fannie Mae	4/24/2026	6/15/2029	4.13	25,000,000	25,000,000	25,000,000	24,875,000
Federal Agencies	3136GD5K5	Fannie Mae	4/24/2026	6/15/2029	4.13	50,000,000	50,000,000	50,000,000	49,750,000
Federal Agencies	3130B2XR1	Federal Home Loan Bank	10/2/2024	7/2/2029	4.01	25,000,000	25,000,000	25,000,000	24,725,250
Federal Agencies	3130B2XR1	Federal Home Loan Bank	10/2/2024	7/2/2029	4.01	25,000,000	25,000,000	25,000,000	24,725,250
Federal Agencies	3130B2XR1	Federal Home Loan Bank	10/2/2024	7/2/2029	4.01	65,000,000	65,000,000	65,000,000	64,285,650
Federal Agencies	3133ERXK8	Federal Farm Credit Bank	7/12/2024	7/12/2029	4.25	20,000,000	19,989,200	19,993,275	20,084,000
Federal Agencies	3130ATHX8	Federal Home Loan Bank	9/27/2024	9/14/2029	4.13	15,000,000	15,392,700	15,260,139	14,995,875
Federal Agencies	3130ATHX8	Federal Home Loan Bank	10/29/2024	9/14/2029	4.13	15,000,000	15,048,300	15,032,571	14,995,875
Federal Agencies	3130ATHX8	Federal Home Loan Bank	10/29/2024	9/14/2029	4.13	15,000,000	15,043,200	15,029,131	14,995,875
Federal Agencies	3130ATHX8	Federal Home Loan Bank	8/11/2025	9/14/2029	4.13	17,000,000	17,204,170	17,164,019	16,995,325
Federal Agencies	3130ATHX8	Federal Home Loan Bank	10/29/2024	9/14/2029	4.13	25,590,000	25,663,699	25,639,698	25,582,963
Federal Agencies	3136GAVY2	Fannie Mae	10/1/2025	10/1/2029	4.08	25,000,000	25,000,000	25,000,000	24,797,750
Federal Agencies	3136GAVY2	Fannie Mae	10/1/2025	10/1/2029	4.08	25,000,000	25,000,000	25,000,000	24,797,750
Federal Agencies	3136GAVY2	Fannie Mae	10/1/2025	10/1/2029	4.08	25,000,000	25,000,000	25,000,000	24,797,750
Federal Agencies	3136GAVY2	Fannie Mae	10/1/2025	10/1/2029	4.08	25,000,000	25,000,000	25,000,000	24,797,750
Federal Agencies	3136GAVY2	Fannie Mae	10/1/2025	10/1/2029	4.08	50,000,000	50,000,000	50,000,000	49,595,500
Federal Agencies	3133ETKN6	Federal Farm Credit Bank	6/9/2025	10/9/2029	4.00	10,000,000	9,987,500	9,990,319	9,949,000
Federal Agencies	3133ETKN6	Federal Farm Credit Bank	6/9/2025	10/9/2029	4.00	15,000,000	14,981,250	14,985,479	14,923,500
Federal Agencies	3136GAWY1	Fannie Mae	10/15/2025	10/15/2029	4.00	25,000,000	25,000,000	25,000,000	24,750,500
Federal Agencies	3136GAWY1	Fannie Mae	10/15/2025	10/15/2029	4.00	25,000,000	25,000,000	25,000,000	24,750,500
Federal Agencies	3136GAWY1	Fannie Mae	10/15/2025	10/15/2029	4.00	25,000,000	25,000,000	25,000,000	24,750,500
Federal Agencies	3136GAWY1	Fannie Mae	10/15/2025	10/15/2029	4.00	25,000,000	25,000,000	25,000,000	24,750,500
Federal Agencies	3136GAWY1	Fannie Mae	10/15/2025	10/15/2029	4.00	50,000,000	50,000,000	50,000,000	49,501,000
Federal Agencies	3136GC2P9	Fannie Mae	11/7/2025	11/7/2029	4.05	25,000,000	24,998,750	24,998,926	24,848,000
Federal Agencies	3136GC2P9	Fannie Mae	11/7/2025	11/7/2029	4.05	25,000,000	24,998,750	24,998,926	24,848,000
Federal Agencies	3136GC2P9	Fannie Mae	11/7/2025	11/7/2029	4.05	25,000,000	24,998,750	24,998,926	24,848,000
Federal Agencies	3136GC2P9	Fannie Mae	11/7/2025	11/7/2029	4.05	25,000,000	24,998,750	24,998,926	24,848,000
Federal Agencies	3136GC2P9	Fannie Mae	11/7/2025	11/7/2029	4.05	50,000,000	49,997,852	49,997,852	49,696,000
Federal Agencies	3133ETJV0	Federal Farm Credit Bank	5/30/2025	11/30/2029	4.00	15,000,000	14,945,400	14,957,581	14,904,750
Federal Agencies	3133ETJV0	Federal Farm Credit Bank	5/30/2025	11/30/2029	4.00	23,000,000	22,922,030	22,939,425	22,853,950
Federal Agencies	3136GD2S1	Fannie Mae	4/7/2026	1/7/2030	4.18	25,000,000	25,000,000	25,000,000	24,797,750
Federal Agencies	3136GD2S1	Fannie Mae	4/7/2026	1/7/2030	4.18	25,000,000	25,000,000	25,000,000	24,797,750
Federal Agencies	3136GD2S1	Fannie Mae	4/7/2026	1/7/2030	4.18	25,000,000	25,000,000	25,000,000	24,797,750
Federal Agencies	3136GD2S1	Fannie Mae	4/7/2026	1/7/2030	4.18	25,000,000	25,000,000	25,000,000	24,797,750
Federal Agencies	3136GD2S1	Fannie Mae	4/7/2026	1/7/2030	4.18	50,000,000	50,000,000	50,000,000	49,595,500

Investment Inventory

Pooled Fund

Type of Investment	CUSIP	Issuer Name	Settle Date	Maturity Date	Coupon	Par Value	Original Cost	Amortized Book	Market Value
Federal Agencies	3136GCFD2	Fannie Mae	1/16/2026	1/16/2030	4.06	25,000,000	25,000,000	25,000,000	24,722,750
Federal Agencies	3136GCFD2	Fannie Mae	1/16/2026	1/16/2030	4.06	25,000,000	25,000,000	25,000,000	24,722,750
Federal Agencies	3136GCFD2	Fannie Mae	1/16/2026	1/16/2030	4.06	25,000,000	25,000,000	25,000,000	24,722,750
Federal Agencies	3136GCFD2	Fannie Mae	1/16/2026	1/16/2030	4.06	25,000,000	25,000,000	25,000,000	24,722,750
Federal Agencies	3136GCFD2	Fannie Mae	1/16/2026	1/16/2030	4.06	50,000,000	50,000,000	50,000,000	49,445,500
Federal Agencies	3133ER4H1	Federal Farm Credit Bank	3/25/2025	1/18/2030	4.50	12,815,000	13,022,219	12,971,238	12,929,182
Federal Agencies	3133ER4H1	Federal Farm Credit Bank	3/25/2025	1/18/2030	4.50	18,000,000	18,289,620	18,218,367	18,160,380
Federal Agencies	3133ETME4	Federal Farm Credit Bank	6/23/2025	1/23/2030	4.00	5,000,000	4,989,550	4,991,690	4,976,200
Federal Agencies	3133ETME4	Federal Farm Credit Bank	6/23/2025	1/23/2030	4.00	14,450,000	14,418,788	14,425,179	14,381,218
Federal Agencies	3133ETME4	Federal Farm Credit Bank	6/23/2025	1/23/2030	4.00	25,000,000	24,946,000	24,957,058	24,881,000
Federal Agencies	3133ER7L9	Federal Farm Credit Bank	4/10/2025	3/18/2030	4.00	8,695,000	8,671,610	8,677,020	8,622,223
Federal Agencies	3133ETBF3	Federal Farm Credit Bank	4/9/2025	4/1/2030	4.00	15,000,000	14,993,700	14,995,149	14,954,550
Federal Agencies	3133ETBF3	Federal Farm Credit Bank	4/9/2025	4/1/2030	4.00	32,260,000	32,243,870	32,247,579	32,162,252
Federal Agencies	3133ETBF3	Federal Farm Credit Bank	4/10/2025	4/1/2030	4.00	43,020,000	42,904,276	42,930,835	42,889,649
Federal Agencies	3133ETBF3	Federal Farm Credit Bank	4/9/2025	4/1/2030	4.00	46,750,000	46,732,703	46,736,680	46,608,348
Federal Agencies	3133ETBF3	Federal Farm Credit Bank	4/15/2025	4/1/2030	4.00	50,000,000	49,527,500	49,634,934	49,848,500
Federal Agencies	3133ETKQ9	Federal Farm Credit Bank	7/9/2025	6/10/2030	4.00	9,750,000	9,746,100	9,746,810	9,695,108
Federal Agencies	3133ETKQ9	Federal Farm Credit Bank	6/10/2025	6/10/2030	4.00	10,000,000	9,974,000	9,979,069	9,943,700
Federal Agencies	3133ETKQ9	Federal Farm Credit Bank	7/9/2025	6/10/2030	4.00	15,000,000	14,998,650	14,998,896	14,915,550
Federal Agencies	3133ETKQ9	Federal Farm Credit Bank	6/10/2025	6/10/2030	4.00	20,000,000	19,945,000	19,955,723	19,887,400
Federal Agencies	3133ETKQ9	Federal Farm Credit Bank	6/23/2025	6/10/2030	4.00	25,000,000	24,965,000	24,971,622	24,859,250
Federal Agencies	3130AWGS3	Federal Home Loan Bank	7/9/2025	6/14/2030	4.13	12,515,000	12,579,452	12,567,750	12,493,274
Federal Agencies	3130AWGS3	Federal Home Loan Bank	6/23/2025	6/14/2030	4.13	16,000,000	16,063,200	16,051,270	15,972,224
Federal Agencies	3130AWMP2	Federal Home Loan Bank	11/20/2025	6/14/2030	4.38	31,000,000	31,899,000	31,794,917	31,231,694
Federal Agencies	3133ETLM7	Federal Farm Credit Bank	7/8/2025	6/17/2030	4.00	10,070,000	10,077,855	10,076,427	10,005,995
Federal Agencies	3133ETLM7	Federal Farm Credit Bank	7/8/2025	6/17/2030	4.00	15,000,000	15,012,900	15,010,556	14,904,660
Federal Agencies	3133ETLM7	Federal Farm Credit Bank	7/9/2025	6/17/2030	4.00	16,944,000	16,937,222	16,938,451	16,836,304
Federal Agencies	3133ETLM7	Federal Farm Credit Bank	7/8/2025	6/17/2030	4.00	41,000,000	41,035,260	41,028,853	40,739,404
Federal Agencies	3134HCKN8	Freddie Mac	12/24/2025	6/24/2030	4.04	25,000,000	25,000,000	25,000,000	24,702,750
Federal Agencies	3134HCKN8	Freddie Mac	12/24/2025	6/24/2030	4.04	25,000,000	25,000,000	25,000,000	24,702,750
Federal Agencies	3134HCKN8	Freddie Mac	12/24/2025	6/24/2030	4.04	25,000,000	25,000,000	25,000,000	24,702,750
Federal Agencies	3134HCKN8	Freddie Mac	12/24/2025	6/24/2030	4.04	25,000,000	25,000,000	25,000,000	24,702,750
Federal Agencies	3134HCKN8	Freddie Mac	12/24/2025	6/24/2030	4.04	50,000,000	50,000,000	50,000,000	49,405,500
Federal Agencies	3136GCEC5	Fannie Mae	1/12/2026	7/1/2030	4.11	25,000,000	25,000,000	25,000,000	24,811,250
Federal Agencies	3136GCEC5	Fannie Mae	1/12/2026	7/1/2030	4.11	25,000,000	25,000,000	25,000,000	24,811,250
Federal Agencies	3136GCEC5	Fannie Mae	1/12/2026	7/1/2030	4.11	25,000,000	25,000,000	25,000,000	24,811,250
Federal Agencies	3136GCEC5	Fannie Mae	1/12/2026	7/1/2030	4.11	50,000,000	50,000,000	50,000,000	49,622,500
Federal Agencies	3136GD4S9	Fannie Mae	4/20/2026	7/1/2030	4.18	25,000,000	25,000,000	25,000,000	24,738,000
Federal Agencies	3136GD4S9	Fannie Mae	4/20/2026	7/1/2030	4.18	25,000,000	25,000,000	25,000,000	24,738,000
Federal Agencies	3136GD4S9	Fannie Mae	4/20/2026	7/1/2030	4.18	25,000,000	25,000,000	25,000,000	24,738,000
Federal Agencies	3136GD4S9	Fannie Mae	4/20/2026	7/1/2030	4.18	25,000,000	25,000,000	25,000,000	24,738,000
Federal Agencies	3136GD4S9	Fannie Mae	4/20/2026	7/1/2030	4.18	50,000,000	50,000,000	50,000,000	49,476,000
Federal Agencies	3133ETPF8	Federal Farm Credit Bank	7/14/2025	7/8/2030	3.75	20,000,000	19,776,200	19,815,795	19,742,200
Federal Agencies	3133EWGC8	Federal Farm Credit Bank	3/6/2026	9/6/2030	3.50	36,750,000	36,529,500	36,541,162	35,824,635
Federal Agencies	3136GATQ2	Fannie Mae	9/30/2025	9/30/2030	4.03	25,000,000	25,000,000	25,000,000	24,760,250
Federal Agencies	3136GATQ2	Fannie Mae	9/30/2025	9/30/2030	4.03	25,000,000	25,000,000	25,000,000	24,760,250
Federal Agencies	3136GATQ2	Fannie Mae	9/30/2025	9/30/2030	4.03	25,000,000	25,000,000	25,000,000	24,760,250
Federal Agencies	3136GATQ2	Fannie Mae	9/30/2025	9/30/2030	4.03	25,000,000	25,000,000	25,000,000	24,760,250
Federal Agencies	3136GATQ2	Fannie Mae	9/30/2025	9/30/2030	4.03	50,000,000	50,000,000	50,000,000	49,520,500

Investment Inventory

Pooled Fund

Type of Investment	CUSIP	Issuer Name	Settle Date	Maturity Date	Coupon	Par Value	Original Cost	Amortized Book	Market Value
Federal Agencies	3134HCFX2	Freddie Mac	12/23/2025	12/23/2030	4.18	23,000,000	23,000,000	23,000,000	22,753,440
Federal Agencies	3134HCFX2	Freddie Mac	12/23/2025	12/23/2030	4.18	25,000,000	25,000,000	25,000,000	24,732,000
Federal Agencies	3134HCFX2	Freddie Mac	12/23/2025	12/23/2030	4.18	25,000,000	25,000,000	25,000,000	24,732,000
Federal Agencies	3134HCFX2	Freddie Mac	12/23/2025	12/23/2030	4.18	25,000,000	25,000,000	25,000,000	24,732,000
Federal Agencies	3134HCFX2	Freddie Mac	12/23/2025	12/23/2030	4.18	50,000,000	50,000,000	50,000,000	49,464,000
Federal Agencies	3136GCZU2	Fannie Mae	4/6/2026	3/17/2031	4.20	25,000,000	25,000,000	25,000,000	24,755,000
Federal Agencies	3136GCZU2	Fannie Mae	4/6/2026	3/17/2031	4.20	25,000,000	25,000,000	25,000,000	24,755,000
Federal Agencies	3136GCZU2	Fannie Mae	4/6/2026	3/17/2031	4.20	25,000,000	25,000,000	25,000,000	24,755,000
Federal Agencies	3136GCZU2	Fannie Mae	4/6/2026	3/17/2031	4.20	25,000,000	25,000,000	25,000,000	24,755,000
Federal Agencies	3136GCZU2	Fannie Mae	4/6/2026	3/17/2031	4.20	50,000,000	50,000,000	50,000,000	49,510,000
Subtotals					3.54	8,602,384,000	8,583,612,685	8,595,365,358	8,567,890,140
Negotiable CDs	06367DRZ0	Bank of Montreal/CHI	8/5/2025	6/1/2026	4.17	100,000,000	100,000,000	100,000,000	100,004,000
Negotiable CDs	06367DSQ9	Bank of Montreal/CHI	9/9/2025	6/9/2026	4.00	46,000,000	46,000,000	46,000,000	46,005,060
Negotiable CDs	06367DS97	Bank of Montreal/CHI	8/18/2025	6/15/2026	4.20	100,000,000	100,000,000	100,000,000	100,019,000
Negotiable CDs	06367DSR7	Bank of Montreal/CHI	9/9/2025	6/15/2026	4.00	54,000,000	54,000,000	54,000,000	54,008,100
Negotiable CDs	89115DNV4	Toronto Dominion Bank/NY	1/5/2026	6/15/2026	3.78	100,000,000	100,000,000	100,000,000	100,001,000
Negotiable CDs	96130AC22	Westpac Banking Corp/NY	6/20/2025	6/15/2026	4.32	100,000,000	100,000,000	100,000,000	100,023,000
Negotiable CDs	06367DSV8	Bank of Montreal/CHI	9/24/2025	6/17/2026	3.98	55,000,000	55,000,000	55,000,000	55,005,500
Negotiable CDs	89115DK96	Toronto Dominion Bank/NY	12/11/2025	6/23/2026	3.85	50,000,000	50,000,000	50,000,000	50,003,500
Negotiable CDs	06418NHV7	Bank of Nova Scotia/HOU	7/24/2025	7/1/2026	4.27	100,000,000	100,000,000	100,000,000	100,043,000
Negotiable CDs	78015JL88	Royal Bank of Canada/NY	8/14/2025	7/1/2026	4.06	100,000,000	100,000,000	100,000,000	100,022,000
Negotiable CDs	89115DKD7	Toronto Dominion Bank/NY	12/11/2025	7/1/2026	3.85	50,000,000	50,000,000	50,000,000	50,004,500
Negotiable CDs	89115MA63	Toronto Dominion Bank/NY	3/25/2026	9/23/2026	4.05	25,000,000	25,000,000	25,000,000	25,012,500
Negotiable CDs	89115MAA4	Toronto Dominion Bank/NY	3/25/2026	9/24/2026	4.05	50,000,000	50,000,000	50,000,000	50,025,000
Negotiable CDs	89115MAE6	Toronto Dominion Bank/NY	3/25/2026	10/5/2026	4.06	25,000,000	25,000,000	25,000,000	25,013,250
Negotiable CDs	13606DUD2	Canadian Imperial Bank/NY	3/25/2026	10/23/2026	4.05	100,000,000	100,000,000	100,000,000	100,059,000
Negotiable CDs	78015J4M6	Royal Bank of Canada/NY	3/25/2026	10/23/2026	4.00	100,000,000	100,000,000	100,000,000	100,047,000
Negotiable CDs	89115MAJ5	Toronto Dominion Bank/NY	3/26/2026	10/23/2026	4.07	100,000,000	100,000,000	100,000,000	100,055,000
Negotiable CDs	06367DUX1	Bank of Montreal/CHI	4/1/2026	11/2/2026	4.00	100,000,000	100,000,000	100,000,000	100,035,000
Negotiable CDs	89115M4K9	Toronto Dominion Bank/NY	4/2/2026	11/3/2026	4.01	50,000,000	50,000,000	50,000,000	50,014,500
Negotiable CDs	06367DUZ6	Bank of Montreal/CHI	4/2/2026	11/4/2026	4.01	60,000,000	60,000,000	60,000,000	60,023,400
Negotiable CDs	13606DUU4	Canadian Imperial Bank/NY	4/9/2026	12/3/2026	4.00	60,000,000	60,000,000	60,000,000	60,012,600
Negotiable CDs	13606DUV2	Canadian Imperial Bank/NY	4/9/2026	12/14/2026	4.00	25,000,000	25,000,000	25,000,000	25,004,250
Negotiable CDs	78015J6H5	Royal Bank of Canada/NY	4/15/2026	12/15/2026	3.95	100,000,000	100,000,000	100,000,000	100,001,000
Negotiable CDs	06418NQH8	Bank of Nova Scotia/HOU	4/23/2026	12/16/2026	3.91	70,000,000	70,000,000	70,000,000	69,975,500
Negotiable CDs	06418NQJ4	Bank of Nova Scotia/HOU	4/23/2026	12/28/2026	3.91	30,000,000	30,000,000	30,000,000	29,986,800
Negotiable CDs	78015J6R3	Royal Bank of Canada/NY	4/23/2026	12/28/2026	3.92	100,000,000	100,000,000	100,000,000	99,982,000
Negotiable CDs	78015J6V4	Royal Bank of Canada/NY	4/23/2026	12/30/2026	3.91	70,000,000	70,000,000	70,000,000	69,982,500
Negotiable CDs	13606DUN0	Canadian Imperial Bank/NY	4/6/2026	1/11/2027	4.04	70,000,000	70,000,000	70,000,000	70,018,900
Negotiable CDs	13606DUP5	Canadian Imperial Bank/NY	4/6/2026	1/13/2027	4.04	55,000,000	55,000,000	55,000,000	55,014,300
Negotiable CDs	89115M5L6	Toronto Dominion Bank/NY	5/5/2026	2/5/2027	3.98	50,000,000	50,000,000	50,000,000	49,976,500
Negotiable CDs	13606DVN9	Canadian Imperial Bank/NY	5/5/2026	2/8/2027	3.98	100,000,000	100,000,000	100,000,000	100,034,000
Subtotals					4.03	2,195,000,000	2,195,000,000	2,195,000,000	2,195,411,660
Commercial Paper	62479MF16	MUFG Bank Ltd/NY	12/11/2025	6/1/2026	0.00	30,000,000	29,451,033	30,000,000	29,987,820
Commercial Paper	89233HF33	Toyota Motor Credit	9/9/2025	6/3/2026	0.00	60,000,000	58,264,500	59,987,000	59,963,340
Commercial Paper	62479MFF5	MUFG Bank Ltd/NY	1/6/2026	6/15/2026	0.00	65,000,000	63,922,444	64,905,714	64,881,440

Investment Inventory

Pooled Fund

Type of Investment	CUSIP	Issuer Name	Settle Date	Maturity Date	Coupon	Par Value	Original Cost	Amortized Book	Market Value
Commercial Paper	62479MFJ7	MUFG Bank Ltd/NY	12/11/2025	6/18/2026	0.00	15,000,000	14,699,175	14,972,942	14,968,095
Commercial Paper	02314QFN4	Amazon	5/21/2026	6/22/2026	0.00	34,730,000	34,617,938	34,656,459	34,642,029
Commercial Paper	62479MFP3	MUFG Bank Ltd/NY	12/11/2025	6/23/2026	0.00	50,000,000	48,970,722	49,883,278	49,868,500
Commercial Paper	62479MFV0	MUFG Bank Ltd/NY	12/11/2025	6/29/2026	0.00	25,000,000	24,469,444	24,925,722	24,918,900
Commercial Paper	89233HG16	Toyota Motor Credit	10/27/2025	7/1/2026	0.00	70,000,000	68,184,550	69,779,500	69,752,340
Commercial Paper	89233HGE8	Toyota Motor Credit	12/16/2025	7/14/2026	0.00	75,000,000	73,359,375	74,664,063	74,631,000
Commercial Paper	89233HGQ1	Toyota Motor Credit	12/16/2025	7/24/2026	0.00	75,000,000	73,285,833	74,587,042	74,550,525
Commercial Paper	89233HGV0	Toyota Motor Credit	12/16/2025	7/29/2026	0.00	50,000,000	48,834,375	49,699,528	49,673,350
Commercial Paper	62479MJP9	MUFG Bank Ltd/NY	3/25/2026	9/23/2026	0.00	100,000,000	97,987,889	98,739,667	98,754,400
Commercial Paper	62479MK77	MUFG Bank Ltd/NY	6/30/2026	10/7/2026	0.00	51,000,000	49,931,196	50,283,733	50,284,419
Commercial Paper	62479MKF9	MUFG Bank Ltd/NY	3/30/2026	10/15/2026	0.00	11,000,000	10,759,818	10,835,856	10,835,550
Commercial Paper	62479ML27	MUFG Bank Ltd/NY	4/2/2026	11/2/2026	0.00	25,000,000	24,417,444	24,580,778	24,575,325
Commercial Paper	62479ML68	MUFG Bank Ltd/NY	4/2/2026	11/6/2026	0.00	15,000,000	14,643,933	14,741,933	14,738,610
Commercial Paper	62479MLP6	MUFG Bank Ltd/NY	4/7/2026	11/23/2026	0.00	90,000,000	87,746,000	88,285,000	88,262,910
Commercial Paper	62479MNR0	MUFG Bank Ltd/NY	5/26/2026	1/25/2027	0.00	15,000,000	14,602,483	14,612,258	14,603,310
Commercial Paper	89233HNT7	Toyota Motor Credit	5/22/2026	1/27/2027	0.00	100,000,000	97,250,000	97,360,000	97,320,100
Commercial Paper	62479MNU3	MUFG Bank Ltd/NY	5/26/2026	1/28/2027	0.00	25,000,000	24,327,611	24,343,944	24,330,250
Subtotals					0.00	981,730,000	959,725,766	971,844,416	971,542,213
Medium Term Notes	594918CN2	Microsoft	7/9/2024	9/15/2026	3.40	6,452,000	6,270,957	6,427,952	6,439,161
Medium Term Notes	594918CN2	Microsoft	7/9/2024	9/15/2026	3.40	13,009,000	12,645,919	12,960,771	12,983,112
Medium Term Notes	14913UAN0	Caterpillar	9/18/2024	10/16/2026	4.45	18,385,000	18,600,288	18,423,911	18,428,940
Medium Term Notes	89236TMY8	Toyota Motors	1/9/2025	1/8/2027	4.60	40,000,000	39,978,000	39,993,331	40,158,400
Medium Term Notes	037833CJ7	Apple	9/18/2024	2/9/2027	3.35	50,000,000	49,586,000	49,880,158	49,800,000
Medium Term Notes	24422EXV6	John Deere	9/6/2024	7/15/2027	4.20	10,000,000	9,999,450	10,012,300	10,012,300
Medium Term Notes	24422EYD5	John Deere	6/5/2025	6/5/2028	4.25	25,000,000	24,977,750	24,985,079	25,021,000
Subtotals					3.98	162,846,000	162,057,514	162,670,651	162,842,913
Money Market Funds	09248U718	BlackRock Liquidity Funds T-Fund	5/31/2026	6/1/2026	3.52	14,825,100	14,825,100	14,825,100	14,825,100
Money Market Funds	31607A703	Fidelity Govt Portfolio	5/31/2026	6/1/2026	3.56	639,607,353	639,607,353	639,607,353	639,607,353
Money Market Funds	608919718	Federated Hermes Govt Obligations Fund	5/31/2026	6/1/2026	3.55	431,717,528	431,717,528	431,717,528	431,717,528
Money Market Funds	262006208	Dreyfus Government Cash Management	5/31/2026	6/1/2026	3.52	15,423,639	15,423,639	15,423,639	15,423,639
Money Market Funds	85749T517	State Street Institutional U.S. Govt MMF	5/31/2026	6/1/2026	3.54	31,250,201	31,250,201	31,250,201	31,250,201
Money Market Funds	61747C319	Morgan Stanley Institutional Liquidity Fund	5/31/2026	6/1/2026	3.55	293,511,465	293,511,465	293,511,465	293,511,465
Subtotals					3.55	1,426,335,286	1,426,335,286	1,426,335,286	1,426,335,286
Supranational	459058KC6	Int'l Bank for Recon and Dev	9/12/2025	11/16/2026	2.25	55,000,000	54,035,300	54,623,094	54,509,400
Supranational	459058KJ1	Int'l Bank for Recon and Dev	7/17/2024	6/15/2027	3.13	12,323,000	11,934,333	12,184,425	12,215,297
Supranational	4581X0EN4	Inter-American Development Bank	4/9/2024	2/15/2029	4.13	25,000,000	24,630,000	24,793,401	25,019,750
Supranational	4581X0EN4	Inter-American Development Bank	7/17/2024	2/15/2029	4.13	50,000,000	49,827,000	49,897,688	50,039,500
Subtotals					3.32	142,323,000	140,426,633	141,498,608	141,783,947
Secured Bank Deposit	0660P0999	Bank of America TTX INV Deposit Acct	5/31/2026	6/1/2026	3.60	167,163,449	167,163,449	167,163,449	167,163,449
Subtotals					3.60	167,163,449	167,163,449	167,163,449	167,163,449
Grand Totals					3.36	19,111,781,735	19,053,921,503	19,092,161,285	19,040,803,004

Monthly Investment Earnings

Pooled Fund

Type of Investment	CUSIP	Description	Par Value	Accrued	(Amort.) / Accre.	Unrealized G/L	Total Earnings
U.S. Treasuries	91282CCJ8	T 0.875 06/30/2026	50,000,000	37,465	1,162	-	38,627
U.S. Treasuries	91282CCJ8	T 0.875 06/30/2026	50,000,000	37,465	-1,203	-	36,263
U.S. Treasuries	91282CCJ8	T 0.875 06/30/2026	50,000,000	37,465	-5,941	-	31,525
U.S. Treasuries	91282CCJ8	T 0.875 06/30/2026	50,000,000	37,465	-5,639	-	31,827
U.S. Treasuries	912828R36	T 1.625 05/15/2026	-	31,423	-17,555	-	13,868
U.S. Treasuries	91282CCJ8	T 0.875 06/30/2026	50,000,000	37,465	-7,040	-	30,426
U.S. Treasuries	91282CCJ8	T 0.875 06/30/2026	50,000,000	37,465	-4,172	-	33,293
U.S. Treasuries	912828R36	T 1.625 05/15/2026	-	31,423	-15,371	-	16,052
U.S. Treasuries	91282CCJ8	T 0.875 06/30/2026	50,000,000	37,465	1,114	-	38,579
U.S. Treasuries	91282CCW9	T 0.750 08/31/2026	50,000,000	31,590	9,496	-	41,086
U.S. Treasuries	91282CCZ2	T 0.875 09/30/2026	50,000,000	37,056	5,295	-	42,351
U.S. Treasuries	91282CCZ2	T 0.875 09/30/2026	50,000,000	37,056	5,595	-	42,651
U.S. Treasuries	91282CCJ8	T 0.875 06/30/2026	50,000,000	37,465	7,322	-	44,787
U.S. Treasuries	91282CCZ2	T 0.875 09/30/2026	50,000,000	37,056	11,694	-	48,750
U.S. Treasuries	91282CDK4	T 1.250 11/30/2026	50,000,000	53,219	-1,229	-	51,990
U.S. Treasuries	91282CDK4	T 1.250 11/30/2026	50,000,000	53,219	-1,997	-	51,221
U.S. Treasuries	91282CCJ8	T 0.875 06/30/2026	50,000,000	37,465	18,408	-	55,873
U.S. Treasuries	91282CDQ1	T 1.250 12/31/2026	50,000,000	53,522	51,594	-	105,116
U.S. Treasuries	91282CDK4	T 1.250 11/30/2026	50,000,000	53,219	53,063	-	106,281
U.S. Treasuries	91282CEF4	T 2.500 03/31/2027	25,000,000	52,937	4,125	-	57,062
U.S. Treasuries	91282CHX2	T 4.375 08/31/2028	50,000,000	184,273	-2,072	-	182,201
U.S. Treasuries	91282CHK0	T 4.000 06/30/2028	50,000,000	171,271	481	-	171,751
U.S. Treasuries	91282CHK0	T 4.000 06/30/2028	50,000,000	171,271	1,379	-	172,649
U.S. Treasuries	91282CHK0	T 4.000 06/30/2028	50,000,000	171,271	1,826	-	173,096
U.S. Treasuries	91282CHK0	T 4.000 06/30/2028	50,000,000	171,271	6,221	-	177,491
U.S. Treasuries	91282CHK0	T 4.000 06/30/2028	50,000,000	171,271	13,714	-	184,984
U.S. Treasuries	91282CEW7	T 3.250 06/30/2027	50,000,000	139,157	46,575	-	185,732
U.S. Treasuries	91282CEW7	T 3.250 06/30/2027	50,000,000	139,157	49,441	-	188,598
U.S. Treasuries	91282CKD2	T 4.250 02/28/2029	50,000,000	179,008	3,930	-	182,938
U.S. Treasuries	9128284N7	T 2.875 05/15/2028	65,000,000	158,600	81,130	-	239,730
U.S. Treasuries	9128286B1	T 2.625 02/15/2029	50,000,000	112,396	75,077	-	187,473
U.S. Treasuries	91282CHK0	T 4.000 06/30/2028	50,000,000	171,271	21,787	-	193,058
U.S. Treasuries	91282CKV2	T 4.625 06/15/2027	50,000,000	196,944	-5,697	-	191,246
U.S. Treasuries	91282CKV2	T 4.625 06/15/2027	50,000,000	196,944	-8,480	-	188,464
U.S. Treasuries	91282CEW7	T 3.250 06/30/2027	50,000,000	139,157	9,740	-	148,898
U.S. Treasuries	91282CFJ5	T 3.125 08/31/2029	50,000,000	131,624	16,562	-	148,185
U.S. Treasuries	91282CLC3	T 4.000 07/31/2029	50,000,000	171,271	-18,397	-	152,873
U.S. Treasuries	91282CLL3	T 3.375 09/15/2027	50,000,000	142,154	6,173	-	148,326
U.S. Treasuries	91282CFJ5	T 3.125 08/31/2029	65,000,000	171,111	23,091	-	194,202

Monthly Investment Earnings

Pooled Fund

Type of Investment	CUSIP	Description	Par Value	Accrued	(Amort.) / Accre.	Unrealized G/L	Total Earnings
U.S. Treasuries	91282CLC3	T 4.000 07/31/2029	65,000,000	222,652	-9,940	-	212,712
U.S. Treasuries	91282CJW2	T 4.000 01/31/2029	65,000,000	222,652	-5,244	-	217,408
U.S. Treasuries	91282CKV2	T 4.625 06/15/2027	50,000,000	196,944	-28,667	-	168,277
U.S. Treasuries	91282CKT7	T 4.500 05/31/2029	50,000,000	191,587	-19,162	-	172,425
U.S. Treasuries	91282CLC3	T 4.000 07/31/2029	50,000,000	171,271	1,982	-	173,253
U.S. Treasuries	91282CKP5	T 4.625 04/30/2029	50,000,000	194,803	-22,030	-	172,773
U.S. Treasuries	91282CLR0	T 4.125 10/31/2029	50,000,000	173,743	6,690	-	180,433
U.S. Treasuries	91282CMB4	T 4.000 12/15/2027	50,000,000	170,330	7,970	-	178,299
U.S. Treasuries	91282CMB4	T 4.000 12/15/2027	50,000,000	170,330	8,136	-	178,465
U.S. Treasuries	91282CKP5	T 4.625 04/30/2029	51,000,000	198,699	-8,728	-	189,971
U.S. Treasuries	91282CLX7	T 4.125 11/15/2027	61,000,000	213,553	9,472	-	223,025
U.S. Treasuries	91282CGQ8	T 4.000 02/28/2030	50,000,000	168,478	1,255	-	169,733
U.S. Treasuries	91282CJW2	T 4.000 01/31/2029	60,000,000	205,525	1,657	-	207,182
U.S. Treasuries	91282CKD2	T 4.250 02/28/2029	75,000,000	268,512	-12,703	-	255,809
U.S. Treasuries	91282CHX2	T 4.375 08/31/2028	50,000,000	184,273	-14,169	-	170,104
U.S. Treasuries	91282CND9	T 3.750 05/15/2028	70,000,000	222,783	14,540	-	237,323
U.S. Treasuries	91282CKV2	T 4.625 06/15/2027	50,000,000	196,944	-24,585	-	172,359
U.S. Treasuries	91282CMZ1	T 3.875 04/30/2030	50,000,000	163,213	9,129	-	172,342
U.S. Treasuries	91282CFT3	T 4.000 10/31/2029	60,000,000	202,174	225	-	202,399
U.S. Treasuries	91282CKV2	T 4.625 06/15/2027	50,000,000	196,944	-29,289	-	167,655
U.S. Treasuries	91282CKV2	T 4.625 06/15/2027	50,000,000	196,944	-28,730	-	168,214
U.S. Treasuries	91282CKV2	T 4.625 06/15/2027	50,000,000	196,944	-28,431	-	168,513
U.S. Treasuries	91282CEW7	T 3.250 06/30/2027	50,000,000	139,157	26,452	-	165,609
U.S. Treasuries	91282CHB0	T 3.625 05/15/2026	-	35,048	1,102	-	36,150
U.S. Treasuries	91282CPA3	T 3.625 09/30/2030	50,000,000	153,518	-2,752	-	150,766
U.S. Treasuries	91282CPA3	T 3.625 09/30/2030	50,000,000	153,518	-1,680	-	151,838
U.S. Treasuries	91282CPA3	T 3.625 09/30/2030	50,000,000	153,518	-941	-	152,577
U.S. Treasuries	91282CLX7	T 4.125 11/15/2027	70,000,000	245,061	-31,223	-	213,838
U.S. Treasuries	91282CEW7	T 3.250 06/30/2027	50,000,000	139,157	14,145	-	153,302
U.S. Treasuries	91282CMN8	T 4.250 02/15/2028	50,000,000	181,975	-26,926	-	155,049
U.S. Treasuries	91282CLQ2	T 3.875 10/15/2027	75,000,000	246,158	-16,181	-	229,977
U.S. Treasuries	91282CPE5	T 3.500 10/31/2027	75,000,000	221,128	7,143	-	228,271
U.S. Treasuries	91282CLQ2	T 3.875 10/15/2027	50,000,000	164,105	-12,214	-	151,891
U.S. Treasuries	91282CNV9	T 3.625 08/31/2027	50,000,000	152,683	-1,679	-	151,004
U.S. Treasuries	91282CMN8	T 4.250 02/15/2028	90,000,000	327,555	-50,157	-	277,398
U.S. Treasuries	91282CNV9	T 3.625 08/31/2027	75,000,000	229,025	-2,803	-	226,222
U.S. Treasuries	91282CNH0	T 3.875 06/15/2028	50,000,000	165,007	-13,376	-	151,631
U.S. Treasuries	91282CPD7	T 3.625 10/31/2030	60,000,000	183,220	3,820	-	187,040
U.S. Treasuries	91282CHF1	T 3.750 05/31/2030	65,000,000	207,553	-3,659	-	203,894

Monthly Investment Earnings

Pooled Fund

Type of Investment	CUSIP	Description	Par Value	Accrued	(Amort.) / Accre.	Unrealized G/L	Total Earnings
U.S. Treasuries	91282CMZ1	T 3.875 04/30/2030	60,000,000	195,856	-9,241	-	186,615
U.S. Treasuries	91282CMB4	T 4.000 12/15/2027	50,000,000	170,330	-17,909	-	152,420
U.S. Treasuries	91282CNN7	T 3.875 07/31/2030	50,000,000	165,919	-4,894	-	161,025
U.S. Treasuries	91282CNN7	T 3.875 07/31/2030	50,000,000	165,919	-4,715	-	161,203
U.S. Treasuries	91282CNN7	T 3.875 07/31/2030	50,000,000	165,919	-4,611	-	161,308
U.S. Treasuries	91282CGQ8	T 4.000 02/28/2030	75,000,000	252,717	-15,795	-	236,923
U.S. Treasuries	912797SW8	B 0.000 05/28/2026	-	-	80,651	-	80,651
U.S. Treasuries	91282CKY6	T 4.625 06/30/2026	100,000,000	396,064	-86,496	-	309,568
U.S. Treasuries	91282CNN7	T 3.875 07/31/2030	50,000,000	165,919	-6,743	-	159,175
U.S. Treasuries	91282CNN7	T 3.875 07/31/2030	50,000,000	165,919	-6,313	-	159,606
U.S. Treasuries	91282CNY3	T 3.375 09/15/2028	55,000,000	156,369	5,655	-	162,024
U.S. Treasuries	91282CPR6	T 3.625 12/31/2030	60,000,000	186,257	4,474	-	190,731
U.S. Treasuries	91282CNH0	T 3.875 06/15/2028	50,000,000	165,007	-13,165	-	151,842
U.S. Treasuries	91282CPR6	T 3.625 12/31/2030	50,000,000	155,214	5,085	-	160,299
U.S. Treasuries	91282CPR6	T 3.625 12/31/2030	50,000,000	155,214	7,510	-	162,724
U.S. Treasuries	91282CJW2	T 4.000 01/31/2029	55,000,000	188,398	-14,773	-	173,624
U.S. Treasuries	91282CPK1	T 3.500 11/15/2028	62,000,000	184,167	7,486	-	191,653
U.S. Treasuries	912797TX5	B 0.000 08/20/2026	100,000,000	-	301,389	-	301,389
U.S. Treasuries	912797TY3	B 0.000 08/27/2026	25,000,000	-	75,928	-	75,928
U.S. Treasuries	912797QN0	B 0.000 05/14/2026	-	-	32,425	-	32,425
U.S. Treasuries	912797UA3	B 0.000 06/16/2026	25,000,000	-	77,134	-	77,134
U.S. Treasuries	91282CMS7	T 3.875 03/15/2028	40,000,000	130,571	-801	-	129,770
U.S. Treasuries	91282CMS7	T 3.875 03/15/2028	50,000,000	163,213	-917	-	162,296
U.S. Treasuries	91282CQG9	T 3.875 03/31/2031	100,000,000	328,210	9,658	-	337,869
U.S. Treasuries	91282CQK0	T 3.875 04/30/2031	55,000,000	156,369	7,645	-	164,014
U.S. Treasuries	91282CLR0	T 4.125 10/31/2029	50,000,000	56,046	1,040	-	57,086
U.S. Treasuries	91282CJF9	T 4.875 10/31/2028	50,000,000	66,236	-9,317	-	56,919
Subtotals			5,434,000,000	15,260,843	570,038	-	15,830,880
Federal Agencies	3130ANMP2	FHLB 1.070 07/27/2026	25,000,000	22,292	-	-	22,292
Federal Agencies	3130ANMP2	FHLB 1.070 07/27/2026	25,000,000	22,292	-	-	22,292
Federal Agencies	3130ANMP2	FHLB 1.070 07/27/2026	25,000,000	22,292	-	-	22,292
Federal Agencies	3130ANMP2	FHLB 1.070 07/27/2026	25,000,000	22,292	-	-	22,292
Federal Agencies	3130ANNM8	FHLB 1.050 07/13/2026	25,000,000	21,875	-	-	21,875
Federal Agencies	3130ANNM8	FHLB 1.050 07/13/2026	25,000,000	21,875	-	-	21,875
Federal Agencies	3130ANNM8	FHLB 1.050 07/13/2026	25,000,000	21,875	-	-	21,875
Federal Agencies	3130ANNM8	FHLB 1.050 07/13/2026	25,000,000	21,875	-	-	21,875
Federal Agencies	3130ANTG5	FHLB 1.050 08/10/2026	25,000,000	21,875	-	-	21,875
Federal Agencies	3130ANTG5	FHLB 1.050 08/10/2026	25,000,000	21,875	-	-	21,875

Monthly Investment Earnings

Pooled Fund

Type of Investment	CUSIP	Description	Par Value	Accrued	(Amort.) / Accre.	Unrealized G/L	Total Earnings
Federal Agencies	3130ANTG5	FHLB 1.050 08/10/2026	25,000,000	21,875	-	-	21,875
Federal Agencies	3130ANTG5	FHLB 1.050 08/10/2026	25,000,000	21,875	-	-	21,875
Federal Agencies	3130AP6T7	FHLB 1.075 09/03/2026	25,000,000	22,396	-	-	22,396
Federal Agencies	3130AP6T7	FHLB 1.075 09/03/2026	25,000,000	22,396	-	-	22,396
Federal Agencies	3130AP6T7	FHLB 1.075 09/03/2026	25,000,000	22,396	-	-	22,396
Federal Agencies	3130AP6T7	FHLB 1.075 09/03/2026	25,000,000	22,396	-	-	22,396
Federal Agencies	3130AP6T7	FHLB 1.075 09/03/2026	25,000,000	22,396	-	-	22,396
Federal Agencies	3130APPR0	FHLB 1.430 10/19/2026	25,000,000	29,792	-	-	29,792
Federal Agencies	3130APPR0	FHLB 1.430 10/19/2026	25,000,000	29,792	-	-	29,792
Federal Agencies	3130APPR0	FHLB 1.430 10/19/2026	25,000,000	29,792	-	-	29,792
Federal Agencies	3130APPR0	FHLB 1.430 10/19/2026	25,000,000	29,792	-	-	29,792
Federal Agencies	3130APPR0	FHLB 1.430 10/19/2026	25,000,000	29,792	-	-	29,792
Federal Agencies	3130AQ7L1	FHLB 1.605 11/16/2026	25,000,000	33,438	-	-	33,438
Federal Agencies	3130AQ7L1	FHLB 1.605 11/16/2026	25,000,000	33,438	-	-	33,438
Federal Agencies	3130AQ7L1	FHLB 1.605 11/16/2026	25,000,000	33,438	-	-	33,438
Federal Agencies	3130AQ7L1	FHLB 1.605 11/16/2026	25,000,000	33,438	-	-	33,438
Federal Agencies	3130AQ7L1	FHLB 1.605 11/16/2026	25,000,000	33,438	-	-	33,438
Federal Agencies	3130AQJ95	FHLB 1.645 12/14/2026	25,000,000	34,271	-	-	34,271
Federal Agencies	3130AQJ95	FHLB 1.645 12/14/2026	25,000,000	34,271	-	-	34,271
Federal Agencies	3130AQJ95	FHLB 1.645 12/14/2026	25,000,000	34,271	-	-	34,271
Federal Agencies	3130AQJ95	FHLB 1.645 12/14/2026	25,000,000	34,271	-	-	34,271
Federal Agencies	3130ARB59	FHLB 2.350 03/08/2027	25,000,000	48,958	-	-	48,958
Federal Agencies	3130ARB59	FHLB 2.350 03/08/2027	25,000,000	48,958	-	-	48,958
Federal Agencies	3130ARB59	FHLB 2.350 03/08/2027	25,000,000	48,958	-	-	48,958
Federal Agencies	3130ARB59	FHLB 2.350 03/08/2027	25,000,000	48,958	-	-	48,958
Federal Agencies	3133ENRD4	FFCB 1.680 03/10/2027	48,573,000	68,002	19,434	-	87,436
Federal Agencies	3133ENTS9	FFCB 2.600 04/05/2027	24,500,000	53,083	2,089	-	55,172
Federal Agencies	3133ENTS9	FFCB 2.600 04/05/2027	22,500,000	48,750	1,829	-	50,579
Federal Agencies	3133ENTS9	FFCB 2.600 04/05/2027	25,000,000	54,167	3,329	-	57,496
Federal Agencies	3133ENZK9	FFCB 3.240 06/28/2027	27,865,000	75,236	-3,993	-	71,242
Federal Agencies	3130ASGU7	FHLB 3.500 06/11/2027	12,375,000	36,094	-3,083	-	33,011
Federal Agencies	3130ASGU7	FHLB 3.500 06/11/2027	10,000,000	29,167	-2,453	-	26,713
Federal Agencies	3130ASGU7	FHLB 3.500 06/11/2027	21,725,000	63,365	-5,058	-	58,307
Federal Agencies	3133EN2L3	FFCB 4.125 05/17/2027	21,000,000	72,188	245	-	72,433
Federal Agencies	3133EN2L3	FFCB 4.125 05/17/2027	5,000,000	17,188	65	-	17,253
Federal Agencies	3133EN2L3	FFCB 4.125 05/17/2027	4,650,000	15,984	61	-	16,045
Federal Agencies	3133EN2L3	FFCB 4.125 05/17/2027	25,000,000	85,938	326	-	86,263
Federal Agencies	3133EPBM6	FFCB 4.125 08/23/2027	10,000,000	34,375	491	-	34,866
Federal Agencies	3130AVWS7	FHLB 3.750 06/12/2026	17,045,000	53,266	1,470	-	54,735
Federal Agencies	3130AVWS7	FHLB 3.750 06/12/2026	20,000,000	62,500	1,680	-	64,180
Federal Agencies	3130AWAH3	FHLB 4.000 06/12/2026	15,000,000	50,000	2,819	-	52,819
Federal Agencies	3130AWAH3	FHLB 4.000 06/12/2026	10,000,000	33,333	1,840	-	35,173

Monthly Investment Earnings

Pooled Fund

Type of Investment	CUSIP	Description	Par Value	Accrued	(Amort.) / Accre.	Unrealized G/L	Total Earnings
Federal Agencies	3133EPMU6	FFCB 4.250 06/15/2026	30,000,000	106,250	1,375	-	107,625
Federal Agencies	3133EPMU6	FFCB 4.250 06/15/2026	20,000,000	70,833	871	-	71,705
Federal Agencies	3133EPMV4	FFCB 4.125 06/15/2027	28,940,000	99,481	596	-	100,077
Federal Agencies	3133EPMU6	FFCB 4.250 06/15/2026	24,700,000	87,479	1,691	-	89,170
Federal Agencies	3133EPNG6	FFCB 4.375 06/23/2026	50,000,000	182,292	750	-	183,041
Federal Agencies	3133EPNG6	FFCB 4.375 06/23/2026	25,000,000	91,146	375	-	91,521
Federal Agencies	3133EPNG6	FFCB 4.375 06/23/2026	25,000,000	91,146	375	-	91,521
Federal Agencies	3130AWLZ1	FHLB 4.750 06/12/2026	50,000,000	197,917	4,180	-	202,096
Federal Agencies	3133EPSK2	FFCB 4.250 08/07/2028	19,500,000	69,063	1,489	-	70,551
Federal Agencies	3133EPSW6	FFCB 4.500 08/14/2026	50,000,000	187,500	3,253	-	190,753
Federal Agencies	3133EPUN3	FFCB 4.500 08/28/2028	10,000,000	37,500	355	-	37,855
Federal Agencies	3133EPUN3	FFCB 4.500 08/28/2028	25,000,000	93,750	959	-	94,709
Federal Agencies	3133EPUN3	FFCB 4.500 08/28/2028	15,000,000	56,250	631	-	56,881
Federal Agencies	3133EPUN3	FFCB 4.500 08/28/2028	33,000,000	123,750	1,613	-	125,363
Federal Agencies	3133EPVP7	FFCB 4.750 07/08/2026	19,000,000	75,208	456	-	75,664
Federal Agencies	3133EPVP7	FFCB 4.750 07/08/2026	10,000,000	39,583	249	-	39,832
Federal Agencies	3133EPVP7	FFCB 4.750 07/08/2026	21,000,000	83,125	516	-	83,641
Federal Agencies	3130AXCP1	FHLB 4.875 09/11/2026	11,895,000	48,323	2,138	-	50,461
Federal Agencies	3133EPZA6	FFCB 4.875 10/20/2026	30,000,000	121,875	4,692	-	126,567
Federal Agencies	3133EPZA6	FFCB 4.875 10/20/2026	14,000,000	56,875	2,689	-	59,564
Federal Agencies	3133EPZY4	FFCB 5.000 07/30/2026	25,000,000	104,167	1,953	-	106,120
Federal Agencies	3133EPZY4	FFCB 5.000 07/30/2026	3,000,000	12,500	249	-	12,749
Federal Agencies	3133EPZY4	FFCB 5.000 07/30/2026	9,615,000	40,063	799	-	40,861
Federal Agencies	3133EPZY4	FFCB 5.000 07/30/2026	16,000,000	66,667	1,329	-	67,996
Federal Agencies	3133EPC60	FFCB 4.625 11/15/2027	27,950,000	107,724	2,461	-	110,185
Federal Agencies	3133EPC60	FFCB 4.625 11/15/2027	33,300,000	128,344	2,939	-	131,283
Federal Agencies	3133EPC45	FFCB 4.625 11/13/2028	12,000,000	46,250	271	-	46,521
Federal Agencies	3133EPC45	FFCB 4.625 11/13/2028	20,000,000	77,083	482	-	77,565
Federal Agencies	3133EPC45	FFCB 4.625 11/13/2028	55,000,000	211,979	1,319	-	213,298
Federal Agencies	3130AXU63	FHLB 4.625 11/17/2026	50,000,000	192,708	2,503	-	195,212
Federal Agencies	3133EM4X7	FFCB 0.800 09/10/2026	28,975,000	19,317	86,563	-	105,879
Federal Agencies	3133EPP66	FFCB 4.000 05/20/2027	31,000,000	103,333	2,343	-	105,676
Federal Agencies	3133EPP66	FFCB 4.000 05/20/2027	58,850,000	196,167	4,667	-	200,834
Federal Agencies	3133EPX91	FFCB 4.125 01/25/2027	35,000,000	120,313	1,247	-	121,560
Federal Agencies	3133EPX91	FFCB 4.125 01/25/2027	50,000,000	171,875	1,895	-	173,770
Federal Agencies	3133EPX91	FFCB 4.125 01/25/2027	25,000,000	85,938	891	-	86,828
Federal Agencies	3133EPX91	FFCB 4.125 01/25/2027	10,000,000	34,375	379	-	34,754
Federal Agencies	3133EPX91	FFCB 4.125 01/25/2027	5,000,000	17,188	202	-	17,390
Federal Agencies	3130AYPN0	FHLB 4.125 01/15/2027	12,000,000	41,250	774	-	42,024

Monthly Investment Earnings

Pooled Fund

Type of Investment	CUSIP	Description	Par Value	Accrued	(Amort.) / Accre.	Unrealized G/L	Total Earnings
Federal Agencies	3130AYPN0	FHLB 4.125 01/15/2027	25,000,000	85,938	1,612	-	87,549
Federal Agencies	3130AYPN0	FHLB 4.125 01/15/2027	29,350,000	100,891	1,892	-	102,783
Federal Agencies	3130AYPN0	FHLB 4.125 01/15/2027	50,000,000	171,875	3,223	-	175,098
Federal Agencies	3133EP6K6	FFCB 4.500 03/26/2027	50,000,000	187,500	2,564	-	190,064
Federal Agencies	3133EP5U5	FFCB 4.125 03/20/2029	51,660,000	177,581	11,180	-	188,761
Federal Agencies	3133EP5S0	FFCB 4.250 03/20/2028	4,971,000	17,606	1,169	-	18,774
Federal Agencies	3130AVBD3	FHLB 4.500 03/09/2029	25,000,000	93,750	-324	-	93,426
Federal Agencies	3130B0TY5	FHLB 4.750 04/09/2027	20,000,000	79,167	1,498	-	80,664
Federal Agencies	3130B0TY5	FHLB 4.750 04/09/2027	17,000,000	67,292	1,273	-	68,565
Federal Agencies	3130B0TY5	FHLB 4.750 04/09/2027	48,000,000	190,000	3,594	-	193,594
Federal Agencies	3130B0TY5	FHLB 4.750 04/09/2027	40,000,000	158,333	2,995	-	161,328
Federal Agencies	3133ERDH1	FFCB 4.750 04/30/2029	63,085,000	249,711	-11,575	-	238,137
Federal Agencies	3133ERDH1	FFCB 4.750 04/30/2029	27,892,000	110,406	-5,111	-	105,294
Federal Agencies	3133ERDH1	FFCB 4.750 04/30/2029	30,000,000	118,750	-5,412	-	113,338
Federal Agencies	3133ERDS7	FFCB 4.750 05/06/2027	12,727,000	50,378	-377	-	50,001
Federal Agencies	3130AX4E5	FHLB 4.500 06/11/2027	11,000,000	41,250	1,732	-	42,982
Federal Agencies	3133ERGL9	FFCB 4.500 06/07/2028	15,000,000	56,250	115	-	56,365
Federal Agencies	3130B1BT3	FHLB 4.875 06/12/2026	13,485,000	54,783	-860	-	53,922
Federal Agencies	3133ERHD6	FFCB 4.875 06/12/2026	32,000,000	130,000	-2,192	-	127,808
Federal Agencies	3133ERHD6	FFCB 4.875 06/12/2026	20,000,000	81,250	-1,302	-	79,948
Federal Agencies	3133ERHN4	FFCB 4.250 10/20/2028	38,000,000	134,583	4,204	-	138,788
Federal Agencies	3133ERHN4	FFCB 4.250 10/20/2028	5,000,000	17,708	546	-	18,255
Federal Agencies	3133ERGS4	FFCB 4.250 06/11/2029	10,000,000	35,417	555	-	35,971
Federal Agencies	3133ERGS4	FFCB 4.250 06/11/2029	10,000,000	35,417	555	-	35,971
Federal Agencies	3133ERGS4	FFCB 4.250 06/11/2029	20,000,000	70,833	1,109	-	71,943
Federal Agencies	3133ERGS4	FFCB 4.250 06/11/2029	10,000,000	35,417	555	-	35,971
Federal Agencies	3133ERGS4	FFCB 4.250 06/11/2029	29,000,000	102,708	1,306	-	104,014
Federal Agencies	3133ERGL9	FFCB 4.500 06/07/2028	20,000,000	75,000	-808	-	74,192
Federal Agencies	3133ERGL9	FFCB 4.500 06/07/2028	14,934,000	56,003	-604	-	55,399
Federal Agencies	3133ERJZ5	FFCB 4.500 06/28/2027	30,000,000	112,500	401	-	112,901
Federal Agencies	3133ERKM2	FFCB 4.500 07/08/2027	25,000,000	93,750	-942	-	92,808
Federal Agencies	3130B1EF0	FHLB 4.625 06/11/2027	20,700,000	79,781	-2,781	-	77,000
Federal Agencies	3133ERKM2	FFCB 4.500 07/08/2027	25,000,000	93,750	-723	-	93,027
Federal Agencies	3133ERKX8	FFCB 4.250 07/12/2029	20,000,000	70,833	183	-	71,017
Federal Agencies	3133ERMB4	FFCB 4.250 07/23/2027	10,000,000	35,417	99	-	35,516
Federal Agencies	3133ERMB4	FFCB 4.250 07/23/2027	15,000,000	53,125	149	-	53,274
Federal Agencies	3130B2PJ8	FHLB 3.625 09/04/2026	25,000,000	75,521	1,430	-	76,950
Federal Agencies	3130B2PJ8	FHLB 3.625 09/04/2026	50,000,000	151,042	2,859	-	153,901
Federal Agencies	3130B2PJ8	FHLB 3.625 09/04/2026	19,000,000	57,396	1,087	-	58,482

Monthly Investment Earnings

Pooled Fund

Type of Investment	CUSIP	Description	Par Value	Accrued	(Amort.) / Accre.	Unrealized G/L	Total Earnings
Federal Agencies	3130B2PJ8	FHLB 3.625 09/04/2026	25,900,000	78,240	1,481	-	79,721
Federal Agencies	3130ATHX8	FHLB 4.125 09/14/2029	15,000,000	51,563	-6,715	-	44,848
Federal Agencies	3133ERVR9	FFCB 3.500 07/01/2027	55,000,000	160,417	2,310	-	162,726
Federal Agencies	3130B2XR1	FHLB 4.010 07/02/2029	65,000,000	217,208	-	-	217,208
Federal Agencies	3130B2XR1	FHLB 4.010 07/02/2029	25,000,000	83,542	-	-	83,542
Federal Agencies	3130B2XR1	FHLB 4.010 07/02/2029	25,000,000	83,542	-	-	83,542
Federal Agencies	3133ERWR8	FFCB 3.500 01/07/2027	12,500,000	36,458	4,767	-	41,225
Federal Agencies	3133ERXJ5	FFCB 3.875 10/15/2027	8,000,000	25,833	109	-	25,942
Federal Agencies	3133ERXJ5	FFCB 3.875 10/15/2027	5,000,000	16,146	78	-	16,224
Federal Agencies	3130B3A29	FHLB 4.000 10/09/2026	15,000,000	50,000	134	-	50,134
Federal Agencies	3130B3A29	FHLB 4.000 10/09/2026	25,000,000	83,333	224	-	83,557
Federal Agencies	3130B3A29	FHLB 4.000 10/09/2026	25,000,000	83,333	224	-	83,557
Federal Agencies	3130B3A29	FHLB 4.000 10/09/2026	50,000,000	166,667	447	-	167,114
Federal Agencies	3130B3GD9	FHLB 4.000 11/27/2028	47,025,000	156,750	1,760	-	158,510
Federal Agencies	3130ATHX8	FHLB 4.125 09/14/2029	15,000,000	51,563	-841	-	50,722
Federal Agencies	3130ATHX8	FHLB 4.125 09/14/2029	15,000,000	51,563	-752	-	50,811
Federal Agencies	3130ATHX8	FHLB 4.125 09/14/2029	25,590,000	87,966	-1,283	-	86,683
Federal Agencies	3133ERD24	FFCB 4.250 02/18/2027	30,000,000	106,250	622	-	106,872
Federal Agencies	3133ERJ51	FFCB 4.125 12/10/2027	38,343,000	131,804	3,288	-	135,092
Federal Agencies	3133ERJ51	FFCB 4.125 12/10/2027	25,505,000	87,673	2,180	-	89,854
Federal Agencies	3133ERJ51	FFCB 4.125 12/10/2027	21,000,000	72,188	1,801	-	73,989
Federal Agencies	3133ERJ51	FFCB 4.125 12/10/2027	33,000,000	113,438	3,046	-	116,484
Federal Agencies	3133ERT84	FFCB 4.250 01/14/2028	29,750,000	105,365	4,927	-	110,292
Federal Agencies	3133ERZ46	FFCB 4.250 01/28/2028	50,000,000	177,083	724	-	177,807
Federal Agencies	3133ERZ46	FFCB 4.250 01/28/2028	47,000,000	166,458	680	-	167,139
Federal Agencies	3133ERZ23	FFCB 4.250 11/03/2027	41,880,000	148,325	70	-	148,395
Federal Agencies	3133ERZ23	FFCB 4.250 11/03/2027	5,000,000	17,708	20	-	17,728
Federal Agencies	3133ER4A6	FFCB 4.250 02/18/2027	30,000,000	106,250	1,376	-	107,626
Federal Agencies	3133ER4A6	FFCB 4.250 02/18/2027	25,000,000	88,542	1,093	-	89,635
Federal Agencies	3133ER4A6	FFCB 4.250 02/18/2027	2,000,000	7,083	91	-	7,174
Federal Agencies	3133ER4H1	FFCB 4.500 01/18/2030	12,815,000	48,056	-3,650	-	44,406
Federal Agencies	3133ER4H1	FFCB 4.500 01/18/2030	18,000,000	67,500	-5,101	-	62,399
Federal Agencies	3133ETBF3	FFCB 4.000 04/01/2030	32,260,000	107,533	275	-	107,808
Federal Agencies	3133ETBF3	FFCB 4.000 04/01/2030	46,750,000	155,833	295	-	156,128
Federal Agencies	3133ETBF3	FFCB 4.000 04/01/2030	15,000,000	50,000	107	-	50,107
Federal Agencies	3133ETBF3	FFCB 4.000 04/01/2030	43,020,000	143,400	1,974	-	145,374
Federal Agencies	3133ER7L9	FFCB 4.000 03/18/2030	8,695,000	28,983	402	-	29,385
Federal Agencies	3133ETBF3	FFCB 4.000 04/01/2030	50,000,000	166,667	8,084	-	174,750
Federal Agencies	3130AWC24	FHLB 4.000 06/09/2028	10,000,000	33,333	94	-	33,427

Monthly Investment Earnings

Pooled Fund

Type of Investment	CUSIP	Description	Par Value	Accrued	(Amort.) / Accre.	Unrealized G/L	Total Earnings
Federal Agencies	3133ETJF5	FFCB 4.000 02/23/2027	45,000,000	150,000	1,349	-	151,349
Federal Agencies	3133ETJF5	FFCB 4.000 02/23/2027	10,000,000	33,333	300	-	33,633
Federal Agencies	3133ETJV0	FFCB 4.000 11/30/2029	15,000,000	50,000	1,029	-	51,029
Federal Agencies	3133ETJS7	FFCB 4.000 11/10/2026	12,600,000	42,000	1,091	-	43,091
Federal Agencies	3133ETJV0	FFCB 4.000 11/30/2029	23,000,000	76,667	1,469	-	78,136
Federal Agencies	3133ETJZ1	FFCB 3.875 06/05/2028	25,000,000	80,729	1,209	-	81,938
Federal Agencies	3133ETKQ9	FFCB 4.000 06/10/2030	20,000,000	66,667	934	-	67,600
Federal Agencies	3133ETKQ9	FFCB 4.000 06/10/2030	10,000,000	33,333	441	-	33,775
Federal Agencies	3133ETKN6	FFCB 4.000 10/09/2029	15,000,000	50,000	367	-	50,367
Federal Agencies	3133ETKN6	FFCB 4.000 10/09/2029	10,000,000	33,333	245	-	33,578
Federal Agencies	3133ETJZ1	FFCB 3.875 06/05/2028	7,370,000	23,799	780	-	24,579
Federal Agencies	3130B6R24	FHLB 3.875 06/04/2027	16,500,000	53,281	944	-	54,225
Federal Agencies	3130B6R24	FHLB 3.875 06/04/2027	10,000,000	32,292	572	-	32,864
Federal Agencies	3130B6R24	FHLB 3.875 06/04/2027	20,000,000	64,583	1,144	-	65,727
Federal Agencies	3130B6R24	FHLB 3.875 06/04/2027	13,000,000	41,979	743	-	42,723
Federal Agencies	3130B6R24	FHLB 3.875 06/04/2027	36,000,000	116,250	2,059	-	118,309
Federal Agencies	3133ETME4	FFCB 4.000 01/23/2030	25,000,000	83,333	999	-	84,333
Federal Agencies	3133ETME4	FFCB 4.000 01/23/2030	14,450,000	48,167	578	-	48,744
Federal Agencies	3133ETME4	FFCB 4.000 01/23/2030	5,000,000	16,667	193	-	16,860
Federal Agencies	3130AWGS3	FHLB 4.125 06/14/2030	16,000,000	55,000	-1,078	-	53,922
Federal Agencies	3133ETKQ9	FFCB 4.000 06/10/2030	25,000,000	83,333	598	-	83,932
Federal Agencies	3133ETNU7	FFCB 3.750 07/03/2028	50,000,000	156,250	4,840	-	161,090
Federal Agencies	3133ETNU7	FFCB 3.750 07/03/2028	22,500,000	70,313	2,153	-	72,465
Federal Agencies	3133ETLM7	FFCB 4.000 06/17/2030	41,000,000	136,667	-606	-	136,061
Federal Agencies	3133ETLM7	FFCB 4.000 06/17/2030	15,000,000	50,000	-222	-	49,778
Federal Agencies	3133ETLM7	FFCB 4.000 06/17/2030	10,070,000	33,567	-135	-	33,432
Federal Agencies	3133ETNU7	FFCB 3.750 07/03/2028	25,000,000	78,125	2,728	-	80,853
Federal Agencies	3133ETKQ9	FFCB 4.000 06/10/2030	15,000,000	50,000	23	-	50,023
Federal Agencies	3133ETKQ9	FFCB 4.000 06/10/2030	9,750,000	32,500	67	-	32,567
Federal Agencies	3133ETLM7	FFCB 4.000 06/17/2030	16,944,000	56,480	116	-	56,596
Federal Agencies	3130AWGS3	FHLB 4.125 06/14/2030	12,515,000	43,020	-1,109	-	41,911
Federal Agencies	3133ETPF8	FFCB 3.750 07/08/2030	20,000,000	62,500	3,812	-	66,312
Federal Agencies	3130B1BC0	FHLB 4.625 06/08/2029	9,705,000	37,405	-5,248	-	32,157
Federal Agencies	3133ETX6	FFCB 3.625 08/11/2027	7,000,000	21,146	597	-	21,743
Federal Agencies	3133ETX6	FFCB 3.625 08/11/2027	5,000,000	15,104	427	-	15,531
Federal Agencies	3133ETX6	FFCB 3.625 08/11/2027	5,000,000	15,104	435	-	15,539
Federal Agencies	3130ATHX8	FHLB 4.125 09/14/2029	17,000,000	58,438	-4,234	-	54,204
Federal Agencies	3133ETUE5	FFCB 3.750 02/22/2027	40,000,000	125,000	3,004	-	128,004
Federal Agencies	3133ETUE5	FFCB 3.750 02/22/2027	25,000,000	78,125	1,835	-	79,960

Monthly Investment Earnings

Pooled Fund

Type of Investment	CUSIP	Description	Par Value	Accrued	(Amort.) / Accre.	Unrealized G/L	Total Earnings
Federal Agencies	3133ETUE5	FFCB 3.750 02/22/2027	15,000,000	46,875	1,127	-	48,002
Federal Agencies	3133ETUE5	FFCB 3.750 02/22/2027	35,000,000	109,375	2,787	-	112,162
Federal Agencies	3136GATQ2	FNMA 4.030 09/30/2030	25,000,000	83,958	-	-	83,958
Federal Agencies	3136GATQ2	FNMA 4.030 09/30/2030	25,000,000	83,958	-	-	83,958
Federal Agencies	3136GATQ2	FNMA 4.030 09/30/2030	25,000,000	83,958	-	-	83,958
Federal Agencies	3136GATQ2	FNMA 4.030 09/30/2030	25,000,000	83,958	-	-	83,958
Federal Agencies	3136GATQ2	FNMA 4.030 09/30/2030	50,000,000	167,917	-	-	167,917
Federal Agencies	3136GAVY2	FNMA 4.080 10/01/2029	50,000,000	170,000	-	-	170,000
Federal Agencies	3136GAVY2	FNMA 4.080 10/01/2029	25,000,000	85,000	-	-	85,000
Federal Agencies	3136GAVY2	FNMA 4.080 10/01/2029	25,000,000	85,000	-	-	85,000
Federal Agencies	3136GAVY2	FNMA 4.080 10/01/2029	25,000,000	85,000	-	-	85,000
Federal Agencies	3136GAWY1	FNMA 4.000 10/15/2029	50,000,000	166,667	-	-	166,667
Federal Agencies	3136GAWY1	FNMA 4.000 10/15/2029	25,000,000	83,333	-	-	83,333
Federal Agencies	3136GAWY1	FNMA 4.000 10/15/2029	25,000,000	83,333	-	-	83,333
Federal Agencies	3136GAWY1	FNMA 4.000 10/15/2029	25,000,000	83,333	-	-	83,333
Federal Agencies	3136GAWY1	FNMA 4.000 10/15/2029	25,000,000	83,333	-	-	83,333
Federal Agencies	3130B82L5	FHLB 3.500 10/04/2027	41,000,000	119,583	3,559	-	123,142
Federal Agencies	3130B82L5	FHLB 3.500 10/04/2027	50,000,000	145,833	4,340	-	150,173
Federal Agencies	3130B82L5	FHLB 3.500 10/04/2027	25,000,000	72,917	2,170	-	75,087
Federal Agencies	3130B82L5	FHLB 3.500 10/04/2027	20,000,000	58,333	1,736	-	60,069
Federal Agencies	313385WN2	FHDN 0.000 05/08/2026	-	-	17,500	-	17,500
Federal Agencies	3133ETM95	FFCB 3.375 10/27/2027	9,320,000	26,213	898	-	27,111
Federal Agencies	3133ETM95	FFCB 3.375 10/27/2027	60,000,000	168,750	5,784	-	174,534
Federal Agencies	3136GC2P9	FNMA 4.050 11/07/2029	25,000,000	84,375	27	-	84,402
Federal Agencies	3136GC2P9	FNMA 4.050 11/07/2029	25,000,000	84,375	27	-	84,402
Federal Agencies	3136GC2P9	FNMA 4.050 11/07/2029	50,000,000	168,750	53	-	168,803
Federal Agencies	3136GC2P9	FNMA 4.050 11/07/2029	25,000,000	84,375	27	-	84,402
Federal Agencies	3136GC2P9	FNMA 4.050 11/07/2029	25,000,000	84,375	27	-	84,402
Federal Agencies	3130AWMP2	FHLB 4.375 06/14/2030	31,000,000	113,021	-16,718	-	96,303
Federal Agencies	3133ETL70	FFCB 3.375 10/24/2028	5,000,000	14,063	652	-	14,714
Federal Agencies	3133ETL70	FFCB 3.375 10/24/2028	25,000,000	70,313	3,208	-	73,520
Federal Agencies	3133ETL70	FFCB 3.375 10/24/2028	30,000,000	84,375	3,911	-	88,286
Federal Agencies	3133ET2W6	FFCB 3.500 01/20/2028	5,000,000	14,583	329	-	14,912
Federal Agencies	3130AYPN0	FHLB 4.125 01/15/2027	20,000,000	68,750	-7,850	-	60,900
Federal Agencies	3134HCFX2	FHLMC 4.175 12/23/2030	50,000,000	173,958	-	-	173,958
Federal Agencies	3134HCFX2	FHLMC 4.175 12/23/2030	25,000,000	86,979	-	-	86,979
Federal Agencies	3134HCFX2	FHLMC 4.175 12/23/2030	25,000,000	86,979	-	-	86,979
Federal Agencies	3134HCFX2	FHLMC 4.175 12/23/2030	25,000,000	86,979	-	-	86,979

Monthly Investment Earnings

Pooled Fund

Type of Investment	CUSIP	Description	Par Value	Accrued	(Amort.) / Accre.	Unrealized G/L	Total Earnings
Federal Agencies	3133ET2S5	FFCB 3.375 11/28/2028	35,000,000	98,438	7,550	-	105,988
Federal Agencies	3134HCFX2	FHLMC 4.175 12/23/2030	23,000,000	80,021	-	-	80,021
Federal Agencies	3133ET5B9	FFCB 3.500 12/22/2026	45,000,000	131,250	1,567	-	132,817
Federal Agencies	3133ET5B9	FFCB 3.500 12/22/2026	37,000,000	107,917	1,288	-	109,205
Federal Agencies	3133ET5B9	FFCB 3.500 12/22/2026	15,000,000	43,750	522	-	44,272
Federal Agencies	3133EN5N6	FFCB 4.000 01/06/2028	50,000,000	166,667	-20,088	-	146,579
Federal Agencies	3134HCKN8	FHLMC 4.035 06/24/2030	25,000,000	84,063	-	-	84,063
Federal Agencies	3134HCKN8	FHLMC 4.035 06/24/2030	25,000,000	84,063	-	-	84,063
Federal Agencies	3134HCKN8	FHLMC 4.035 06/24/2030	25,000,000	84,063	-	-	84,063
Federal Agencies	3134HCKN8	FHLMC 4.035 06/24/2030	50,000,000	168,125	-	-	168,125
Federal Agencies	3134HCKN8	FHLMC 4.035 06/24/2030	25,000,000	84,063	-	-	84,063
Federal Agencies	3133ET4Y0	FFCB 3.500 09/22/2028	10,000,000	29,167	74	-	29,241
Federal Agencies	3133ET4Y0	FFCB 3.500 09/22/2028	20,000,000	58,333	148	-	58,481
Federal Agencies	3133ET6K8	FFCB 3.375 01/07/2028	46,000,000	129,375	3,809	-	133,184
Federal Agencies	3133ET6K8	FFCB 3.375 01/07/2028	30,000,000	84,375	2,484	-	86,859
Federal Agencies	3133ET6R3	FFCB 3.375 10/08/2027	15,000,000	42,188	1,086	-	43,273
Federal Agencies	313385ZG4	FHDN 0.000 07/13/2026	15,000,000	-	44,627	-	44,627
Federal Agencies	313385ZS8	FHDN 0.000 07/23/2026	15,000,000	-	44,563	-	44,563
Federal Agencies	313385ZT6	FHDN 0.000 07/24/2026	50,000,000	-	148,972	-	148,972
Federal Agencies	3136GCEC5	FNMA 4.110 07/01/2030	50,000,000	171,250	-	-	171,250
Federal Agencies	3136GCEC5	FNMA 4.110 07/01/2030	25,000,000	85,625	-	-	85,625
Federal Agencies	3136GCEC5	FNMA 4.110 07/01/2030	25,000,000	85,625	-	-	85,625
Federal Agencies	3136GCEC5	FNMA 4.110 07/01/2030	25,000,000	85,625	-	-	85,625
Federal Agencies	3136GCEC5	FNMA 4.110 07/01/2030	25,000,000	85,625	-	-	85,625
Federal Agencies	3133EJ5J4	FFCB 3.190 01/16/2029	10,000,000	26,583	3,049	-	29,633
Federal Agencies	3136GCFD2	FNMA 4.060 01/16/2030	50,000,000	169,167	-	-	169,167
Federal Agencies	3136GCFD2	FNMA 4.060 01/16/2030	25,000,000	84,583	-	-	84,583
Federal Agencies	3136GCFD2	FNMA 4.060 01/16/2030	25,000,000	84,583	-	-	84,583
Federal Agencies	3136GCFD2	FNMA 4.060 01/16/2030	25,000,000	84,583	-	-	84,583
Federal Agencies	3136GCFD2	FNMA 4.060 01/16/2030	25,000,000	84,583	-	-	84,583
Federal Agencies	313385B47	FHDN 0.000 08/10/2026	25,000,000	-	74,809	-	74,809
Federal Agencies	313385B62	FHDN 0.000 08/12/2026	51,000,000	-	152,610	-	152,610
Federal Agencies	313385A97	FHDN 0.000 08/07/2026	10,000,000	-	29,967	-	29,967
Federal Agencies	3133ET6K8	FFCB 3.375 01/07/2028	23,480,000	66,038	3,272	-	69,309
Federal Agencies	3133EWAU4	FFCB 3.500 01/21/2028	35,000,000	102,083	3,136	-	105,219
Federal Agencies	3133EWAU4	FFCB 3.500 01/21/2028	35,000,000	102,083	3,136	-	105,219
Federal Agencies	313385B88	FHDN 0.000 08/14/2026	22,900,000	-	69,511	-	69,511
Federal Agencies	313385D29	FHDN 0.000 08/24/2026	25,000,000	-	76,101	-	76,101
Federal Agencies	313385D29	FHDN 0.000 08/24/2026	25,000,000	-	76,101	-	76,101

Monthly Investment Earnings

Pooled Fund

Type of Investment	CUSIP	Description	Par Value	Accrued	(Amort.) / Accre.	Unrealized G/L	Total Earnings
Federal Agencies	313385D29	FHDN 0.000 08/24/2026	15,000,000	-	45,660	-	45,660
Federal Agencies	313385G91	FHDN 0.000 09/24/2026	25,000,000	-	75,455	-	75,455
Federal Agencies	313385G91	FHDN 0.000 09/24/2026	25,000,000	-	75,455	-	75,455
Federal Agencies	313385G91	FHDN 0.000 09/24/2026	25,000,000	-	75,455	-	75,455
Federal Agencies	313385D45	FHDN 0.000 08/26/2026	51,000,000	-	155,465	-	155,465
Federal Agencies	3133EWGC8	FFCB 3.500 09/06/2030	36,750,000	107,188	4,155	-	111,343
Federal Agencies	3130B9RC6	FHLB 3.500 03/03/2028	15,000,000	43,750	549	-	44,299
Federal Agencies	3130B9RC6	FHLB 3.500 03/03/2028	50,000,000	145,833	1,829	-	147,662
Federal Agencies	3130B9RC6	FHLB 3.500 03/03/2028	30,000,000	87,500	1,097	-	88,597
Federal Agencies	3130B9RC6	FHLB 3.500 03/03/2028	25,000,000	72,917	914	-	73,831
Federal Agencies	3130B9RC6	FHLB 3.500 03/03/2028	13,000,000	37,917	475	-	38,392
Federal Agencies	313385G67	FHDN 0.000 09/21/2026	50,000,000	-	153,063	-	153,063
Federal Agencies	313385G67	FHDN 0.000 09/21/2026	25,000,000	-	76,531	-	76,531
Federal Agencies	313385G67	FHDN 0.000 09/21/2026	15,585,000	-	47,911	-	47,911
Federal Agencies	313385G67	FHDN 0.000 09/21/2026	40,000,000	-	122,450	-	122,450
Federal Agencies	3133EWJZ4	FFCB 3.875 03/27/2028	25,000,000	80,729	912	-	81,641
Federal Agencies	3133EWJZ4	FFCB 3.875 03/27/2028	25,000,000	80,729	997	-	81,726
Federal Agencies	3133EWJZ4	FFCB 3.875 03/27/2028	25,000,000	80,729	1,039	-	81,768
Federal Agencies	3133EWJZ4	FFCB 3.875 03/27/2028	2,000,000	6,458	83	-	6,541
Federal Agencies	3133EWKC3	FFCB 3.875 03/27/2029	25,000,000	80,729	1,492	-	82,221
Federal Agencies	3133EWKC3	FFCB 3.875 03/27/2029	21,700,000	70,073	1,442	-	71,515
Federal Agencies	3133EWKC3	FFCB 3.875 03/27/2029	50,000,000	161,458	3,323	-	164,782
Federal Agencies	3136GCZU2	FNMA 4.200 03/17/2031	25,000,000	87,500	-	-	87,500
Federal Agencies	3136GCZU2	FNMA 4.200 03/17/2031	25,000,000	87,500	-	-	87,500
Federal Agencies	3136GCZU2	FNMA 4.200 03/17/2031	25,000,000	87,500	-	-	87,500
Federal Agencies	3136GCZU2	FNMA 4.200 03/17/2031	25,000,000	87,500	-	-	87,500
Federal Agencies	3136GCZU2	FNMA 4.200 03/17/2031	50,000,000	175,000	-	-	175,000
Federal Agencies	3136GD2S1	FNMA 4.180 01/07/2030	50,000,000	174,167	-	-	174,167
Federal Agencies	3136GD2S1	FNMA 4.180 01/07/2030	25,000,000	87,083	-	-	87,083
Federal Agencies	3136GD2S1	FNMA 4.180 01/07/2030	25,000,000	87,083	-	-	87,083
Federal Agencies	3136GD2S1	FNMA 4.180 01/07/2030	25,000,000	87,083	-	-	87,083
Federal Agencies	3136GD2S1	FNMA 4.180 01/07/2030	25,000,000	87,083	-	-	87,083
Federal Agencies	3136GD3W1	FNMA 4.250 06/15/2029	50,000,000	177,083	-	-	177,083
Federal Agencies	3136GD3W1	FNMA 4.250 06/15/2029	25,000,000	88,542	-	-	88,542
Federal Agencies	3136GD3W1	FNMA 4.250 06/15/2029	25,000,000	88,542	-	-	88,542
Federal Agencies	3136GD3W1	FNMA 4.250 06/15/2029	25,000,000	88,542	-	-	88,542
Federal Agencies	3136GD3W1	FNMA 4.250 06/15/2029	25,000,000	88,542	-	-	88,542
Federal Agencies	3136GD4S9	FNMA 4.183 07/01/2030	50,000,000	174,292	-	-	174,292
Federal Agencies	3136GD4S9	FNMA 4.183 07/01/2030	25,000,000	87,146	-	-	87,146

Monthly Investment Earnings Pooled Fund

Type of Investment	CUSIP	Description	Par Value	Accrued	(Amort.) / Accre.	Unrealized G/L	Total Earnings
Federal Agencies	3136GD4S9	FNMA 4.183 07/01/2030	25,000,000	87,146	-	-	87,146
Federal Agencies	3136GD4S9	FNMA 4.183 07/01/2030	25,000,000	87,146	-	-	87,146
Federal Agencies	3136GD4S9	FNMA 4.183 07/01/2030	25,000,000	87,146	-	-	87,146
Federal Agencies	3136GD5K5	FNMA 4.125 06/15/2029	25,000,000	85,938	-	-	85,938
Federal Agencies	3136GD5K5	FNMA 4.125 06/15/2029	25,000,000	85,938	-	-	85,938
Federal Agencies	3136GD5K5	FNMA 4.125 06/15/2029	25,000,000	85,938	-	-	85,938
Federal Agencies	3136GD5K5	FNMA 4.125 06/15/2029	25,000,000	85,938	-	-	85,938
Federal Agencies	3136GD5K5	FNMA 4.125 06/15/2029	50,000,000	171,875	-	-	171,875
Federal Agencies	3133EWNE6	FFCB 3.750 05/01/2029	25,000,000	78,125	1,867	-	79,992
Federal Agencies	313385WK8	FHDN 0.000 05/05/2026	-	-	9,972	-	9,972
Federal Agencies	3133EWNE6	FFCB 3.750 05/01/2029	33,950,000	91,948	5,910	-	97,857
Federal Agencies	3133EWNL0	FFCB 3.875 11/03/2028	11,500,000	32,184	1,024	-	33,208
Federal Agencies	3133EWNL0	FFCB 3.875 11/03/2028	5,000,000	13,993	481	-	14,474
Federal Agencies	313385WS1	FHDN 0.000 05/12/2026	-	-	9,889	-	9,889
Federal Agencies	313385WT9	FHDN 0.000 05/13/2026	-	-	9,889	-	9,889
Federal Agencies	313385ZL3	FHDN 0.000 07/17/2026	35,000,000	-	21,058	-	21,058
Subtotals			8,602,384,000	25,317,077	1,884,996	-	27,202,074
Negotiable CDs	96130AZZ4	WSTNY 4.350 05/04/2026	-	45,312	-	-	45,312
Negotiable CDs	96130AC22	WSTNY 4.320 06/15/2026	100,000,000	372,000	-	-	372,000
Negotiable CDs	06418NHV7	BNSHOU 4.270 07/01/2026	100,000,000	367,694	-	-	367,694
Negotiable CDs	06367DRZ0	BMOCHG 4.170 06/01/2026	100,000,000	359,083	-	-	359,083
Negotiable CDs	78015JL88	RY 4.060 07/01/2026	100,000,000	349,611	-	-	349,611
Negotiable CDs	06367DS97	BMOCHG 4.200 06/15/2026	100,000,000	361,667	-	-	361,667
Negotiable CDs	06367DSQ9	BMOCHG 4.000 06/09/2026	46,000,000	158,444	-	-	158,444
Negotiable CDs	06367DSR7	BMOCHG 4.000 06/15/2026	54,000,000	186,000	-	-	186,000
Negotiable CDs	06367DSV8	BMOCHG 3.980 06/17/2026	55,000,000	188,497	-	-	188,497
Negotiable CDs	89115DK96	TDNY 3.850 06/23/2026	50,000,000	165,764	-	-	165,764
Negotiable CDs	89115DKD7	TDNY 3.850 07/01/2026	50,000,000	165,764	-	-	165,764
Negotiable CDs	89115DNLV4	TDNY 3.780 06/15/2026	100,000,000	325,500	-	-	325,500
Negotiable CDs	78015J4M6	RY 4.000 10/23/2026	100,000,000	344,444	-	-	344,444
Negotiable CDs	13606DUD2	CIBCNY 4.050 10/23/2026	100,000,000	348,750	-	-	348,750
Negotiable CDs	89115MA63	TDNY 4.050 09/23/2026	25,000,000	87,188	-	-	87,188
Negotiable CDs	89115MAA4	TDNY 4.050 09/24/2026	50,000,000	174,375	-	-	174,375
Negotiable CDs	89115MAE6	TDNY 4.060 10/05/2026	25,000,000	87,403	-	-	87,403
Negotiable CDs	89115MAJ5	TDNY 4.070 10/23/2026	100,000,000	350,472	-	-	350,472
Negotiable CDs	06367DUX1	BMOCHG 4.000 11/02/2026	100,000,000	344,444	-	-	344,444
Negotiable CDs	06367DUZ6	BMOCHG 4.010 11/04/2026	60,000,000	207,183	-	-	207,183
Negotiable CDs	89115M4K9	TDNY 4.010 11/03/2026	50,000,000	172,653	-	-	172,653

Monthly Investment Earnings

Pooled Fund

Type of Investment	CUSIP	Description	Par Value	Accrued	(Amort.) / Accre.	Unrealized G/L	Total Earnings
Negotiable CDs	13606DUN0	CIBCNY 4.040 01/11/2027	70,000,000	243,522	-	-	243,522
Negotiable CDs	13606DUP5	CIBCNY 4.040 01/13/2027	55,000,000	191,339	-	-	191,339
Negotiable CDs	13606DUU4	CIBCNY 4.000 12/03/2026	60,000,000	206,667	-	-	206,667
Negotiable CDs	13606DUV2	CIBCNY 4.000 12/14/2026	25,000,000	86,111	-	-	86,111
Negotiable CDs	78015J6H5	RY 3.950 12/15/2026	100,000,000	340,139	-	-	340,139
Negotiable CDs	78015J6R3	RY 3.920 12/28/2026	100,000,000	337,556	-	-	337,556
Negotiable CDs	06418NQH8	BNSHOU 3.910 12/16/2026	70,000,000	235,686	-	-	235,686
Negotiable CDs	78015J6V4	RY 3.910 12/30/2026	70,000,000	235,686	-	-	235,686
Negotiable CDs	06418NQJ4	BNSHOU 3.910 12/28/2026	30,000,000	101,008	-	-	101,008
Negotiable CDs	13606DVN9	CIBCNY 3.980 02/08/2027	100,000,000	298,500	-	-	298,500
Negotiable CDs	89115M5L6	TDNY 3.980 02/05/2027	50,000,000	149,250	-	-	149,250
Subtotals			2,195,000,000	7,587,714	-	-	7,587,714
Commercial Paper	89233HEN0	TOYCC 0.000 05/22/2026	-	-	237,417	-	237,417
Commercial Paper	89233HEL4	TOYCC 0.000 05/20/2026	-	-	113,499	-	113,499
Commercial Paper	89233HF33	TOYCC 0.000 06/03/2026	60,000,000	-	201,500	-	201,500
Commercial Paper	89233HG16	TOYCC 0.000 07/01/2026	70,000,000	-	227,850	-	227,850
Commercial Paper	62479MFP3	MUFGBK 0.000 06/23/2026	50,000,000	-	164,472	-	164,472
Commercial Paper	62479MFV0	MUFGBK 0.000 06/29/2026	25,000,000	-	82,236	-	82,236
Commercial Paper	62479MF16	MUFGBK 0.000 06/01/2026	30,000,000	-	98,942	-	98,942
Commercial Paper	62479MFJ7	MUFGBK 0.000 06/18/2026	15,000,000	-	49,342	-	49,342
Commercial Paper	89233HGE8	TOYCC 0.000 07/14/2026	75,000,000	-	242,188	-	242,188
Commercial Paper	89233HGQ1	TOYCC 0.000 07/24/2026	75,000,000	-	241,542	-	241,542
Commercial Paper	89233HGV0	TOYCC 0.000 07/29/2026	50,000,000	-	160,597	-	160,597
Commercial Paper	62479MFF5	MUFGBK 0.000 06/15/2026	65,000,000	-	208,776	-	208,776
Commercial Paper	62479MJP9	MUFGBK 0.000 09/23/2026	100,000,000	-	342,722	-	342,722
Commercial Paper	62479MK77	MUFGBK 0.000 10/07/2026	51,000,000	-	173,471	-	173,471
Commercial Paper	62479MKF9	MUFGBK 0.000 10/15/2026	11,000,000	-	37,415	-	37,415
Commercial Paper	62479ML27	MUFGBK 0.000 11/02/2026	25,000,000	-	84,389	-	84,389
Commercial Paper	62479ML68	MUFGBK 0.000 11/06/2026	15,000,000	-	50,633	-	50,633
Commercial Paper	62479MLP6	MUFGBK 0.000 11/23/2026	90,000,000	-	303,800	-	303,800
Commercial Paper	14912EE78	CATFIN 0.000 05/07/2026	-	-	17,725	-	17,725
Commercial Paper	14912EEK9	CATFIN 0.000 05/19/2026	-	-	168,356	-	168,356
Commercial Paper	14912EEL7	CATFIN 0.000 05/20/2026	-	-	75,030	-	75,030
Commercial Paper	14912EES2	CATFIN 0.000 05/26/2026	-	-	119,651	-	119,651
Commercial Paper	14912EEV5	CATFIN 0.000 05/29/2026	-	-	214,667	-	214,667
Commercial Paper	14912EEV5	CATFIN 0.000 05/29/2026	-	-	105,187	-	105,187
Commercial Paper	02314QFN4	AMZN 0.000 06/22/2026	34,730,000	-	38,521	-	38,521
Commercial Paper	89233HNT7	TOYCC 0.000 01/27/2027	100,000,000	-	110,000	-	110,000

Monthly Investment Earnings Pooled Fund

Type of Investment	CUSIP	Description	Par Value	Accrued	(Amort.) / Accre.	Unrealized G/L	Total Earnings
Commercial Paper	62479MNR0	MUFGBK 0.000 01/25/2027	15,000,000	-	9,775	-	9,775
Commercial Paper	62479MNU3	MUFGBK 0.000 01/28/2027	25,000,000	-	16,333	-	16,333
Subtotals			981,730,000	-	3,896,036	-	3,896,036
Medium Term Notes	594918CN2	MSFT 3.400 09/15/2026	6,452,000	18,281	7,033	-	25,314
Medium Term Notes	594918CN2	MSFT 3.400 09/15/2026	13,009,000	36,859	14,105	-	50,963
Medium Term Notes	24422EXV6	DE 4.200 07/15/2027	10,000,000	35,000	42	-	35,042
Medium Term Notes	14913UAN0	CAT 4.450 10/16/2026	18,385,000	68,178	-8,805	-	59,373
Medium Term Notes	037833CJ7	AAPL 3.350 02/09/2027	50,000,000	139,583	14,684	-	154,268
Medium Term Notes	89236TMY8	TOYOTA 4.600 01/08/2027	40,000,000	153,333	936	-	154,269
Medium Term Notes	24422EYD5	DE 4.250 06/05/2028	25,000,000	88,542	629	-	89,171
Subtotals			162,846,000	539,776	28,624	-	568,399
Money Market Funds	09248U718	BlackRock Liquidity Funds T-Fund	14,825,100	43,959	-	-	43,959
Money Market Funds	31607A703	Fidelity Govt Portfolio	639,607,353	1,914,322	-	-	1,914,322
Money Market Funds	608919718	Federated Hermes Govt Obligations Fund	431,717,528	987,198	-	-	987,198
Money Market Funds	262006208	Dreyfus Government Cash Management	15,423,639	45,735	-	-	45,735
Money Market Funds	85749T517	State Street Institutional U.S. Govt MMF	31,250,201	93,148	-	-	93,148
Money Market Funds	61747C319	Morgan Stanley Institutional Liquidity Fund	293,511,465	231,949	-	-	231,949
Subtotals			1,426,335,286	3,316,311	-	-	3,316,311
Supranationals	4581X0EN4	IADB 4.125 02/15/2029	25,000,000	85,938	6,469	-	92,407
Supranationals	459058KJ1	IBRD 3.125 06/15/2027	12,323,000	32,091	11,335	-	43,426
Supranationals	4581X0EN4	IADB 4.125 02/15/2029	50,000,000	171,875	3,204	-	175,079
Supranationals	459058KC6	IBRD 0.700 11/16/2026	55,000,000	103,125	69,548	-	172,673
Subtotals			142,323,000	393,029	90,556	-	483,584
Secured Bank Deposit	0660P0999	Bank of America TTX INV Deposit Acct	167,163,449	509,550	-	-	509,550
Subtotals			167,163,449	509,550	-	-	509,550
Grand Totals			19,111,781,735	52,924,299	6,470,250	-	59,394,549

Investment Transactions

Pooled Fund

Accounting ID	Transaction Type	Cusip	Description	Price	Settlement Date	Posted Date	Par Value	Principal	Accrued Interest	Total
59121	Buy	3133EWNE6	FFCB 3.750 05/01/2029	99.73600	05/01/2026	05/01/2026	25,000,000	24,934,000	-	24,934,000
59122	Buy	14912EEK9	CATFIN 0.000 05/19/2026	99.84625	05/04/2026	05/04/2026	109,500,000	109,331,644	-	109,331,644
59123	Buy	313385WK8	FHDN 0.000 05/05/2026	99.99003	05/04/2026	05/04/2026	100,000,000	99,990,028	-	99,990,028
59124	Buy	91282CQK0	T 3.875 04/30/2031	99.06250	05/05/2026	05/05/2026	55,000,000	54,484,375	28,957	54,513,332
59125	Buy	3133EWNE6	FFCB 3.750 05/01/2029	99.29600	05/05/2026	05/05/2026	33,950,000	33,710,992	14,146	33,725,138
59126	Buy	3133EWNL0	FFCB 3.875 11/03/2028	99.69900	05/05/2026	05/05/2026	11,500,000	11,465,385	1,238	11,466,623
59127	Buy	3133EWNL0	FFCB 3.875 11/03/2028	99.67500	05/05/2026	05/05/2026	5,000,000	4,983,750	538	4,984,288
59128	Buy	14912EEL7	CATFIN 0.000 05/20/2026	99.84625	05/05/2026	05/05/2026	48,800,000	48,724,970	-	48,724,970
59129	Buy	13606DVN9	CIBCNY 3.980 02/08/2027	100.00000	05/05/2026	05/05/2026	100,000,000	100,000,000	-	100,000,000
59130	Buy	89115M5L6	TDNY 3.980 02/05/2027	100.00000	05/05/2026	05/05/2026	50,000,000	50,000,000	-	50,000,000
59131	Buy	14912EES2	CATFIN 0.000 05/26/2026	99.79556	05/06/2026	05/06/2026	58,525,000	58,405,349	-	58,405,349
59132	Buy	14912EEV5	CATFIN 0.000 05/29/2026	99.78533	05/08/2026	05/08/2026	100,000,000	99,785,333	-	99,785,333
59133	Buy	14912EEV5	CATFIN 0.000 05/29/2026	99.78533	05/08/2026	05/08/2026	49,000,000	48,894,813	-	48,894,813
59134	Buy	313385WS1	FHDN 0.000 05/12/2026	99.99011	05/11/2026	05/11/2026	100,000,000	99,990,111	-	99,990,111
59135	Buy	313385WT9	FHDN 0.000 05/13/2026	99.99011	05/12/2026	05/12/2026	100,000,000	99,990,111	-	99,990,111
59136	Buy	02314QFN4	AMZN 0.000 06/22/2026	99.67733	05/21/2026	05/21/2026	34,730,000	34,617,938	-	34,617,938
59137	Buy	91282CLR0	T 4.125 10/31/2029	99.73828	05/22/2026	05/22/2026	50,000,000	49,869,141	123,302	49,992,442
59138	Buy	91282CJF9	T 4.875 10/31/2028	101.66406	05/22/2026	05/22/2026	50,000,000	50,832,031	145,720	50,977,751
59139	Buy	89233HNT7	TOYCC 0.000 01/27/2027	97.25000	05/22/2026	05/22/2026	100,000,000	97,250,000	-	97,250,000
59140	Buy	62479MNR0	MUFGBK 0.000 01/25/2027	97.34989	05/26/2026	05/26/2026	15,000,000	14,602,483	-	14,602,483
59141	Buy	62479MNU3	MUFGBK 0.000 01/28/2027	97.31044	05/26/2026	05/26/2026	25,000,000	24,327,611	-	24,327,611
59142	Buy	313385ZL3	FHDN 0.000 07/17/2026	99.47856	05/26/2026	05/26/2026	35,000,000	34,817,494	-	34,817,494
Activity Total							1,256,005,000	1,251,007,560	313,901	1,251,321,461

Investment Transactions

Pooled Fund

Accounting ID	Transaction Type	Cusip	Description	Price	Settlement Date	Posted Date	Par Value	Principal	Accrued Interest	Total
58677	Maturity	96130AZZ4	WSTNY 4.350 05/04/2026	100.00000	05/04/2026	05/04/2026	125,000,000	125,000,000	-	125,000,000
59123	Maturity	313385WK8	FHDN 0.000 05/05/2026	100.00000	05/05/2026	05/05/2026	100,000,000	100,000,000	-	100,000,000
59113	Maturity	14912EE78	CATFIN 0.000 05/07/2026	100.00000	05/07/2026	05/07/2026	28,900,000	28,900,000	-	28,900,000
58857	Maturity	313385WN2	FHDN 0.000 05/08/2026	100.00000	05/08/2026	05/08/2026	25,000,000	25,000,000	-	25,000,000
59134	Maturity	313385WS1	FHDN 0.000 05/12/2026	100.00000	05/12/2026	05/12/2026	100,000,000	100,000,000	-	100,000,000
59135	Maturity	313385WT9	FHDN 0.000 05/13/2026	100.00000	05/13/2026	05/13/2026	100,000,000	100,000,000	-	100,000,000
58994	Maturity	912797QN0	B 0.000 05/14/2026	100.00000	05/14/2026	05/14/2026	25,000,000	25,000,000	-	25,000,000
47103	Maturity	912828R36	T 1.625 05/15/2026	100.00000	05/15/2026	05/15/2026	50,000,000	50,000,000	-	50,000,000
47147	Maturity	912828R36	T 1.625 05/15/2026	100.00000	05/15/2026	05/15/2026	50,000,000	50,000,000	-	50,000,000
58858	Maturity	91282CHB0	T 3.625 05/15/2026	100.00000	05/15/2026	05/15/2026	25,000,000	25,000,000	-	25,000,000
59122	Maturity	14912EEK9	CATFIN 0.000 05/19/2026	100.00000	05/19/2026	05/19/2026	109,500,000	109,500,000	-	109,500,000
59128	Maturity	14912EEL7	CATFIN 0.000 05/20/2026	100.00000	05/20/2026	05/20/2026	48,800,000	48,800,000	-	48,800,000
58810	Maturity	89233HEL4	TOYCC 0.000 05/20/2026	100.00000	05/20/2026	05/20/2026	55,000,000	55,000,000	-	55,000,000
58795	Maturity	89233HENO	TOYCC 0.000 05/22/2026	100.00000	05/22/2026	05/22/2026	100,000,000	100,000,000	-	100,000,000
59131	Maturity	14912EES2	CATFIN 0.000 05/26/2026	100.00000	05/26/2026	05/26/2026	58,525,000	58,525,000	-	58,525,000
58915	Maturity	912797SW8	B 0.000 05/28/2026	100.00000	05/28/2026	05/28/2026	30,000,000	30,000,000	-	30,000,000
59132	Maturity	14912EEV5	CATFIN 0.000 05/29/2026	100.00000	05/29/2026	05/29/2026	100,000,000	100,000,000	-	100,000,000
59133	Maturity	14912EEV5	CATFIN 0.000 05/29/2026	100.00000	05/29/2026	05/29/2026	49,000,000	49,000,000	-	49,000,000
Activity Total							1,179,725,000	1,179,725,000	-	1,179,725,000

Interest Received Pooled Fund

Accounting ID	Transaction Type	Cusip	Description	Date Posted	Interest Received	Purchased Interest Adjustment	Net Interest
58524	Interest Income	3133ER2Z3	FFCB 4.250 11/03/2027	05/04/2026	889,950.00	0.00	889,950.00
58525	Interest Income	3133ER2Z3	FFCB 4.250 11/03/2027	05/04/2026	106,250.00	0.00	106,250.00
58677	Interest Income	96130AZZ4	WSTNY 4.350 05/04/2026	05/04/2026	5,346,875.00	0.00	5,346,875.00
57936	Interest Income	3133ERDS7	FFCB 4.750 05/06/2027	05/06/2026	302,266.25	0.00	302,266.25
58880	Interest Income	3136GC2P9	FNMA 4.050 11/07/2029	05/07/2026	506,250.00	0.00	506,250.00
58881	Interest Income	3136GC2P9	FNMA 4.050 11/07/2029	05/07/2026	506,250.00	0.00	506,250.00
58882	Interest Income	3136GC2P9	FNMA 4.050 11/07/2029	05/07/2026	1,012,500.00	0.00	1,012,500.00
58883	Interest Income	3136GC2P9	FNMA 4.050 11/07/2029	05/07/2026	506,250.00	0.00	506,250.00
58884	Interest Income	3136GC2P9	FNMA 4.050 11/07/2029	05/07/2026	506,250.00	0.00	506,250.00
58691	Interest Income	3133ETJS7	FFCB 4.000 11/10/2026	05/11/2026	252,000.00	0.00	252,000.00
57800	Interest Income	3133EPC45	FFCB 4.625 11/13/2028	05/13/2026	277,500.00	0.00	277,500.00
57801	Interest Income	3133EPC45	FFCB 4.625 11/13/2028	05/13/2026	462,500.00	0.00	462,500.00
57802	Interest Income	3133EPC45	FFCB 4.625 11/13/2028	05/13/2026	1,271,875.00	0.00	1,271,875.00
58858	Interest Income	91282CHB0	T 3.625 05/15/2026	05/15/2026	453,125.00	0.00	453,125.00
47147	Interest Income	912828R36	T 1.625 05/15/2026	05/15/2026	406,250.00	0.00	406,250.00
58885	Interest Income	91282CLX7	T 4.125 11/15/2027	05/15/2026	1,443,750.00	0.00	1,443,750.00
58981	Interest Income	91282CPK1	T 3.500 11/15/2028	05/15/2026	1,085,000.00	437,596.69	647,403.31
57798	Interest Income	3133EPC60	FFCB 4.625 11/15/2027	05/15/2026	646,343.75	0.00	646,343.75
57799	Interest Income	3133EPC60	FFCB 4.625 11/15/2027	05/15/2026	770,062.50	0.00	770,062.50
57904	Interest Income	9128284N7	T 2.875 05/15/2028	05/15/2026	934,375.00	0.00	934,375.00
58547	Interest Income	91282CLX7	T 4.125 11/15/2027	05/15/2026	1,258,125.00	0.00	1,258,125.00
58675	Interest Income	91282CND9	T 3.750 05/15/2028	05/15/2026	1,312,500.00	0.00	1,312,500.00
47103	Interest Income	912828R36	T 1.625 05/15/2026	05/15/2026	406,250.00	0.00	406,250.00
58817	Interest Income	459058KC6	IBRD 0.700 11/16/2026	05/18/2026	618,750.00	0.00	618,750.00
47210	Interest Income	3130APPR0	FHLB 1.430 10/19/2026	05/18/2026	178,750.00	0.00	178,750.00
47211	Interest Income	3130APPR0	FHLB 1.430 10/19/2026	05/18/2026	178,750.00	0.00	178,750.00
47212	Interest Income	3130APPR0	FHLB 1.430 10/19/2026	05/18/2026	178,750.00	0.00	178,750.00
47213	Interest Income	3130APPR0	FHLB 1.430 10/19/2026	05/18/2026	178,750.00	0.00	178,750.00
47222	Interest Income	3130AQ7L1	FHLB 1.605 11/16/2026	05/18/2026	200,625.00	0.00	200,625.00
47223	Interest Income	3130AQ7L1	FHLB 1.605 11/16/2026	05/18/2026	200,625.00	0.00	200,625.00
47224	Interest Income	3130AQ7L1	FHLB 1.605 11/16/2026	05/18/2026	200,625.00	0.00	200,625.00
47225	Interest Income	3130AQ7L1	FHLB 1.605 11/16/2026	05/18/2026	200,625.00	0.00	200,625.00
57509	Interest Income	3133EN2L3	FFCB 4.125 05/17/2027	05/18/2026	433,125.00	0.00	433,125.00
57510	Interest Income	3133EN2L3	FFCB 4.125 05/17/2027	05/18/2026	103,125.00	0.00	103,125.00
57511	Interest Income	3133EN2L3	FFCB 4.125 05/17/2027	05/18/2026	95,906.25	0.00	95,906.25
57512	Interest Income	3133EN2L3	FFCB 4.125 05/17/2027	05/18/2026	515,625.00	0.00	515,625.00
57803	Interest Income	3130AXU63	FHLB 4.625 11/17/2026	05/18/2026	1,156,250.00	0.00	1,156,250.00
57820	Interest Income	3133EPP66	FFCB 4.000 05/20/2027	05/20/2026	620,000.00	0.00	620,000.00
57821	Interest Income	3133EPP66	FFCB 4.000 05/20/2027	05/20/2026	1,177,000.00	0.00	1,177,000.00
58433	Interest Income	3130B3GD9	FHLB 4.000 11/27/2028	05/27/2026	940,500.00	0.00	940,500.00
58913	Interest Income	3133ET2S5	FFCB 3.375 11/28/2028	05/28/2026	590,625.00	36,093.75	554,531.25
Activity Total					28,430,904	473,690	27,957,213

Cash Activity Pooled Fund

Accounting ID	Description	Activity Date	Transaction	Amount
31607A703	Fidelity Govt Portfolio	05/01/2026	Withdrawal	-60,000,000
608919718	Federated Hermes Govt Obligations Fund	05/04/2026	Withdrawal	-145,000,000
31607A703	Fidelity Govt Portfolio	05/05/2026	Withdrawal	-100,000,000
608919718	Federated Hermes Govt Obligations Fund	05/05/2026	Withdrawal	-75,000,000
608919718	Federated Hermes Govt Obligations Fund	05/06/2026	Withdrawal	-115,000,000
31607A703	Fidelity Govt Portfolio	05/07/2026	Deposit	30,000,000
31607A703	Fidelity Govt Portfolio	05/08/2026	Withdrawal	-65,000,000
608919718	Federated Hermes Govt Obligations Fund	05/08/2026	Withdrawal	-100,000,000
608919718	Federated Hermes Govt Obligations Fund	05/11/2026	Withdrawal	-115,000,000
31607A703	Fidelity Govt Portfolio	05/12/2026	Deposit	30,000,000
31607A703	Fidelity Govt Portfolio	05/13/2026	Deposit	80,000,000
31607A703	Fidelity Govt Portfolio	05/14/2026	Deposit	40,000,000
31607A703	Fidelity Govt Portfolio	05/15/2026	Deposit	70,000,000
608919718	Federated Hermes Govt Obligations Fund	05/15/2026	Deposit	100,000,000
31607A703	Fidelity Govt Portfolio	05/18/2026	Withdrawal	-125,000,000
61747C319	Morgan Stanley Institutional Liquidity Fund	05/19/2026	Deposit	145,000,000
61747C319	Morgan Stanley Institutional Liquidity Fund	05/20/2026	Deposit	35,000,000
61747C319	Morgan Stanley Institutional Liquidity Fund	05/21/2026	Withdrawal	-40,000,000
61747C319	Morgan Stanley Institutional Liquidity Fund	05/22/2026	Withdrawal	-115,000,000
608919718	Federated Hermes Govt Obligations Fund	05/26/2026	Deposit	60,000,000
608919718	Federated Hermes Govt Obligations Fund	05/27/2026	Deposit	25,000,000
608919718	Federated Hermes Govt Obligations Fund	05/28/2026	Deposit	30,000,000
61747C319	Morgan Stanley Institutional Liquidity Fund	05/28/2026	Deposit	90,000,000
09248U718	BlackRock Liquidity Funds T-Fund	05/29/2026	Interest Received	43,959
31607A703	Fidelity Govt Portfolio	05/29/2026	Interest Received	1,914,322
608919718	Federated Hermes Govt Obligations Fund	05/29/2026	Deposit	70,000,000
608919718	Federated Hermes Govt Obligations Fund	05/29/2026	Interest Received	987,198
262006208	Dreyfus Government Cash Management	05/29/2026	Interest Received	45,735
85749T517	State Street Institutional U.S. Govt MMF	05/29/2026	Interest Received	93,148
61747C319	Morgan Stanley Institutional Liquidity Fund	05/29/2026	Deposit	150,000,000
61747C319	Morgan Stanley Institutional Liquidity Fund	05/29/2026	Interest Received	231,949
0660P0999	Bank of America TTX INV Deposit Acct	05/29/2026	Interest Received	509,550
Activity Total				-96,174,139