

**Office of the Treasurer & Tax Collector
City and County of San Francisco**



José Cisneros, Treasurer

Tajel Shah, Chief Assistant Treasurer
Hubert R White, III CFA, CTP, Chief Investment Officer

Investment Report for the month of June 2022

July 15, 2022

**The Honorable London N. Breed
Mayor of San Francisco
City Hall, Room 200
1 Dr. Carlton B. Goodlett Place
San Francisco, CA 94102-4638**

**The Honorable Board of Supervisors
City and County of San Francisco
City Hall, Room 244
1 Dr. Carlton B. Goodlett Place
San Francisco, CA 94102-4638**

Colleagues,

In accordance with the provisions of California State Government Code, Section 53646, we forward this report detailing the City's pooled fund portfolio as of June 30, 2022. These investments provide sufficient liquidity to meet expenditure requirements for the next six months and are in compliance with our statement of investment policy and California Code.

This correspondence and its attachments show the investment activity for the month of June 2022 for the portfolios under the Treasurer's management. All pricing and valuation data is obtained from Interactive Data Corporation.

CCSF Pooled Fund Investment Earnings Statistics *

| <i>(in \$ million)</i> | Current Month | | Prior Month | |
|------------------------|----------------------|------------------|--------------------|-----------------|
| | Fiscal YTD | June 2022 | Fiscal YTD | May 2022 |
| Average Daily Balance | \$ 13,633 | \$ 14,913 | \$ 13,518 | \$ 14,875 |
| Net Earnings | 81.63 | 11.21 | 70.42 | 9.85 |
| Earned Income Yield | 0.60% | 0.91% | 0.57% | 0.78% |

CCSF Pooled Fund Statistics *

| <i>(in \$ million)</i> | % of Portfolio | Book Value | Market Value | Wtd. Avg. Coupon | Wtd. Avg. YTM | WAM |
|------------------------|-----------------------|--------------------|---------------------|-------------------------|----------------------|------------|
| Investment Type | | | | | | |
| U.S. Treasuries | 29.28% | \$ 4,482.7 | \$ 4,253.4 | 0.83% | 0.77% | 879 |
| Federal Agencies | 31.60% | 4,761.8 | 4,590.1 | 1.12% | 1.11% | 832 |
| Public Time Deposits | 0.28% | 40.0 | 40.0 | 1.41% | 1.41% | 123 |
| Negotiable CDs | 13.45% | 1,960.0 | 1,953.3 | 1.26% | 1.26% | 143 |
| Commercial Paper | 4.67% | 676.9 | 677.9 | 0.00% | 1.32% | 56 |
| Money Market Funds | 16.80% | 2,440.7 | 2,440.7 | 1.08% | 1.08% | 1 |
| Supranationals | 3.93% | 596.2 | 570.7 | 0.31% | 0.80% | 674 |
| Totals | 100.0% | \$ 14,958.3 | \$ 14,526.2 | 1.01% | 1.03% | 569 |

In the remainder of this report, we provide additional information and analytics at the security-level and portfolio-level, as recommended by the California Debt and Investment Advisory Commission.

Respectfully,

**José Cisneros
Treasurer**

cc: Treasury Oversight Committee: Aimee Brown, Kevin Kone, Brenda Kwee McNulty, Meghan Wallace
Ben Rosenfield - Contoller, Office of the Contoller
Mark de la Rosa - Director of Audits, Office of the Contoller
Mayor's Office of Public Policy and Finance
San Francisco County Transportation Authority
San Francisco Public Library
San Francisco Health Service System

Portfolio Summary

Pooled Fund

As of June 30, 2022

| <i>(in \$ million)</i> | | | | | | | |
|--|--------------------|--------------------|---------------------|--------------------------|-----------------------------|-------------------------------|-------------------|
| Security Type | Par Value | Book Value | Market Value | Market/Book Price | Current % Allocation | Max. Policy Allocation | Compliant? |
| U.S. Treasuries | \$ 4,475.0 | \$ 4,482.7 | \$ 4,253.4 | 94.89 | 29.28% | 100% | Yes |
| Federal Agencies | 4,760.3 | 4,761.8 | 4,590.1 | 96.39 | 31.60% | 100% | Yes |
| State & Local Government | | | | | | | |
| Agency Obligations | - | - | - | - | 0.00% | 20% | Yes |
| Public Time Deposits | 40.0 | 40.0 | 40.0 | 100.00 | 0.28% | 100% | Yes |
| Negotiable CDs | 1,960.0 | 1,960.0 | 1,953.3 | 99.66 | 13.45% | 30% | Yes |
| Bankers Acceptances | - | - | - | - | 0.00% | 40% | Yes |
| Commercial Paper | 680.0 | 676.9 | 677.9 | - | 4.67% | 25% | Yes |
| Medium Term Notes | - | - | - | - | 0.00% | 30% | Yes |
| Repurchase Agreements | - | - | - | - | 0.00% | 10% | Yes |
| Reverse Repurchase/ Securities Lending Agreements | - | - | - | - | 0.00% | \$75mm | Yes |
| Money Market Funds - Government | 2,440.7 | 2,440.7 | 2,440.7 | 100.00 | 16.80% | 20% | Yes |
| LAIF | - | - | - | - | 0.00% | \$50mm | Yes |
| Supranationals | 588.5 | 596.2 | 570.7 | 95.74 | 3.93% | 30% | Yes |
| TOTAL | \$ 14,944.6 | \$ 14,958.3 | \$ 14,526.2 | 97.11 | 100.00% | - | Yes |

The City and County of San Francisco uses the following methodology to determine compliance: Compliance is pre-trade and calculated on a par value basis of the overall portfolio value. Cash balances are included in the City's compliance calculations.

Please note the information in this report does not include cash balances. Due to fluctuations in the market value of the securities held in the Pooled Fund and changes in the City's cash position, the allocation limits may be exceeded on a post-trade compliance basis. In these instances, no compliance violation has occurred, as the policy limits were not exceeded prior to trade execution. The full Investment Policy can be found at <https://sftreasurer.org/banking-investments/investments>

Totals may not add due to rounding.

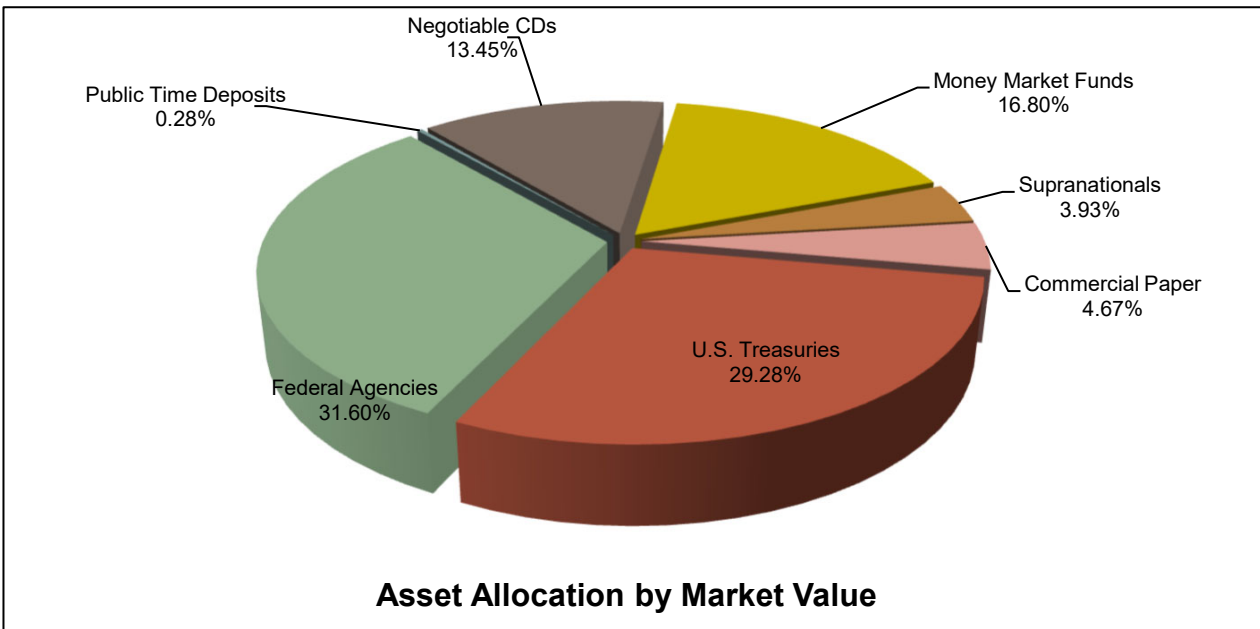
City and County of San Francisco

Pooled Fund Portfolio Statistics

For the month ended June 30, 2022

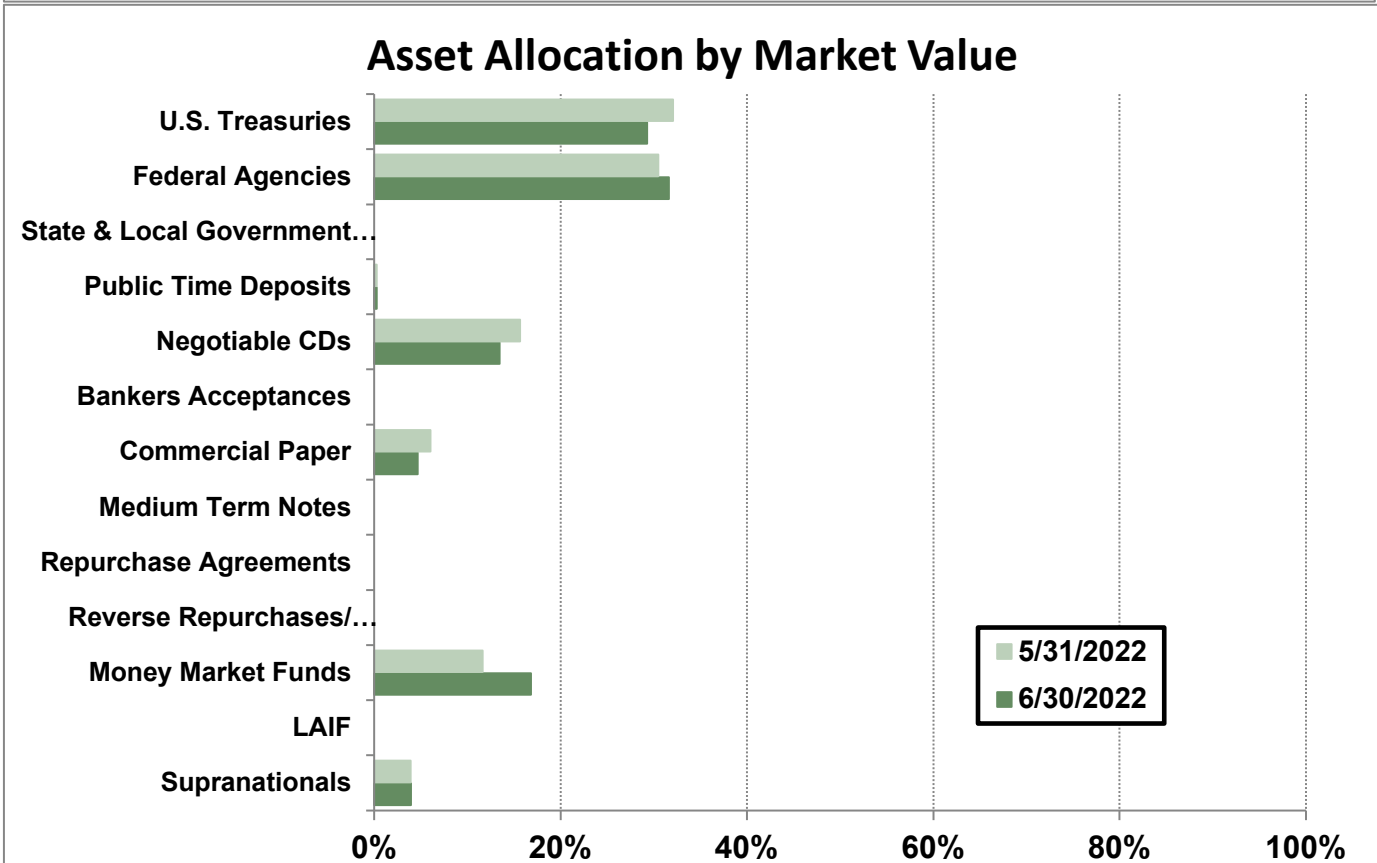
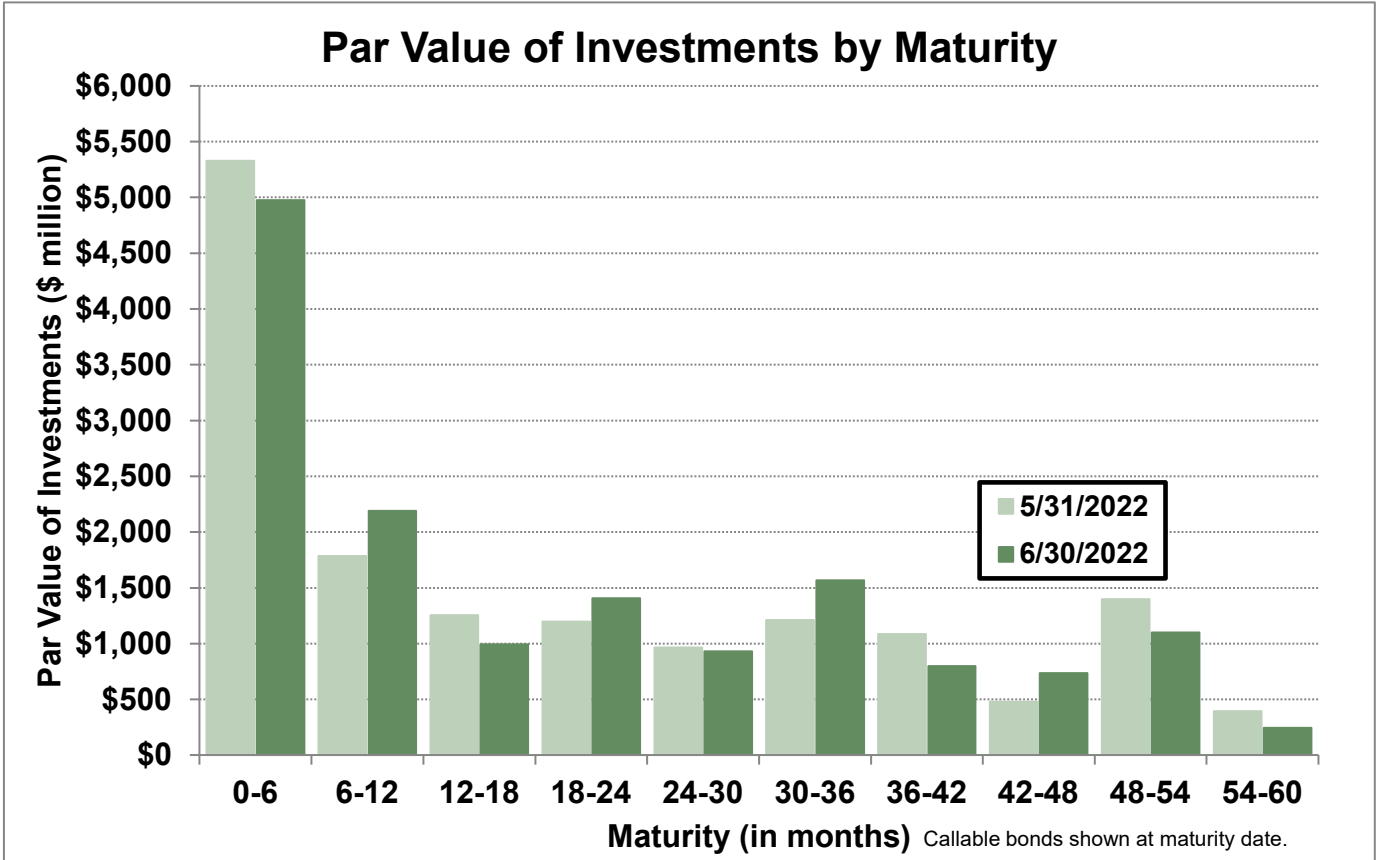
| | |
|---------------------------|------------------|
| Average Daily Balance | \$14,913,233,332 |
| Net Earnings | \$11,212,819 |
| Earned Income Yield | 0.91% |
| Weighted Average Maturity | 569 days |

| Investment Type | (\$ million) | Par Value | Book Value | Market Value |
|----------------------|--------------|--------------------|--------------------|--------------------|
| U.S. Treasuries | | \$ 4,475.0 | \$ 4,482.7 | \$ 4,253.4 |
| Federal Agencies | | 4,760.3 | 4,761.8 | 4,590.1 |
| Public Time Deposits | | 40.0 | 40.0 | 40.0 |
| Negotiable CDs | | 1,960.0 | 1,960.0 | 1,953.3 |
| Commercial Paper | | 680.0 | 676.9 | 677.9 |
| Money Market Funds | | 2,440.7 | 2,440.7 | 2,440.7 |
| Supranationals | | 588.5 | 596.2 | 570.7 |
| Total | | \$ 14,944.6 | \$ 14,958.3 | \$ 14,526.2 |



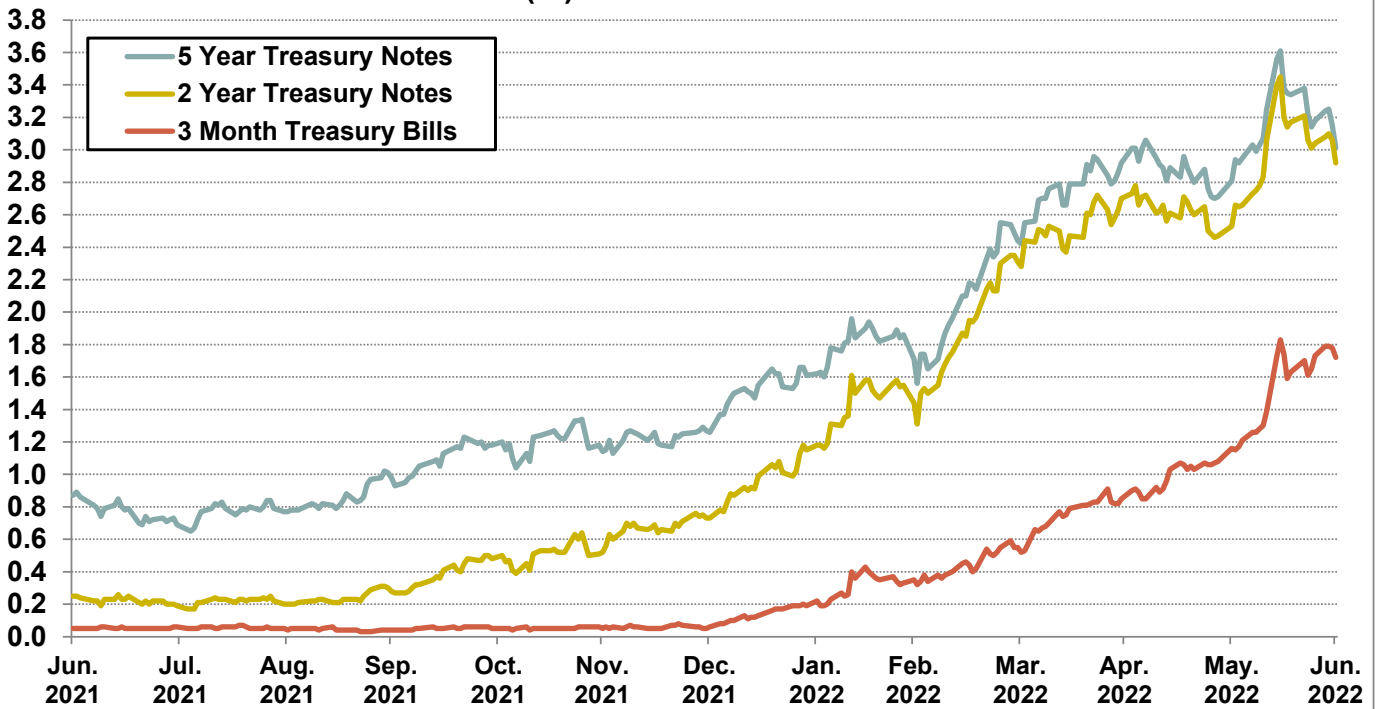
Portfolio Analysis

Pooled Fund



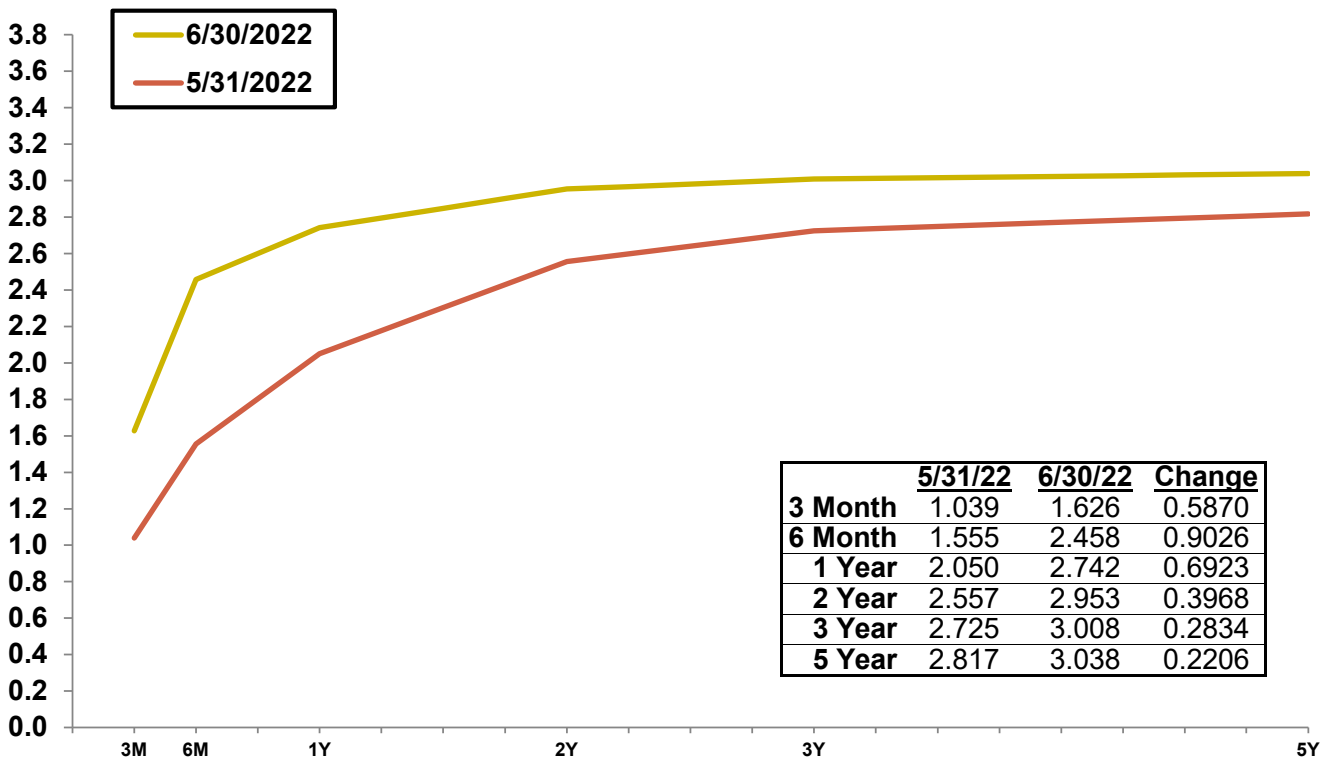
Yield Curves

Yields (%) on Benchmark Indices



Source: Bloomberg

U.S. Treasury Yield Curves



Source: Bloomberg

Investment Inventory

Pooled Fund

As of June 30, 2022

| Type of Investment | CUSIP | Issuer Name | Maturity | | Coupon | Par Value | Book Value | Amortized | |
|--------------------|-----------|---------------|-------------|------------|--------|----------------|----------------|----------------|----------------|
| | | | Settle Date | Date | | | | Book Value | Market Value |
| U.S. Treasuries | 912828YA2 | US TREASURY | 3/30/2021 | 8/15/2022 | 1.50 | \$ 100,000,000 | \$ 101,933,594 | \$ 100,172,986 | \$ 100,006,000 |
| U.S. Treasuries | 91282CAG6 | US TREASURY | 3/30/2021 | 8/31/2022 | 0.13 | 50,000,000 | 50,019,531 | 50,002,296 | 49,880,500 |
| U.S. Treasuries | 912796U56 | TREASURY BILL | 3/29/2022 | 9/22/2022 | 0.00 | 50,000,000 | 49,759,821 | 49,887,374 | 49,813,250 |
| U.S. Treasuries | 912796U64 | TREASURY BILL | 3/31/2022 | 9/29/2022 | 0.00 | 50,000,000 | 49,734,584 | 49,868,750 | 49,795,000 |
| U.S. Treasuries | 912796M89 | TREASURY BILL | 4/7/2022 | 10/6/2022 | 0.00 | 50,000,000 | 49,719,417 | 49,850,458 | 49,766,300 |
| U.S. Treasuries | 912796V63 | TREASURY BILL | 4/21/2022 | 10/20/2022 | 0.00 | 50,000,000 | 49,684,028 | 49,807,292 | 49,705,750 |
| U.S. Treasuries | 912828TY6 | US TREASURY | 4/8/2021 | 11/15/2022 | 1.63 | 50,000,000 | 51,201,172 | 50,280,820 | 49,875,000 |
| U.S. Treasuries | 912796P94 | TREASURY BILL | 12/13/2021 | 12/1/2022 | 0.00 | 50,000,000 | 49,878,019 | 49,947,130 | 49,531,700 |
| U.S. Treasuries | 912828Z86 | US TREASURY | 8/17/2021 | 2/15/2023 | 1.38 | 50,000,000 | 50,923,828 | 50,386,758 | 49,603,500 |
| U.S. Treasuries | 912828Z86 | US TREASURY | 3/3/2022 | 2/15/2023 | 1.38 | 50,000,000 | 50,196,402 | 50,108,933 | 49,603,500 |
| U.S. Treasuries | 912828ZD5 | US TREASURY | 3/18/2021 | 3/15/2023 | 0.50 | 50,000,000 | 50,335,938 | 50,118,756 | 49,224,500 |
| U.S. Treasuries | 91282CBU4 | US TREASURY | 5/4/2021 | 3/31/2023 | 0.13 | 50,000,000 | 49,972,656 | 49,989,275 | 49,025,500 |
| U.S. Treasuries | 912828ZU7 | US TREASURY | 3/12/2021 | 6/15/2023 | 0.25 | 50,000,000 | 50,066,406 | 50,028,092 | 48,748,000 |
| U.S. Treasuries | 912828ZU7 | US TREASURY | 4/8/2021 | 6/15/2023 | 0.25 | 50,000,000 | 50,072,266 | 50,072,605 | 48,748,000 |
| U.S. Treasuries | 912828ZU7 | US TREASURY | 6/24/2021 | 6/15/2023 | 0.25 | 50,000,000 | 49,998,047 | 49,999,055 | 48,748,000 |
| U.S. Treasuries | 912828S35 | US TREASURY | 1/9/2020 | 6/30/2023 | 1.38 | 50,000,000 | 49,605,469 | 49,886,743 | 49,248,000 |
| U.S. Treasuries | 912828S35 | US TREASURY | 6/24/2021 | 6/30/2023 | 1.38 | 50,000,000 | 51,138,672 | 50,563,148 | 49,248,000 |
| U.S. Treasuries | 91282CCK5 | US TREASURY | 6/30/2021 | 6/30/2023 | 0.13 | 50,000,000 | 49,865,234 | 49,932,802 | 48,638,500 |
| U.S. Treasuries | 912828S92 | US TREASURY | 4/1/2021 | 7/31/2023 | 1.25 | 50,000,000 | 51,220,703 | 50,566,601 | 49,119,000 |
| U.S. Treasuries | 912828S92 | US TREASURY | 4/1/2021 | 7/31/2023 | 1.25 | 50,000,000 | 51,218,750 | 50,565,695 | 49,119,000 |
| U.S. Treasuries | 91282CAK7 | US TREASURY | 8/10/2021 | 9/15/2023 | 0.13 | 50,000,000 | 49,886,719 | 49,934,782 | 48,351,500 |
| U.S. Treasuries | 912828WE6 | US TREASURY | 12/17/2019 | 11/15/2023 | 2.75 | 50,000,000 | 51,960,938 | 50,688,867 | 49,877,000 |
| U.S. Treasuries | 91282CBA8 | US TREASURY | 3/19/2021 | 12/15/2023 | 0.13 | 50,000,000 | 49,767,578 | 49,876,475 | 48,010,000 |
| U.S. Treasuries | 91282CBA8 | US TREASURY | 12/9/2021 | 12/15/2023 | 0.13 | 50,000,000 | 49,402,344 | 49,567,998 | 48,010,000 |
| U.S. Treasuries | 91282CBA8 | US TREASURY | 12/15/2021 | 12/15/2023 | 0.13 | 50,000,000 | 49,443,359 | 49,594,339 | 48,010,000 |
| U.S. Treasuries | 9128285Z9 | US TREASURY | 10/4/2021 | 1/31/2024 | 2.50 | 50,000,000 | 52,511,719 | 51,712,939 | 49,658,000 |
| U.S. Treasuries | 91282CDV0 | US TREASURY | 2/23/2022 | 1/31/2024 | 0.88 | 50,000,000 | 49,418,422 | 49,500,950 | 48,416,000 |
| U.S. Treasuries | 91282CDV0 | US TREASURY | 4/11/2022 | 1/31/2024 | 0.88 | 50,000,000 | 48,690,068 | 48,776,616 | 48,416,000 |
| U.S. Treasuries | 912828B66 | US TREASURY | 4/11/2022 | 2/15/2024 | 2.75 | 50,000,000 | 50,458,909 | 50,220,000 | 49,859,500 |
| U.S. Treasuries | 91282CBR1 | US TREASURY | 3/8/2022 | 3/15/2024 | 0.25 | 50,000,000 | 48,708,984 | 48,910,159 | 47,777,500 |
| U.S. Treasuries | 91282CCC3 | US TREASURY | 7/2/2021 | 5/15/2024 | 0.25 | 50,000,000 | 49,718,750 | 49,816,436 | 47,560,500 |
| U.S. Treasuries | 912828XT2 | US TREASURY | 7/6/2021 | 5/31/2024 | 2.00 | 50,000,000 | 52,263,672 | 51,494,878 | 49,136,500 |
| U.S. Treasuries | 91282CCL3 | US TREASURY | 8/6/2021 | 7/15/2024 | 0.38 | 50,000,000 | 49,998,047 | 49,998,645 | 47,469,000 |
| U.S. Treasuries | 91282CCL3 | US TREASURY | 8/9/2021 | 7/15/2024 | 0.38 | 50,000,000 | 49,960,938 | 49,972,828 | 47,469,000 |
| U.S. Treasuries | 91282CCL3 | US TREASURY | 4/12/2022 | 7/15/2024 | 0.38 | 50,000,000 | 47,617,328 | 47,807,682 | 47,469,000 |
| U.S. Treasuries | 912828Y87 | US TREASURY | 3/30/2021 | 7/31/2024 | 1.75 | 50,000,000 | 52,210,938 | 51,380,249 | 48,787,000 |
| U.S. Treasuries | 91282CCT6 | US TREASURY | 8/25/2021 | 8/15/2024 | 0.38 | 50,000,000 | 49,898,438 | 49,927,429 | 47,342,000 |
| U.S. Treasuries | 912828YM6 | US TREASURY | 4/15/2021 | 10/31/2024 | 1.50 | 50,000,000 | 51,746,094 | 51,150,130 | 48,347,500 |
| U.S. Treasuries | 912828G38 | US TREASURY | 3/9/2021 | 11/15/2024 | 2.25 | 50,000,000 | 53,160,156 | 52,036,389 | 49,181,500 |
| U.S. Treasuries | 912828G38 | US TREASURY | 3/12/2021 | 11/15/2024 | 2.25 | 50,000,000 | 53,228,516 | 52,085,083 | 49,181,500 |
| U.S. Treasuries | 912828YY0 | US TREASURY | 3/15/2021 | 12/31/2024 | 1.75 | 50,000,000 | 52,226,563 | 51,467,252 | 48,502,000 |
| U.S. Treasuries | 912828Z52 | US TREASURY | 3/30/2021 | 1/31/2025 | 1.38 | 50,000,000 | 51,515,625 | 51,020,859 | 48,000,000 |
| U.S. Treasuries | 912828Z52 | US TREASURY | 4/15/2021 | 1/31/2025 | 1.38 | 50,000,000 | 51,507,813 | 51,027,313 | 48,000,000 |
| U.S. Treasuries | 912828ZC7 | US TREASURY | 3/15/2021 | 2/28/2025 | 1.13 | 50,000,000 | 51,011,719 | 50,680,776 | 47,636,500 |
| U.S. Treasuries | 912828ZC7 | US TREASURY | 3/31/2021 | 2/28/2025 | 1.13 | 50,000,000 | 50,998,047 | 50,679,091 | 47,636,500 |
| U.S. Treasuries | 912828ZF0 | US TREASURY | 4/15/2021 | 3/31/2025 | 0.50 | 50,000,000 | 49,779,297 | 49,846,759 | 46,713,000 |
| U.S. Treasuries | 912828ZF0 | US TREASURY | 4/19/2021 | 3/31/2025 | 0.50 | 50,000,000 | 49,839,844 | 49,888,490 | 46,713,000 |
| U.S. Treasuries | 912828ZL7 | US TREASURY | 5/18/2021 | 4/30/2025 | 0.38 | 50,000,000 | 49,615,234 | 49,724,291 | 46,453,000 |
| U.S. Treasuries | 912828XB1 | US TREASURY | 9/2/2021 | 5/15/2025 | 2.13 | 50,000,000 | 52,849,609 | 52,212,613 | 48,824,000 |

Investment Inventory

Pooled Fund

| Type of Investment | CUSIP | Issuer Name | Settle Date | Maturity | | Coupon | Par Value | Book Value | Amortized | |
|--------------------|-----------|--------------------------|-------------|------------|--|-------------|-------------------------|-------------------------|-------------------------|-------------------------|
| | | | | Date | | | | | Book Value | Market Value |
| U.S. Treasuries | 912828ZW3 | US TREASURY | 3/8/2021 | 6/30/2025 | | 0.25 | 50,000,000 | 49,140,625 | 49,402,530 | 46,086,000 |
| U.S. Treasuries | 912828ZW3 | US TREASURY | 3/9/2021 | 6/30/2025 | | 0.25 | 50,000,000 | 49,042,969 | 49,334,213 | 46,086,000 |
| U.S. Treasuries | 912828ZW3 | US TREASURY | 5/12/2021 | 6/30/2025 | | 0.25 | 50,000,000 | 49,281,250 | 49,478,787 | 46,086,000 |
| U.S. Treasuries | 912828ZW3 | US TREASURY | 5/13/2021 | 6/30/2025 | | 0.25 | 50,000,000 | 49,183,594 | 49,407,578 | 46,086,000 |
| U.S. Treasuries | 912828ZW3 | US TREASURY | 5/18/2021 | 6/30/2025 | | 0.25 | 50,000,000 | 49,253,906 | 49,456,800 | 46,086,000 |
| U.S. Treasuries | 912828ZW3 | US TREASURY | 7/12/2021 | 6/30/2025 | | 0.25 | 50,000,000 | 49,310,547 | 49,478,985 | 46,086,000 |
| U.S. Treasuries | 912828ZW3 | US TREASURY | 8/5/2021 | 6/30/2025 | | 0.25 | 50,000,000 | 49,500,000 | 49,615,789 | 46,086,000 |
| U.S. Treasuries | 912828ZW3 | US TREASURY | 8/6/2021 | 6/30/2025 | | 0.25 | 50,000,000 | 49,406,250 | 49,543,430 | 46,086,000 |
| U.S. Treasuries | 912828ZW3 | US TREASURY | 12/7/2021 | 6/30/2025 | | 0.25 | 50,000,000 | 48,628,906 | 48,846,005 | 46,086,000 |
| U.S. Treasuries | 91282CAB7 | US TREASURY | 8/5/2021 | 7/31/2025 | | 0.25 | 50,000,000 | 49,458,984 | 49,581,605 | 45,959,000 |
| U.S. Treasuries | 91282CAB7 | US TREASURY | 8/6/2021 | 7/31/2025 | | 0.25 | 50,000,000 | 49,363,281 | 49,507,254 | 45,959,000 |
| U.S. Treasuries | 91282CAM3 | US TREASURY | 5/12/2021 | 9/30/2025 | | 0.25 | 50,000,000 | 49,109,375 | 49,340,092 | 45,732,500 |
| U.S. Treasuries | 91282CAM3 | US TREASURY | 7/26/2021 | 9/30/2025 | | 0.25 | 50,000,000 | 49,281,250 | 49,441,286 | 45,732,500 |
| U.S. Treasuries | 91282CAT8 | US TREASURY | 2/25/2021 | 10/31/2025 | | 0.25 | 50,000,000 | 49,298,828 | 49,500,277 | 45,615,500 |
| U.S. Treasuries | 91282CAT8 | US TREASURY | 3/2/2021 | 10/31/2025 | | 0.25 | 50,000,000 | 49,078,125 | 49,078,125 | 45,615,500 |
| U.S. Treasuries | 91282CAT8 | US TREASURY | 3/4/2021 | 10/31/2025 | | 0.25 | 50,000,000 | 49,048,828 | 49,319,314 | 45,615,500 |
| U.S. Treasuries | 91282CBC4 | US TREASURY | 2/25/2021 | 12/31/2025 | | 0.38 | 50,000,000 | 49,455,078 | 49,606,240 | 45,623,000 |
| U.S. Treasuries | 91282CBC4 | US TREASURY | 2/26/2021 | 12/31/2025 | | 0.38 | 50,000,000 | 49,271,484 | 49,473,278 | 45,623,000 |
| U.S. Treasuries | 91282CBW0 | US TREASURY | 6/28/2021 | 4/30/2026 | | 0.75 | 50,000,000 | 49,662,109 | 49,732,479 | 45,959,500 |
| U.S. Treasuries | 91282CBW0 | US TREASURY | 7/2/2021 | 4/30/2026 | | 0.75 | 50,000,000 | 49,730,469 | 49,786,118 | 45,894,500 |
| U.S. Treasuries | 912828R36 | US TREASURY | 7/23/2021 | 5/15/2026 | | 1.63 | 50,000,000 | 52,203,125 | 51,773,033 | 47,443,500 |
| U.S. Treasuries | 912828R36 | US TREASURY | 8/27/2021 | 5/15/2026 | | 1.63 | 50,000,000 | 51,890,625 | 51,552,464 | 47,443,500 |
| U.S. Treasuries | 91282CCJ8 | US TREASURY | 7/2/2021 | 6/30/2026 | | 0.88 | 50,000,000 | 49,931,641 | 49,945,283 | 45,963,000 |
| U.S. Treasuries | 91282CCJ8 | US TREASURY | 7/14/2021 | 6/30/2026 | | 0.88 | 50,000,000 | 50,070,313 | 50,056,654 | 45,963,000 |
| U.S. Treasuries | 91282CCJ8 | US TREASURY | 7/22/2021 | 6/30/2026 | | 0.88 | 50,000,000 | 50,345,703 | 50,279,782 | 45,963,000 |
| U.S. Treasuries | 91282CCJ8 | US TREASURY | 7/22/2021 | 6/30/2026 | | 0.88 | 50,000,000 | 50,328,125 | 50,265,556 | 45,963,000 |
| U.S. Treasuries | 91282CCJ8 | US TREASURY | 8/6/2021 | 6/30/2026 | | 0.88 | 50,000,000 | 50,406,250 | 50,331,540 | 45,963,000 |
| U.S. Treasuries | 91282CCJ8 | US TREASURY | 8/10/2021 | 6/30/2026 | | 0.88 | 50,000,000 | 50,240,234 | 50,196,494 | 45,963,000 |
| U.S. Treasuries | 91282CCJ8 | US TREASURY | 9/24/2021 | 6/30/2026 | | 0.88 | 50,000,000 | 49,937,500 | 49,947,557 | 45,963,000 |
| U.S. Treasuries | 91282CCJ8 | US TREASURY | 10/14/2021 | 6/30/2026 | | 0.88 | 50,000,000 | 49,593,750 | 49,655,160 | 45,963,000 |
| U.S. Treasuries | 91282CCJ8 | US TREASURY | 1/4/2022 | 6/30/2026 | | 0.88 | 50,000,000 | 49,027,344 | 49,133,041 | 45,963,000 |
| U.S. Treasuries | 91282CCW9 | US TREASURY | 9/28/2021 | 8/31/2026 | | 0.75 | 50,000,000 | 49,449,219 | 49,533,766 | 45,576,000 |
| U.S. Treasuries | 91282CC22 | US TREASURY | 10/8/2021 | 9/30/2026 | | 0.88 | 50,000,000 | 49,689,453 | 49,734,891 | 45,730,450 |
| U.S. Treasuries | 91282CC22 | US TREASURY | 10/8/2021 | 9/30/2026 | | 0.88 | 50,000,000 | 49,671,875 | 49,719,884 | 45,730,450 |
| U.S. Treasuries | 91282CC22 | US TREASURY | 10/19/2021 | 9/30/2026 | | 0.88 | 50,000,000 | 49,318,359 | 49,414,551 | 45,730,450 |
| U.S. Treasuries | 91282CDK4 | US TREASURY | 12/3/2021 | 11/30/2026 | | 1.25 | 50,000,000 | 50,072,266 | 50,063,941 | 46,361,350 |
| U.S. Treasuries | 91282CDK4 | US TREASURY | 12/7/2021 | 11/30/2026 | | 1.25 | 50,000,000 | 50,117,188 | 50,103,916 | 46,361,350 |
| U.S. Treasuries | 91282CDK4 | US TREASURY | 3/29/2022 | 11/30/2026 | | 1.25 | 50,000,000 | 47,078,125 | 47,239,025 | 46,361,350 |
| U.S. Treasuries | 91282CDQ1 | US TREASURY | 3/29/2022 | 12/31/2026 | | 1.25 | 50,000,000 | 47,107,422 | 47,263,867 | 46,283,000 |
| U.S. Treasuries | 91282CEF4 | US TREASURY | 4/6/2022 | 3/31/2027 | | 2.50 | 25,000,000 | 24,768,058 | 24,769,257 | 24,427,725 |
| Subtotals | | | | | | 0.83 | \$ 4,475,000,000 | \$ 4,482,692,634 | \$ 4,473,167,660 | \$ 4,253,408,625 |
| Federal Agencies | 313385F92 | FED HOME LN DISCOUNT NT | 5/10/2022 | 9/16/2022 | | 0.00 | \$ 25,000,000 | \$ 24,899,667 | \$ 24,940,111 | \$ 24,898,500 |
| Federal Agencies | 3133EHZP1 | FEDERAL FARM CREDIT BANK | 3/18/2020 | 9/20/2022 | | 1.85 | 25,000,000 | 25,718,750 | 25,063,558 | 25,018,000 |
| Federal Agencies | 3133ELVL5 | FEDERAL FARM CREDIT BANK | 4/3/2020 | 10/3/2022 | | 0.70 | 40,000,000 | 39,990,000 | 39,998,970 | 39,915,200 |
| Federal Agencies | 3133EMS45 | FEDERAL FARM CREDIT BANK | 7/14/2021 | 12/14/2022 | | 0.11 | 50,000,000 | 49,992,900 | 49,997,725 | 49,361,500 |
| Federal Agencies | 3133EMWK4 | FEDERAL FARM CREDIT BANK | 5/18/2021 | 1/19/2023 | | 0.14 | 60,000,000 | 59,987,400 | 59,995,834 | 59,218,800 |
| Federal Agencies | 3133ELJH8 | FEDERAL FARM CREDIT BANK | 3/25/2020 | 1/23/2023 | | 1.60 | 10,140,000 | 10,384,141 | 10,388,639 | 10,077,132 |
| Federal Agencies | 3133EMPH9 | FEDERAL FARM CREDIT BANK | 3/3/2022 | 2/3/2023 | | 0.13 | 45,500,000 | 45,101,055 | 45,240,060 | 44,835,700 |
| Federal Agencies | 3133827H0 | FEDERAL HOME LOAN BANK | 3/7/2022 | 2/6/2023 | | 2.14 | 44,400,000 | 44,908,503 | 44,679,376 | 44,273,460 |

Investment Inventory

Pooled Fund

| Type of Investment | CUSIP | Issuer Name | Maturity | | | Par Value | Amortized | | Market Value |
|--------------------|-----------|--------------------------|-------------|------------|--------|-------------|------------|------------|--------------|
| | | | Settle Date | Date | Coupon | | Book Value | Book Value | |
| Federal Agencies | 3133ENDQ0 | FEDERAL FARM CREDIT BANK | 11/12/2021 | 2/10/2023 | 0.16 | 50,000,000 | 49,899,789 | 49,950,665 | 49,300,834 |
| Federal Agencies | 3133EMUH3 | FEDERAL FARM CREDIT BANK | 3/31/2021 | 3/23/2023 | 0.13 | 65,000,000 | 64,955,150 | 64,983,538 | 63,815,700 |
| Federal Agencies | 3133EMVP4 | FEDERAL FARM CREDIT BANK | 4/13/2021 | 4/13/2023 | 0.13 | 20,000,000 | 19,973,600 | 19,989,657 | 19,589,800 |
| Federal Agencies | 3133EMVP4 | FEDERAL FARM CREDIT BANK | 4/13/2021 | 4/13/2023 | 0.13 | 25,000,000 | 24,967,000 | 24,987,071 | 24,487,250 |
| Federal Agencies | 3133EMVP4 | FEDERAL FARM CREDIT BANK | 4/13/2021 | 4/13/2023 | 0.13 | 50,000,000 | 49,934,000 | 49,974,142 | 48,974,500 |
| Federal Agencies | 3133EMXM9 | FEDERAL FARM CREDIT BANK | 5/5/2021 | 4/27/2023 | 0.13 | 44,500,000 | 44,462,233 | 44,484,307 | 43,505,870 |
| Federal Agencies | 3133EMYX4 | FEDERAL FARM CREDIT BANK | 5/10/2021 | 5/10/2023 | 0.13 | 12,500,000 | 12,484,000 | 12,493,140 | 12,213,250 |
| Federal Agencies | 3133EMYX4 | FEDERAL FARM CREDIT BANK | 5/10/2021 | 5/10/2023 | 0.13 | 25,000,000 | 24,968,000 | 24,986,279 | 24,426,500 |
| Federal Agencies | 3133EMYX4 | FEDERAL FARM CREDIT BANK | 5/10/2021 | 5/10/2023 | 0.13 | 75,000,000 | 74,904,000 | 74,958,838 | 73,279,500 |
| Federal Agencies | 3130AMRY0 | FEDERAL HOME LOAN BANK | 6/4/2021 | 6/2/2023 | 0.13 | 15,000,000 | 14,986,200 | 14,993,631 | 14,617,050 |
| Federal Agencies | 3133EMF31 | FEDERAL FARM CREDIT BANK | 6/2/2021 | 6/2/2023 | 0.13 | 100,000,000 | 99,938,000 | 99,971,463 | 97,497,000 |
| Federal Agencies | 3133EMH96 | FEDERAL FARM CREDIT BANK | 6/28/2021 | 6/14/2023 | 0.13 | 50,000,000 | 49,864,850 | 49,934,313 | 48,685,500 |
| Federal Agencies | 3133EM3S9 | FEDERAL FARM CREDIT BANK | 12/14/2021 | 6/26/2023 | 0.20 | 48,067,000 | 47,826,184 | 47,911,913 | 46,768,710 |
| Federal Agencies | 3133EM3S9 | FEDERAL FARM CREDIT BANK | 8/26/2021 | 6/26/2023 | 0.20 | 50,000,000 | 49,979,892 | 49,989,179 | 48,649,500 |
| Federal Agencies | 3133EMS37 | FEDERAL FARM CREDIT BANK | 7/14/2021 | 7/14/2023 | 0.13 | 50,000,000 | 49,927,791 | 49,962,609 | 48,590,500 |
| Federal Agencies | 3133EMS37 | FEDERAL FARM CREDIT BANK | 7/14/2021 | 7/14/2023 | 0.13 | 50,000,000 | 49,907,253 | 49,951,975 | 48,590,500 |
| Federal Agencies | 3133ENEY2 | FEDERAL FARM CREDIT BANK | 11/24/2021 | 7/24/2023 | 0.45 | 50,000,000 | 49,996,500 | 49,997,763 | 48,864,512 |
| Federal Agencies | 3133EM2E1 | FEDERAL FARM CREDIT BANK | 8/10/2021 | 8/10/2023 | 0.16 | 50,000,000 | 49,970,000 | 49,983,356 | 48,518,000 |
| Federal Agencies | 3137EAEV7 | FREDDIE MAC | 12/6/2021 | 8/24/2023 | 0.25 | 40,776,000 | 40,542,761 | 40,619,887 | 39,564,137 |
| Federal Agencies | 3130AJXD6 | FEDERAL HOME LOAN BANK | 12/14/2021 | 9/8/2023 | 0.13 | 20,975,000 | 20,806,361 | 20,859,377 | 20,288,069 |
| Federal Agencies | 3135G0U43 | FANNIE MAE | 12/9/2021 | 9/12/2023 | 2.88 | 29,648,000 | 30,793,302 | 30,429,374 | 29,660,156 |
| Federal Agencies | 3133EM6N7 | FEDERAL FARM CREDIT BANK | 9/27/2021 | 9/27/2023 | 0.17 | 50,000,000 | 49,950,000 | 49,968,973 | 48,365,500 |
| Federal Agencies | 3133ENGf1 | FEDERAL FARM CREDIT BANK | 12/3/2021 | 12/1/2023 | 0.50 | 25,000,000 | 24,963,750 | 24,974,207 | 24,173,499 |
| Federal Agencies | 3133ENGf1 | FEDERAL FARM CREDIT BANK | 12/3/2021 | 12/1/2023 | 0.50 | 25,000,000 | 24,963,750 | 24,974,207 | 24,173,499 |
| Federal Agencies | 3133ENGf1 | FEDERAL FARM CREDIT BANK | 12/3/2021 | 12/1/2023 | 0.50 | 75,000,000 | 74,891,250 | 74,922,620 | 72,520,496 |
| Federal Agencies | 3130A3VC5 | FEDERAL HOME LOAN BANK | 12/10/2021 | 12/8/2023 | 2.25 | 10,000,000 | 10,301,000 | 10,217,067 | 9,887,100 |
| Federal Agencies | 3130A3VC5 | FEDERAL HOME LOAN BANK | 12/10/2021 | 12/8/2023 | 2.25 | 30,000,000 | 30,903,000 | 30,651,202 | 29,661,300 |
| Federal Agencies | 3133ENHR4 | FEDERAL FARM CREDIT BANK | 12/20/2021 | 12/20/2023 | 0.68 | 25,000,000 | 24,987,600 | 24,990,878 | 24,163,000 |
| Federal Agencies | 3133ENHR4 | FEDERAL FARM CREDIT BANK | 12/20/2021 | 12/20/2023 | 0.68 | 25,000,000 | 24,988,000 | 24,991,173 | 24,163,000 |
| Federal Agencies | 3133ENHR4 | FEDERAL FARM CREDIT BANK | 12/20/2021 | 12/20/2023 | 0.68 | 62,000,000 | 61,970,488 | 61,978,290 | 59,924,240 |
| Federal Agencies | 3133ENLF5 | FEDERAL FARM CREDIT BANK | 3/3/2022 | 1/18/2024 | 0.90 | 11,856,000 | 11,752,153 | 11,759,314 | 11,512,787 |
| Federal Agencies | 3133ENLF5 | FEDERAL FARM CREDIT BANK | 2/1/2022 | 1/18/2024 | 0.90 | 50,000,000 | 49,717,250 | 49,763,640 | 48,552,579 |
| Federal Agencies | 3130AFW94 | FEDERAL HOME LOAN BANK | 11/12/2021 | 2/13/2024 | 2.50 | 39,010,000 | 40,648,810 | 40,188,828 | 38,749,413 |
| Federal Agencies | 3133ELNE0 | FEDERAL FARM CREDIT BANK | 3/18/2020 | 2/14/2024 | 1.43 | 20,495,000 | 20,950,604 | 20,684,197 | 20,048,414 |
| Federal Agencies | 3133EMRZ7 | FEDERAL FARM CREDIT BANK | 2/26/2021 | 2/26/2024 | 0.25 | 5,000,000 | 4,998,200 | 4,999,005 | 4,794,250 |
| Federal Agencies | 3133EMRZ7 | FEDERAL FARM CREDIT BANK | 2/26/2021 | 2/26/2024 | 0.25 | 5,000,000 | 4,998,200 | 4,999,005 | 4,794,250 |
| Federal Agencies | 3133EMRZ7 | FEDERAL FARM CREDIT BANK | 2/26/2021 | 2/26/2024 | 0.25 | 100,000,000 | 99,964,000 | 99,980,110 | 95,885,000 |
| Federal Agencies | 3130ARHG9 | FEDERAL HOME LOAN BANK | 3/25/2022 | 2/28/2024 | 2.13 | 11,000,000 | 10,987,460 | 10,989,203 | 10,858,100 |
| Federal Agencies | 3130ARHG9 | FEDERAL HOME LOAN BANK | 3/25/2022 | 2/28/2024 | 2.13 | 25,000,000 | 24,971,500 | 24,975,462 | 24,677,500 |
| Federal Agencies | 3133EMTW2 | FEDERAL FARM CREDIT BANK | 3/18/2021 | 3/18/2024 | 0.30 | 50,000,000 | 49,939,500 | 49,965,444 | 47,925,000 |
| Federal Agencies | 3133EMTW2 | FEDERAL FARM CREDIT BANK | 3/18/2021 | 3/18/2024 | 0.30 | 50,000,000 | 49,939,450 | 49,965,416 | 47,925,000 |
| Federal Agencies | 3133EMWV0 | FEDERAL FARM CREDIT BANK | 5/4/2021 | 4/22/2024 | 0.35 | 16,545,000 | 16,549,633 | 16,547,825 | 15,832,407 |
| Federal Agencies | 3133EMWV0 | FEDERAL FARM CREDIT BANK | 5/4/2021 | 4/22/2024 | 0.35 | 29,424,000 | 29,432,239 | 29,429,024 | 28,156,708 |
| Federal Agencies | 3133EMWV0 | FEDERAL FARM CREDIT BANK | 5/4/2021 | 4/22/2024 | 0.35 | 39,000,000 | 39,010,920 | 39,006,659 | 37,320,270 |
| Federal Agencies | 3133ENWP1 | FEDERAL FARM CREDIT BANK | 5/16/2022 | 5/16/2024 | 2.63 | 45,000,000 | 44,939,250 | 44,943,073 | 44,737,200 |
| Federal Agencies | 3133ENWP1 | FEDERAL FARM CREDIT BANK | 5/16/2022 | 5/16/2024 | 2.63 | 50,000,000 | 49,932,500 | 49,936,748 | 49,708,000 |
| Federal Agencies | 3133ENYH7 | FEDERAL FARM CREDIT BANK | 6/10/2022 | 6/10/2024 | 2.63 | 100,000,000 | 99,871,000 | 99,874,706 | 99,298,000 |
| Federal Agencies | 3130A1XJ2 | FEDERAL HOME LOAN BANK | 5/18/2022 | 6/14/2024 | 2.88 | 15,955,000 | 16,008,449 | 16,005,347 | 15,910,486 |
| Federal Agencies | 3130A1XJ2 | FEDERAL HOME LOAN BANK | 5/18/2022 | 6/14/2024 | 2.88 | 17,980,000 | 18,043,829 | 18,040,124 | 17,929,836 |
| Federal Agencies | 3130A1XJ2 | FEDERAL HOME LOAN BANK | 5/12/2022 | 6/14/2024 | 2.88 | 25,500,000 | 25,552,530 | 25,549,092 | 25,428,855 |

Investment Inventory

Pooled Fund

| Type of Investment | CUSIP | Issuer Name | Settle Date | Maturity | | Par Value | Book Value | Amortized | | Market Value |
|--------------------|-----------|--------------------------|-------------|------------|--------|------------|------------|------------|--------------|--------------|
| | | | | Date | Coupon | | | Book Value | Market Value | |
| Federal Agencies | 3130A1XJ2 | FEDERAL HOME LOAN BANK | 5/16/2022 | 6/14/2024 | 2.88 | 50,000,000 | 50,204,000 | 50,191,653 | 49,860,500 | |
| Federal Agencies | 3133ENYX2 | FEDERAL FARM CREDIT BANK | 6/17/2022 | 6/17/2024 | 3.25 | 25,000,000 | 24,970,500 | 24,971,065 | 25,115,590 | |
| Federal Agencies | 3133ENYX2 | FEDERAL FARM CREDIT BANK | 6/17/2022 | 6/17/2024 | 3.25 | 25,000,000 | 24,970,750 | 24,971,310 | 25,115,590 | |
| Federal Agencies | 3133ENYX2 | FEDERAL FARM CREDIT BANK | 6/17/2022 | 6/17/2024 | 3.25 | 50,000,000 | 49,970,000 | 49,970,575 | 50,231,179 | |
| Federal Agencies | 3133ENZS2 | FEDERAL FARM CREDIT BANK | 6/28/2022 | 6/28/2024 | 3.10 | 25,000,000 | 24,987,500 | 24,987,551 | 25,043,723 | |
| Federal Agencies | 3133ENZS2 | FEDERAL FARM CREDIT BANK | 6/28/2022 | 6/28/2024 | 3.10 | 25,000,000 | 24,986,500 | 24,986,555 | 25,043,723 | |
| Federal Agencies | 3133ENZS2 | FEDERAL FARM CREDIT BANK | 6/28/2022 | 6/28/2024 | 3.10 | 50,000,000 | 49,973,000 | 49,973,111 | 50,087,446 | |
| Federal Agencies | 3133EMV25 | FEDERAL FARM CREDIT BANK | 8/6/2021 | 7/23/2024 | 0.45 | 50,000,000 | 50,092,000 | 50,064,026 | 47,493,500 | |
| Federal Agencies | 3133EM5X6 | FEDERAL FARM CREDIT BANK | 9/23/2021 | 9/23/2024 | 0.43 | 25,000,000 | 24,974,750 | 24,981,224 | 23,673,750 | |
| Federal Agencies | 3133EM5X6 | FEDERAL FARM CREDIT BANK | 9/23/2021 | 9/23/2024 | 0.43 | 50,000,000 | 49,949,500 | 49,962,448 | 47,347,500 | |
| Federal Agencies | 3133EM5X6 | FEDERAL FARM CREDIT BANK | 9/23/2021 | 9/23/2024 | 0.43 | 50,000,000 | 49,949,500 | 49,962,448 | 47,347,500 | |
| Federal Agencies | 3133ENEJ5 | FEDERAL FARM CREDIT BANK | 11/18/2021 | 11/18/2024 | 0.88 | 10,000,000 | 9,988,500 | 9,990,861 | 9,510,300 | |
| Federal Agencies | 3133ENEJ5 | FEDERAL FARM CREDIT BANK | 11/18/2021 | 11/18/2024 | 0.88 | 10,000,000 | 9,988,500 | 9,990,861 | 9,510,300 | |
| Federal Agencies | 3133ENEJ5 | FEDERAL FARM CREDIT BANK | 11/18/2021 | 11/18/2024 | 0.88 | 50,000,000 | 49,942,500 | 49,954,304 | 47,551,500 | |
| Federal Agencies | 3133ELCP7 | FEDERAL FARM CREDIT BANK | 12/3/2019 | 12/3/2024 | 1.63 | 25,000,000 | 24,960,000 | 24,960,602 | 24,960,250 | |
| Federal Agencies | 3133ENGQ7 | FEDERAL FARM CREDIT BANK | 12/9/2021 | 12/9/2024 | 0.92 | 50,000,000 | 49,985,000 | 49,987,792 | 47,610,697 | |
| Federal Agencies | 3133ENGQ7 | FEDERAL FARM CREDIT BANK | 12/9/2021 | 12/9/2024 | 0.92 | 50,000,000 | 49,963,000 | 49,969,887 | 47,610,697 | |
| Federal Agencies | 3133ENKS8 | FEDERAL FARM CREDIT BANK | 1/11/2022 | 1/6/2025 | 1.13 | 20,000,000 | 19,955,000 | 19,962,053 | 19,108,400 | |
| Federal Agencies | 3133ENKS8 | FEDERAL FARM CREDIT BANK | 1/11/2022 | 1/6/2025 | 1.13 | 25,000,000 | 24,943,750 | 24,952,566 | 23,885,500 | |
| Federal Agencies | 3133ENKS8 | FEDERAL FARM CREDIT BANK | 1/11/2022 | 1/6/2025 | 1.13 | 25,000,000 | 24,943,750 | 24,952,566 | 23,885,500 | |
| Federal Agencies | 3135G0X24 | FANNIE MAE | 4/21/2021 | 1/7/2025 | 1.63 | 39,060,000 | 40,632,556 | 40,127,298 | 37,746,412 | |
| Federal Agencies | 3137EAEP0 | FREDDIE MAC | 2/14/2020 | 2/12/2025 | 1.50 | 5,000,000 | 4,996,150 | 4,997,981 | 4,810,300 | |
| Federal Agencies | 3137EAEP0 | FREDDIE MAC | 2/14/2020 | 2/12/2025 | 1.50 | 5,000,000 | 4,996,150 | 4,997,981 | 4,810,300 | |
| Federal Agencies | 3137EAEP0 | FREDDIE MAC | 2/14/2020 | 2/12/2025 | 1.50 | 5,000,000 | 4,996,150 | 4,997,981 | 4,810,300 | |
| Federal Agencies | 3137EAEP0 | FREDDIE MAC | 2/14/2020 | 2/12/2025 | 1.50 | 15,000,000 | 14,988,450 | 14,993,943 | 14,430,900 | |
| Federal Agencies | 3137EAEP0 | FREDDIE MAC | 2/14/2020 | 2/12/2025 | 1.50 | 50,000,000 | 49,961,500 | 49,979,811 | 48,103,000 | |
| Federal Agencies | 3137EAEP0 | FREDDIE MAC | 4/21/2021 | 2/12/2025 | 1.50 | 53,532,000 | 55,450,052 | 54,849,714 | 51,500,996 | |
| Federal Agencies | 3133ELQY3 | FEDERAL FARM CREDIT BANK | 3/23/2020 | 3/3/2025 | 1.21 | 16,000,000 | 15,990,720 | 15,994,985 | 15,240,800 | |
| Federal Agencies | 3133ELQY3 | FEDERAL FARM CREDIT BANK | 3/23/2020 | 3/3/2025 | 1.21 | 24,000,000 | 23,964,240 | 23,980,675 | 22,861,200 | |
| Federal Agencies | 3133EMWT5 | FEDERAL FARM CREDIT BANK | 4/21/2021 | 4/21/2025 | 0.60 | 50,000,000 | 49,973,500 | 49,981,408 | 46,727,500 | |
| Federal Agencies | 3135G03U5 | FANNIE MAE | 12/8/2021 | 4/22/2025 | 0.63 | 37,938,000 | 37,367,792 | 37,462,749 | 35,508,450 | |
| Federal Agencies | 3135G03U5 | FANNIE MAE | 7/12/2021 | 4/22/2025 | 0.63 | 50,000,000 | 50,108,000 | 50,080,296 | 46,798,000 | |
| Federal Agencies | 3135G03U5 | FANNIE MAE | 12/8/2021 | 4/22/2025 | 0.63 | 50,000,000 | 49,243,950 | 49,369,856 | 46,798,000 | |
| Federal Agencies | 3133ENXE5 | FEDERAL FARM CREDIT BANK | 5/23/2022 | 5/23/2025 | 2.85 | 6,000,000 | 5,991,600 | 5,991,899 | 5,960,442 | |
| Federal Agencies | 3133ENXE5 | FEDERAL FARM CREDIT BANK | 5/23/2022 | 5/23/2025 | 2.85 | 20,000,000 | 19,972,000 | 19,972,996 | 19,868,140 | |
| Federal Agencies | 3133ENYQ7 | FEDERAL FARM CREDIT BANK | 6/13/2022 | 6/13/2025 | 2.95 | 50,000,000 | 49,975,500 | 49,975,902 | 49,875,854 | |
| Federal Agencies | 3135G04Z3 | FANNIE MAE | 12/8/2021 | 6/17/2025 | 0.50 | 4,655,000 | 4,556,640 | 4,572,307 | 4,322,214 | |
| Federal Agencies | 3135G04Z3 | FANNIE MAE | 12/8/2021 | 6/17/2025 | 0.50 | 10,000,000 | 9,789,600 | 9,823,114 | 9,285,100 | |
| Federal Agencies | 3130AN4A5 | FEDERAL HOME LOAN BANK | 7/12/2021 | 6/30/2025 | 0.70 | 17,680,000 | 17,734,631 | 17,721,284 | 16,501,451 | |
| Federal Agencies | 3135G05X7 | FANNIE MAE | 3/4/2021 | 8/25/2025 | 0.38 | 25,000,000 | 24,684,250 | 24,777,720 | 22,984,250 | |
| Federal Agencies | 3135G05X7 | FANNIE MAE | 2/25/2021 | 8/25/2025 | 0.38 | 72,500,000 | 71,862,000 | 72,052,778 | 66,654,325 | |
| Federal Agencies | 3130A8ZQ9 | FEDERAL HOME LOAN BANK | 11/2/2021 | 9/12/2025 | 1.75 | 10,295,000 | 10,575,333 | 10,527,418 | 9,889,480 | |
| Federal Agencies | 3137EAEX3 | FREDDIE MAC | 3/4/2021 | 9/23/2025 | 0.38 | 22,600,000 | 22,295,352 | 22,383,964 | 20,745,670 | |
| Federal Agencies | 3133ENEG1 | FEDERAL FARM CREDIT BANK | 11/17/2021 | 11/17/2025 | 1.05 | 39,675,000 | 39,622,232 | 39,630,395 | 37,160,910 | |
| Federal Agencies | 3133ENEG1 | FEDERAL FARM CREDIT BANK | 11/17/2021 | 11/17/2025 | 1.05 | 55,000,000 | 54,923,000 | 54,934,911 | 51,514,809 | |
| Federal Agencies | 3133ENHM5 | FEDERAL FARM CREDIT BANK | 12/16/2021 | 12/16/2025 | 1.17 | 45,000,000 | 44,954,100 | 44,960,289 | 42,282,000 | |
| Federal Agencies | 3133ENHM5 | FEDERAL FARM CREDIT BANK | 12/16/2021 | 12/16/2025 | 1.17 | 50,000,000 | 49,949,000 | 49,955,877 | 46,980,000 | |
| Federal Agencies | 3133EMZ21 | FEDERAL FARM CREDIT BANK | 8/9/2021 | 4/6/2026 | 0.69 | 15,500,000 | 15,458,150 | 15,458,171 | 14,209,470 | |
| Federal Agencies | 3133ENUD0 | FEDERAL FARM CREDIT BANK | 4/8/2022 | 4/8/2026 | 2.64 | 20,000,000 | 19,961,200 | 19,963,431 | 19,676,148 | |
| Federal Agencies | 3133ENUD0 | FEDERAL FARM CREDIT BANK | 4/8/2022 | 4/8/2026 | 2.64 | 30,000,000 | 29,941,800 | 29,945,146 | 29,514,221 | |

Investment Inventory

Pooled Fund

| Type of Investment | CUSIP | Issuer Name | Settle Date | Maturity | | Coupon | Par Value | Book Value | Amortized | |
|----------------------|-----------|--------------------------|-------------|------------|--|-------------|-------------------------|-------------------------|-------------------------|-------------------------|
| | | | | Date | | | | | Book Value | Market Value |
| Federal Agencies | 3130ANNM8 | FEDERAL HOME LOAN BANK | 8/19/2021 | 7/13/2026 | | 1.05 | 25,000,000 | 25,000,000 | 25,000,000 | 23,312,500 |
| Federal Agencies | 3130ANNM8 | FEDERAL HOME LOAN BANK | 8/19/2021 | 7/13/2026 | | 1.05 | 25,000,000 | 25,000,000 | 25,000,000 | 23,312,500 |
| Federal Agencies | 3130ANNM8 | FEDERAL HOME LOAN BANK | 8/19/2021 | 7/13/2026 | | 1.05 | 25,000,000 | 25,000,000 | 25,000,000 | 23,312,500 |
| Federal Agencies | 3130ANNM8 | FEDERAL HOME LOAN BANK | 8/19/2021 | 7/13/2026 | | 1.05 | 25,000,000 | 25,000,000 | 25,000,000 | 23,312,500 |
| Federal Agencies | 3130ANMP2 | FEDERAL HOME LOAN BANK | 8/20/2021 | 7/27/2026 | | 1.07 | 25,000,000 | 25,000,000 | 25,000,000 | 23,222,500 |
| Federal Agencies | 3130ANMP2 | FEDERAL HOME LOAN BANK | 8/20/2021 | 7/27/2026 | | 1.07 | 25,000,000 | 25,000,000 | 25,000,000 | 23,222,500 |
| Federal Agencies | 3130ANMP2 | FEDERAL HOME LOAN BANK | 8/20/2021 | 7/27/2026 | | 1.07 | 25,000,000 | 25,000,000 | 25,000,000 | 23,222,500 |
| Federal Agencies | 3130ANMP2 | FEDERAL HOME LOAN BANK | 8/20/2021 | 7/27/2026 | | 1.07 | 25,000,000 | 25,000,000 | 25,000,000 | 23,222,500 |
| Federal Agencies | 3130ANTG5 | FEDERAL HOME LOAN BANK | 9/13/2021 | 8/10/2026 | | 1.05 | 25,000,000 | 25,000,000 | 25,000,000 | 23,355,006 |
| Federal Agencies | 3130ANTG5 | FEDERAL HOME LOAN BANK | 9/13/2021 | 8/10/2026 | | 1.05 | 25,000,000 | 25,000,000 | 25,000,000 | 23,355,006 |
| Federal Agencies | 3130ANTG5 | FEDERAL HOME LOAN BANK | 9/13/2021 | 8/10/2026 | | 1.05 | 25,000,000 | 25,000,000 | 25,000,000 | 23,355,006 |
| Federal Agencies | 3130ANTG5 | FEDERAL HOME LOAN BANK | 9/13/2021 | 8/10/2026 | | 1.05 | 25,000,000 | 25,000,000 | 25,000,000 | 23,355,006 |
| Federal Agencies | 3130AP6T7 | FEDERAL HOME LOAN BANK | 10/1/2021 | 9/3/2026 | | 1.08 | 25,000,000 | 25,000,000 | 25,000,000 | 23,153,724 |
| Federal Agencies | 3130AP6T7 | FEDERAL HOME LOAN BANK | 10/1/2021 | 9/3/2026 | | 1.08 | 25,000,000 | 25,000,000 | 25,000,000 | 23,153,724 |
| Federal Agencies | 3130AP6T7 | FEDERAL HOME LOAN BANK | 10/1/2021 | 9/3/2026 | | 1.08 | 25,000,000 | 25,000,000 | 25,000,000 | 23,153,724 |
| Federal Agencies | 3130AP6T7 | FEDERAL HOME LOAN BANK | 10/1/2021 | 9/3/2026 | | 1.08 | 25,000,000 | 25,000,000 | 25,000,000 | 23,153,724 |
| Federal Agencies | 3130APPR0 | FEDERAL HOME LOAN BANK | 11/18/2021 | 10/19/2026 | | 1.43 | 25,000,000 | 25,000,000 | 25,000,000 | 23,527,750 |
| Federal Agencies | 3130APPR0 | FEDERAL HOME LOAN BANK | 11/18/2021 | 10/19/2026 | | 1.43 | 25,000,000 | 25,000,000 | 25,000,000 | 23,527,750 |
| Federal Agencies | 3130APPR0 | FEDERAL HOME LOAN BANK | 11/18/2021 | 10/19/2026 | | 1.43 | 25,000,000 | 25,000,000 | 25,000,000 | 23,527,750 |
| Federal Agencies | 3130APPR0 | FEDERAL HOME LOAN BANK | 11/18/2021 | 10/19/2026 | | 1.43 | 25,000,000 | 25,000,000 | 25,000,000 | 23,527,750 |
| Federal Agencies | 3130AQL71 | FEDERAL HOME LOAN BANK | 12/16/2021 | 11/16/2026 | | 1.61 | 25,000,000 | 25,000,000 | 25,000,000 | 23,687,458 |
| Federal Agencies | 3130AQL71 | FEDERAL HOME LOAN BANK | 12/16/2021 | 11/16/2026 | | 1.61 | 25,000,000 | 25,000,000 | 25,000,000 | 23,687,458 |
| Federal Agencies | 3130AQL71 | FEDERAL HOME LOAN BANK | 12/16/2021 | 11/16/2026 | | 1.61 | 25,000,000 | 25,000,000 | 25,000,000 | 23,687,458 |
| Federal Agencies | 3130AQL71 | FEDERAL HOME LOAN BANK | 12/16/2021 | 11/16/2026 | | 1.61 | 25,000,000 | 25,000,000 | 25,000,000 | 23,687,458 |
| Federal Agencies | 3130AQJ95 | FEDERAL HOME LOAN BANK | 1/14/2022 | 12/14/2026 | | 1.65 | 25,000,000 | 25,000,000 | 25,000,000 | 23,663,743 |
| Federal Agencies | 3130AQJ95 | FEDERAL HOME LOAN BANK | 1/14/2022 | 12/14/2026 | | 1.65 | 25,000,000 | 25,000,000 | 25,000,000 | 23,663,743 |
| Federal Agencies | 3130AQJ95 | FEDERAL HOME LOAN BANK | 1/14/2022 | 12/14/2026 | | 1.65 | 25,000,000 | 25,000,000 | 25,000,000 | 23,663,743 |
| Federal Agencies | 3130AQJ95 | FEDERAL HOME LOAN BANK | 1/14/2022 | 12/14/2026 | | 1.65 | 25,000,000 | 25,000,000 | 25,000,000 | 23,663,743 |
| Federal Agencies | 3130ARB59 | FEDERAL HOME LOAN BANK | 3/22/2022 | 3/8/2027 | | 2.35 | 25,000,000 | 25,000,000 | 25,000,000 | 24,257,500 |
| Federal Agencies | 3130ARB59 | FEDERAL HOME LOAN BANK | 3/22/2022 | 3/8/2027 | | 2.35 | 25,000,000 | 25,000,000 | 25,000,000 | 24,257,500 |
| Federal Agencies | 3130ARB59 | FEDERAL HOME LOAN BANK | 3/22/2022 | 3/8/2027 | | 2.35 | 25,000,000 | 25,000,000 | 25,000,000 | 24,257,500 |
| Federal Agencies | 3130ARB59 | FEDERAL HOME LOAN BANK | 3/22/2022 | 3/8/2027 | | 2.35 | 25,000,000 | 25,000,000 | 25,000,000 | 24,257,500 |
| Federal Agencies | 3133ENRD4 | FEDERAL FARM CREDIT BANK | 3/16/2022 | 3/10/2027 | | 1.68 | 48,573,000 | 47,445,621 | 47,499,100 | 45,589,161 |
| Federal Agencies | 3133ENTS9 | FEDERAL FARM CREDIT BANK | 4/6/2022 | 4/5/2027 | | 2.60 | 22,500,000 | 22,393,963 | 22,397,411 | 22,000,950 |
| Federal Agencies | 3133ENTS9 | FEDERAL FARM CREDIT BANK | 4/6/2022 | 4/5/2027 | | 2.60 | 24,500,000 | 24,378,779 | 24,382,806 | 23,956,590 |
| Federal Agencies | 3133ENTS9 | FEDERAL FARM CREDIT BANK | 4/6/2022 | 4/5/2027 | | 2.60 | 25,000,000 | 24,805,806 | 24,813,236 | 24,445,500 |
| Subtotals | | | | | | 1.12 | \$ 4,760,279,000 | \$ 4,761,833,362 | \$ 4,760,113,882 | \$ 4,590,100,526 |
| Public Time Deposits | PPE4E8VT6 | BANK OF SAN FRANCISCO | 3/21/2022 | 9/19/2022 | | 0.81 | \$ 10,000,000 | \$ 10,000,000 | \$ 10,000,000 | \$ 10,000,000 |
| Public Time Deposits | PPEEE5T97 | BRIDGE BANK | 3/21/2022 | 9/19/2022 | | 0.81 | 10,000,000 | 10,000,000 | 10,000,000 | 10,000,000 |
| Public Time Deposits | PPFT6Q6D2 | BANK OF SAN FRANCISCO | 6/6/2022 | 12/5/2022 | | 1.64 | 10,000,000 | 10,000,000 | 10,000,000 | 10,000,000 |
| Public Time Deposits | PPFR6ZB99 | BRIDGE BANK | 6/20/2022 | 12/19/2022 | | 2.39 | 10,000,000 | 10,000,000 | 10,000,000 | 10,000,000 |
| Subtotals | | | | | | 1.41 | \$ 40,000,000 | \$ 40,000,000 | \$ 40,000,000 | \$ 40,000,000 |

Investment Inventory

Pooled Fund

| Type of Investment | CUSIP | Issuer Name | Settle Date | Maturity | | Coupon | Par Value | Book Value | Amortized | |
|--------------------|-----------|--------------------------|-------------|------------|-------------|-------------------------|-------------------------|-------------------------|-------------------------|--------------|
| | | | | Date | | | | | Book Value | Market Value |
| Negotiable CDs | 06367CQB6 | BANK OF MONTREAL CHICAGO | 12/17/2021 | 7/1/2022 | 0.33 | \$ 50,000,000 | \$ 50,000,000 | \$ 50,000,000 | \$ 49,998,260 | |
| Negotiable CDs | 89114WJ89 | TORONTO DOMINION BANK NY | 10/19/2021 | 7/1/2022 | 0.21 | 50,000,000 | 50,000,000 | 50,000,000 | 49,998,094 | |
| Negotiable CDs | 06417MUM5 | BANK OF NOVA SCOTIA HOUS | 12/13/2021 | 7/6/2022 | 0.31 | 100,000,000 | 100,000,000 | 100,000,000 | 99,978,794 | |
| Negotiable CDs | 06367CKG1 | BANK OF MONTREAL CHICAGO | 8/25/2021 | 7/18/2022 | 0.18 | 50,000,000 | 50,000,000 | 50,000,000 | 49,964,967 | |
| Negotiable CDs | 06367CKN6 | BANK OF MONTREAL CHICAGO | 8/30/2021 | 7/18/2022 | 0.18 | 50,000,000 | 50,000,000 | 50,000,000 | 49,964,968 | |
| Negotiable CDs | 06417MSJ5 | BANK OF NOVA SCOTIA HOUS | 11/2/2021 | 8/1/2022 | 0.24 | 50,000,000 | 50,000,000 | 50,000,000 | 49,940,416 | |
| Negotiable CDs | 06367CTZ0 | BANK OF MONTREAL CHICAGO | 4/11/2022 | 8/17/2022 | 1.17 | 50,000,000 | 50,000,000 | 50,000,000 | 49,972,451 | |
| Negotiable CDs | 06367CST5 | BANK OF MONTREAL CHICAGO | 3/2/2022 | 8/29/2022 | 0.83 | 50,000,000 | 50,000,000 | 50,000,000 | 49,937,301 | |
| Negotiable CDs | 78012U3T0 | ROYAL BANK OF CANADA NY | 2/28/2022 | 8/29/2022 | 0.80 | 50,000,000 | 50,000,000 | 50,000,000 | 49,934,815 | |
| Negotiable CDs | 06367CSP3 | BANK OF MONTREAL CHICAGO | 2/28/2022 | 9/12/2022 | 0.82 | 50,000,000 | 50,000,000 | 50,000,000 | 49,921,692 | |
| Negotiable CDs | 78012U3V5 | ROYAL BANK OF CANADA NY | 3/1/2022 | 9/12/2022 | 0.85 | 50,000,000 | 50,000,000 | 50,000,000 | 49,924,753 | |
| Negotiable CDs | 78012U4G7 | ROYAL BANK OF CANADA NY | 3/15/2022 | 9/22/2022 | 1.42 | 50,000,000 | 50,000,000 | 50,000,000 | 49,980,627 | |
| Negotiable CDs | 78012U4H5 | ROYAL BANK OF CANADA NY | 3/15/2022 | 9/26/2022 | 1.44 | 50,000,000 | 50,000,000 | 50,000,000 | 49,982,132 | |
| Negotiable CDs | 78012UW84 | ROYAL BANK OF CANADA NY | 10/26/2021 | 9/26/2022 | 0.28 | 50,000,000 | 50,000,000 | 50,000,000 | 49,841,353 | |
| Negotiable CDs | 06367CTT4 | BANK OF MONTREAL CHICAGO | 4/4/2022 | 9/28/2022 | 1.42 | 50,000,000 | 50,000,000 | 50,000,000 | 49,979,404 | |
| Negotiable CDs | 78012UW68 | ROYAL BANK OF CANADA NY | 10/25/2021 | 10/24/2022 | 0.30 | 50,000,000 | 50,000,000 | 50,000,000 | 49,709,661 | |
| Negotiable CDs | 89114WU52 | TORONTO DOMINION BANK NY | 4/4/2022 | 10/24/2022 | 1.50 | 50,000,000 | 50,000,000 | 50,000,000 | 49,901,162 | |
| Negotiable CDs | 96130ALC0 | WESTPAC BANKING CORP NY | 10/27/2021 | 10/24/2022 | 0.30 | 50,000,000 | 50,000,000 | 50,000,000 | 49,709,666 | |
| Negotiable CDs | 78012U2E4 | ROYAL BANK OF CANADA NY | 12/2/2021 | 12/2/2022 | 0.48 | 50,000,000 | 50,000,000 | 50,000,000 | 49,650,996 | |
| Negotiable CDs | 89114WM36 | TORONTO DOMINION BANK NY | 12/2/2021 | 12/2/2022 | 0.48 | 50,000,000 | 50,000,000 | 50,000,000 | 49,650,996 | |
| Negotiable CDs | 06367CPS0 | BANK OF MONTREAL CHICAGO | 12/8/2021 | 12/7/2022 | 0.52 | 50,000,000 | 50,000,000 | 50,000,000 | 49,648,581 | |
| Negotiable CDs | 89114WP58 | TORONTO DOMINION BANK NY | 1/6/2022 | 12/30/2022 | 0.57 | 60,000,000 | 60,000,000 | 60,000,000 | 59,306,197 | |
| Negotiable CDs | 89114WVW3 | TORONTO DOMINION BANK NY | 5/9/2022 | 1/4/2023 | 2.26 | 50,000,000 | 50,000,000 | 50,000,000 | 49,840,664 | |
| Negotiable CDs | 06367CTW7 | BANK OF MONTREAL CHICAGO | 4/6/2022 | 1/13/2023 | 1.92 | 50,000,000 | 50,000,000 | 50,000,000 | 49,740,584 | |
| Negotiable CDs | 89114WU94 | TORONTO DOMINION BANK NY | 4/6/2022 | 1/13/2023 | 1.92 | 50,000,000 | 50,000,000 | 50,000,000 | 49,740,584 | |
| Negotiable CDs | 06367CUZ8 | BANK OF MONTREAL CHICAGO | 5/12/2022 | 1/18/2023 | 2.28 | 50,000,000 | 50,000,000 | 50,000,000 | 49,834,637 | |
| Negotiable CDs | 89114WVX9 | TORONTO DOMINION BANK NY | 5/9/2022 | 1/24/2023 | 2.36 | 50,000,000 | 50,000,000 | 50,000,000 | 49,852,290 | |
| Negotiable CDs | 78012U5C5 | ROYAL BANK OF CANADA NY | 4/14/2022 | 1/27/2023 | 2.00 | 50,000,000 | 50,000,000 | 50,000,000 | 49,745,721 | |
| Negotiable CDs | 06367CSR9 | BANK OF MONTREAL CHICAGO | 3/1/2022 | 1/30/2023 | 1.18 | 50,000,000 | 50,000,000 | 50,000,000 | 49,502,794 | |
| Negotiable CDs | 89114WQL2 | TORONTO DOMINION BANK NY | 2/3/2022 | 1/30/2023 | 0.95 | 50,000,000 | 50,000,000 | 50,000,000 | 49,435,653 | |
| Negotiable CDs | 06367CSM0 | BANK OF MONTREAL CHICAGO | 2/28/2022 | 2/13/2023 | 1.35 | 50,000,000 | 50,000,000 | 50,000,000 | 49,523,176 | |
| Negotiable CDs | 89114WRW7 | TORONTO DOMINION BANK NY | 2/28/2022 | 2/13/2023 | 1.35 | 50,000,000 | 50,000,000 | 50,000,000 | 49,523,176 | |
| Negotiable CDs | 89114WUU7 | TORONTO DOMINION BANK NY | 4/12/2022 | 2/27/2023 | 2.16 | 100,000,000 | 100,000,000 | 100,000,000 | 99,522,784 | |
| Negotiable CDs | 06367CV46 | BANK OF MONTREAL CHICAGO | 5/17/2022 | 3/27/2023 | 2.60 | 50,000,000 | 50,000,000 | 50,000,000 | 49,897,536 | |
| Negotiable CDs | 78012U5Z4 | ROYAL BANK OF CANADA NY | 5/24/2022 | 3/27/2023 | 2.58 | 50,000,000 | 50,000,000 | 50,000,000 | 49,890,748 | |
| Negotiable CDs | 78012U6W0 | ROYAL BANK OF CANADA NY | 6/21/2022 | 6/15/2023 | 3.71 | 50,000,000 | 50,000,000 | 50,000,000 | 50,182,206 | |
| Negotiable CDs | 78012U7H2 | ROYAL BANK OF CANADA NY | 6/28/2022 | 6/15/2023 | 3.68 | 50,000,000 | 50,000,000 | 50,000,000 | 50,169,209 | |
| Subtotals | | | | | 1.26 | \$ 1,960,000,000 | \$ 1,960,000,000 | \$ 1,960,000,000 | \$ 1,953,299,041 | |

Investment Inventory

Pooled Fund

| Type of Investment | CUSIP | Issuer Name | Settle Date | Maturity | | Coupon | Par Value | Book Value | Amortized | |
|---------------------|-----------|-------------------------------|-------------|------------|-------------|--------------------------|--------------------------|--------------------------|--------------------------|--------------|
| | | | | Date | | | | | Book Value | Market Value |
| Commercial Paper | 62479MG15 | MUFG BANK LTD NY | 2/23/2022 | 7/1/2022 | 0.00 | \$ 50,000,000 | \$ 49,884,444 | \$ 50,000,000 | \$ 50,000,000 | |
| Commercial Paper | 89233HG16 | TOYOTA MOTOR CREDIT CORP | 11/19/2021 | 7/1/2022 | 0.00 | 50,000,000 | 49,925,333 | 50,000,000 | 50,000,000 | |
| Commercial Paper | 62479MGL1 | MUFG BANK LTD NY | 2/28/2022 | 7/20/2022 | 0.00 | 50,000,000 | 49,867,861 | 49,982,319 | 49,957,250 | |
| Commercial Paper | 62479MGN7 | MUFG BANK LTD NY | 3/1/2022 | 7/22/2022 | 0.00 | 50,000,000 | 49,860,972 | 49,979,583 | 49,952,750 | |
| Commercial Paper | 89233HH15 | TOYOTA MOTOR CREDIT CORP | 11/4/2021 | 8/1/2022 | 0.00 | 50,000,000 | 49,906,250 | 49,989,236 | 49,930,250 | |
| Commercial Paper | 62479MH30 | MUFG BANK LTD NY | 3/28/2022 | 8/3/2022 | 0.00 | 50,000,000 | 49,786,667 | 49,945,000 | 49,925,750 | |
| Commercial Paper | 62479MH55 | MUFG BANK LTD NY | 4/6/2022 | 8/5/2022 | 0.00 | 50,000,000 | 49,808,417 | 49,944,583 | 49,921,250 | |
| Commercial Paper | 62479MHQ9 | MUFG BANK LTD NY | 4/12/2022 | 8/24/2022 | 0.00 | 50,000,000 | 49,776,667 | 49,910,000 | 49,878,500 | |
| Commercial Paper | 03785EJ62 | APPLE INC | 5/10/2022 | 9/6/2022 | 0.00 | 40,000,000 | 39,841,333 | 39,910,667 | 39,862,278 | |
| Commercial Paper | 62479MJE4 | MUFG BANK LTD NY | 5/10/2022 | 9/14/2022 | 0.00 | 40,000,000 | 39,774,222 | 39,866,667 | 39,845,833 | |
| Commercial Paper | 62479MKC6 | MUFG BANK LTD NY | 6/22/2022 | 10/12/2022 | 0.00 | 50,000,000 | 49,639,111 | 49,668,111 | 49,691,000 | |
| Commercial Paper | 89233HKL7 | TOYOTA MOTOR CREDIT CORP | 6/23/2022 | 10/20/2022 | 0.00 | 50,000,000 | 49,611,597 | 49,637,708 | 49,667,000 | |
| Commercial Paper | 89233HKM5 | TOYOTA MOTOR CREDIT CORP | 6/27/2022 | 10/21/2022 | 0.00 | 50,000,000 | 49,610,111 | 49,623,556 | 49,664,000 | |
| Commercial Paper | 62479MKS1 | MUFG BANK LTD NY | 6/27/2022 | 10/26/2022 | 0.00 | 50,000,000 | 49,588,264 | 49,601,875 | 49,649,000 | |
| Subtotals | | | | | 0.00 | \$ 680,000,000 | \$ 676,881,250 | \$ 678,059,306 | \$ 677,944,861 | |
| Money Market Funds | 09248U718 | BLACKROCK LIQ INST GOV FUND | 6/30/2022 | 7/1/2022 | 1.03 | \$ 161,563,599 | \$ 161,563,599 | \$ 161,563,599 | \$ 161,563,599 | |
| Money Market Funds | 262006208 | DREYFUS GOVERN CASH MGMT-I | 6/30/2022 | 7/1/2022 | 1.03 | 678,592,464 | 678,592,464 | 678,592,464 | 678,592,464 | |
| Money Market Funds | 31607A703 | FIDELITY INST GOV FUND | 6/30/2022 | 7/1/2022 | 0.97 | 14,369,461 | 14,369,461 | 14,369,461 | 14,369,461 | |
| Money Market Funds | 608919718 | FEDERATED GOVERNMENT OBL-PI | 6/30/2022 | 7/1/2022 | 1.27 | 306,135,211 | 306,135,211 | 306,135,211 | 306,135,211 | |
| Money Market Funds | 61747C707 | MORGAN STANLEY INST GOVT FUND | 6/30/2022 | 7/1/2022 | 1.07 | 879,461,896 | 879,461,896 | 879,461,896 | 879,461,896 | |
| Money Market Funds | 85749T517 | STATE ST INST US GOV MM-OPP | 6/30/2022 | 7/1/2022 | 1.06 | 400,624,322 | 400,624,322 | 400,624,322 | 400,624,322 | |
| Subtotals | | | | | 1.08 | \$ 2,440,746,955 | \$ 2,440,746,955 | \$ 2,440,746,955 | \$ 2,440,746,955 | |
| Supranationals | 459058ES8 | INTL BK RECON & DEVELOP | 12/16/2021 | 10/7/2022 | 1.88 | \$ 64,387,000 | \$ 65,187,330 | \$ 64,734,262 | \$ 64,422,413 | |
| Supranationals | 459058JV6 | INTL BK RECON & DEVELOP | 4/20/2021 | 4/20/2023 | 0.13 | 100,000,000 | 99,793,000 | 99,908,410 | 98,172,000 | |
| Supranationals | 4581X0CC0 | INTER-AMERICAN DEVEL BK | 12/15/2021 | 10/4/2023 | 3.00 | 25,756,000 | 26,837,752 | 26,561,560 | 25,945,822 | |
| Supranationals | 45906M3B5 | INTL BK RECON & DEVELOP | 3/23/2022 | 6/14/2024 | 1.98 | 100,000,000 | 100,000,000 | 100,000,000 | 98,775,000 | |
| Supranationals | 459056HV2 | INTL BK RECON & DEVELOP | 11/2/2021 | 8/28/2024 | 1.50 | 50,000,000 | 50,984,250 | 50,782,622 | 48,743,000 | |
| Supranationals | 4581X0DZ8 | INTER-AMERICAN DEVEL BK | 11/4/2021 | 9/23/2024 | 0.50 | 50,000,000 | 49,595,500 | 49,675,709 | 47,553,500 | |
| Supranationals | 45950VQG4 | INTL FINANCE CORP | 10/22/2021 | 9/23/2024 | 0.44 | 10,000,000 | 9,918,700 | 9,935,615 | 9,457,000 | |
| Supranationals | 4581X0CM8 | INTER-AMERICAN DEVEL BK | 4/26/2021 | 1/15/2025 | 2.13 | 100,000,000 | 105,676,000 | 104,002,415 | 98,447,000 | |
| Supranationals | 459058JB0 | INTL BK RECON & DEVELOP | 7/23/2021 | 4/22/2025 | 0.63 | 40,000,000 | 40,086,000 | 40,066,337 | 37,618,400 | |
| Supranationals | 4581X0DN5 | INTER-AMERICAN DEVEL BK | 11/1/2021 | 7/15/2025 | 0.63 | 28,900,000 | 28,519,098 | 28,578,825 | 27,014,853 | |
| Supranationals | 45818WDG8 | INTER-AMERICAN DEVEL BK | 8/25/2021 | 2/27/2026 | 0.82 | 19,500,000 | 19,556,907 | 19,547,233 | 17,973,345 | |
| Subtotals | | | | | 1.34 | \$ 588,543,000 | \$ 596,154,538 | \$ 593,792,988 | \$ 574,122,333 | |
| Grand Totals | | | | | 1.01 | \$ 14,944,568,955 | \$ 14,958,308,738 | \$ 14,945,880,791 | \$ 14,529,622,341 | |

Monthly Investment Earnings

Pooled Fund

For month ended June 30, 2022

| Type of Investment | CUSIP | Issuer Name | Par Value | Coupon | YTM ¹ | Settle Date | Maturity | | Amort. | Realized | Earned Income |
|--------------------|-----------|---------------|-----------|--------|------------------|-------------|----------|-----------------|------------|-------------|---------------|
| | | | | | | | Date | Earned Interest | Expense | Gain/(Loss) | /Net Earnings |
| U.S. Treasuries | 9128286Y1 | US TREASURY | 0 | 1.75 | 0.0801 | 4/8/21 | 6/15/22 | 33653.85 | -32017 | 0 | 1636.85 |
| U.S. Treasuries | 9128286Y1 | US TREASURY | 0 | 1.75 | 0.0922 | 4/28/21 | 6/15/22 | 33653.85 | -31779.66 | 0.00 | 1874.19 |
| U.S. Treasuries | 912796W39 | TREASURY BILL | 0 | 0 | 0.4808 | 3/1/22 | 6/28/22 | 0 | 9000 | 0 | 9000 |
| U.S. Treasuries | 912828XW5 | US TREASURY | 0 | 1.75 | 1.7692 | 8/15/17 | 6/30/22 | 35048.34 | 365.94 | 0 | 35414.28 |
| U.S. Treasuries | 912828ZX1 | US TREASURY | 0 | 0.125 | 0.107 | 3/12/21 | 6/30/22 | 5006.91 | -715.46 | 0.00 | 4291.45 |
| U.S. Treasuries | 912828ZX1 | US TREASURY | 0 | 0.125 | 0.0906 | 3/31/21 | 6/30/22 | 5006.91 | -1366.33 | 0.00 | 3640.58 |
| U.S. Treasuries | 912828ZX1 | US TREASURY | 0 | 0.125 | 0.0837 | 4/8/21 | 6/30/22 | 5006.91 | -1643.59 | 0 | 3363.32 |
| U.S. Treasuries | 912828ZX1 | US TREASURY | 0 | 0.125 | 0.0927 | 4/15/21 | 6/30/22 | 5006.91 | -1284.37 | 0 | 3722.54 |
| U.S. Treasuries | 912828ZX1 | US TREASURY | 0 | 0.125 | 0.0926 | 4/16/21 | 6/30/22 | 5006.91 | -1287.29 | 0 | 3719.62 |
| U.S. Treasuries | 912828ZX1 | US TREASURY | 0 | 0.125 | 0.0924 | 4/19/21 | 6/30/22 | 5006.91 | -1296.12 | 0 | 3710.79 |
| U.S. Treasuries | 912828YA2 | US TREASURY | 100000000 | 1.5 | 0.0988 | 3/30/21 | 8/15/22 | 124309.39 | -115323.69 | 0 | 8985.7 |
| U.S. Treasuries | 91282CAG6 | US TREASURY | 50000000 | 0.125 | 0.0974 | 3/30/21 | 8/31/22 | 5095.11 | -1128.97 | 0 | 3966.14 |
| U.S. Treasuries | 912796U56 | TREASURY BILL | 50000000 | 0 | 0.9817 | 3/29/22 | 9/22/22 | 0.00 | 40708.33 | 0.00 | 40708.33 |
| U.S. Treasuries | 912796U64 | TREASURY BILL | 50000000 | 0 | 1.0556 | 3/31/22 | 9/29/22 | 0 | 43749.97 | 0 | 43749.97 |
| U.S. Treasuries | 912796M89 | TREASURY BILL | 50000000 | 0 | 1.1163 | 4/7/22 | 10/6/22 | 0.00 | 46250.02 | 0.00 | 46250.02 |
| U.S. Treasuries | 912796V63 | TREASURY BILL | 50000000 | 0 | 1.2579 | 4/21/22 | 10/20/22 | 0.00 | 52083.29 | 0.00 | 52083.29 |
| U.S. Treasuries | 912828TY6 | US TREASURY | 50000000 | 1.625 | 0.1236 | 4/8/21 | 11/15/22 | 66236.41 | -61493.44 | 0 | 4742.97 |
| U.S. Treasuries | 912796P94 | TREASURY BILL | 50000000 | 0 | 0.2494 | 12/13/21 | 12/1/22 | 0.00 | 10366.67 | 0.00 | 10366.67 |
| U.S. Treasuries | 912828Z86 | US TREASURY | 50000000 | 1.375 | 0.1371 | 8/17/21 | 2/15/23 | 56975.14 | -50666.99 | 0.00 | 6308.15 |
| U.S. Treasuries | 912828Z86 | US TREASURY | 50000000 | 1.375 | 1.0249 | 3/3/22 | 2/15/23 | 56975.14 | -14270.69 | 0.00 | 42704.45 |
| U.S. Treasuries | 912828ZD5 | US TREASURY | 50000000 | 0.5 | 0.162 | 3/18/21 | 3/15/23 | 20380.44 | -13862.62 | 0 | 6517.82 |
| U.S. Treasuries | 91282CBU4 | US TREASURY | 50000000 | 0.125 | 0.1537 | 5/4/21 | 3/31/23 | 5122.95 | 1178.61 | 0.00 | 6301.56 |
| U.S. Treasuries | 912828ZU7 | US TREASURY | 50000000 | 0.25 | 0.1911 | 3/12/21 | 6/15/23 | 10272.17 | -2414.77 | 0.00 | 7857.4 |
| U.S. Treasuries | 912828ZU7 | US TREASURY | 50000000 | 0.25 | 0.1837 | 4/8/21 | 6/15/23 | 10272.17 | -2716.76 | 0 | 7555.41 |
| U.S. Treasuries | 912828ZU7 | US TREASURY | 50000000 | 0.25 | 0.252 | 6/24/21 | 6/15/23 | 10272.17 | 81.26 | 0 | 10353.43 |
| U.S. Treasuries | 912828S35 | US TREASURY | 50000000 | 1.375 | 1.6093 | 1/9/20 | 6/30/23 | 56944.18 | 9334.34 | 0.00 | 66278.52 |
| U.S. Treasuries | 912828S35 | US TREASURY | 50000000 | 1.375 | 0.2422 | 6/24/21 | 6/30/23 | 56944.18 | -46413.25 | 0 | 10530.93 |
| U.S. Treasuries | 91282CCK5 | US TREASURY | 50000000 | 0.125 | 0.2602 | 6/30/21 | 6/30/23 | 5176.75 | 5538.31 | 0 | 10715.06 |
| U.S. Treasuries | 912828S92 | US TREASURY | 50000000 | 1.25 | 0.2011 | 4/1/21 | 7/31/23 | 51795.58 | -43033.01 | 0 | 8762.57 |
| U.S. Treasuries | 912828S92 | US TREASURY | 50000000 | 1.25 | 0.2027 | 4/1/21 | 7/31/23 | 51795.58 | -42964.16 | 0 | 8831.42 |
| U.S. Treasuries | 91282CAK7 | US TREASURY | 50000000 | 0.125 | 0.2333 | 8/10/21 | 9/15/23 | 5095.11 | 4436.6 | 0 | 9531.71 |
| U.S. Treasuries | 912828WE6 | US TREASURY | 50000000 | 2.75 | 1.7091 | 12/17/19 | 11/15/23 | 112092.39 | -41167.33 | 0.00 | 70925.06 |
| U.S. Treasuries | 91282CBA8 | US TREASURY | 50000000 | 0.125 | 0.2954 | 3/19/21 | 12/15/23 | 5136.09 | 6965.69 | 0 | 12101.78 |
| U.S. Treasuries | 91282CBA8 | US TREASURY | 50000000 | 0.125 | 0.7232 | 12/9/21 | 12/15/23 | 5136.09 | 24360.99 | 0 | 29497.08 |
| U.S. Treasuries | 91282CBA8 | US TREASURY | 50000000 | 0.125 | 0.6864 | 12/15/21 | 12/15/23 | 5136.09 | 22875.65 | 0.00 | 28011.74 |
| U.S. Treasuries | 9128285Z9 | US TREASURY | 50000000 | 2.5 | 0.3278 | 10/4/21 | 1/31/24 | 103591.16 | -88753.31 | 0.00 | 14837.85 |
| U.S. Treasuries | 91282CDV0 | US TREASURY | 50000000 | 0.875 | 1.5159 | 2/23/22 | 1/31/24 | 36256.90 | 25857.5 | 0.00 | 62114.4 |
| U.S. Treasuries | 91282CDV0 | US TREASURY | 50000000 | 0.875 | 2.4625 | 4/11/22 | 1/31/24 | 36256.91 | 63387.79 | 0.00 | 99644.7 |
| U.S. Treasuries | 912828B66 | US TREASURY | 50000000 | 2.75 | 2.4706 | 4/11/22 | 2/15/24 | 113950.28 | -11111.11 | 0 | 102839.17 |
| U.S. Treasuries | 91282CBR1 | US TREASURY | 50000000 | 0.25 | 1.5538 | 3/8/22 | 3/15/24 | 10190.21 | 52480.31 | 0.00 | 62670.52 |
| U.S. Treasuries | 91282CCC3 | US TREASURY | 50000000 | 0.25 | 0.4475 | 7/2/21 | 5/15/24 | 10190.21 | 8051.05 | 0 | 18241.26 |
| U.S. Treasuries | 912828XT2 | US TREASURY | 50000000 | 2 | 0.4283 | 7/6/21 | 5/31/24 | 81967.21 | -64066.18 | 0.00 | 17901.03 |
| U.S. Treasuries | 91282CCL3 | US TREASURY | 50000000 | 0.375 | 0.3763 | 8/6/21 | 7/15/24 | 15538.68 | 54.55 | 0 | 15593.23 |
| U.S. Treasuries | 91282CCL3 | US TREASURY | 50000000 | 0.375 | 0.4018 | 8/9/21 | 7/15/24 | 15538.68 | 1094.18 | 0.00 | 16632.86 |
| U.S. Treasuries | 91282CCL3 | US TREASURY | 50000000 | 0.375 | 2.6013 | 4/12/22 | 7/15/24 | 15538.67 | 88281.25 | 0 | 103819.92 |
| U.S. Treasuries | 912828Y87 | US TREASURY | 50000000 | 1.75 | 0.4154 | 3/30/21 | 7/31/24 | 72513.81 | -54411.92 | 0.00 | 18101.89 |
| U.S. Treasuries | 91282CCT6 | US TREASURY | 50000000 | 0.375 | 0.4439 | 8/25/21 | 8/15/24 | 15538.68 | 2805.6 | 0.00 | 18344.28 |
| U.S. Treasuries | 912828YM6 | US TREASURY | 50000000 | 1.5 | 0.5038 | 4/15/21 | 10/31/24 | 61141.31 | -40450.04 | 0 | 20691.27 |
| U.S. Treasuries | 912828G38 | US TREASURY | 50000000 | 2.25 | 0.5162 | 3/9/21 | 11/15/24 | 91711.96 | -70382.1 | 0.00 | 21329.86 |
| U.S. Treasuries | 912828G38 | US TREASURY | 50000000 | 2.25 | 0.4762 | 3/12/21 | 11/15/24 | 91711.96 | -72065.08 | 0 | 19646.88 |
| U.S. Treasuries | 912828YY0 | US TREASURY | 50000000 | 1.75 | 0.5625 | 3/15/21 | 12/31/24 | 72474.41 | -48159.25 | 0 | 24315.16 |
| U.S. Treasuries | 912828Z52 | US TREASURY | 50000000 | 1.375 | 0.5756 | 3/30/21 | 1/31/25 | 56975.14 | -32408.23 | 0 | 24566.91 |
| U.S. Treasuries | 912828Z52 | US TREASURY | 50000000 | 1.375 | 0.5707 | 4/15/21 | 1/31/25 | 56975.14 | -32613.1 | 0 | 24362.04 |

Monthly Investment Earnings

Pooled Fund

| Type of Investment | CUSIP | Issuer Name | Par Value | Coupon | YTM ¹ | Settle Date | Maturity | | Amort. | Realized | Earned Income |
|--------------------|-----------|--------------------------|------------------------|--------|------------------|-------------|----------|---------------------|---------------------|-------------|---------------------|
| | | | | | | | Date | Earned Interest | | | |
| U.S. Treasuries | 912828ZC7 | US TREASURY | 50000000 | 1.125 | 0.607 | 3/15/21 | 2/28/25 | 45855.98 | -20990.02 | 0.00 | 24865.96 |
| U.S. Treasuries | 912828ZC7 | US TREASURY | 50000000 | 1.125 | 0.6083 | 3/31/21 | 2/28/25 | 45855.98 | -20938.05 | 0.00 | 24917.93 |
| U.S. Treasuries | 912828ZF0 | US TREASURY | 50000000 | 0.5 | 0.613 | 4/15/21 | 3/31/25 | 20491.80 | 4578.9 | 0.00 | 25070.7 |
| U.S. Treasuries | 912828ZF0 | US TREASURY | 50000000 | 0.5 | 0.5822 | 4/19/21 | 3/31/25 | 20491.80 | 3331.96 | 0.00 | 23823.76 |
| U.S. Treasuries | 912828ZL7 | US TREASURY | 50000000 | 0.375 | 0.5722 | 5/18/21 | 4/30/25 | 15285.32 | 7999.28 | 0 | 23284.6 |
| U.S. Treasuries | 912828XB1 | US TREASURY | 50000000 | 2.125 | 0.5666 | 9/2/21 | 5/15/25 | 86616.85 | -63277.78 | 0 | 23339.07 |
| U.S. Treasuries | 912828ZW3 | US TREASURY | 50000000 | 0.25 | 0.6546 | 3/8/21 | 6/30/25 | 10353.48 | 16369.05 | 0.00 | 26722.53 |
| U.S. Treasuries | 912828ZW3 | US TREASURY | 50000000 | 0.25 | 0.7014 | 3/9/21 | 6/30/25 | 10353.48 | 18240.74 | 0 | 28594.22 |
| U.S. Treasuries | 912828ZW3 | US TREASURY | 50000000 | 0.25 | 0.6025 | 5/12/21 | 6/30/25 | 10353.48 | 14279.8 | 0 | 24633.28 |
| U.S. Treasuries | 912828ZW3 | US TREASURY | 50000000 | 0.25 | 0.6511 | 5/13/21 | 6/30/25 | 10353.48 | 16230.74 | 0 | 26584.22 |
| U.S. Treasuries | 912828ZW3 | US TREASURY | 50000000 | 0.25 | 0.6175 | 5/18/21 | 6/30/25 | 10353.48 | 14882.19 | 0.00 | 25235.67 |
| U.S. Treasuries | 912828ZW3 | US TREASURY | 50000000 | 0.25 | 0.6022 | 7/12/21 | 6/30/25 | 10353.48 | 14274.39 | 0.00 | 24627.87 |
| U.S. Treasuries | 912828ZW3 | US TREASURY | 50000000 | 0.25 | 0.5091 | 8/5/21 | 6/30/25 | 10353.48 | 10526.31 | 0 | 20879.79 |
| U.S. Treasuries | 912828ZW3 | US TREASURY | 50000000 | 0.25 | 0.5583 | 8/6/21 | 6/30/25 | 10353.48 | 12508.78 | 0.00 | 22862.26 |
| U.S. Treasuries | 912828ZW3 | US TREASURY | 50000000 | 0.25 | 1.0354 | 12/7/21 | 6/30/25 | 10353.48 | 31616.31 | 0 | 41969.79 |
| U.S. Treasuries | 91282CAB7 | US TREASURY | 50000000 | 0.25 | 0.5246 | 8/5/21 | 7/31/25 | 10359.11 | 11147.3 | 0.00 | 21506.41 |
| U.S. Treasuries | 91282CAB7 | US TREASURY | 50000000 | 0.25 | 0.5738 | 8/6/21 | 7/31/25 | 10359.11 | 13128.22 | 0 | 23487.33 |
| U.S. Treasuries | 91282CAM3 | US TREASURY | 50000000 | 0.25 | 0.6628 | 5/12/21 | 9/30/25 | 10245.91 | 16678.37 | 0 | 26924.28 |
| U.S. Treasuries | 91282CAM3 | US TREASURY | 50000000 | 0.25 | 0.5987 | 7/26/21 | 9/30/25 | 10245.91 | 14120.83 | 0.00 | 24366.74 |
| U.S. Treasuries | 91282CAT8 | US TREASURY | 50000000 | 0.25 | 0.5542 | 2/25/21 | 10/31/25 | 10190.21 | 12308.46 | 0.00 | 22498.67 |
| U.S. Treasuries | 91282CAT8 | US TREASURY | 50000000 | 0.25 | 0.6521 | 3/2/21 | 10/31/25 | 10190.21 | 16230.2 | 0.00 | 26420.41 |
| U.S. Treasuries | 91282CAT8 | US TREASURY | 50000000 | 0.25 | 0.6655 | 3/4/21 | 10/31/25 | 10190.21 | 16765.66 | 0.00 | 26955.87 |
| U.S. Treasuries | 91282CBC4 | US TREASURY | 50000000 | 0.375 | 0.6036 | 2/25/21 | 12/31/25 | 15530.23 | 9235.96 | 0.00 | 24766.19 |
| U.S. Treasuries | 91282CBC4 | US TREASURY | 50000000 | 0.375 | 0.6814 | 2/26/21 | 12/31/25 | 15530.23 | 12354.7 | 0.00 | 27884.93 |
| U.S. Treasuries | 91282CBW0 | US TREASURY | 50000000 | 0.75 | 0.8929 | 6/28/21 | 4/30/26 | 30570.65 | 5736.69 | 0.00 | 36307.34 |
| U.S. Treasuries | 91282CBW0 | US TREASURY | 50000000 | 0.75 | 0.8642 | 7/2/21 | 4/30/26 | 30570.65 | 4586.47 | 0.00 | 35157.12 |
| U.S. Treasuries | 912828R36 | US TREASURY | 50000000 | 1.625 | 0.6924 | 7/23/21 | 5/15/26 | 66236.41 | -37617.39 | 0.00 | 28619.02 |
| U.S. Treasuries | 912828R36 | US TREASURY | 50000000 | 1.625 | 0.8064 | 8/27/21 | 5/15/26 | 66236.41 | -32937.72 | 0.00 | 33298.69 |
| U.S. Treasuries | 91282CCJ8 | US TREASURY | 50000000 | 0.875 | 0.9031 | 7/2/21 | 6/30/26 | 36237.20 | 1124.33 | 0.00 | 37361.53 |
| U.S. Treasuries | 91282CCJ8 | US TREASURY | 50000000 | 0.875 | 0.846 | 7/14/21 | 6/30/26 | 36237.20 | -1164.11 | 0.00 | 35073.09 |
| U.S. Treasuries | 91282CCJ8 | US TREASURY | 50000000 | 0.875 | 0.7322 | 7/22/21 | 6/30/26 | 36237.20 | -5748.95 | 0.00 | 30488.25 |
| U.S. Treasuries | 91282CCJ8 | US TREASURY | 50000000 | 0.875 | 0.7395 | 7/22/21 | 6/30/26 | 36237.20 | -5456.62 | 0.00 | 30780.58 |
| U.S. Treasuries | 91282CCJ8 | US TREASURY | 50000000 | 0.875 | 0.706 | 8/6/21 | 6/30/26 | 36237.20 | -6812.46 | 0.00 | 29424.74 |
| U.S. Treasuries | 91282CCJ8 | US TREASURY | 50000000 | 0.875 | 0.7746 | 8/10/21 | 6/30/26 | 36237.20 | -4037.55 | 0 | 32199.65 |
| U.S. Treasuries | 91282CCJ8 | US TREASURY | 50000000 | 0.875 | 0.9018 | 9/24/21 | 6/30/26 | 36237.20 | 1077.58 | 0.00 | 37314.78 |
| U.S. Treasuries | 91282CCJ8 | US TREASURY | 50000000 | 0.875 | 1.0521 | 10/14/21 | 6/30/26 | 36237.20 | 7085.75 | 0 | 43322.95 |
| U.S. Treasuries | 91282CCJ8 | US TREASURY | 50000000 | 0.875 | 1.3228 | 1/4/22 | 6/30/26 | 36237.21 | 17814.22 | 0 | 54051.43 |
| U.S. Treasuries | 91282CCW9 | US TREASURY | 50000000 | 0.75 | 0.9797 | 9/28/21 | 8/31/26 | 30570.65 | 9189.9 | 0 | 39760.55 |
| U.S. Treasuries | 91282CCZ2 | US TREASURY | 50000000 | 0.875 | 1.0032 | 10/8/21 | 9/30/26 | 35860.66 | 5124.53 | 0 | 40985.19 |
| U.S. Treasuries | 91282CCZ2 | US TREASURY | 50000000 | 0.875 | 1.0105 | 10/8/21 | 9/30/26 | 35860.66 | 5414.61 | 0 | 41275.27 |
| U.S. Treasuries | 91282CCZ2 | US TREASURY | 50000000 | 0.875 | 1.1593 | 10/19/21 | 9/30/26 | 35860.66 | 11316.67 | 0 | 47177.33 |
| U.S. Treasuries | 91282CDK4 | US TREASURY | 50000000 | 1.25 | 1.2201 | 12/3/21 | 11/30/26 | 51229.51 | -1189.23 | 0 | 50040.28 |
| U.S. Treasuries | 91282CDK4 | US TREASURY | 50000000 | 1.25 | 1.2014 | 12/7/21 | 11/30/26 | 51229.51 | -1932.72 | 0.00 | 49296.79 |
| U.S. Treasuries | 91282CDK4 | US TREASURY | 50000000 | 1.25 | 2.5854 | 3/29/22 | 11/30/26 | 51229.51 | 51351.05 | 0 | 102580.56 |
| U.S. Treasuries | 91282CDQ1 | US TREASURY | 50000000 | 1.25 | 2.5489 | 3/29/22 | 12/31/26 | 51767.43 | 49929.43 | 0 | 101696.86 |
| U.S. Treasuries | 91282CEF4 | US TREASURY | 25000000 | 2.5 | 2.7091 | 4/6/22 | 3/31/27 | 51229.5 | 3992.1 | 0 | 55221.6 |
| Subtotals | | | \$ 4,475,000.00 | | | | | \$ 3,156,829 | \$ (243,509) | \$ - | \$ 2,913,320 |
| Federal Agencies | 3133EHLY7 | FEDERAL FARM CREDIT BANK | \$ - | 1.88 | 1.85 | 6/6/17 | 6/2/22 | \$ 2,604 | \$ (33) | \$ - | \$ 2,572 |
| Federal Agencies | 3133EHLY7 | FEDERAL FARM CREDIT BANK | - | 1.88 | 1.88 | 6/9/17 | 6/2/22 | 2,604 | 1 | - | 2,606 |
| Federal Agencies | 3133EMF64 | FEDERAL FARM CREDIT BANK | - | 0.06 | 0.08 | 7/7/21 | 6/9/22 | 783 | 272 | - | 1,055 |
| Federal Agencies | 3133ELDK7 | FEDERAL FARM CREDIT BANK | - | 1.63 | 1.63 | 12/16/19 | 6/15/22 | 15,847 | 20 | - | 15,868 |
| Federal Agencies | 3133ELDK7 | FEDERAL FARM CREDIT BANK | - | 1.63 | 1.63 | 12/16/19 | 6/15/22 | 12,678 | 16 | - | 12,694 |
| Federal Agencies | 3133ELDK7 | FEDERAL FARM CREDIT BANK | - | 1.63 | 1.63 | 12/16/19 | 6/15/22 | 15,847 | 20 | - | 15,868 |

Monthly Investment Earnings

Pooled Fund

| Type of Investment | CUSIP | Issuer Name | Par Value | Coupon | YTM ¹ | Settle Date | Maturity | | Amort. | Realized | Earned Income |
|--------------------|-----------|--------------------------|-------------|--------|------------------|-------------|----------|-----------------|----------|----------|---------------|
| | | | | | | | Date | Earned Interest | | | |
| Federal Agencies | 313385F92 | FED HOME LN DISCOUNT NT | 25,000,000 | 0.00 | 1.12 | 5/10/22 | 9/16/22 | - | 23,333 | - | 23,333 |
| Federal Agencies | 3133EHZP1 | FEDERAL FARM CREDIT BANK | 25,000,000 | 1.85 | 0.69 | 3/18/20 | 9/20/22 | 38,542 | (23,540) | - | 15,002 |
| Federal Agencies | 3133ELVL5 | FEDERAL FARM CREDIT BANK | 40,000,000 | 0.70 | 0.71 | 4/3/20 | 10/3/22 | 23,333 | 329 | - | 23,662 |
| Federal Agencies | 3133EMS45 | FEDERAL FARM CREDIT BANK | 50,000,000 | 0.11 | 0.12 | 7/14/21 | 12/14/22 | 4,583 | 411 | - | 4,995 |
| Federal Agencies | 3133EMWK4 | FEDERAL FARM CREDIT BANK | 60,000,000 | 0.14 | 0.15 | 5/18/21 | 1/19/23 | 7,000 | 619 | - | 7,619 |
| Federal Agencies | 3133ELJH8 | FEDERAL FARM CREDIT BANK | 10,140,000 | 1.60 | 0.74 | 3/25/20 | 1/23/23 | 13,520 | (7,083) | - | 6,437 |
| Federal Agencies | 3133EMPH9 | FEDERAL FARM CREDIT BANK | 45,500,000 | 0.13 | 1.10 | 3/3/22 | 2/3/23 | 4,740 | 35,936 | - | 40,676 |
| Federal Agencies | 3133827H0 | FEDERAL HOME LOAN BANK | 44,400,000 | 2.14 | 1.08 | 3/7/22 | 2/6/23 | 79,180 | (38,097) | - | 41,083 |
| Federal Agencies | 3133ENDQ0 | FEDERAL FARM CREDIT BANK | 50,000,000 | 0.16 | 0.32 | 11/12/21 | 2/10/23 | 6,667 | 6,607 | - | 13,274 |
| Federal Agencies | 3133EMUH3 | FEDERAL FARM CREDIT BANK | 65,000,000 | 0.13 | 0.16 | 3/31/21 | 3/23/23 | 6,771 | 1,864 | - | 8,634 |
| Federal Agencies | 3133EMVP4 | FEDERAL FARM CREDIT BANK | 20,000,000 | 0.13 | 0.19 | 4/13/21 | 4/13/23 | 2,083 | 1,085 | - | 3,168 |
| Federal Agencies | 3133EMVP4 | FEDERAL FARM CREDIT BANK | 25,000,000 | 0.13 | 0.19 | 4/13/21 | 4/13/23 | 2,604 | 1,356 | - | 3,960 |
| Federal Agencies | 3133EMVP4 | FEDERAL FARM CREDIT BANK | 50,000,000 | 0.13 | 0.19 | 4/13/21 | 4/13/23 | 5,208 | 2,712 | - | 7,921 |
| Federal Agencies | 3133EMXM9 | FEDERAL FARM CREDIT BANK | 44,500,000 | 0.13 | 0.17 | 5/5/21 | 4/27/23 | 4,635 | 1,569 | - | 6,205 |
| Federal Agencies | 3133EMYX4 | FEDERAL FARM CREDIT BANK | 12,500,000 | 0.13 | 0.19 | 5/10/21 | 5/10/23 | 1,302 | 658 | - | 1,960 |
| Federal Agencies | 3133EMYX4 | FEDERAL FARM CREDIT BANK | 25,000,000 | 0.13 | 0.19 | 5/10/21 | 5/10/23 | 2,604 | 1,315 | - | 3,919 |
| Federal Agencies | 3133EMYX4 | FEDERAL FARM CREDIT BANK | 75,000,000 | 0.13 | 0.19 | 5/10/21 | 5/10/23 | 7,813 | 3,945 | - | 11,758 |
| Federal Agencies | 3130AMRY0 | FEDERAL HOME LOAN BANK | 15,000,000 | 0.13 | 0.17 | 6/4/21 | 6/2/23 | 1,563 | 569 | - | 2,131 |
| Federal Agencies | 3133EMF31 | FEDERAL FARM CREDIT BANK | 100,000,000 | 0.13 | 0.16 | 6/2/21 | 6/2/23 | 10,417 | 2,548 | - | 12,965 |
| Federal Agencies | 3133EMH96 | FEDERAL FARM CREDIT BANK | 50,000,000 | 0.13 | 0.26 | 6/28/21 | 6/14/23 | 5,208 | 5,663 | - | 10,871 |
| Federal Agencies | 3133EM3S9 | FEDERAL FARM CREDIT BANK | 48,067,000 | 0.20 | 0.53 | 12/14/21 | 6/26/23 | 8,011 | 12,924 | - | 20,935 |
| Federal Agencies | 3133EM3S9 | FEDERAL FARM CREDIT BANK | 50,000,000 | 0.20 | 0.22 | 8/26/21 | 6/26/23 | 8,333 | 902 | - | 9,235 |
| Federal Agencies | 3133EMS37 | FEDERAL FARM CREDIT BANK | 50,000,000 | 0.13 | 0.20 | 7/14/21 | 7/14/23 | 5,208 | 2,968 | - | 8,176 |
| Federal Agencies | 3133EMS37 | FEDERAL FARM CREDIT BANK | 50,000,000 | 0.13 | 0.22 | 7/14/21 | 7/14/23 | 5,208 | 3,812 | - | 9,020 |
| Federal Agencies | 3133ENEY2 | FEDERAL FARM CREDIT BANK | 50,000,000 | 0.45 | 0.45 | 11/24/21 | 7/24/23 | 18,750 | 173 | - | 18,923 |
| Federal Agencies | 3133EM2E1 | FEDERAL FARM CREDIT BANK | 50,000,000 | 0.16 | 0.19 | 8/10/21 | 8/10/23 | 6,667 | 1,233 | - | 7,900 |
| Federal Agencies | 3137EAEV7 | FREDDIE MAC | 40,776,000 | 0.25 | 0.59 | 12/6/21 | 8/24/23 | 8,495 | 11,178 | - | 19,673 |
| Federal Agencies | 3130AJXD6 | FEDERAL HOME LOAN BANK | 20,975,000 | 0.13 | 0.59 | 12/14/21 | 9/8/23 | 2,185 | 7,992 | - | 10,177 |
| Federal Agencies | 3135G0U43 | FANNIE MAE | 29,648,000 | 2.88 | 0.66 | 12/9/21 | 9/12/23 | 71,032 | (53,519) | - | 17,513 |
| Federal Agencies | 3133EM6N7 | FEDERAL FARM CREDIT BANK | 50,000,000 | 0.17 | 0.22 | 9/27/21 | 9/27/23 | 7,083 | 2,055 | - | 9,138 |
| Federal Agencies | 3133ENGF1 | FEDERAL FARM CREDIT BANK | 25,000,000 | 0.50 | 0.57 | 12/3/21 | 12/1/23 | 10,417 | 1,494 | - | 11,910 |
| Federal Agencies | 3133ENGF1 | FEDERAL FARM CREDIT BANK | 25,000,000 | 0.50 | 0.57 | 12/3/21 | 12/1/23 | 10,417 | 1,494 | - | 11,910 |
| Federal Agencies | 3133ENGF1 | FEDERAL FARM CREDIT BANK | 75,000,000 | 0.50 | 0.60 | 12/3/21 | 12/1/23 | 31,250 | 4,481 | - | 35,731 |
| Federal Agencies | 3130A3VC5 | FEDERAL HOME LOAN BANK | 10,000,000 | 2.25 | 0.73 | 12/10/21 | 12/8/23 | 18,750 | (12,404) | - | 6,346 |
| Federal Agencies | 3130A3VC5 | FEDERAL HOME LOAN BANK | 30,000,000 | 2.25 | 0.73 | 12/10/21 | 12/8/23 | 56,250 | (37,212) | - | 19,038 |
| Federal Agencies | 3133ENHR4 | FEDERAL FARM CREDIT BANK | 25,000,000 | 0.68 | 0.71 | 12/20/21 | 12/20/23 | 14,167 | 510 | - | 14,676 |
| Federal Agencies | 3133ENHR4 | FEDERAL FARM CREDIT BANK | 25,000,000 | 0.68 | 0.70 | 12/20/21 | 12/20/23 | 14,167 | 493 | - | 14,660 |
| Federal Agencies | 3133ENHR4 | FEDERAL FARM CREDIT BANK | 62,000,000 | 0.68 | 0.70 | 12/20/21 | 12/20/23 | 35,133 | 1,213 | - | 36,346 |
| Federal Agencies | 3133ENLF5 | FEDERAL FARM CREDIT BANK | 11,856,000 | 0.90 | 1.44 | 3/3/22 | 1/18/24 | 8,892 | 5,125 | - | 14,017 |
| Federal Agencies | 3133ENLF5 | FEDERAL FARM CREDIT BANK | 50,000,000 | 0.90 | 1.21 | 2/1/22 | 1/18/24 | 37,500 | 12,528 | - | 50,028 |
| Federal Agencies | 3130AFW94 | FEDERAL HOME LOAN BANK | 39,010,000 | 2.50 | 0.62 | 11/12/21 | 2/13/24 | 81,271 | (59,738) | - | 21,533 |
| Federal Agencies | 3133ELNE0 | FEDERAL FARM CREDIT BANK | 20,495,000 | 1.43 | 0.85 | 3/18/20 | 2/14/24 | 24,423 | (9,572) | - | 14,852 |
| Federal Agencies | 3133EMRZ7 | FEDERAL FARM CREDIT BANK | 5,000,000 | 0.25 | 0.26 | 2/26/21 | 2/26/24 | 1,042 | 49 | - | 1,091 |
| Federal Agencies | 3133EMRZ7 | FEDERAL FARM CREDIT BANK | 5,000,000 | 0.25 | 0.26 | 2/26/21 | 2/26/24 | 1,042 | 49 | - | 1,091 |
| Federal Agencies | 3133EMRZ7 | FEDERAL FARM CREDIT BANK | 100,000,000 | 0.25 | 0.26 | 2/26/21 | 2/26/24 | 20,833 | 986 | - | 21,820 |
| Federal Agencies | 3130ARHG9 | FEDERAL HOME LOAN BANK | 11,000,000 | 2.13 | 2.19 | 3/25/22 | 2/28/24 | 19,479 | 534 | - | 20,013 |
| Federal Agencies | 3130ARHG9 | FEDERAL HOME LOAN BANK | 25,000,000 | 2.13 | 2.19 | 3/25/22 | 2/28/24 | 44,271 | 1,213 | - | 45,484 |
| Federal Agencies | 3133EMTW2 | FEDERAL FARM CREDIT BANK | 50,000,000 | 0.30 | 0.34 | 3/18/21 | 3/18/24 | 12,500 | 1,656 | - | 14,156 |
| Federal Agencies | 3133EMTW2 | FEDERAL FARM CREDIT BANK | 50,000,000 | 0.30 | 0.34 | 3/18/21 | 3/18/24 | 12,500 | 1,657 | - | 14,157 |
| Federal Agencies | 3133EMWV0 | FEDERAL FARM CREDIT BANK | 16,545,000 | 0.35 | 0.34 | 5/4/21 | 4/22/24 | 4,826 | (128) | - | 4,697 |
| Federal Agencies | 3133EMWV0 | FEDERAL FARM CREDIT BANK | 29,424,000 | 0.35 | 0.34 | 5/4/21 | 4/22/24 | 8,582 | (228) | - | 8,354 |
| Federal Agencies | 3133EMWV0 | FEDERAL FARM CREDIT BANK | 39,000,000 | 0.35 | 0.34 | 5/4/21 | 4/22/24 | 11,375 | (302) | - | 11,073 |
| Federal Agencies | 3133ENWP1 | FEDERAL FARM CREDIT BANK | 45,000,000 | 2.63 | 2.69 | 5/16/22 | 5/16/24 | 98,438 | 2,493 | - | 100,931 |
| Federal Agencies | 3133ENWP1 | FEDERAL FARM CREDIT BANK | 50,000,000 | 2.63 | 2.69 | 5/16/22 | 5/16/24 | 109,375 | 2,770 | - | 112,145 |

Monthly Investment Earnings

Pooled Fund

| Type of Investment | CUSIP | Issuer Name | Par Value | Coupon | YTM ¹ | Settle Date | Maturity | | Earned Interest | Amort. | Realized | Earned Income |
|--------------------|-----------|--------------------------|-------------|--------|------------------|-------------|----------|---------|-----------------|---------|-------------|---------------|
| | | | | | | | Date | Date | | Expense | Gain/(Loss) | /Net Earnings |
| Federal Agencies | 3133ENYH7 | FEDERAL FARM CREDIT BANK | 100,000,000 | 2.63 | 2.69 | 6/10/22 | 6/10/24 | 153,125 | 3,706 | - | - | 156,831 |
| Federal Agencies | 3130A1XJ2 | FEDERAL HOME LOAN BANK | 15,955,000 | 2.88 | 2.71 | 5/18/22 | 6/14/24 | 38,226 | (2,115) | - | - | 36,110 |
| Federal Agencies | 3130A1XJ2 | FEDERAL HOME LOAN BANK | 17,980,000 | 2.88 | 2.70 | 5/18/22 | 6/14/24 | 43,077 | (2,526) | - | - | 40,551 |
| Federal Agencies | 3130A1XJ2 | FEDERAL HOME LOAN BANK | 25,500,000 | 2.88 | 2.77 | 5/12/22 | 6/14/24 | 61,094 | (2,063) | - | - | 59,031 |
| Federal Agencies | 3130A1XJ2 | FEDERAL HOME LOAN BANK | 50,000,000 | 2.88 | 2.67 | 5/16/22 | 6/14/24 | 119,792 | (8,053) | - | - | 111,739 |
| Federal Agencies | 3133ENYX2 | FEDERAL FARM CREDIT BANK | 25,000,000 | 3.25 | 3.31 | 6/17/22 | 6/17/24 | 31,597 | 565 | - | - | 32,162 |
| Federal Agencies | 3133ENYX2 | FEDERAL FARM CREDIT BANK | 25,000,000 | 3.25 | 3.31 | 6/17/22 | 6/17/24 | 31,597 | 560 | - | - | 32,157 |
| Federal Agencies | 3133ENYX2 | FEDERAL FARM CREDIT BANK | 50,000,000 | 3.25 | 3.28 | 6/17/22 | 6/17/24 | 63,194 | 575 | - | - | 63,769 |
| Federal Agencies | 3133ENZS2 | FEDERAL FARM CREDIT BANK | 25,000,000 | 3.10 | 3.13 | 6/28/22 | 6/28/24 | 6,458 | 51 | - | - | 6,510 |
| Federal Agencies | 3133ENZS2 | FEDERAL FARM CREDIT BANK | 25,000,000 | 3.10 | 3.13 | 6/28/22 | 6/28/24 | 6,458 | 55 | - | - | 6,514 |
| Federal Agencies | 3133ENZS2 | FEDERAL FARM CREDIT BANK | 50,000,000 | 3.10 | 3.13 | 6/28/22 | 6/28/24 | 12,917 | 111 | - | - | 13,027 |
| Federal Agencies | 3133EMV25 | FEDERAL FARM CREDIT BANK | 50,000,000 | 0.45 | 0.39 | 8/6/21 | 7/23/24 | 18,750 | (2,551) | - | - | 16,199 |
| Federal Agencies | 3133EM5X6 | FEDERAL FARM CREDIT BANK | 25,000,000 | 0.43 | 0.46 | 9/23/21 | 9/23/24 | 8,958 | 691 | - | - | 9,649 |
| Federal Agencies | 3133EM5X6 | FEDERAL FARM CREDIT BANK | 50,000,000 | 0.43 | 0.46 | 9/23/21 | 9/23/24 | 17,917 | 1,382 | - | - | 19,299 |
| Federal Agencies | 3133EM5X6 | FEDERAL FARM CREDIT BANK | 50,000,000 | 0.43 | 0.46 | 9/23/21 | 9/23/24 | 17,917 | 1,382 | - | - | 19,299 |
| Federal Agencies | 3133ENEJ5 | FEDERAL FARM CREDIT BANK | 10,000,000 | 0.88 | 0.91 | 11/18/21 | 11/18/24 | 7,292 | 315 | - | - | 7,606 |
| Federal Agencies | 3133ENEJ5 | FEDERAL FARM CREDIT BANK | 10,000,000 | 0.88 | 0.91 | 11/18/21 | 11/18/24 | 7,292 | 315 | - | - | 7,606 |
| Federal Agencies | 3133ENEJ5 | FEDERAL FARM CREDIT BANK | 50,000,000 | 0.88 | 0.91 | 11/18/21 | 11/18/24 | 36,458 | 1,574 | - | - | 38,032 |
| Federal Agencies | 3133ELCP7 | FEDERAL FARM CREDIT BANK | 25,000,000 | 1.63 | 1.66 | 12/3/19 | 12/3/24 | 33,854 | 657 | - | - | 34,511 |
| Federal Agencies | 3133ENGQ7 | FEDERAL FARM CREDIT BANK | 50,000,000 | 0.92 | 0.93 | 12/9/21 | 12/9/24 | 38,333 | 411 | - | - | 38,744 |
| Federal Agencies | 3133ENGQ7 | FEDERAL FARM CREDIT BANK | 50,000,000 | 0.92 | 0.95 | 12/9/21 | 12/9/24 | 38,333 | 1,013 | - | - | 39,346 |
| Federal Agencies | 3133ENKS8 | FEDERAL FARM CREDIT BANK | 20,000,000 | 1.13 | 1.20 | 1/11/22 | 1/6/25 | 18,750 | 1,237 | - | - | 19,987 |
| Federal Agencies | 3133ENKS8 | FEDERAL FARM CREDIT BANK | 25,000,000 | 1.13 | 1.20 | 1/11/22 | 1/6/25 | 23,438 | 1,547 | - | - | 24,984 |
| Federal Agencies | 3133ENKS8 | FEDERAL FARM CREDIT BANK | 25,000,000 | 1.13 | 1.20 | 1/11/22 | 1/6/25 | 23,438 | 1,547 | - | - | 24,984 |
| Federal Agencies | 3135G0X24 | FANNIE MAE | 39,060,000 | 1.63 | 0.53 | 4/21/21 | 1/7/25 | 52,894 | (34,765) | - | - | 18,128 |
| Federal Agencies | 3137EAEP0 | FREDDIE MAC | 5,000,000 | 1.50 | 1.52 | 2/14/20 | 2/12/25 | 6,250 | 63 | - | - | 6,313 |
| Federal Agencies | 3137EAEP0 | FREDDIE MAC | 5,000,000 | 1.50 | 1.52 | 2/14/20 | 2/12/25 | 6,250 | 63 | - | - | 6,313 |
| Federal Agencies | 3137EAEP0 | FREDDIE MAC | 5,000,000 | 1.50 | 1.52 | 2/14/20 | 2/12/25 | 6,250 | 63 | - | - | 6,313 |
| Federal Agencies | 3137EAEP0 | FREDDIE MAC | 15,000,000 | 1.50 | 1.52 | 2/14/20 | 2/12/25 | 18,750 | 190 | - | - | 18,940 |
| Federal Agencies | 3137EAEP0 | FREDDIE MAC | 50,000,000 | 1.50 | 1.52 | 2/14/20 | 2/12/25 | 62,500 | 633 | - | - | 63,133 |
| Federal Agencies | 3137EAEP0 | FREDDIE MAC | 53,532,000 | 1.50 | 0.55 | 4/21/21 | 2/12/25 | 66,915 | (41,308) | - | - | 25,607 |
| Federal Agencies | 3133ELQY3 | FEDERAL FARM CREDIT BANK | 16,000,000 | 1.21 | 1.22 | 3/23/20 | 3/3/25 | 16,133 | 154 | - | - | 16,287 |
| Federal Agencies | 3133ELQY3 | FEDERAL FARM CREDIT BANK | 24,000,000 | 1.21 | 1.24 | 3/23/20 | 3/3/25 | 24,200 | 594 | - | - | 24,794 |
| Federal Agencies | 3133EMWT5 | FEDERAL FARM CREDIT BANK | 50,000,000 | 0.60 | 0.61 | 4/21/21 | 4/21/25 | 25,000 | 544 | - | - | 25,544 |
| Federal Agencies | 3135G03U5 | FANNIE MAE | 37,938,000 | 0.63 | 1.08 | 12/8/21 | 4/22/25 | 19,759 | 13,896 | - | - | 33,656 |
| Federal Agencies | 3135G03U5 | FANNIE MAE | 50,000,000 | 0.63 | 0.57 | 7/12/21 | 4/22/25 | 26,042 | (2,348) | - | - | 23,694 |
| Federal Agencies | 3135G03U5 | FANNIE MAE | 50,000,000 | 0.63 | 1.08 | 12/8/21 | 4/22/25 | 26,042 | 18,425 | - | - | 44,467 |
| Federal Agencies | 3133ENXE5 | FEDERAL FARM CREDIT BANK | 6,000,000 | 2.85 | 2.90 | 5/23/22 | 5/23/25 | 14,250 | 230 | - | - | 14,480 |
| Federal Agencies | 3133ENXE5 | FEDERAL FARM CREDIT BANK | 20,000,000 | 2.85 | 2.90 | 5/23/22 | 5/23/25 | 47,500 | 766 | - | - | 48,266 |
| Federal Agencies | 3133ENYQ7 | FEDERAL FARM CREDIT BANK | 50,000,000 | 2.95 | 2.97 | 6/13/22 | 6/13/25 | 73,750 | 402 | - | - | 74,152 |
| Federal Agencies | 3135G04Z3 | FANNIE MAE | 4,655,000 | 0.50 | 1.11 | 12/8/21 | 6/17/25 | 1,940 | 2,293 | - | - | 4,232 |
| Federal Agencies | 3135G04Z3 | FANNIE MAE | 10,000,000 | 0.50 | 1.11 | 12/8/21 | 6/17/25 | 4,167 | 4,904 | - | - | 9,071 |
| Federal Agencies | 3130AN4A5 | FEDERAL HOME LOAN BANK | 17,680,000 | 0.70 | 0.62 | 7/12/21 | 6/30/25 | 10,313 | (1,131) | - | - | 9,182 |
| Federal Agencies | 3135G05X7 | FANNIE MAE | 25,000,000 | 0.38 | 0.66 | 3/4/21 | 8/25/25 | 7,813 | 5,794 | - | - | 13,606 |
| Federal Agencies | 3135G05X7 | FANNIE MAE | 72,500,000 | 0.38 | 0.57 | 2/25/21 | 8/25/25 | 22,656 | 11,657 | - | - | 34,313 |
| Federal Agencies | 3130A8ZQ9 | FEDERAL HOME LOAN BANK | 10,295,000 | 1.75 | 1.03 | 11/2/21 | 9/12/25 | 15,014 | (5,965) | - | - | 9,049 |
| Federal Agencies | 3137EAEX3 | FREDDIE MAC | 22,600,000 | 0.38 | 0.68 | 3/4/21 | 9/23/25 | 7,063 | 5,492 | - | - | 12,555 |
| Federal Agencies | 3133ENEG1 | FEDERAL FARM CREDIT BANK | 39,675,000 | 1.05 | 1.08 | 11/17/21 | 11/17/25 | 34,716 | 1,084 | - | - | 35,799 |
| Federal Agencies | 3133ENEG1 | FEDERAL FARM CREDIT BANK | 55,000,000 | 1.05 | 1.09 | 11/17/21 | 11/17/25 | 48,125 | 1,581 | - | - | 49,706 |
| Federal Agencies | 3133ENHM5 | FEDERAL FARM CREDIT BANK | 45,000,000 | 1.17 | 1.20 | 12/16/21 | 12/16/25 | 43,875 | 943 | - | - | 44,818 |
| Federal Agencies | 3133ENHM5 | FEDERAL FARM CREDIT BANK | 50,000,000 | 1.17 | 1.20 | 12/16/21 | 12/16/25 | 48,750 | 1,047 | - | - | 49,797 |
| Federal Agencies | 3133EMZ21 | FEDERAL FARM CREDIT BANK | 15,500,000 | 0.69 | 0.75 | 8/9/21 | 4/6/26 | 8,913 | 738 | - | - | 9,651 |
| Federal Agencies | 3133ENUD0 | FEDERAL FARM CREDIT BANK | 20,000,000 | 2.64 | 2.69 | 4/8/22 | 4/8/26 | 44,000 | 797 | - | - | 44,797 |
| Federal Agencies | 3133ENUD0 | FEDERAL FARM CREDIT BANK | 30,000,000 | 2.64 | 2.69 | 4/8/22 | 4/8/26 | 66,000 | 1,195 | - | - | 67,195 |

Monthly Investment Earnings

Pooled Fund

| Type of Investment | CUSIP | Issuer Name | Par Value | Coupon | YTM ¹ | Settle Date | Maturity | | Earned Interest | Amort. | Realized | Earned Income |
|----------------------|-----------|--------------------------|-------------------------|--------|------------------|-------------|----------|---------------------|--------------------|-------------|---------------------|---------------|
| | | | | | | | Date | Expense | | Gain/(Loss) | /Net Earnings | |
| Federal Agencies | 3130ANNM8 | FEDERAL HOME LOAN BANK | 25,000,000 | 1.05 | 1.05 | 8/19/21 | 7/13/26 | 21,875 | - | - | 21,875 | |
| Federal Agencies | 3130ANNM8 | FEDERAL HOME LOAN BANK | 25,000,000 | 1.05 | 1.05 | 8/19/21 | 7/13/26 | 21,875 | - | - | 21,875 | |
| Federal Agencies | 3130ANNM8 | FEDERAL HOME LOAN BANK | 25,000,000 | 1.05 | 1.05 | 8/19/21 | 7/13/26 | 21,875 | - | - | 21,875 | |
| Federal Agencies | 3130ANNM8 | FEDERAL HOME LOAN BANK | 25,000,000 | 1.05 | 1.05 | 8/19/21 | 7/13/26 | 21,875 | - | - | 21,875 | |
| Federal Agencies | 3130ANMP2 | FEDERAL HOME LOAN BANK | 25,000,000 | 1.07 | 1.07 | 8/20/21 | 7/27/26 | 22,292 | - | - | 22,292 | |
| Federal Agencies | 3130ANMP2 | FEDERAL HOME LOAN BANK | 25,000,000 | 1.07 | 1.07 | 8/20/21 | 7/27/26 | 22,292 | - | - | 22,292 | |
| Federal Agencies | 3130ANMP2 | FEDERAL HOME LOAN BANK | 25,000,000 | 1.07 | 1.07 | 8/20/21 | 7/27/26 | 22,292 | - | - | 22,292 | |
| Federal Agencies | 3130ANMP2 | FEDERAL HOME LOAN BANK | 25,000,000 | 1.07 | 1.07 | 8/20/21 | 7/27/26 | 22,292 | - | - | 22,292 | |
| Federal Agencies | 3130ANTG5 | FEDERAL HOME LOAN BANK | 25,000,000 | 1.05 | 1.05 | 9/13/21 | 8/10/26 | 21,875 | - | - | 21,875 | |
| Federal Agencies | 3130ANTG5 | FEDERAL HOME LOAN BANK | 25,000,000 | 1.05 | 1.05 | 9/13/21 | 8/10/26 | 21,875 | - | - | 21,875 | |
| Federal Agencies | 3130ANTG5 | FEDERAL HOME LOAN BANK | 25,000,000 | 1.05 | 1.05 | 9/13/21 | 8/10/26 | 21,875 | - | - | 21,875 | |
| Federal Agencies | 3130ANTG5 | FEDERAL HOME LOAN BANK | 25,000,000 | 1.05 | 1.05 | 9/13/21 | 8/10/26 | 21,875 | - | - | 21,875 | |
| Federal Agencies | 3130AP6T7 | FEDERAL HOME LOAN BANK | 25,000,000 | 1.08 | 1.08 | 10/1/21 | 9/3/26 | 22,396 | - | - | 22,396 | |
| Federal Agencies | 3130AP6T7 | FEDERAL HOME LOAN BANK | 25,000,000 | 1.08 | 1.08 | 10/1/21 | 9/3/26 | 22,396 | - | - | 22,396 | |
| Federal Agencies | 3130AP6T7 | FEDERAL HOME LOAN BANK | 25,000,000 | 1.08 | 1.08 | 10/1/21 | 9/3/26 | 22,396 | - | - | 22,396 | |
| Federal Agencies | 3130AP6T7 | FEDERAL HOME LOAN BANK | 25,000,000 | 1.08 | 1.08 | 10/1/21 | 9/3/26 | 22,396 | - | - | 22,396 | |
| Federal Agencies | 3130APPR0 | FEDERAL HOME LOAN BANK | 25,000,000 | 1.43 | 1.43 | 11/18/21 | 10/19/26 | 29,792 | - | - | 29,792 | |
| Federal Agencies | 3130APPR0 | FEDERAL HOME LOAN BANK | 25,000,000 | 1.43 | 1.43 | 11/18/21 | 10/19/26 | 29,792 | - | - | 29,792 | |
| Federal Agencies | 3130APPR0 | FEDERAL HOME LOAN BANK | 25,000,000 | 1.43 | 1.43 | 11/18/21 | 10/19/26 | 29,792 | - | - | 29,792 | |
| Federal Agencies | 3130APPR0 | FEDERAL HOME LOAN BANK | 25,000,000 | 1.43 | 1.43 | 11/18/21 | 10/19/26 | 29,792 | - | - | 29,792 | |
| Federal Agencies | 3130AQ7L1 | FEDERAL HOME LOAN BANK | 25,000,000 | 1.61 | 1.61 | 12/16/21 | 11/16/26 | 33,438 | - | - | 33,438 | |
| Federal Agencies | 3130AQ7L1 | FEDERAL HOME LOAN BANK | 25,000,000 | 1.61 | 1.61 | 12/16/21 | 11/16/26 | 33,438 | - | - | 33,438 | |
| Federal Agencies | 3130AQ7L1 | FEDERAL HOME LOAN BANK | 25,000,000 | 1.61 | 1.61 | 12/16/21 | 11/16/26 | 33,438 | - | - | 33,438 | |
| Federal Agencies | 3130AQ7L1 | FEDERAL HOME LOAN BANK | 25,000,000 | 1.61 | 1.61 | 12/16/21 | 11/16/26 | 33,438 | - | - | 33,438 | |
| Federal Agencies | 3130AQJ95 | FEDERAL HOME LOAN BANK | 25,000,000 | 1.65 | 1.65 | 1/14/22 | 12/14/26 | 34,271 | - | - | 34,271 | |
| Federal Agencies | 3130AQJ95 | FEDERAL HOME LOAN BANK | 25,000,000 | 1.65 | 1.65 | 1/14/22 | 12/14/26 | 34,271 | - | - | 34,271 | |
| Federal Agencies | 3130AQJ95 | FEDERAL HOME LOAN BANK | 25,000,000 | 1.65 | 1.65 | 1/14/22 | 12/14/26 | 34,271 | - | - | 34,271 | |
| Federal Agencies | 3130AQJ95 | FEDERAL HOME LOAN BANK | 25,000,000 | 1.65 | 1.65 | 1/14/22 | 12/14/26 | 34,271 | - | - | 34,271 | |
| Federal Agencies | 3130ARB59 | FEDERAL HOME LOAN BANK | 25,000,000 | 2.35 | 2.35 | 3/22/22 | 3/8/27 | 48,958 | - | - | 48,958 | |
| Federal Agencies | 3130ARB59 | FEDERAL HOME LOAN BANK | 25,000,000 | 2.35 | 2.35 | 3/22/22 | 3/8/27 | 48,958 | - | - | 48,958 | |
| Federal Agencies | 3130ARB59 | FEDERAL HOME LOAN BANK | 25,000,000 | 2.35 | 2.35 | 3/22/22 | 3/8/27 | 48,958 | - | - | 48,958 | |
| Federal Agencies | 3130ARB59 | FEDERAL HOME LOAN BANK | 25,000,000 | 2.35 | 2.35 | 3/22/22 | 3/8/27 | 48,958 | - | - | 48,958 | |
| Federal Agencies | 3133ENRD4 | FEDERAL FARM CREDIT BANK | 48,573,000 | 1.68 | 2.18 | 3/16/22 | 3/10/27 | 68,002 | 18,807 | - | 86,810 | |
| Federal Agencies | 3133ENTS9 | FEDERAL FARM CREDIT BANK | 22,500,000 | 2.60 | 2.70 | 4/6/22 | 4/5/27 | 48,750 | 1,770 | - | 50,520 | |
| Federal Agencies | 3133ENTS9 | FEDERAL FARM CREDIT BANK | 24,500,000 | 2.60 | 2.71 | 4/6/22 | 4/5/27 | 53,083 | 2,022 | - | 55,105 | |
| Federal Agencies | 3133ENTS9 | FEDERAL FARM CREDIT BANK | 25,000,000 | 2.60 | 2.77 | 4/6/22 | 4/5/27 | 54,167 | 3,222 | - | 57,389 | |
| Subtotals | | | \$ 4,760,279,000 | | | | | \$ 3,983,684 | \$ (54,785) | \$ - | \$ 3,928,899 | |
| Public Time Deposits | PPES5U4Q0 | BANK OF SAN FRANCISCO | \$ - | 0.13 | 0.13 | 12/6/21 | 6/6/22 | \$ 181 | \$ - | \$ - | \$ 181 | |
| Public Time Deposits | PPEJ79PT6 | BRIDGE BANK | - | 0.13 | 0.13 | 12/20/21 | 6/20/22 | 701 | - | - | 701 | |
| Public Time Deposits | PPE4E8VT6 | BANK OF SAN FRANCISCO | 10,000,000 | 0.81 | 0.81 | 3/21/22 | 9/19/22 | 6,750 | - | - | 6,750 | |
| Public Time Deposits | PPEE5T97 | BRIDGE BANK | 10,000,000 | 0.81 | 0.81 | 3/21/22 | 9/19/22 | 6,658 | - | - | 6,658 | |
| Public Time Deposits | PPFT6Q6D2 | BANK OF SAN FRANCISCO | 10,000,000 | 1.64 | 1.64 | 6/6/22 | 12/5/22 | 11,389 | - | - | 11,389 | |
| Public Time Deposits | PPFR6ZB99 | BRIDGE BANK | 10,000,000 | 2.39 | 2.39 | 6/20/22 | 12/19/22 | 7,203 | - | - | 7,203 | |
| Subtotals | | | \$ 40,000,000 | | | | | \$ 32,881 | \$ - | \$ - | \$ 32,881 | |
| Negotiable CDs | 06417MTV7 | BANK OF NOVA SCOTIA HOUS | \$ - | 0.30 | 0.30 | 12/2/21 | 6/15/22 | \$ 11,667 | \$ - | \$ - | \$ 11,667 | |
| Negotiable CDs | 78012UT96 | ROYAL BANK OF CANADA NY | - | 0.15 | 0.15 | 9/16/21 | 6/17/22 | 6,667 | - | - | 6,667 | |
| Negotiable CDs | 06417MTY1 | BANK OF NOVA SCOTIA HOUS | - | 0.31 | 0.31 | 12/6/21 | 6/30/22 | 24,972 | - | - | 24,972 | |
| Negotiable CDs | 78012UX42 | ROYAL BANK OF CANADA NY | - | 0.20 | 0.20 | 10/29/21 | 6/30/22 | 8,056 | - | - | 8,056 | |
| Negotiable CDs | 89114WMZ5 | TORONTO DOMINION BANK NY | - | 0.30 | 0.30 | 12/13/21 | 6/30/22 | 12,083 | - | - | 12,083 | |
| Negotiable CDs | 89114WQB4 | TORONTO DOMINION BANK NY | - | 0.53 | 0.53 | 2/1/22 | 6/30/22 | 21,347 | - | - | 21,347 | |
| Negotiable CDs | 06367CQB6 | BANK OF MONTREAL CHICAGO | 50,000,000 | 0.33 | 0.33 | 12/17/21 | 7/1/22 | 13,750 | - | - | 13,750 | |
| Negotiable CDs | 89114WJ89 | TORONTO DOMINION BANK NY | 50,000,000 | 0.21 | 0.21 | 10/19/21 | 7/1/22 | 8,750 | - | - | 8,750 | |

Monthly Investment Earnings

Pooled Fund

| Type of Investment | CUSIP | Issuer Name | Par Value | Coupon | YTM ¹ | Settle Date | Maturity | | Earned Interest | Amort. | Realized | Earned Income |
|--------------------|-----------|--------------------------|-------------------------|--------|------------------|-------------|----------|---------------------|-----------------|-------------|---------------------|---------------|
| | | | | | | | Date | Date | | Expense | Gain/(Loss) | /Net Earnings |
| Negotiable CDs | 06417MUM5 | BANK OF NOVA SCOTIA HOUS | 100,000,000 | 0.31 | 0.31 | 12/13/21 | 7/6/22 | 25,833 | - | - | 25,833 | |
| Negotiable CDs | 06367CKG1 | BANK OF MONTREAL CHICAGO | 50,000,000 | 0.18 | 0.18 | 8/25/21 | 7/18/22 | 7,500 | - | - | 7,500 | |
| Negotiable CDs | 06367CKN6 | BANK OF MONTREAL CHICAGO | 50,000,000 | 0.18 | 0.18 | 8/30/21 | 7/18/22 | 7,500 | - | - | 7,500 | |
| Negotiable CDs | 06417MSJ5 | BANK OF NOVA SCOTIA HOUS | 50,000,000 | 0.24 | 0.24 | 11/2/21 | 8/1/22 | 10,000 | - | - | 10,000 | |
| Negotiable CDs | 06367CTZ0 | BANK OF MONTREAL CHICAGO | 50,000,000 | 1.17 | 1.17 | 4/11/22 | 8/17/22 | 48,750 | - | - | 48,750 | |
| Negotiable CDs | 06367CST5 | BANK OF MONTREAL CHICAGO | 50,000,000 | 0.83 | 0.83 | 3/2/22 | 8/29/22 | 34,583 | - | - | 34,583 | |
| Negotiable CDs | 78012U3T0 | ROYAL BANK OF CANADA NY | 50,000,000 | 0.80 | 0.80 | 2/28/22 | 8/29/22 | 33,333 | - | - | 33,333 | |
| Negotiable CDs | 06367CSP3 | BANK OF MONTREAL CHICAGO | 50,000,000 | 0.82 | 0.82 | 2/28/22 | 9/12/22 | 34,167 | - | - | 34,167 | |
| Negotiable CDs | 78012U3V5 | ROYAL BANK OF CANADA NY | 50,000,000 | 0.85 | 0.85 | 3/1/22 | 9/12/22 | 35,417 | - | - | 35,417 | |
| Negotiable CDs | 78012U4G7 | ROYAL BANK OF CANADA NY | 50,000,000 | 1.42 | 1.42 | 3/15/22 | 9/22/22 | 59,167 | - | - | 59,167 | |
| Negotiable CDs | 78012U4H5 | ROYAL BANK OF CANADA NY | 50,000,000 | 1.44 | 1.44 | 3/15/22 | 9/26/22 | 60,000 | - | - | 60,000 | |
| Negotiable CDs | 78012UW84 | ROYAL BANK OF CANADA NY | 50,000,000 | 0.28 | 0.28 | 10/26/21 | 9/26/22 | 11,667 | - | - | 11,667 | |
| Negotiable CDs | 06367CTT4 | BANK OF MONTREAL CHICAGO | 50,000,000 | 1.42 | 1.42 | 4/4/22 | 9/28/22 | 59,167 | - | - | 59,167 | |
| Negotiable CDs | 78012UW68 | ROYAL BANK OF CANADA NY | 50,000,000 | 0.30 | 0.30 | 10/25/21 | 10/24/22 | 12,500 | - | - | 12,500 | |
| Negotiable CDs | 89114WU52 | TORONTO DOMINION BANK NY | 50,000,000 | 1.50 | 1.50 | 4/4/22 | 10/24/22 | 62,500 | - | - | 62,500 | |
| Negotiable CDs | 96130ALC0 | WESTPAC BANKING CORP NY | 50,000,000 | 0.30 | 0.30 | 10/27/21 | 10/24/22 | 12,500 | - | - | 12,500 | |
| Negotiable CDs | 78012U2E4 | ROYAL BANK OF CANADA NY | 50,000,000 | 0.48 | 0.48 | 12/2/21 | 12/2/22 | 20,000 | - | - | 20,000 | |
| Negotiable CDs | 89114WM36 | TORONTO DOMINION BANK NY | 50,000,000 | 0.48 | 0.48 | 12/2/21 | 12/2/22 | 20,000 | - | - | 20,000 | |
| Negotiable CDs | 06367CPS0 | BANK OF MONTREAL CHICAGO | 50,000,000 | 0.52 | 0.52 | 12/8/21 | 12/7/22 | 21,667 | - | - | 21,667 | |
| Negotiable CDs | 89114WP58 | TORONTO DOMINION BANK NY | 60,000,000 | 0.57 | 0.57 | 1/6/22 | 12/30/22 | 28,500 | - | - | 28,500 | |
| Negotiable CDs | 89114WVV3 | TORONTO DOMINION BANK NY | 50,000,000 | 2.26 | 2.26 | 5/9/22 | 1/4/23 | 94,167 | - | - | 94,167 | |
| Negotiable CDs | 06367CTW7 | BANK OF MONTREAL CHICAGO | 50,000,000 | 1.92 | 1.92 | 4/6/22 | 1/13/23 | 80,000 | - | - | 80,000 | |
| Negotiable CDs | 89114WU94 | TORONTO DOMINION BANK NY | 50,000,000 | 1.92 | 1.92 | 4/6/22 | 1/13/23 | 80,000 | - | - | 80,000 | |
| Negotiable CDs | 06367CUZ8 | BANK OF MONTREAL CHICAGO | 50,000,000 | 2.28 | 2.28 | 5/12/22 | 1/18/23 | 95,000 | - | - | 95,000 | |
| Negotiable CDs | 89114WVX9 | TORONTO DOMINION BANK NY | 50,000,000 | 2.36 | 2.36 | 5/9/22 | 1/24/23 | 98,333 | - | - | 98,333 | |
| Negotiable CDs | 78012U5C5 | ROYAL BANK OF CANADA NY | 50,000,000 | 2.00 | 2.00 | 4/14/22 | 1/27/23 | 83,333 | - | - | 83,333 | |
| Negotiable CDs | 06367CSR9 | BANK OF MONTREAL CHICAGO | 50,000,000 | 1.18 | 1.18 | 3/1/22 | 1/30/23 | 49,167 | - | - | 49,167 | |
| Negotiable CDs | 89114WQL2 | TORONTO DOMINION BANK NY | 50,000,000 | 0.95 | 0.95 | 2/3/22 | 1/30/23 | 39,583 | - | - | 39,583 | |
| Negotiable CDs | 06367CSM0 | BANK OF MONTREAL CHICAGO | 50,000,000 | 1.35 | 1.35 | 2/28/22 | 2/13/23 | 56,250 | - | - | 56,250 | |
| Negotiable CDs | 89114WRW7 | TORONTO DOMINION BANK NY | 50,000,000 | 1.35 | 1.35 | 2/28/22 | 2/13/23 | 56,250 | - | - | 56,250 | |
| Negotiable CDs | 89114WUU7 | TORONTO DOMINION BANK NY | 100,000,000 | 2.16 | 2.16 | 4/12/22 | 2/27/23 | 180,000 | - | - | 180,000 | |
| Negotiable CDs | 06367CV46 | BANK OF MONTREAL CHICAGO | 50,000,000 | 2.60 | 2.60 | 5/17/22 | 3/27/23 | 108,333 | - | - | 108,333 | |
| Negotiable CDs | 78012U5Z4 | ROYAL BANK OF CANADA NY | 50,000,000 | 2.58 | 2.58 | 5/24/22 | 3/27/23 | 107,500 | - | - | 107,500 | |
| Negotiable CDs | 78012U6W0 | ROYAL BANK OF CANADA NY | 50,000,000 | 3.71 | 3.71 | 6/21/22 | 6/15/23 | 51,528 | - | - | 51,528 | |
| Negotiable CDs | 78012U7H2 | ROYAL BANK OF CANADA NY | 50,000,000 | 3.68 | 3.68 | 6/28/22 | 6/15/23 | 15,333 | - | - | 15,333 | |
| Subtotals | | | \$ 1,960,000,000 | | | | | \$ 1,906,820 | \$ - | \$ - | \$ 1,906,820 | |
| Commercial Paper | 89233HF82 | TOYOTA MOTOR CREDIT CORP | \$ - | 0.00 | 0.20 | 11/10/21 | 6/8/22 | \$ - | \$ 1,944 | \$ - | \$ 1,944 | |
| Commercial Paper | 89233HFE9 | TOYOTA MOTOR CREDIT CORP | - | 0.00 | 0.21 | 10/25/21 | 6/14/22 | - | 3,792 | - | 3,792 | |
| Commercial Paper | 89233HFF6 | TOYOTA MOTOR CREDIT CORP | - | 0.00 | 0.32 | 12/21/21 | 6/15/22 | - | 6,222 | - | 6,222 | |
| Commercial Paper | 89233HFF6 | TOYOTA MOTOR CREDIT CORP | - | 0.00 | 0.30 | 1/4/22 | 6/15/22 | - | 5,833 | - | 5,833 | |
| Commercial Paper | 89233HFN9 | TOYOTA MOTOR CREDIT CORP | - | 0.00 | 0.27 | 12/6/21 | 6/22/22 | - | 7,875 | - | 7,875 | |
| Commercial Paper | 89233HFQ2 | TOYOTA MOTOR CREDIT CORP | - | 0.00 | 0.31 | 12/16/21 | 6/24/22 | - | 11,883 | - | 11,883 | |
| Commercial Paper | 89233HFW9 | TOYOTA MOTOR CREDIT CORP | - | 0.00 | 0.19 | 10/19/21 | 6/30/22 | - | 7,653 | - | 7,653 | |
| Commercial Paper | 89233HFW9 | TOYOTA MOTOR CREDIT CORP | - | 0.00 | 0.24 | 11/1/21 | 6/30/22 | - | 9,667 | - | 9,667 | |
| Commercial Paper | 62479MG15 | MUFG BANK LTD NY | 50,000,000 | 0.00 | 0.65 | 2/23/22 | 7/1/22 | - | 27,083 | - | 27,083 | |
| Commercial Paper | 89233HG16 | TOYOTA MOTOR CREDIT CORP | 50,000,000 | 0.00 | 0.24 | 11/19/21 | 7/1/22 | - | 10,000 | - | 10,000 | |
| Commercial Paper | 62479MGL1 | MUFG BANK LTD NY | 50,000,000 | 0.00 | 0.67 | 2/28/22 | 7/20/22 | - | 27,917 | - | 27,917 | |
| Commercial Paper | 62479MGN7 | MUFG BANK LTD NY | 50,000,000 | 0.00 | 0.70 | 3/1/22 | 7/22/22 | - | 29,167 | - | 29,167 | |
| Commercial Paper | 89233HH15 | TOYOTA MOTOR CREDIT CORP | 50,000,000 | 0.00 | 0.25 | 11/4/21 | 8/1/22 | - | 10,417 | - | 10,417 | |
| Commercial Paper | 62479MH30 | MUFG BANK LTD NY | 50,000,000 | 0.00 | 1.21 | 3/28/22 | 8/3/22 | - | 50,000 | - | 50,000 | |
| Commercial Paper | 62479MH55 | MUFG BANK LTD NY | 50,000,000 | 0.00 | 1.14 | 4/6/22 | 8/5/22 | - | 47,500 | - | 47,500 | |
| Commercial Paper | 62479MHQ9 | MUFG BANK LTD NY | 50,000,000 | 0.00 | 1.21 | 4/12/22 | 8/24/22 | - | 50,000 | - | 50,000 | |
| Commercial Paper | 03785EJ62 | APPLE INC | 40,000,000 | 0.00 | 1.20 | 5/10/22 | 9/6/22 | - | 40,000 | - | 40,000 | |

Monthly Investment Earnings Pooled Fund

| Type of Investment | CUSIP | Issuer Name | Par Value | Coupon | YTM ¹ | Settle Date | Maturity | | Earned Interest | Amort. | Realized | Earned Income |
|---------------------|-----------|-------------------------------|--------------------------|--------|------------------|-------------|----------|----------------------|---------------------|-------------|----------------------|---------------|
| | | | | | | | Date | Expense | | Gain/(Loss) | /Net Earnings | |
| Commercial Paper | 62479MJE4 | MUFG BANK LTD NY | 40,000,000 | 0.00 | 1.61 | 5/10/22 | 9/14/22 | - | 53,333 | - | 53,333 | |
| Commercial Paper | 62479MKC6 | MUFG BANK LTD NY | 50,000,000 | 0.00 | 2.34 | 6/22/22 | 10/12/22 | - | 29,000 | - | 29,000 | |
| Commercial Paper | 89233HKL7 | TOYOTA MOTOR CREDIT CORP | 50,000,000 | 0.00 | 2.37 | 6/23/22 | 10/20/22 | - | 26,111 | - | 26,111 | |
| Commercial Paper | 89233HKM5 | TOYOTA MOTOR CREDIT CORP | 50,000,000 | 0.00 | 2.44 | 6/27/22 | 10/21/22 | - | 13,444 | - | 13,444 | |
| Commercial Paper | 62479MKS1 | MUFG BANK LTD NY | 50,000,000 | 0.00 | 2.47 | 6/27/22 | 10/26/22 | - | 13,611 | - | 13,611 | |
| Subtotals | | | \$ 680,000,000 | | | | | \$ - | \$ 482,453 | \$ - | \$ 482,453 | |
| Money Market Funds | 09248U718 | BLACKROCK LIQ INST GOV FUND | \$ 161,563,599 | 1.03 | 1.03 | 6/30/22 | 7/1/22 | \$ 55,177 | \$ - | \$ - | \$ 55,177 | |
| Money Market Funds | 262006208 | DREYFUS GOVERN CASH MGMT-I | 678,592,464 | 1.03 | 1.03 | 6/30/22 | 7/1/22 | 512,287 | - | - | 512,287 | |
| Money Market Funds | 31607A703 | FIDELITY INST GOV FUND | 14,369,461 | 0.97 | 0.97 | 6/30/22 | 7/1/22 | 11,396 | - | - | 11,396 | |
| Money Market Funds | 608919718 | FEDERATED GOVERNMENT OBL-PRM | 306,135,211 | 1.27 | 1.27 | 6/30/22 | 7/1/22 | 26,899 | - | - | 26,899 | |
| Money Market Funds | 61747C707 | MORGAN STANLEY INST GOVT FUND | 879,461,896 | 1.07 | 1.07 | 6/30/22 | 7/1/22 | 597,009 | - | - | 597,009 | |
| Money Market Funds | 85749T517 | STATE ST INST US GOV MM-OPP | 400,624,322 | 1.06 | 1.06 | 6/30/22 | 7/1/22 | 348,549 | - | - | 348,549 | |
| Subtotals | | | \$ 2,440,746,955 | | | | | \$ 1,551,318 | \$ - | \$ - | \$ 1,551,318 | |
| Supranationals | 459058ES8 | INTL BK RECON & DEVELOP | \$ 64,387,000 | 1.88 | 0.33 | 12/16/21 | 10/7/22 | \$ 100,658 | \$ (81,390) | \$ - | \$ 19,269 | |
| Supranationals | 459058JV6 | INTL BK RECON & DEVELOP | 100,000,000 | 0.13 | 0.26 | 4/20/21 | 4/20/23 | 10,500 | 8,507 | - | 19,007 | |
| Supranationals | 4581X0CC0 | INTER-AMERICAN DEVEL BK | 25,756,000 | 3.00 | 0.65 | 12/15/21 | 10/4/23 | 64,390 | (49,320) | - | 15,070 | |
| Supranationals | 45906M3B5 | INTL BK RECON & DEVELOP | 100,000,000 | 1.98 | 1.98 | 3/23/22 | 6/14/24 | 165,000 | - | - | 165,000 | |
| Supranationals | 459056HV2 | INTL BK RECON & DEVELOP | 50,000,000 | 1.50 | 0.79 | 11/2/21 | 8/28/24 | 62,500 | (28,667) | - | 33,833 | |
| Supranationals | 4581X0DZ8 | INTER-AMERICAN DEVEL BK | 50,000,000 | 0.50 | 0.78 | 11/4/21 | 9/23/24 | 20,833 | 11,513 | - | 32,347 | |
| Supranationals | 45950VQG4 | INTL FINANCE CORP | 10,000,000 | 0.44 | 0.72 | 10/22/21 | 9/23/24 | 3,667 | 2,286 | - | 5,953 | |
| Supranationals | 4581X0CM8 | INTER-AMERICAN DEVEL BK | 100,000,000 | 2.13 | 0.58 | 4/26/21 | 1/15/25 | 177,083 | (125,206) | - | 51,877 | |
| Supranationals | 459058JB0 | INTL BK RECON & DEVELOP | 40,000,000 | 0.63 | 0.56 | 7/23/21 | 4/22/25 | 20,867 | (1,885) | - | 18,982 | |
| Supranationals | 4581X0DN5 | INTER-AMERICAN DEVEL BK | 28,900,000 | 0.63 | 0.99 | 11/1/21 | 7/15/25 | 15,052 | 8,452 | - | 23,504 | |
| Supranationals | 45818WDG8 | INTER-AMERICAN DEVEL BK | 19,500,000 | 0.82 | 0.75 | 8/25/21 | 2/27/26 | 13,325 | (1,037) | - | 12,288 | |
| Subtotals | | | \$ 588,543,000 | | | | | \$ 653,875 | \$ (256,746) | \$ - | \$ 397,129 | |
| Grand Totals | | | \$ 14,944,568,955 | | | | | \$ 11,285,407 | \$ (72,588) | \$ - | \$ 11,212,819 | |

¹Yield to maturity is calculated at purchase

Investment Transactions

Pooled Fund

For month ended June 30, 2022

| Transaction | Settle | Maturity | Type of Investment | Issuer Name | CUSIP | Par Value | Coupon | YTM | Price | Interest | Transaction |
|------------------|---------|----------|----------------------|--------------------------|-----------|------------------------|-------------|-------------|------------------|-------------|------------------------|
| Purchase | 6/2/22 | 7/1/22 | Money Market Funds | MORGAN STANLEY INST GOVT | 61747C707 | \$ 135,000,000 | 1.07 | 1.07 | \$ 100.00 | \$ - | \$ 135,000,000 |
| Purchase | 6/6/22 | 12/5/22 | Public Time Deposits | BANK OF SAN FRANCISCO | PPFT6Q6D2 | 10,000,000 | 1.64 | 1.64 | 100.00 | - | 10,000,000 |
| Purchase | 6/8/22 | 7/1/22 | Money Market Funds | DREYFUS GOVERN CASH MGMT | 262006208 | 80,000,000 | 1.03 | 1.03 | 100.00 | - | 80,000,000 |
| Purchase | 6/9/22 | 7/1/22 | Money Market Funds | MORGAN STANLEY INST GOVT | 61747C707 | 45,000,000 | 1.07 | 1.07 | 100.00 | - | 45,000,000 |
| Purchase | 6/10/22 | 6/10/24 | Federal Agencies | FEDERAL FARM CREDIT BANK | 3133ENYH7 | 100,000,000 | 2.63 | 2.69 | 99.87 | - | 99,871,000 |
| Purchase | 6/10/22 | 7/1/22 | Money Market Funds | DREYFUS GOVERN CASH MGMT | 262006208 | 20,000,000 | 1.03 | 1.03 | 100.00 | - | 20,000,000 |
| Purchase | 6/13/22 | 6/13/25 | Federal Agencies | FEDERAL FARM CREDIT BANK | 3133ENYQ7 | 50,000,000 | 2.95 | 2.97 | 99.95 | - | 49,975,500 |
| Purchase | 6/14/22 | 7/1/22 | Money Market Funds | MORGAN STANLEY INST GOVT | 61747C707 | 15,000,000 | 1.07 | 1.07 | 100.00 | - | 15,000,000 |
| Purchase | 6/17/22 | 6/17/24 | Federal Agencies | FEDERAL FARM CREDIT BANK | 3133ENYX2 | 25,000,000 | 3.25 | 3.31 | 99.88 | - | 24,970,500 |
| Purchase | 6/17/22 | 6/17/24 | Federal Agencies | FEDERAL FARM CREDIT BANK | 3133ENYX2 | 25,000,000 | 3.25 | 3.31 | 99.88 | - | 24,970,750 |
| Purchase | 6/17/22 | 6/17/24 | Federal Agencies | FEDERAL FARM CREDIT BANK | 3133ENYX2 | 50,000,000 | 3.25 | 3.28 | 99.94 | - | 49,970,000 |
| Purchase | 6/20/22 | 12/19/22 | Public Time Deposits | BRIDGE BANK | PPFR6ZB99 | 10,000,000 | 2.39 | 2.39 | 100.00 | - | 10,000,000 |
| Purchase | 6/21/22 | 6/15/23 | Negotiable CDs | ROYAL BANK OF CANADA NY | 78012U6W0 | 50,000,000 | 3.71 | 3.71 | 100.00 | - | 50,000,000 |
| Purchase | 6/21/22 | 7/1/22 | Money Market Funds | DREYFUS GOVERN CASH MGMT | 262006208 | 100,000,000 | 1.03 | 1.03 | 100.00 | - | 100,000,000 |
| Purchase | 6/21/22 | 7/1/22 | Money Market Funds | MORGAN STANLEY INST GOVT | 61747C707 | 150,000,000 | 1.07 | 1.07 | 100.00 | - | 150,000,000 |
| Purchase | 6/22/22 | 10/12/22 | Commercial Paper | MUFG BANK LTD NY | 62479MKC6 | 50,000,000 | 0.00 | 2.34 | 99.28 | - | 49,639,111 |
| Purchase | 6/23/22 | 7/1/22 | Money Market Funds | DREYFUS GOVERN CASH MGMT | 262006208 | 25,000,000 | 1.03 | 1.03 | 100.00 | - | 25,000,000 |
| Purchase | 6/23/22 | 10/20/22 | Commercial Paper | TOYOTA MOTOR CREDIT CORP | 89233HKL7 | 50,000,000 | 0.00 | 2.37 | 99.22 | - | 49,611,597 |
| Purchase | 6/24/22 | 7/1/22 | Money Market Funds | DREYFUS GOVERN CASH MGMT | 262006208 | 65,000,000 | 1.03 | 1.03 | 100.00 | - | 65,000,000 |
| Purchase | 6/27/22 | 10/21/22 | Commercial Paper | TOYOTA MOTOR CREDIT CORP | 89233HKM5 | 50,000,000 | 0.00 | 2.44 | 99.22 | - | 49,610,111 |
| Purchase | 6/27/22 | 10/26/22 | Commercial Paper | MUFG BANK LTD NY | 62479MKS1 | 50,000,000 | 0.00 | 2.47 | 99.18 | - | 49,588,264 |
| Purchase | 6/28/22 | 6/15/23 | Negotiable CDs | ROYAL BANK OF CANADA NY | 78012U7H2 | 50,000,000 | 3.68 | 3.68 | 100.00 | - | 50,000,000 |
| Purchase | 6/28/22 | 6/28/24 | Federal Agencies | FEDERAL FARM CREDIT BANK | 3133ENZS2 | 25,000,000 | 3.10 | 3.13 | 99.95 | - | 24,987,500 |
| Purchase | 6/28/22 | 6/28/24 | Federal Agencies | FEDERAL FARM CREDIT BANK | 3133ENZS2 | 25,000,000 | 3.10 | 3.13 | 99.95 | - | 24,986,500 |
| Purchase | 6/28/22 | 6/28/24 | Federal Agencies | FEDERAL FARM CREDIT BANK | 3133ENZS2 | 50,000,000 | 3.10 | 3.13 | 99.95 | - | 49,973,000 |
| Purchase | 6/29/22 | 7/1/22 | Money Market Funds | FEDERATED GOVERNMENT OBL | 608919718 | 145,000,000 | 1.27 | 1.27 | 100.00 | - | 145,000,000 |
| Purchase | 6/30/22 | 7/1/22 | Money Market Funds | BLACKROCK LIQ INST GOV F | 09248U718 | 100,000,000 | 1.03 | 1.03 | 100.00 | - | 100,000,000 |
| Purchase | 6/30/22 | 7/1/22 | Money Market Funds | DREYFUS GOVERN CASH MGMT | 262006208 | 512,288 | 1.03 | 1.03 | 100.00 | - | 512,288 |
| Purchase | 6/30/22 | 7/1/22 | Money Market Funds | DREYFUS GOVERN CASH MGMT | 262006208 | 150,000,000 | 1.03 | 1.03 | 100.00 | - | 150,000,000 |
| Purchase | 6/30/22 | 7/1/22 | Money Market Funds | FIDELITY INST GOV FUND | 31607A703 | 11,396 | 0.97 | 0.97 | 100.00 | - | 11,396 |
| Purchase | 6/30/22 | 7/1/22 | Money Market Funds | FEDERATED GOVERNMENT OBL | 608919718 | 26,899 | 1.27 | 1.27 | 100.00 | - | 26,899 |
| Purchase | 6/30/22 | 7/1/22 | Money Market Funds | FEDERATED GOVERNMENT OBL | 608919718 | 150,000,000 | 1.27 | 1.27 | 100.00 | - | 150,000,000 |
| Purchase | 6/30/22 | 7/1/22 | Money Market Funds | MORGAN STANLEY INST GOVT | 61747C707 | 597,009 | 1.07 | 1.07 | 100.00 | - | 597,009 |
| Purchase | 6/30/22 | 7/1/22 | Money Market Funds | MORGAN STANLEY INST GOVT | 61747C707 | 135,000,000 | 1.07 | 1.07 | 100.00 | - | 135,000,000 |
| Purchase | 6/30/22 | 7/1/22 | Money Market Funds | STATE ST INST US GOV MM- | 85749T517 | 348,549 | 1.06 | 1.06 | 100.00 | - | 348,549 |
| Subtotals | | | | | | \$1,986,496,141 | 1.46 | 1.71 | \$ 99.91 | \$ - | \$1,984,649,974 |
| Sale | 6/3/22 | 7/1/22 | Money Market Funds | MORGAN STANLEY INST GOVT | 61747C707 | \$ 26,000,000 | 1.07 | 1.07 | \$ 100.00 | \$ - | \$ 26,000,000 |
| Sale | 6/6/22 | 7/1/22 | Money Market Funds | MORGAN STANLEY INST GOVT | 61747C707 | 102,000,000 | 1.07 | 1.07 | 100.00 | - | 102,000,000 |
| Sale | 6/7/22 | 7/1/22 | Money Market Funds | MORGAN STANLEY INST GOVT | 61747C707 | 24,000,000 | 1.07 | 1.07 | 100.00 | - | 24,000,000 |
| Sale | 6/10/22 | 7/1/22 | Money Market Funds | MORGAN STANLEY INST GOVT | 61747C707 | 96,000,000 | 1.07 | 1.07 | 100.00 | - | 96,000,000 |
| Sale | 6/13/22 | 7/1/22 | Money Market Funds | DREYFUS GOVERN CASH MGMT | 262006208 | 22,000,000 | 1.03 | 1.03 | 100.00 | - | 22,000,000 |
| Sale | 6/15/22 | 7/1/22 | Money Market Funds | DREYFUS GOVERN CASH MGMT | 262006208 | 72,000,000 | 1.03 | 1.03 | 100.00 | - | 72,000,000 |
| Sale | 6/17/22 | 7/1/22 | Money Market Funds | DREYFUS GOVERN CASH MGMT | 262006208 | 35,000,000 | 1.03 | 1.03 | 100.00 | - | 35,000,000 |
| Sale | 6/22/22 | 7/1/22 | Money Market Funds | DREYFUS GOVERN CASH MGMT | 262006208 | 95,000,000 | 1.03 | 1.03 | 100.00 | - | 95,000,000 |
| Sale | 6/27/22 | 7/1/22 | Money Market Funds | DREYFUS GOVERN CASH MGMT | 262006208 | 52,000,000 | 1.03 | 1.03 | 100.00 | - | 52,000,000 |
| Sale | 6/28/22 | 7/1/22 | Money Market Funds | DREYFUS GOVERN CASH MGMT | 262006208 | 66,000,000 | 1.03 | 1.03 | 100.00 | - | 66,000,000 |
| Subtotals | | | | | | \$ 590,000,000 | 1.05 | 1.05 | \$ 100.00 | \$ - | \$ 590,000,000 |

Investment Transactions

Pooled Fund

| Transaction | Settle | Maturity | Type of Investment | Issuer Name | CUSIP | Par Value | Coupon | YTM | Price | Interest | Transaction |
|------------------|---------|----------|----------------------|--------------------------|-----------|------------------------|-------------|-------------|-------------|---------------------|------------------------|
| Maturity | 6/2/22 | 6/2/22 | Federal Agencies | FEDERAL FARM CREDIT BANK | 3133EHLY7 | \$ 50,000,000 | 1.88 | 1.85 | 100.00 | \$ 468,750 | \$ 50,468,750 |
| Maturity | 6/2/22 | 6/2/22 | Federal Agencies | FEDERAL FARM CREDIT BANK | 3133EHLY7 | 50,000,000 | 1.88 | 1.88 | 100.00 | 468,750 | 50,468,750 |
| Maturity | 6/6/22 | 6/6/22 | Public Time Deposits | BANK OF SAN FRANCISCO | PPES5U4Q0 | 10,000,000 | 0.13 | 0.13 | 100.00 | 6,572 | 10,006,572 |
| Maturity | 6/8/22 | 6/8/22 | Commercial Paper | TOYOTA MOTOR CREDIT CORP | 89233HF82 | 50,000,000 | 0.00 | 0.20 | 100.00 | - | 50,000,000 |
| Maturity | 6/9/22 | 6/9/22 | Federal Agencies | FEDERAL FARM CREDIT BANK | 3133EMF64 | 58,735,000 | 0.06 | 0.08 | 100.00 | 17,621 | 58,752,621 |
| Maturity | 6/14/22 | 6/14/22 | Commercial Paper | TOYOTA MOTOR CREDIT CORP | 89233HFE9 | 50,000,000 | 0.00 | 0.21 | 100.00 | - | 50,000,000 |
| Maturity | 6/15/22 | 6/15/22 | Negotiable CDs | BANK OF NOVA SCOTIA HOUS | 06417MTV7 | 100,000,000 | 0.30 | 0.30 | 100.00 | 162,500 | 100,162,500 |
| Maturity | 6/15/22 | 6/15/22 | Federal Agencies | FEDERAL FARM CREDIT BANK | 3133ELDK7 | 20,000,000 | 1.63 | 1.63 | 100.00 | 163,000 | 20,163,000 |
| Maturity | 6/15/22 | 6/15/22 | Federal Agencies | FEDERAL FARM CREDIT BANK | 3133ELDK7 | 25,000,000 | 1.63 | 1.63 | 100.00 | 203,750 | 25,203,750 |
| Maturity | 6/15/22 | 6/15/22 | Federal Agencies | FEDERAL FARM CREDIT BANK | 3133ELDK7 | 25,000,000 | 1.63 | 1.63 | 100.00 | 203,750 | 25,203,750 |
| Maturity | 6/15/22 | 6/15/22 | Commercial Paper | TOYOTA MOTOR CREDIT CORP | 89233HFF6 | 50,000,000 | 0.00 | 0.32 | 100.00 | - | 50,000,000 |
| Maturity | 6/15/22 | 6/15/22 | Commercial Paper | TOYOTA MOTOR CREDIT CORP | 89233HFF6 | 50,000,000 | 0.00 | 0.30 | 100.00 | - | 50,000,000 |
| Maturity | 6/15/22 | 6/15/22 | U.S. Treasuries | US TREASURY | 9128286Y1 | 50,000,000 | 1.75 | 0.08 | 100.00 | 437,500 | 50,437,500 |
| Maturity | 6/15/22 | 6/15/22 | U.S. Treasuries | US TREASURY | 9128286Y1 | 50,000,000 | 1.75 | 0.09 | 100.00 | 437,500 | 50,437,500 |
| Maturity | 6/17/22 | 6/17/22 | Negotiable CDs | ROYAL BANK OF CANADA NY | 78012UT96 | 100,000,000 | 0.15 | 0.15 | 100.00 | 114,167 | 100,114,167 |
| Maturity | 6/20/22 | 6/20/22 | Public Time Deposits | BRIDGE BANK | PPEJ79PT6 | 10,000,000 | 0.14 | 0.13 | 100.00 | 7,400 | 10,007,400 |
| Maturity | 6/22/22 | 6/22/22 | Commercial Paper | TOYOTA MOTOR CREDIT CORP | 89233HFN9 | 50,000,000 | 0.00 | 0.27 | 100.00 | - | 50,000,000 |
| Maturity | 6/24/22 | 6/24/22 | Commercial Paper | TOYOTA MOTOR CREDIT CORP | 89233HFQ2 | 60,000,000 | 0.00 | 0.31 | 100.00 | - | 60,000,000 |
| Maturity | 6/28/22 | 6/28/22 | U.S. Treasuries | TREASURY BILL | 912796W39 | 25,000,000 | 0.00 | 0.48 | 100.00 | - | 25,000,000 |
| Maturity | 6/30/22 | 6/30/22 | Negotiable CDs | BANK OF NOVA SCOTIA HOUS | 06417MTY1 | 100,000,000 | 0.31 | 0.31 | 100.00 | 177,389 | 100,177,389 |
| Maturity | 6/30/22 | 6/30/22 | Negotiable CDs | ROYAL BANK OF CANADA NY | 78012UX42 | 50,000,000 | 0.20 | 0.20 | 100.00 | 67,778 | 50,067,778 |
| Maturity | 6/30/22 | 6/30/22 | Negotiable CDs | TORONTO DOMINION BANK NY | 89114WMZ5 | 50,000,000 | 0.30 | 0.30 | 100.00 | 82,917 | 50,082,917 |
| Maturity | 6/30/22 | 6/30/22 | Negotiable CDs | TORONTO DOMINION BANK NY | 89114WQB4 | 50,000,000 | 0.53 | 0.53 | 100.00 | 109,681 | 50,109,681 |
| Maturity | 6/30/22 | 6/30/22 | Commercial Paper | TOYOTA MOTOR CREDIT CORP | 89233HFW9 | 50,000,000 | 0.00 | 0.19 | 100.00 | - | 50,000,000 |
| Maturity | 6/30/22 | 6/30/22 | Commercial Paper | TOYOTA MOTOR CREDIT CORP | 89233HFW9 | 50,000,000 | 0.00 | 0.24 | 100.00 | - | 50,000,000 |
| Maturity | 6/30/22 | 6/30/22 | U.S. Treasuries | US TREASURY | 912828XW5 | 25,000,000 | 1.75 | 1.77 | 100.00 | 218,750 | 25,218,750 |
| Maturity | 6/30/22 | 6/30/22 | U.S. Treasuries | US TREASURY | 912828ZX1 | 50,000,000 | 0.13 | 0.11 | 100.00 | 31,250 | 50,031,250 |
| Maturity | 6/30/22 | 6/30/22 | U.S. Treasuries | US TREASURY | 912828ZX1 | 50,000,000 | 0.13 | 0.09 | 100.00 | 31,250 | 50,031,250 |
| Maturity | 6/30/22 | 6/30/22 | U.S. Treasuries | US TREASURY | 912828ZX1 | 50,000,000 | 0.13 | 0.08 | 100.00 | 31,250 | 50,031,250 |
| Maturity | 6/30/22 | 6/30/22 | U.S. Treasuries | US TREASURY | 912828ZX1 | 50,000,000 | 0.13 | 0.09 | 100.00 | 31,250 | 50,031,250 |
| Maturity | 6/30/22 | 6/30/22 | U.S. Treasuries | US TREASURY | 912828ZX1 | 50,000,000 | 0.13 | 0.09 | 100.00 | 31,250 | 50,031,250 |
| Maturity | 6/30/22 | 6/30/22 | U.S. Treasuries | US TREASURY | 912828ZX1 | 50,000,000 | 0.13 | 0.09 | 100.00 | 31,250 | 50,031,250 |
| Subtotals | | | | | | \$1,558,735,000 | 0.44 | 0.41 | \$ - | \$ 3,535,273 | \$1,562,270,273 |
| Interest | 6/1/22 | 12/1/23 | Federal Agencies | FEDERAL FARM CREDIT BANK | 3133ENGF1 | \$ 25,000,000 | 0.50 | 0.57 | 0.00 | 0.00 | \$ 61,806 |
| Interest | 6/1/22 | 12/1/23 | Federal Agencies | FEDERAL FARM CREDIT BANK | 3133ENGF1 | 25,000,000 | 0.50 | 0.57 | 0.00 | 0.00 | 61,806 |
| Interest | 6/1/22 | 12/1/23 | Federal Agencies | FEDERAL FARM CREDIT BANK | 3133ENGF1 | 75,000,000 | 0.50 | 0.59 | 0.00 | 0.00 | 185,417 |
| Interest | 6/2/22 | 6/2/23 | Federal Agencies | FEDERAL HOME LOAN BANK | 3130AMRY0 | 15,000,000 | 0.13 | 0.17 | 0.00 | 0.00 | 9,375 |
| Interest | 6/2/22 | 6/2/23 | Federal Agencies | FEDERAL FARM CREDIT BANK | 3133EMF31 | 100,000,000 | 0.13 | 0.16 | 0.00 | 0.00 | 62,500 |
| Interest | 6/3/22 | 12/3/24 | Federal Agencies | FEDERAL FARM CREDIT BANK | 3133ELCP7 | 25,000,000 | 1.63 | 1.66 | 0.00 | 0.00 | 203,125 |
| Interest | 6/8/22 | 12/8/23 | Federal Agencies | FEDERAL HOME LOAN BANK | 3130A3VC5 | 10,000,000 | 2.25 | 0.73 | 0.00 | 0.00 | 112,500 |
| Interest | 6/8/22 | 12/8/23 | Federal Agencies | FEDERAL HOME LOAN BANK | 3130A3VC5 | 30,000,000 | 2.25 | 0.73 | 0.00 | 0.00 | 337,500 |
| Interest | 6/9/22 | 12/9/24 | Federal Agencies | FEDERAL FARM CREDIT BANK | 3133ENGQ7 | 50,000,000 | 0.92 | 0.93 | 0.00 | 0.00 | 230,000 |
| Interest | 6/9/22 | 12/9/24 | Federal Agencies | FEDERAL FARM CREDIT BANK | 3133ENGQ7 | 50,000,000 | 0.92 | 0.95 | 0.00 | 0.00 | 230,000 |
| Interest | 6/14/22 | 6/14/23 | Federal Agencies | FEDERAL FARM CREDIT BANK | 3133EMH96 | 50,000,000 | 0.13 | 0.26 | 0.00 | 0.00 | 31,250 |
| Interest | 6/14/22 | 6/14/24 | Federal Agencies | FEDERAL HOME LOAN BANK | 3130A1XJ2 | 15,955,000 | 2.88 | 2.71 | 0.00 | 0.00 | 229,353 |
| Interest | 6/14/22 | 6/14/24 | Federal Agencies | FEDERAL HOME LOAN BANK | 3130A1XJ2 | 17,980,000 | 2.88 | 2.70 | 0.00 | 0.00 | 258,463 |
| Interest | 6/14/22 | 6/14/24 | Federal Agencies | FEDERAL HOME LOAN BANK | 3130A1XJ2 | 25,500,000 | 2.88 | 2.77 | 0.00 | 0.00 | 366,563 |
| Interest | 6/14/22 | 6/14/24 | Federal Agencies | FEDERAL HOME LOAN BANK | 3130A1XJ2 | 50,000,000 | 2.88 | 2.67 | 0.00 | 0.00 | 718,750 |
| Interest | 6/14/22 | 6/14/24 | Supranationals | INTL BK RECON & DEVELOP | 45906M3B5 | 100,000,000 | 1.98 | 1.98 | 0.00 | 0.00 | 445,500 |

Investment Transactions

Pooled Fund

| Transaction | Settle | Maturity | Type of Investment | Issuer Name | CUSIP | Par Value | Coupon | YTM | Price | Interest | Transaction |
|---------------------|---------|-------------|--------------------------------------|--------------------------|-----------|------------------------|-------------|-------------|-------------|-------------|----------------------|
| Interest | 6/14/22 | 12/14/22 | Federal Agencies | FEDERAL FARM CREDIT BANK | 3133EMS45 | 50,000,000 | 0.11 | 0.12 | 0.00 | 0.00 | 27,500 |
| Interest | 6/15/22 | 6/15/23 | U.S. Treasuries | US TREASURY | 912828ZU7 | 50,000,000 | 0.25 | 0.19 | 0.00 | 0.00 | 62,500 |
| Interest | 6/15/22 | 6/15/23 | U.S. Treasuries | US TREASURY | 912828ZU7 | 50,000,000 | 0.25 | 0.18 | 0.00 | 0.00 | 62,500 |
| Interest | 6/15/22 | 6/15/23 | U.S. Treasuries | US TREASURY | 912828ZU7 | 50,000,000 | 0.25 | 0.25 | 0.00 | 0.00 | 62,500 |
| Interest | 6/15/22 | 12/15/23 | U.S. Treasuries | US TREASURY | 91282CBA8 | 50,000,000 | 0.13 | 0.30 | 0.00 | 0.00 | 31,250 |
| Interest | 6/15/22 | 12/15/23 | U.S. Treasuries | US TREASURY | 91282CBA8 | 50,000,000 | 0.13 | 0.72 | 0.00 | 0.00 | 31,250 |
| Interest | 6/15/22 | 12/15/23 | U.S. Treasuries | US TREASURY | 91282CBA8 | 50,000,000 | 0.13 | 0.69 | 0.00 | 0.00 | 31,250 |
| Interest | 6/16/22 | 12/16/25 | Federal Agencies | FEDERAL FARM CREDIT BANK | 3133ENHM5 | 45,000,000 | 1.17 | 1.20 | 0.00 | 0.00 | 263,250 |
| Interest | 6/16/22 | 12/16/25 | Federal Agencies | FEDERAL FARM CREDIT BANK | 3133ENHM5 | 50,000,000 | 1.17 | 1.20 | 0.00 | 0.00 | 292,500 |
| Interest | 6/17/22 | 6/17/25 | Federal Agencies | FANNIE MAE | 3135G04Z3 | 4,655,000 | 0.50 | 1.11 | 0.00 | 0.00 | 11,638 |
| Interest | 6/17/22 | 6/17/25 | Federal Agencies | FANNIE MAE | 3135G04Z3 | 10,000,000 | 0.50 | 1.11 | 0.00 | 0.00 | 25,000 |
| Interest | 6/20/22 | 12/20/23 | Federal Agencies | FEDERAL FARM CREDIT BANK | 3133ENHR4 | 25,000,000 | 0.68 | 0.71 | 0.00 | 0.00 | 85,000 |
| Interest | 6/20/22 | 12/20/23 | Federal Agencies | FEDERAL FARM CREDIT BANK | 3133ENHR4 | 25,000,000 | 0.68 | 0.70 | 0.00 | 0.00 | 85,000 |
| Interest | 6/20/22 | 12/20/23 | Federal Agencies | FEDERAL FARM CREDIT BANK | 3133ENHR4 | 62,000,000 | 0.68 | 0.70 | 0.00 | 0.00 | 210,800 |
| Interest | 6/26/22 | 6/26/23 | Federal Agencies | FEDERAL FARM CREDIT BANK | 3133EM3S9 | 48,067,000 | 0.20 | 0.53 | 0.00 | 0.00 | 48,067 |
| Interest | 6/26/22 | 6/26/23 | Federal Agencies | FEDERAL FARM CREDIT BANK | 3133EM3S9 | 50,000,000 | 0.20 | 0.22 | 0.00 | 0.00 | 50,000 |
| Interest | 6/30/22 | 6/30/23 | U.S. Treasuries | US TREASURY | 912828S35 | 50,000,000 | 1.38 | 1.61 | 0.00 | 0.00 | 343,750 |
| Interest | 6/30/22 | 6/30/23 | U.S. Treasuries | US TREASURY | 912828S35 | 50,000,000 | 1.38 | 0.24 | 0.00 | 0.00 | 343,750 |
| Interest | 6/30/22 | 6/30/23 | U.S. Treasuries | US TREASURY | 91282CCK5 | 50,000,000 | 0.13 | 0.26 | 0.00 | 0.00 | 31,250 |
| Interest | 6/30/22 | 6/30/25 | Federal Agencies | FEDERAL HOME LOAN BANK | 3130AN4A5 | 17,680,000 | 0.70 | 0.62 | 0.00 | 0.00 | 61,880 |
| Interest | 6/30/22 | 6/30/25 | U.S. Treasuries | US TREASURY | 912828ZW3 | 50,000,000 | 0.25 | 0.65 | 0.00 | 0.00 | 62,500 |
| Interest | 6/30/22 | 6/30/25 | U.S. Treasuries | US TREASURY | 912828ZW3 | 50,000,000 | 0.25 | 0.70 | 0.00 | 0.00 | 62,500 |
| Interest | 6/30/22 | 6/30/25 | U.S. Treasuries | US TREASURY | 912828ZW3 | 50,000,000 | 0.25 | 0.60 | 0.00 | 0.00 | 62,500 |
| Interest | 6/30/22 | 6/30/25 | U.S. Treasuries | US TREASURY | 912828ZW3 | 50,000,000 | 0.25 | 0.65 | 0.00 | 0.00 | 62,500 |
| Interest | 6/30/22 | 6/30/25 | U.S. Treasuries | US TREASURY | 912828ZW3 | 50,000,000 | 0.25 | 0.62 | 0.00 | 0.00 | 62,500 |
| Interest | 6/30/22 | 6/30/25 | U.S. Treasuries | US TREASURY | 912828ZW3 | 50,000,000 | 0.25 | 0.60 | 0.00 | 0.00 | 62,500 |
| Interest | 6/30/22 | 6/30/25 | U.S. Treasuries | US TREASURY | 912828ZW3 | 50,000,000 | 0.25 | 0.51 | 0.00 | 0.00 | 62,500 |
| Interest | 6/30/22 | 6/30/25 | U.S. Treasuries | US TREASURY | 912828ZW3 | 50,000,000 | 0.25 | 0.56 | 0.00 | 0.00 | 62,500 |
| Interest | 6/30/22 | 6/30/25 | U.S. Treasuries | US TREASURY | 912828ZW3 | 50,000,000 | 0.25 | 1.04 | 0.00 | 0.00 | 62,500 |
| Interest | 6/30/22 | 6/30/26 | U.S. Treasuries | US TREASURY | 91282CCJ8 | 50,000,000 | 0.88 | 0.90 | 0.00 | 0.00 | 218,750 |
| Interest | 6/30/22 | 6/30/26 | U.S. Treasuries | US TREASURY | 91282CCJ8 | 50,000,000 | 0.88 | 0.85 | 0.00 | 0.00 | 218,750 |
| Interest | 6/30/22 | 6/30/26 | U.S. Treasuries | US TREASURY | 91282CCJ8 | 50,000,000 | 0.88 | 0.73 | 0.00 | 0.00 | 218,750 |
| Interest | 6/30/22 | 6/30/26 | U.S. Treasuries | US TREASURY | 91282CCJ8 | 50,000,000 | 0.88 | 0.74 | 0.00 | 0.00 | 218,750 |
| Interest | 6/30/22 | 6/30/26 | U.S. Treasuries | US TREASURY | 91282CCJ8 | 50,000,000 | 0.88 | 0.71 | 0.00 | 0.00 | 218,750 |
| Interest | 6/30/22 | 6/30/26 | U.S. Treasuries | US TREASURY | 91282CCJ8 | 50,000,000 | 0.88 | 0.77 | 0.00 | 0.00 | 218,750 |
| Interest | 6/30/22 | 6/30/26 | U.S. Treasuries | US TREASURY | 91282CCJ8 | 50,000,000 | 0.88 | 0.90 | 0.00 | 0.00 | 218,750 |
| Interest | 6/30/22 | 6/30/26 | U.S. Treasuries | US TREASURY | 91282CCJ8 | 50,000,000 | 0.88 | 1.05 | 0.00 | 0.00 | 218,750 |
| Interest | 6/30/22 | 6/30/26 | U.S. Treasuries | US TREASURY | 91282CCJ8 | 50,000,000 | 0.88 | 1.32 | 0.00 | 0.00 | 218,750 |
| Interest | 6/30/22 | 7/1/22 | Money Market Funds | DREYFUS GOVERN CASH MGMT | 262006208 | 678,592,464 | 1.03 | 1.03 | 0.00 | 0.00 | 512,288 |
| Interest | 6/30/22 | 7/1/22 | Money Market Funds | FIDELITY INST GOV FUND | 31607A703 | 14,369,461 | 0.97 | 0.97 | 0.00 | 0.00 | 11,396 |
| Interest | 6/30/22 | 7/1/22 | Money Market Funds | FEDERATED GOVERNMENT OBL | 608919718 | 306,135,211 | 1.27 | 1.27 | 0.00 | 0.00 | 26,899 |
| Interest | 6/30/22 | 7/1/22 | Money Market Funds | MORGAN STANLEY INST GOVT | 61747C707 | 879,461,896 | 1.07 | 1.07 | 0.00 | 0.00 | 597,009 |
| Interest | 6/30/22 | 7/1/22 | Money Market Funds | STATE ST INST US GOV MM- | 85749T517 | 400,624,322 | 1.06 | 1.06 | 0.00 | 0.00 | 348,549 |
| Interest | 6/30/22 | 12/31/24 | U.S. Treasuries | US TREASURY | 912828YY0 | 50,000,000 | 1.75 | 0.56 | 0.00 | 0.00 | 437,500 |
| Interest | 6/30/22 | 12/31/25 | U.S. Treasuries | US TREASURY | 91282CBC4 | 50,000,000 | 0.38 | 0.60 | 0.00 | 0.00 | 93,750 |
| Interest | 6/30/22 | 12/31/25 | U.S. Treasuries | US TREASURY | 91282CBC4 | 50,000,000 | 0.38 | 0.68 | 0.00 | 0.00 | 93,750 |
| Interest | 6/30/22 | 12/31/26 | U.S. Treasuries | US TREASURY | 91282CDQ1 | 50,000,000 | 1.25 | 2.55 | 0.00 | 0.00 | 312,500 |
| Subtotals | | | | | | \$4,881,020,356 | 0.90 | 0.95 | \$ - | \$ - | \$ 10,669,431 |
| Grand Totals | | 35 | Purchases | | | | | | | | |
| | | (10) | Sales | | | | | | | | |
| | | (32) | Maturities / Calls | | | | | | | | |
| | | (7) | Change in number of positions | | | | | | | | |