



Treasurer & Tax Collector
CITY AND COUNTY OF SAN FRANCISCO

José Cisneros
TREASURER

Investment Report for the month of December 2025

January 15, 2026

The Honorable Daniel L. Lurie
Mayor of San Francisco
City Hall, Room 200
1 Dr. Carlton B. Goodlett Place
San Francisco, CA 94102-4638

The Honorable Board of Supervisors
City and County of San Francisco
City Hall, Room 244
1 Dr. Carlton B. Goodlett Place
San Francisco, CA 94102-4638

Colleagues,

In accordance with the provisions of California State Government Code, Section 53646, we forward this report detailing the City's pooled fund portfolio as of December 31, 2025. These investments provide sufficient liquidity to meet expenditure requirements for the next six months and are in compliance with our statement of investment policy and California Code.

This correspondence and its attachments show the investment activity for the month of December 2025 for the portfolios under the Treasurer's management. All pricing and valuation data is obtained from Interactive Data Corporation.

CCSF Pooled Fund Investment Earnings Statistics *

<i>(in \$ million)</i>	Current Month		Prior Month	
	Fiscal YTD	December 2025	Fiscal YTD	November 2025
Average Daily Balance	\$ 17,136	\$ 18,016	\$ 16,958	\$ 16,753
Net Earnings	326.43	56.74	269.69	52.17
Earned Income Return	3.78%	3.71%	3.79%	3.79%

CCSF Pooled Fund Statistics *

<i>(in \$ million)</i>	% of Portfolio	Book Value	Market Value	Wtd. Avg. Coupon	Wtd. Avg. YTM	WAM
Investment Type						
U.S. Treasuries	27.18%	\$ 4,966.5	\$ 4,984.4	3.21%	3.31%	810
Federal Agencies	38.67%	7,062.0	7,091.7	3.73%	3.80%	743
Public Time Deposits	0.11%	20.0	20.0	4.33%	4.33%	8
Negotiable CDs	13.70%	2,510.0	2,512.4	4.26%	4.26%	99
Commercial Paper	5.71%	1,047.1	1,047.7	0.00%	4.11%	130
Medium Term Notes	0.89%	162.5	163.5	3.98%	4.20%	449
Money Market Funds	11.41%	2,092.3	2,092.3	3.72%	3.72%	1
Supranationals	1.43%	260.6	262.2	3.41%	3.82%	432
Secured Bank Deposit	0.90%	164.7	164.7	3.60%	3.60%	1
Totals	100.0%	\$ 18,285.8	\$ 18,338.9	3.45%	3.74%	538

In the remainder of this report, we provide additional information and analytics at the security-level and portfolio-level, as recommended by the California Debt and Investment Advisory Commission.

Respectfully,

José Cisneros
Treasurer

cc: Treasury Oversight Committee: Aimee Brown, Kevin Kone, Brenda Kwee McNulty, Nancy Hom
Greg Wagner - Controller, Office of the Controller
Mark de la Rosa - Director of Audits, Office of the Controller
Mayor's Office of Public Policy and Finance
San Francisco County Transportation Authority
San Francisco Public Library
San Francisco Health Service System

Portfolio Summary

Pooled Fund

As of December 31, 2025

<i>(in \$ million)</i>							
Security Type	Par Value	Book Value	Market Value	Market/Book Price	Current % Allocation	Max. Policy Allocation	Compliant?
U.S. Treasuries	\$ 4,967.0	\$ 4,966.5	\$ 4,984.4	100.36	27.16%	100%	Yes
Federal Agencies	7,064.8	7,062.0	7,091.7	100.42	38.62%	100%	Yes
State & Local Government							
Agency Obligations	-	-	-	-	0.00%	20%	Yes
Public Time Deposits	20.0	20.0	20.0	100.00	0.11%	100%	Yes
Negotiable CDs	2,510.0	2,510.0	2,512.4	100.10	13.73%	30%	Yes
Bankers Acceptances	-	-	-	-	0.00%	40%	Yes
Commercial Paper	1,062.2	1,047.1	1,047.7	100.05	5.73%	25%	Yes
Medium Term Notes	162.8	162.5	163.5	100.59	0.89%	30%	Yes
Repurchase Agreements	-	-	-	-	0.00%	10%	Yes
Reverse Repurchase/ Securities Lending Agreements	-	-	-	-	0.00%	\$75mm	Yes
Money Market Funds - Government	2,092.3	2,092.3	2,092.3	100.00	11.44%	20%	Yes
LAIF	-	-	-	-	0.00%	\$50mm	Yes
Supranationals	261.8	260.6	262.2	100.61	1.42%	30%	Yes
Secured Bank Deposit	164.7	164.7	164.7	100.00	0.90%	N/A	Yes
TOTAL	\$ 18,305.8	\$ 18,285.8	\$ 18,338.9	100.29	100.00%	-	Yes

The City and County of San Francisco uses the following methodology to determine compliance: Compliance is pre-trade and calculated on a book value basis of the overall portfolio value. Cash balances are included in the City's compliance calculations.

Please note the information in this report does not include cash balances. Due to fluctuations in the market value of the securities held in the Pooled Fund and changes in the City's cash position, the allocation limits may be exceeded on a post-trade compliance basis. In these instances, no compliance violation has occurred, as the policy limits were not exceeded prior to trade execution. The full Investment Policy can be found at <https://sftreasurer.org/banking-investments/investments>

Totals may not add due to rounding.

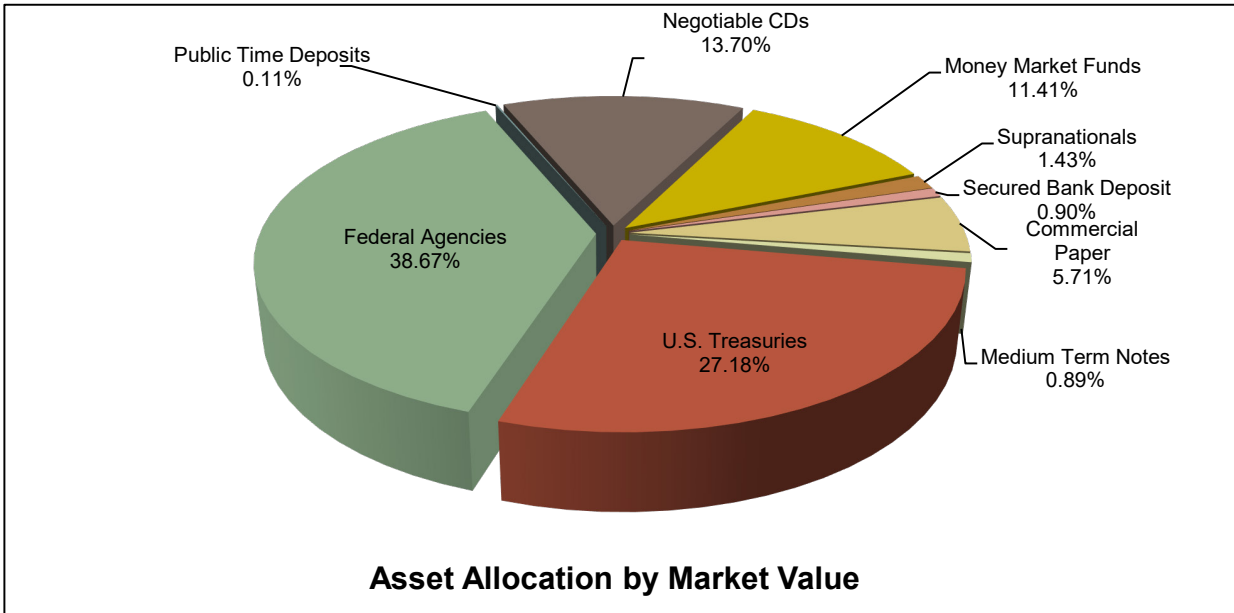
City and County of San Francisco

Pooled Fund Portfolio Statistics

For the month ended December 31, 2025

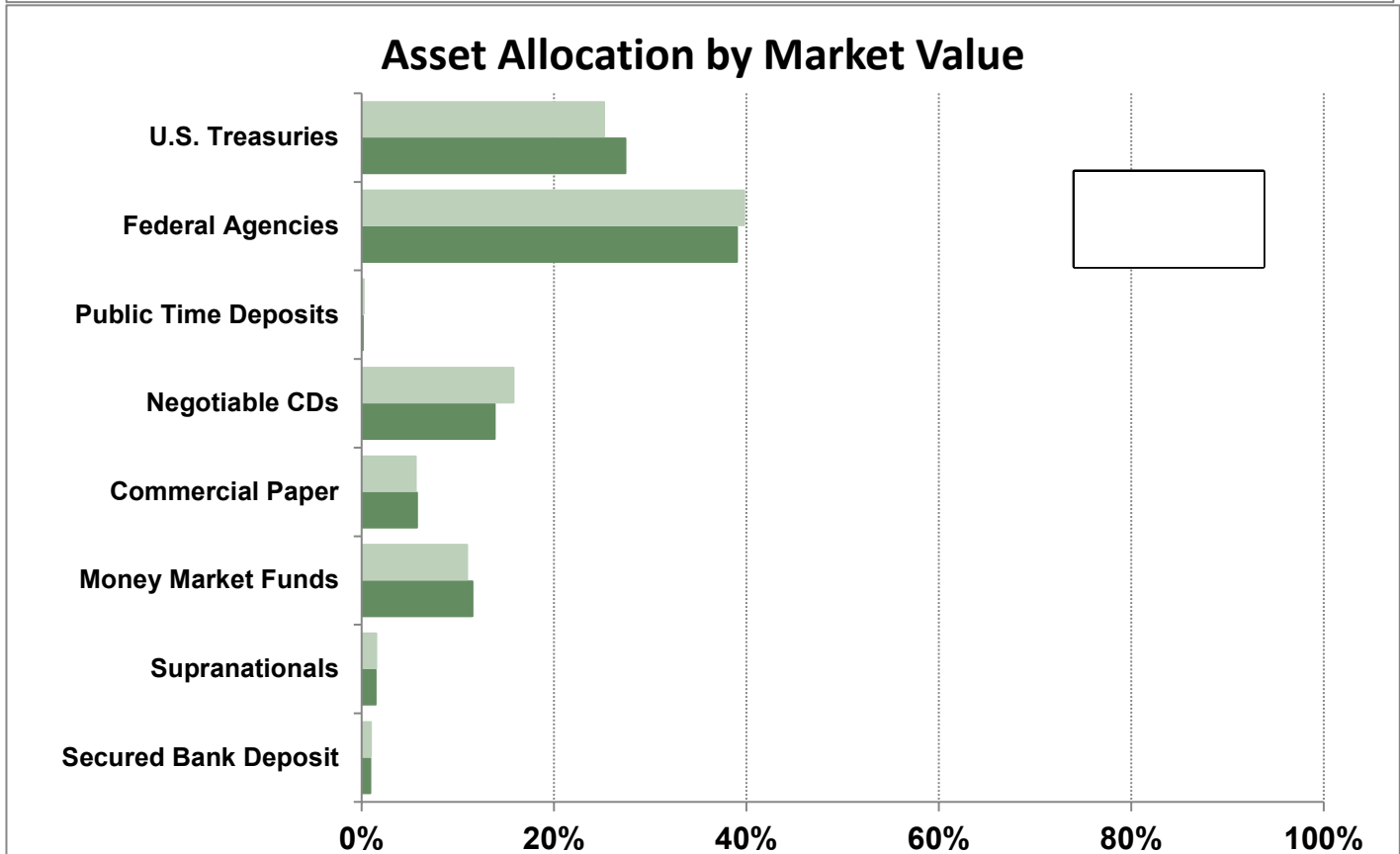
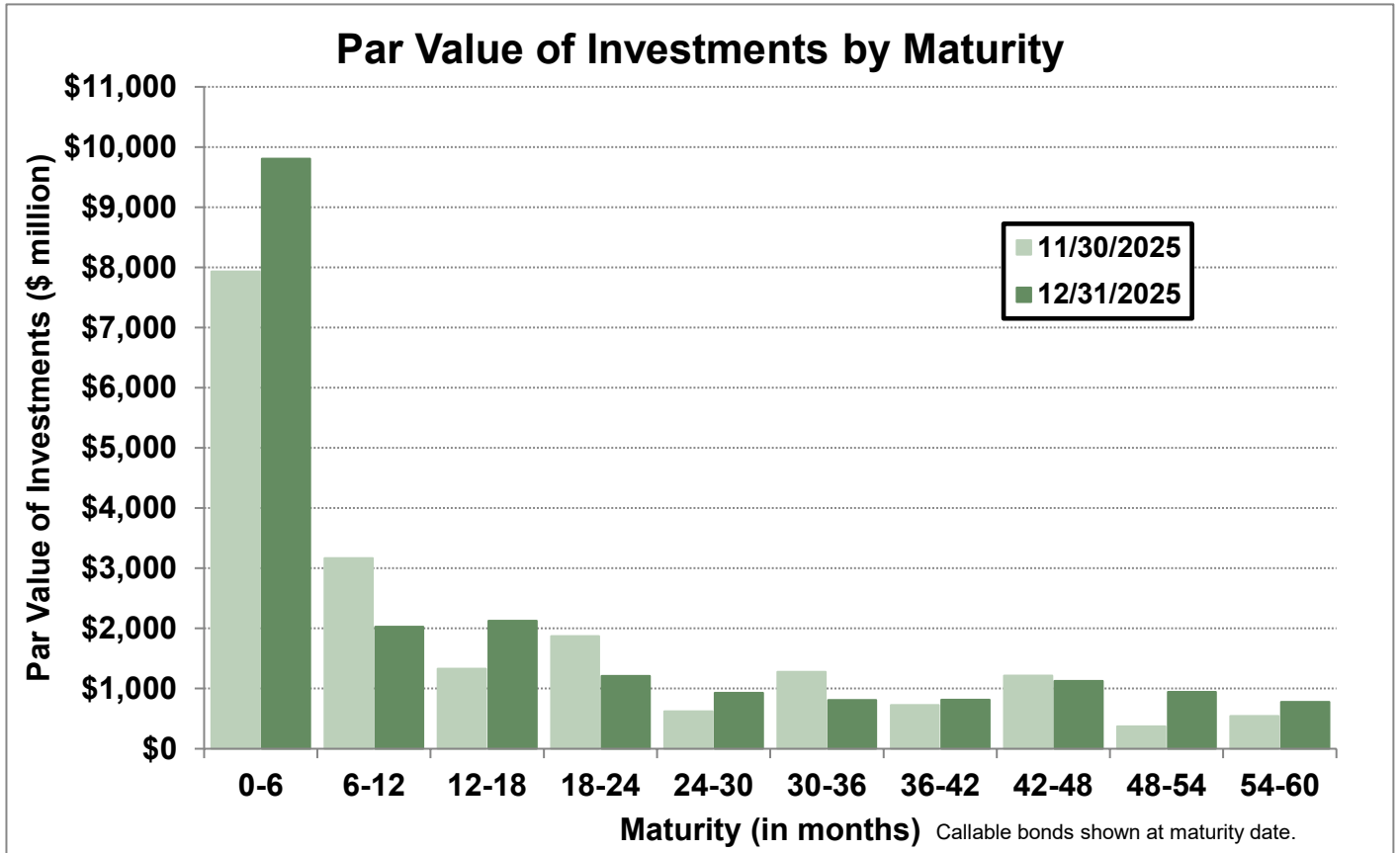
Average Daily Balance	\$18,015,665,933
Net Earnings	\$56,741,475
Earned Income Return	3.71%
Weighted Average Maturity	538 days

Investment Type	(\$ million)	Par Value	Book Value	Market Value
U.S. Treasuries	\$ 4,967.0	\$ 4,966.5	\$ 4,984.4	\$ 4,984.4
Federal Agencies	7,064.8	7,062.0	7,091.7	7,091.7
Public Time Deposits	20.0	20.0	20.0	20.0
Negotiable CDs	2,510.0	2,510.0	2,512.4	2,512.4
Commercial Paper	1,062.2	1,047.1	1,047.7	1,047.7
Medium Term Notes	162.8	162.5	163.5	163.5
Money Market Funds	2,092.3	2,092.3	2,092.3	2,092.3
Supranationals	261.8	260.6	262.2	262.2
Secured Bank Deposit	164.7	164.7	164.7	164.7
Total	\$ 18,305.8	\$ 18,285.8	\$ 18,338.9	\$ 18,338.9

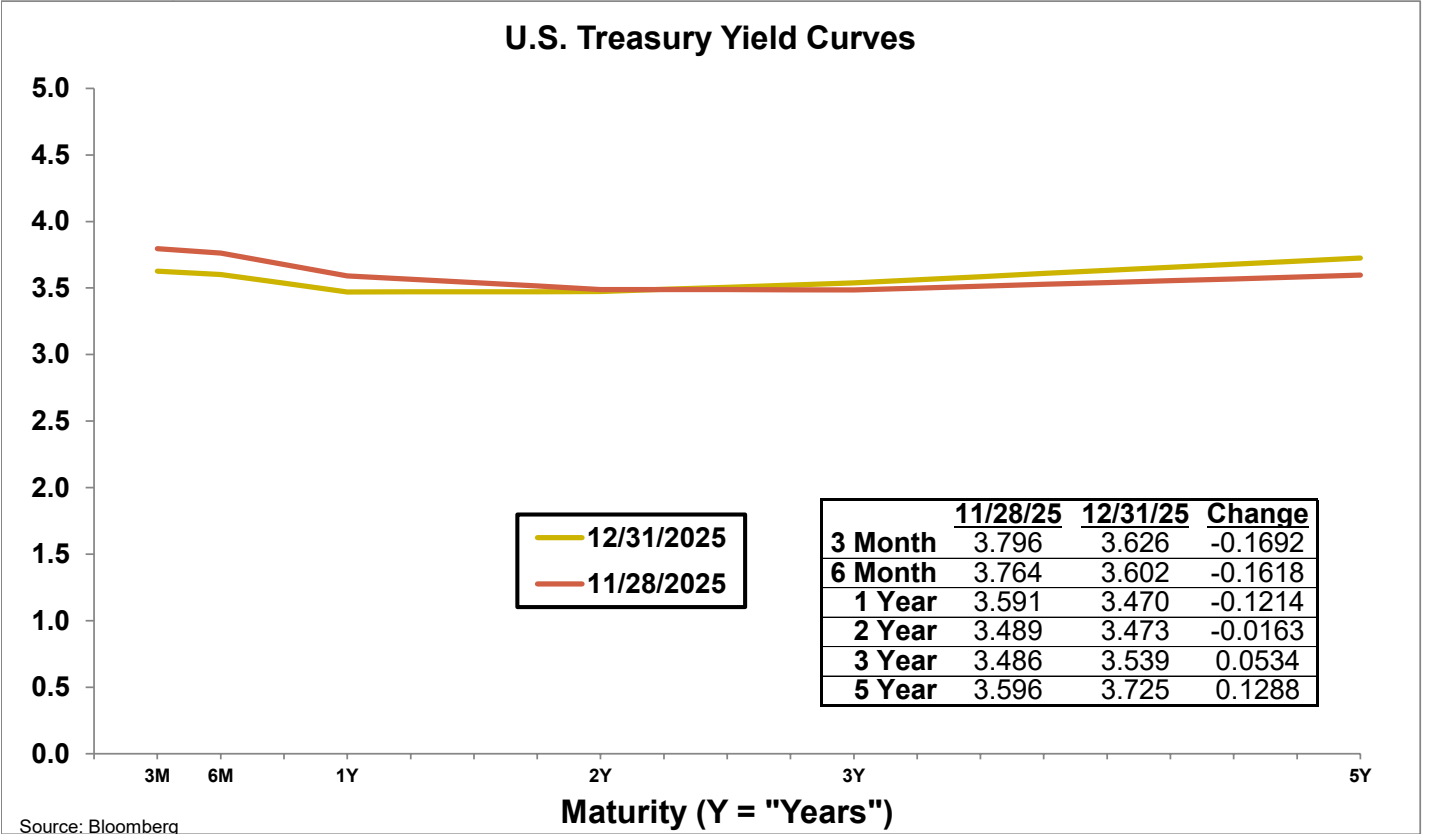
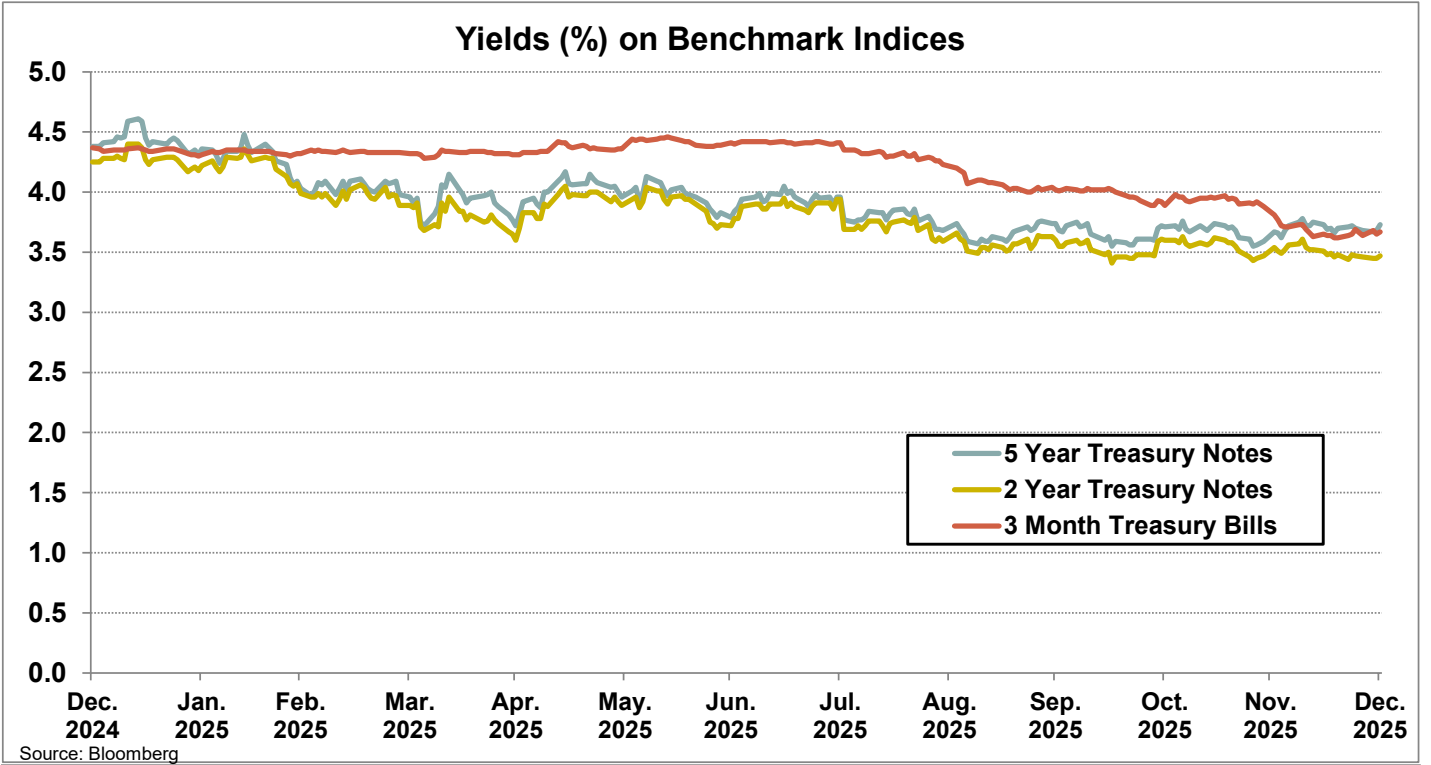


Portfolio Analysis

Pooled Fund



Yield Curves



Investment Inventory

Pooled Fund

As of December 31, 2025

Type of Investment	CUSIP	Issuer Name	Maturity		Coupon	Par Value	Original Cost	Amortized	
			Settle Date	Date				Book Value	Market Value
U.S. Treasuries	912797SF5	U.S. Treasury Bill	11/21/2025	1/13/2026	0.00	\$ 100,000,000	\$ 99,434,667	\$ 99,872,000	\$ 99,873,000
U.S. Treasuries	91282CBW0	U.S. Treasury Note	6/28/2021	4/30/2026	0.75	50,000,000	49,662,109	49,977,244	49,546,875
U.S. Treasuries	91282CBW0	U.S. Treasury Note	7/2/2021	4/30/2026	0.75	50,000,000	49,730,469	49,981,807	49,546,875
U.S. Treasuries	912828R36	U.S. Treasury Note	7/23/2021	5/15/2026	1.63	50,000,000	52,203,125	50,168,024	49,648,440
U.S. Treasuries	912828R36	U.S. Treasury Note	8/27/2021	5/15/2026	1.63	50,000,000	51,890,625	50,147,122	49,648,440
U.S. Treasuries	91282CHB0	U.S. Treasury Note	10/16/2025	5/15/2026	3.63	25,000,000	24,983,398	24,989,457	25,007,813
U.S. Treasuries	912797SW8	U.S. Treasury Bill	12/10/2025	5/28/2026	0.00	30,000,000	29,495,183	29,560,899	29,584,578
U.S. Treasuries	91282CCJ8	U.S. Treasury Note	7/2/2021	6/30/2026	0.88	50,000,000	49,931,641	49,993,254	49,355,470
U.S. Treasuries	91282CCJ8	U.S. Treasury Note	7/14/2021	6/30/2026	0.88	50,000,000	50,070,313	50,006,985	49,355,470
U.S. Treasuries	91282CCJ8	U.S. Treasury Note	7/22/2021	6/30/2026	0.88	50,000,000	50,345,703	50,034,494	49,355,470
U.S. Treasuries	91282CCJ8	U.S. Treasury Note	7/22/2021	6/30/2026	0.88	50,000,000	50,328,125	50,032,740	49,355,470
U.S. Treasuries	91282CCJ8	U.S. Treasury Note	8/6/2021	6/30/2026	0.88	50,000,000	50,406,250	50,040,875	49,355,470
U.S. Treasuries	91282CCJ8	U.S. Treasury Note	8/10/2021	6/30/2026	0.88	50,000,000	50,240,234	50,024,225	49,355,470
U.S. Treasuries	91282CCJ8	U.S. Treasury Note	9/24/2021	6/30/2026	0.88	50,000,000	49,937,500	49,993,534	49,355,470
U.S. Treasuries	91282CCJ8	U.S. Treasury Note	10/14/2021	6/30/2026	0.88	50,000,000	49,593,750	49,957,485	49,355,470
U.S. Treasuries	91282CCJ8	U.S. Treasury Note	1/4/2022	6/30/2026	0.88	50,000,000	49,027,344	49,893,115	49,355,470
U.S. Treasuries	91282CKY6	U.S. Treasury Note	12/16/2025	6/30/2026	4.63	100,000,000	100,546,875	100,502,232	100,527,340
U.S. Treasuries	91282CCW9	U.S. Treasury Note	9/28/2021	8/31/2026	0.75	50,000,000	49,449,219	49,925,868	49,093,750
U.S. Treasuries	91282CCZ2	U.S. Treasury Note	10/8/2021	9/30/2026	0.88	50,000,000	49,689,453	49,953,538	49,015,625
U.S. Treasuries	91282CCZ2	U.S. Treasury Note	10/8/2021	9/30/2026	0.88	50,000,000	49,671,875	49,950,908	49,015,625
U.S. Treasuries	91282CCZ2	U.S. Treasury Note	10/19/2021	9/30/2026	0.88	50,000,000	49,318,359	49,897,396	49,015,625
U.S. Treasuries	91282CDK4	U.S. Treasury Note	12/3/2021	11/30/2026	1.25	50,000,000	50,072,266	50,013,200	48,976,565
U.S. Treasuries	91282CDK4	U.S. Treasury Note	12/7/2021	11/30/2026	1.25	50,000,000	50,117,188	50,021,453	48,976,565
U.S. Treasuries	91282CDK4	U.S. Treasury Note	3/29/2022	11/30/2026	1.25	50,000,000	47,078,125	49,430,003	48,976,565
U.S. Treasuries	91282CDQ1	U.S. Treasury Note	3/29/2022	12/31/2026	1.25	50,000,000	47,107,422	49,394,190	48,906,250
U.S. Treasuries	91282CEF4	U.S. Treasury Note	4/6/2022	3/31/2027	2.50	25,000,000	24,757,813	24,939,586	24,705,078
U.S. Treasuries	91282CKV2	U.S. Treasury Note	6/26/2024	6/15/2027	4.63	50,000,000	50,199,219	50,097,404	50,826,750
U.S. Treasuries	91282CKV2	U.S. Treasury Note	7/9/2024	6/15/2027	4.63	50,000,000	50,292,969	50,144,980	50,826,750
U.S. Treasuries	91282CKV2	U.S. Treasury Note	10/8/2024	6/15/2027	4.63	50,000,000	50,906,250	50,490,115	50,826,750
U.S. Treasuries	91282CKV2	U.S. Treasury Note	5/15/2025	6/15/2027	4.63	50,000,000	50,603,516	50,420,320	50,826,750
U.S. Treasuries	91282CKV2	U.S. Treasury Note	7/8/2025	6/15/2027	4.63	50,000,000	50,667,969	50,500,740	50,826,750
U.S. Treasuries	91282CKV2	U.S. Treasury Note	7/9/2025	6/15/2027	4.63	50,000,000	50,654,297	50,491,186	50,826,750
U.S. Treasuries	91282CKV2	U.S. Treasury Note	7/25/2025	6/15/2027	4.63	50,000,000	50,632,813	50,486,073	50,826,750
U.S. Treasuries	91282CEW7	U.S. Treasury Note	3/21/2024	6/30/2027	3.25	50,000,000	48,203,125	49,181,190	49,851,565
U.S. Treasuries	91282CEW7	U.S. Treasury Note	4/3/2024	6/30/2027	3.25	50,000,000	48,113,281	49,130,802	49,851,565
U.S. Treasuries	91282CEW7	U.S. Treasury Note	9/26/2024	6/30/2027	3.25	50,000,000	49,683,594	49,828,757	49,851,565
U.S. Treasuries	91282CEW7	U.S. Treasury Note	7/25/2025	6/30/2027	3.25	50,000,000	49,398,438	49,534,962	49,851,565
U.S. Treasuries	91282CEW7	U.S. Treasury Note	11/12/2025	6/30/2027	3.25	50,000,000	49,728,516	49,751,329	49,851,565
U.S. Treasuries	91282CNV9	U.S. Treasury Note	11/20/2025	8/31/2027	3.63	50,000,000	50,035,156	50,032,881	50,126,955
U.S. Treasuries	91282CNV9	U.S. Treasury Note	11/21/2025	8/31/2027	3.63	75,000,000	75,058,594	75,054,886	75,190,433
U.S. Treasuries	91282CLL3	U.S. Treasury Note	10/1/2024	9/15/2027	3.38	50,000,000	49,785,156	49,785,151	49,927,735
U.S. Treasuries	91282CLQ2	U.S. Treasury Note	11/20/2025	10/15/2027	3.88	50,000,000	50,273,438	50,256,889	50,357,420
U.S. Treasuries	91282CLQ2	U.S. Treasury Note	11/18/2025	10/15/2027	3.88	75,000,000	75,363,281	75,340,315	75,536,130
U.S. Treasuries	91282CPE5	U.S. Treasury Note	11/18/2025	10/31/2027	3.50	75,000,000	74,835,938	74,846,076	75,044,250
U.S. Treasuries	91282CLX7	U.S. Treasury Note	2/12/2025	11/15/2027	4.13	61,000,000	60,692,617	60,791,310	61,724,375
U.S. Treasuries	91282CLX7	U.S. Treasury Note	11/12/2025	11/15/2027	4.13	70,000,000	70,738,281	70,687,921	70,831,250
U.S. Treasuries	91282CMB4	U.S. Treasury Note	12/16/2024	12/15/2027	4.00	50,000,000	49,718,750	49,816,699	50,519,250
U.S. Treasuries	91282CMB4	U.S. Treasury Note	12/16/2024	12/15/2027	4.00	50,000,000	49,712,891	49,812,880	50,519,250
U.S. Treasuries	91282CMB4	U.S. Treasury Note	12/8/2025	12/15/2027	4.00	50,000,000	50,425,781	50,411,916	50,519,250
U.S. Treasuries	91282CMN8	U.S. Treasury Note	11/14/2025	2/15/2028	4.25	50,000,000	50,714,844	50,673,152	50,798,830

Investment Inventory

Pooled Fund

Type of Investment	CUSIP	Issuer Name	Maturity			Par Value	Original Cost	Amortized Book Value	Market Value
			Settle Date	Date	Coupon				
Federal Agencies	3133EN6A3	Federal Farm Credit Bank	1/13/2023	1/13/2026	4.00	20,000,000	19,982,400	19,999,807	19,998,400
Federal Agencies	3133EN6A3	Federal Farm Credit Bank	1/13/2023	1/13/2026	4.00	30,000,000	29,977,200	29,999,750	29,997,600
Federal Agencies	3130AUTC8	Federal Home Loan Bank	2/9/2023	2/6/2026	4.01	21,100,000	20,985,427	21,096,226	21,100,422
Federal Agencies	3133EPJX4	Federal Farm Credit Bank	5/17/2023	2/17/2026	3.63	25,000,000	24,928,500	24,996,663	24,990,750
Federal Agencies	3133EPJX4	Federal Farm Credit Bank	5/17/2023	2/17/2026	3.63	30,000,000	29,905,500	29,995,589	29,988,900
Federal Agencies	3133EPBJ3	Federal Farm Credit Bank	2/23/2023	2/23/2026	4.38	25,000,000	24,953,500	24,997,751	25,017,000
Federal Agencies	3133EPBJ3	Federal Farm Credit Bank	2/23/2023	2/23/2026	4.38	28,000,000	27,954,080	27,997,779	28,019,040
Federal Agencies	3133EPBJ3	Federal Farm Credit Bank	2/23/2023	2/23/2026	4.38	50,000,000	49,918,000	49,996,035	50,034,000
Federal Agencies	3133ENJ35	Federal Farm Credit Bank	8/25/2022	2/25/2026	3.32	35,000,000	34,957,650	34,998,180	34,973,750
Federal Agencies	3130AXB31	Federal Home Loan Bank	11/2/2023	3/13/2026	4.88	10,000,000	9,953,900	9,996,203	10,023,600
Federal Agencies	3130AXB31	Federal Home Loan Bank	11/2/2023	3/13/2026	4.88	10,000,000	9,950,700	9,995,939	10,023,600
Federal Agencies	3130AXB31	Federal Home Loan Bank	11/2/2023	3/13/2026	4.88	10,000,000	9,950,700	9,995,939	10,023,600
Federal Agencies	3130AXB31	Federal Home Loan Bank	4/5/2024	3/13/2026	4.88	25,000,000	25,053,750	25,005,398	25,059,000
Federal Agencies	3130AXB31	Federal Home Loan Bank	4/2/2024	3/13/2026	4.88	36,730,000	36,803,460	36,737,346	36,816,683
Federal Agencies	3133EP5K7	Federal Farm Credit Bank	4/2/2024	3/13/2026	4.50	50,000,000	49,758,000	49,975,800	50,081,500
Federal Agencies	3133EMZ21	Federal Farm Credit Bank	8/9/2021	4/6/2026	0.69	15,500,000	15,458,150	15,497,663	15,377,550
Federal Agencies	3133ENUD0	Federal Farm Credit Bank	4/8/2022	4/8/2026	2.64	20,000,000	19,961,200	19,997,424	19,942,000
Federal Agencies	3133ENUD0	Federal Farm Credit Bank	4/8/2022	4/8/2026	2.64	30,000,000	29,941,800	29,996,136	29,913,000
Federal Agencies	313385VP8	Federal Home Loan Bank Discount	9/2/2025	4/15/2026	0.00	25,000,000	24,403,125	24,724,111	24,742,250
Federal Agencies	313385WN2	Federal Home Loan Bank Discount	10/16/2025	5/8/2026	0.00	25,000,000	24,490,000	24,682,500	24,685,500
Federal Agencies	3130AVWS7	Federal Home Loan Bank	5/10/2023	6/12/2026	3.75	17,045,000	16,991,479	17,037,320	17,057,954
Federal Agencies	3130AVWS7	Federal Home Loan Bank	5/17/2023	6/12/2026	3.75	20,000,000	19,939,200	19,991,221	20,015,200
Federal Agencies	3130AWAH3	Federal Home Loan Bank	6/1/2023	6/12/2026	4.00	10,000,000	9,934,300	9,990,385	10,016,900
Federal Agencies	3130AWAH3	Federal Home Loan Bank	6/1/2023	6/12/2026	4.00	15,000,000	14,899,350	14,985,271	15,025,350
Federal Agencies	3130AWLZ1	Federal Home Loan Bank	7/10/2023	6/12/2026	4.75	50,000,000	49,856,000	49,978,157	50,238,500
Federal Agencies	3130B1BT3	Federal Home Loan Bank	6/18/2024	6/12/2026	4.88	13,485,000	13,505,093	13,489,496	13,564,966
Federal Agencies	3133ERHD6	Federal Farm Credit Bank	6/18/2024	6/12/2026	4.88	20,000,000	20,030,400	20,006,802	20,110,000
Federal Agencies	3133ERHD6	Federal Farm Credit Bank	6/18/2024	6/12/2026	4.88	32,000,000	32,051,200	32,011,456	32,176,000
Federal Agencies	3133EPMU6	Federal Farm Credit Bank	6/15/2023	6/15/2026	4.25	20,000,000	19,969,200	19,995,363	20,052,400
Federal Agencies	3133EPMU6	Federal Farm Credit Bank	6/15/2023	6/15/2026	4.25	24,700,000	24,640,226	24,691,001	24,764,714
Federal Agencies	3133EPMU6	Federal Farm Credit Bank	6/15/2023	6/15/2026	4.25	30,000,000	29,951,400	29,992,683	30,078,600
Federal Agencies	3133EPNG6	Federal Farm Credit Bank	6/23/2023	6/23/2026	4.38	25,000,000	24,986,750	24,997,909	25,087,000
Federal Agencies	3133EPNG6	Federal Farm Credit Bank	6/23/2023	6/23/2026	4.38	25,000,000	24,986,750	24,997,909	25,087,000
Federal Agencies	3133EPNG6	Federal Farm Credit Bank	6/23/2023	6/23/2026	4.38	50,000,000	49,973,500	49,995,817	50,174,000
Federal Agencies	3133EPVP7	Federal Farm Credit Bank	9/8/2023	7/8/2026	4.75	10,000,000	9,991,700	9,998,491	10,058,700
Federal Agencies	3133EPVP7	Federal Farm Credit Bank	9/8/2023	7/8/2026	4.75	19,000,000	18,984,800	18,997,236	19,111,530
Federal Agencies	3133EPVP7	Federal Farm Credit Bank	9/8/2023	7/8/2026	4.75	21,000,000	20,982,780	20,996,869	21,123,270
Federal Agencies	3130ANNM8	Federal Home Loan Bank	8/19/2021	7/13/2026	1.05	25,000,000	25,000,000	25,000,000	24,657,500
Federal Agencies	3130ANNM8	Federal Home Loan Bank	8/19/2021	7/13/2026	1.05	25,000,000	25,000,000	25,000,000	24,657,500
Federal Agencies	3130ANNM8	Federal Home Loan Bank	8/19/2021	7/13/2026	1.05	25,000,000	25,000,000	25,000,000	24,657,500
Federal Agencies	3130ANNM8	Federal Home Loan Bank	8/19/2021	7/13/2026	1.05	25,000,000	25,000,000	25,000,000	24,657,500
Federal Agencies	3130ANMP2	Federal Home Loan Bank	8/20/2021	7/27/2026	1.07	25,000,000	25,000,000	25,000,000	24,637,000
Federal Agencies	3130ANMP2	Federal Home Loan Bank	8/20/2021	7/27/2026	1.07	25,000,000	25,000,000	25,000,000	24,637,000
Federal Agencies	3130ANMP2	Federal Home Loan Bank	8/20/2021	7/27/2026	1.07	25,000,000	25,000,000	25,000,000	24,637,000
Federal Agencies	3130ANMP2	Federal Home Loan Bank	8/20/2021	7/27/2026	1.07	25,000,000	25,000,000	25,000,000	24,637,000
Federal Agencies	3133EPZY4	Federal Farm Credit Bank	10/30/2023	7/30/2026	5.00	3,000,000	2,991,930	2,998,312	3,021,810
Federal Agencies	3133EPZY4	Federal Farm Credit Bank	10/30/2023	7/30/2026	5.00	9,615,000	9,589,136	9,609,590	9,684,901
Federal Agencies	3133EPZY4	Federal Farm Credit Bank	10/30/2023	7/30/2026	5.00	16,000,000	15,956,960	15,990,998	16,116,320

Investment Inventory

Pooled Fund

Type of Investment	CUSIP	Issuer Name	Maturity		Coupon	Par Value	Original Cost	Amortized	
			Settle Date	Date				Book Value	Market Value
Federal Agencies	3133EPZY4	Federal Farm Credit Bank	10/30/2023	7/30/2026	5.00	25,000,000	24,936,750	24,986,770	25,181,750
Federal Agencies	3130ANTG5	Federal Home Loan Bank	9/13/2021	8/10/2026	1.05	25,000,000	25,000,000	25,000,000	24,611,250
Federal Agencies	3130ANTG5	Federal Home Loan Bank	9/13/2021	8/10/2026	1.05	25,000,000	25,000,000	25,000,000	24,611,250
Federal Agencies	3130ANTG5	Federal Home Loan Bank	9/13/2021	8/10/2026	1.05	25,000,000	25,000,000	25,000,000	24,611,250
Federal Agencies	3130ANTG5	Federal Home Loan Bank	9/13/2021	8/10/2026	1.05	25,000,000	25,000,000	25,000,000	24,611,250
Federal Agencies	3133EPSW6	Federal Farm Credit Bank	8/14/2023	8/14/2026	4.50	50,000,000	49,885,000	49,976,391	50,267,500
Federal Agencies	3130AP6T7	Federal Home Loan Bank	10/1/2021	9/3/2026	1.08	25,000,000	25,000,000	25,000,000	24,575,000
Federal Agencies	3130AP6T7	Federal Home Loan Bank	10/1/2021	9/3/2026	1.08	25,000,000	25,000,000	25,000,000	24,575,000
Federal Agencies	3130AP6T7	Federal Home Loan Bank	10/1/2021	9/3/2026	1.08	25,000,000	25,000,000	25,000,000	24,575,000
Federal Agencies	3130AP6T7	Federal Home Loan Bank	10/1/2021	9/3/2026	1.08	25,000,000	25,000,000	25,000,000	24,575,000
Federal Agencies	3130B2PJ8	Federal Home Loan Bank	9/13/2024	9/4/2026	3.63	19,000,000	18,974,730	18,991,378	18,999,430
Federal Agencies	3130B2PJ8	Federal Home Loan Bank	9/13/2024	9/4/2026	3.63	25,000,000	24,966,750	24,988,655	24,999,250
Federal Agencies	3130B2PJ8	Federal Home Loan Bank	9/13/2024	9/4/2026	3.63	25,900,000	25,865,553	25,888,247	25,899,223
Federal Agencies	3130B2PJ8	Federal Home Loan Bank	9/13/2024	9/4/2026	3.63	50,000,000	49,933,500	49,937,311	49,998,500
Federal Agencies	3133EM4X7	Federal Farm Credit Bank	12/12/2023	9/10/2026	0.80	28,975,000	26,174,277	28,271,329	28,413,175
Federal Agencies	3130AXCP1	Federal Home Loan Bank	10/18/2023	9/11/2026	4.88	11,895,000	11,821,965	11,877,552	11,996,464
Federal Agencies	3130B3A29	Federal Home Loan Bank	10/11/2024	10/9/2026	4.00	15,000,000	14,996,850	14,998,784	15,046,350
Federal Agencies	3130B3A29	Federal Home Loan Bank	10/11/2024	10/9/2026	4.00	25,000,000	24,994,750	24,997,974	25,077,250
Federal Agencies	3130B3A29	Federal Home Loan Bank	10/11/2024	10/9/2026	4.00	25,000,000	24,994,750	24,997,974	25,077,250
Federal Agencies	3130B3A29	Federal Home Loan Bank	10/11/2024	10/9/2026	4.00	50,000,000	49,989,500	49,995,947	50,154,500
Federal Agencies	3130APPR0	Federal Home Loan Bank	11/18/2021	10/19/2026	1.43	25,000,000	25,000,000	25,000,000	24,570,000
Federal Agencies	3130APPR0	Federal Home Loan Bank	11/18/2021	10/19/2026	1.43	25,000,000	25,000,000	25,000,000	24,570,000
Federal Agencies	3130APPR0	Federal Home Loan Bank	11/18/2021	10/19/2026	1.43	25,000,000	25,000,000	25,000,000	24,570,000
Federal Agencies	3130APPR0	Federal Home Loan Bank	11/18/2021	10/19/2026	1.43	25,000,000	25,000,000	25,000,000	24,570,000
Federal Agencies	3133EPZA6	Federal Farm Credit Bank	10/20/2023	10/20/2026	4.88	14,000,000	13,904,940	13,974,674	14,133,280
Federal Agencies	3133EPZA6	Federal Farm Credit Bank	10/20/2023	10/20/2026	4.88	30,000,000	29,834,100	29,955,800	30,285,600
Federal Agencies	3133ETJS7	Federal Farm Credit Bank	5/29/2025	11/10/2026	4.00	12,600,000	12,581,352	12,588,987	12,633,529
Federal Agencies	3130AQ7L1	Federal Home Loan Bank	12/16/2021	11/16/2026	1.61	25,000,000	25,000,000	25,000,000	24,573,750
Federal Agencies	3130AQ7L1	Federal Home Loan Bank	12/16/2021	11/16/2026	1.61	25,000,000	25,000,000	25,000,000	24,573,750
Federal Agencies	3130AQ7L1	Federal Home Loan Bank	12/16/2021	11/16/2026	1.61	25,000,000	25,000,000	25,000,000	24,573,750
Federal Agencies	3130AQ7L1	Federal Home Loan Bank	12/16/2021	11/16/2026	1.61	25,000,000	25,000,000	25,000,000	24,573,750
Federal Agencies	3130AXU63	Federal Home Loan Bank	11/17/2023	11/17/2026	4.63	50,000,000	49,911,500	49,974,161	50,421,500
Federal Agencies	3130AQJ95	Federal Home Loan Bank	1/14/2022	12/14/2026	1.65	25,000,000	25,000,000	25,000,000	24,551,250
Federal Agencies	3130AQJ95	Federal Home Loan Bank	1/14/2022	12/14/2026	1.65	25,000,000	25,000,000	25,000,000	24,551,250
Federal Agencies	3130AQJ95	Federal Home Loan Bank	1/14/2022	12/14/2026	1.65	25,000,000	25,000,000	25,000,000	24,551,250
Federal Agencies	3130AQJ95	Federal Home Loan Bank	1/14/2022	12/14/2026	1.65	25,000,000	25,000,000	25,000,000	24,551,250
Federal Agencies	3133ET5B9	Federal Farm Credit Bank	12/22/2025	12/22/2026	3.50	15,000,000	14,993,850	14,994,018	14,995,050
Federal Agencies	3133ET5B9	Federal Farm Credit Bank	12/22/2025	12/22/2026	3.50	37,000,000	36,984,830	36,985,246	36,987,790
Federal Agencies	3133ET5B9	Federal Farm Credit Bank	12/22/2025	12/22/2026	3.50	45,000,000	44,981,550	44,982,055	44,985,150
Federal Agencies	3133ERWR8	Federal Farm Credit Bank	10/8/2024	1/7/2027	3.50	12,500,000	12,373,750	12,442,949	12,488,750
Federal Agencies	3130AYPN0	Federal Home Loan Bank	1/29/2024	1/15/2027	4.13	12,000,000	11,973,000	11,990,543	12,075,720
Federal Agencies	3130AYPN0	Federal Home Loan Bank	12/9/2025	1/15/2027	4.13	20,000,000	20,101,800	20,095,976	20,126,200
Federal Agencies	3130AYPN0	Federal Home Loan Bank	1/29/2024	1/15/2027	4.13	25,000,000	24,943,750	24,980,297	25,157,750
Federal Agencies	3130AYPN0	Federal Home Loan Bank	1/29/2024	1/15/2027	4.13	29,350,000	29,283,963	29,326,869	29,535,199
Federal Agencies	3130AYPN0	Federal Home Loan Bank	1/29/2024	1/15/2027	4.13	50,000,000	49,887,500	49,960,594	50,315,500
Federal Agencies	3133EPX91	Federal Farm Credit Bank	1/25/2024	1/25/2027	4.13	5,000,000	4,992,850	4,997,462	5,030,450
Federal Agencies	3133EPX91	Federal Farm Credit Bank	1/25/2024	1/25/2027	4.13	10,000,000	9,986,600	9,995,244	10,060,900
Federal Agencies	3133EPX91	Federal Farm Credit Bank	1/25/2024	1/25/2027	4.13	25,000,000	24,968,500	24,988,820	25,152,250
Federal Agencies	3133EPX91	Federal Farm Credit Bank	1/25/2024	1/25/2027	4.13	35,000,000	34,955,900	34,984,348	35,213,150
Federal Agencies	3133EPX91	Federal Farm Credit Bank	1/25/2024	1/25/2027	4.13	50,000,000	49,933,000	49,976,220	50,304,500
Federal Agencies	3133ER4A6	Federal Farm Credit Bank	2/18/2025	2/18/2027	4.25	2,000,000	1,997,860	1,998,789	2,014,500

Investment Inventory

Pooled Fund

Type of Investment	CUSIP	Issuer Name	Maturity			Par Value	Original Cost	Amortized		Market Value
			Settle Date	Date	Coupon			Book Value		
Federal Agencies	3133ER4A6	Federal Farm Credit Bank	2/18/2025	2/18/2027	4.25	25,000,000	24,974,250	24,985,432	25,181,250	
Federal Agencies	3133ER4A6	Federal Farm Credit Bank	2/18/2025	2/18/2027	4.25	30,000,000	29,967,600	29,981,670	30,217,500	
Federal Agencies	3133ERD24	Federal Farm Credit Bank	11/18/2024	2/18/2027	4.25	30,000,000	29,983,500	29,991,710	30,217,500	
Federal Agencies	3133ETUE5	Federal Farm Credit Bank	8/22/2025	2/22/2027	3.75	15,000,000	14,980,050	14,984,847	15,035,190	
Federal Agencies	3133ETUE5	Federal Farm Credit Bank	8/22/2025	2/22/2027	3.75	25,000,000	24,967,500	24,975,314	25,058,650	
Federal Agencies	3133ETUE5	Federal Farm Credit Bank	8/22/2025	2/22/2027	3.75	35,000,000	34,950,650	34,962,516	35,082,110	
Federal Agencies	3133ETUE5	Federal Farm Credit Bank	8/22/2025	2/22/2027	3.75	40,000,000	39,946,800	39,959,591	40,093,840	
Federal Agencies	3133ETJF5	Federal Farm Credit Bank	5/23/2025	2/23/2027	4.00	10,000,000	9,993,800	9,995,957	10,035,800	
Federal Agencies	3133ETJF5	Federal Farm Credit Bank	5/23/2025	2/23/2027	4.00	45,000,000	44,972,100	44,981,806	45,161,100	
Federal Agencies	3130ARB59	Federal Home Loan Bank	3/22/2022	3/8/2027	2.35	25,000,000	25,000,000	25,000,000	24,653,500	
Federal Agencies	3130ARB59	Federal Home Loan Bank	3/22/2022	3/8/2027	2.35	25,000,000	25,000,000	25,000,000	24,653,500	
Federal Agencies	3130ARB59	Federal Home Loan Bank	3/22/2022	3/8/2027	2.35	25,000,000	25,000,000	25,000,000	24,653,500	
Federal Agencies	3130ARB59	Federal Home Loan Bank	3/22/2022	3/8/2027	2.35	25,000,000	25,000,000	25,000,000	24,653,500	
Federal Agencies	3130ARB59	Federal Home Loan Bank	3/22/2022	3/8/2027	2.35	25,000,000	25,000,000	25,000,000	24,653,500	
Federal Agencies	3130ARB59	Federal Home Loan Bank	3/22/2022	3/8/2027	2.35	25,000,000	25,000,000	25,000,000	24,653,500	
Federal Agencies	3130ARB59	Federal Home Loan Bank	3/22/2022	3/8/2027	2.35	25,000,000	25,000,000	25,000,000	24,653,500	
Federal Agencies	3133ENRD4	Federal Farm Credit Bank	3/16/2022	3/10/2027	1.68	48,573,000	47,432,020	48,301,547	47,526,738	
Federal Agencies	3133EP6K6	Federal Farm Credit Bank	4/2/2024	3/26/2027	4.50	50,000,000	49,910,000	49,962,858	50,591,000	
Federal Agencies	3133ENTS9	Federal Farm Credit Bank	4/6/2022	4/5/2027	2.60	22,500,000	22,392,338	22,472,922	22,242,150	
Federal Agencies	3133ENTS9	Federal Farm Credit Bank	4/6/2022	4/5/2027	2.60	24,500,000	24,377,010	24,469,067	24,219,230	
Federal Agencies	3133ENTS9	Federal Farm Credit Bank	4/6/2022	4/5/2027	2.60	25,000,000	24,804,000	24,950,705	24,713,500	
Federal Agencies	3130B0TY5	Federal Home Loan Bank	4/11/2024	4/9/2027	4.75	17,000,000	16,955,120	16,980,989	17,285,940	
Federal Agencies	3130B0TY5	Federal Home Loan Bank	4/11/2024	4/9/2027	4.75	20,000,000	19,947,200	19,977,634	20,336,400	
Federal Agencies	3130B0TY5	Federal Home Loan Bank	4/11/2024	4/9/2027	4.75	40,000,000	39,894,400	39,955,267	40,672,800	
Federal Agencies	3130B0TY5	Federal Home Loan Bank	4/11/2024	4/9/2027	4.75	48,000,000	47,873,280	47,946,321	48,507,360	
Federal Agencies	3133ERDS7	Federal Farm Credit Bank	5/13/2024	5/6/2027	4.75	12,727,000	12,740,236	12,732,961	12,934,832	
Federal Agencies	3133EN2L3	Federal Farm Credit Bank	11/17/2022	5/17/2027	4.13	4,650,000	4,646,792	4,649,021	4,686,363	
Federal Agencies	3133EN2L3	Federal Farm Credit Bank	11/17/2022	5/17/2027	4.13	5,000,000	4,996,550	4,998,947	5,039,100	
Federal Agencies	3133EN2L3	Federal Farm Credit Bank	11/17/2022	5/17/2027	4.13	21,000,000	20,987,001	20,996,034	21,164,220	
Federal Agencies	3133EN2L3	Federal Farm Credit Bank	11/17/2022	5/17/2027	4.13	25,000,000	24,982,750	24,994,737	25,195,500	
Federal Agencies	3133EPP66	Federal Farm Credit Bank	12/20/2023	5/20/2027	4.00	31,000,000	30,905,760	30,961,911	31,192,200	
Federal Agencies	3133EPP66	Federal Farm Credit Bank	12/20/2023	5/20/2027	4.00	58,850,000	58,662,269	58,774,125	59,214,870	
Federal Agencies	3130B6R24	Federal Home Loan Bank	6/13/2025	6/4/2027	3.88	10,000,000	9,986,700	9,990,426	10,049,380	
Federal Agencies	3130B6R24	Federal Home Loan Bank	6/13/2025	6/4/2027	3.88	13,000,000	12,982,710	12,987,554	13,064,194	
Federal Agencies	3130B6R24	Federal Home Loan Bank	6/13/2025	6/4/2027	3.88	16,500,000	16,478,055	16,484,203	16,581,477	
Federal Agencies	3130B6R24	Federal Home Loan Bank	6/13/2025	6/4/2027	3.88	20,000,000	19,973,400	19,980,852	20,098,760	
Federal Agencies	3130B6R24	Federal Home Loan Bank	6/13/2025	6/4/2027	3.88	36,000,000	35,952,120	35,965,534	36,177,768	
Federal Agencies	3130ASGU7	Federal Home Loan Bank	7/19/2022	6/11/2027	3.50	10,000,000	10,141,500	10,041,627	9,986,900	
Federal Agencies	3130ASGU7	Federal Home Loan Bank	7/19/2022	6/11/2027	3.50	12,375,000	12,552,829	12,427,314	12,358,789	
Federal Agencies	3130ASGU7	Federal Home Loan Bank	7/20/2022	6/11/2027	3.50	21,725,000	22,016,550	21,810,817	21,696,540	
Federal Agencies	3130AX4E5	Federal Home Loan Bank	5/13/2024	6/11/2027	4.50	11,000,000	10,937,190	10,970,607	11,150,733	
Federal Agencies	3130B1EF0	Federal Home Loan Bank	7/10/2024	6/11/2027	4.63	20,700,000	20,795,634	20,747,189	21,019,774	
Federal Agencies	3133EPMV4	Federal Farm Credit Bank	6/15/2023	6/15/2027	4.13	28,940,000	28,911,928	28,929,817	29,178,755	
Federal Agencies	3133ENZK9	Federal Farm Credit Bank	7/7/2022	6/28/2027	3.24	27,865,000	28,099,066	27,934,949	27,768,308	
Federal Agencies	3133ERJZ5	Federal Farm Credit Bank	6/28/2024	6/28/2027	4.50	30,000,000	29,985,840	29,992,978	30,415,800	
Federal Agencies	3133ERVR9	Federal Farm Credit Bank	9/30/2024	7/1/2027	3.50	55,000,000	54,925,200	54,959,322	54,969,200	
Federal Agencies	3133ERKM2	Federal Farm Credit Bank	7/9/2024	7/8/2027	4.50	25,000,000	25,033,250	25,016,807	25,352,250	
Federal Agencies	3133ERKM2	Federal Farm Credit Bank	7/10/2024	7/8/2027	4.50	25,000,000	25,025,500	25,012,902	25,352,250	
Federal Agencies	3133ERMB4	Federal Farm Credit Bank	7/23/2024	7/23/2027	4.25	10,000,000	9,996,500	9,998,184	10,112,900	
Federal Agencies	3133ERMB4	Federal Farm Credit Bank	7/23/2024	7/23/2027	4.25	15,000,000	14,994,750	14,997,277	15,169,350	
Federal Agencies	3133ETX6	Federal Farm Credit Bank	8/11/2025	8/11/2027	3.63	5,000,000	4,989,950	4,991,919	5,006,335	
Federal Agencies	3133ETX6	Federal Farm Credit Bank	8/11/2025	8/11/2027	3.63	5,000,000	4,989,750	4,991,758	5,006,335	
Federal Agencies	3133ETX6	Federal Farm Credit Bank	8/11/2025	8/11/2027	3.63	7,000,000	6,985,930	6,988,686	7,008,869	
Federal Agencies	3133EPBM6	Federal Farm Credit Bank	2/23/2023	8/23/2027	4.13	10,000,000	9,974,000	9,990,515	10,099,400	

Investment Inventory

Pooled Fund

Type of Investment	CUSIP	Issuer Name	Maturity			Par Value	Original Cost	Amortized	
			Settle Date	Date	Coupon			Book Value	Market Value
Federal Agencies	3130B82L5	Federal Home Loan Bank	10/9/2025	10/4/2027	3.50	20,000,000	19,959,400	19,964,104	20,007,200
Federal Agencies	3130B82L5	Federal Home Loan Bank	10/9/2025	10/4/2027	3.50	25,000,000	24,949,250	24,955,130	25,009,000
Federal Agencies	3130B82L5	Federal Home Loan Bank	10/9/2025	10/4/2027	3.50	41,000,000	40,916,770	40,926,413	41,014,760
Federal Agencies	3130B82L5	Federal Home Loan Bank	10/9/2025	10/4/2027	3.50	50,000,000	49,898,500	49,910,260	50,018,000
Federal Agencies	3133ERXJ5	Federal Farm Credit Bank	10/15/2024	10/15/2027	3.88	5,000,000	4,997,250	4,998,363	5,028,400
Federal Agencies	3133ERXJ5	Federal Farm Credit Bank	10/15/2024	10/15/2027	3.88	8,000,000	7,996,160	7,997,714	8,045,440
Federal Agencies	3133ETM95	Federal Farm Credit Bank	10/27/2025	10/27/2027	3.38	9,320,000	9,298,844	9,300,756	9,299,589
Federal Agencies	3133ETM95	Federal Farm Credit Bank	10/27/2025	10/27/2027	3.38	60,000,000	59,863,800	59,876,114	59,868,600
Federal Agencies	3133ER2Z3	Federal Farm Credit Bank	2/4/2025	11/3/2027	4.25	5,000,000	4,999,350	4,999,565	5,062,350
Federal Agencies	3133ER2Z3	Federal Farm Credit Bank	2/4/2025	11/3/2027	4.25	41,880,000	41,877,738	41,878,486	42,402,244
Federal Agencies	3133EPC60	Federal Farm Credit Bank	11/15/2023	11/15/2027	4.63	27,950,000	27,834,008	27,895,775	28,511,795
Federal Agencies	3133EPC60	Federal Farm Credit Bank	11/15/2023	11/15/2027	4.63	33,300,000	33,161,472	33,235,240	33,969,330
Federal Agencies	3133ERJ51	Federal Farm Credit Bank	12/17/2024	12/10/2027	4.13	21,000,000	20,936,790	20,958,867	21,192,570
Federal Agencies	3133ERJ51	Federal Farm Credit Bank	12/17/2024	12/10/2027	4.13	25,505,000	25,428,485	25,455,209	25,738,881
Federal Agencies	3133ERJ51	Federal Farm Credit Bank	12/17/2024	12/10/2027	4.13	33,000,000	32,893,080	32,930,423	33,302,610
Federal Agencies	3133ERJ51	Federal Farm Credit Bank	12/17/2024	12/10/2027	4.13	38,343,000	38,227,588	38,267,897	38,694,605
Federal Agencies	3133EN5N6	Federal Farm Credit Bank	12/17/2025	1/6/2028	4.00	50,000,000	50,486,000	50,476,280	50,481,350
Federal Agencies	3133ERT84	Federal Farm Credit Bank	1/14/2025	1/14/2028	4.25	29,750,000	29,575,963	29,631,909	30,112,653
Federal Agencies	3133ET2W6	Federal Farm Credit Bank	12/8/2025	1/20/2028	3.50	5,000,000	4,991,800	4,992,055	5,003,800
Federal Agencies	3133ERZ46	Federal Farm Credit Bank	1/31/2025	1/28/2028	4.25	47,000,000	46,976,030	46,983,383	47,683,380
Federal Agencies	3133ERZ46	Federal Farm Credit Bank	1/31/2025	1/28/2028	4.25	50,000,000	49,974,500	49,982,323	50,727,000
Federal Agencies	3133EP5S0	Federal Farm Credit Bank	4/9/2024	3/20/2028	4.25	4,971,000	4,916,667	4,940,497	5,045,963
Federal Agencies	3133ETJZ1	Federal Farm Credit Bank	6/11/2025	6/5/2028	3.88	7,370,000	7,342,584	7,347,715	7,404,750
Federal Agencies	3133ETJZ1	Federal Farm Credit Bank	6/5/2025	6/5/2028	3.88	25,000,000	24,957,250	24,965,441	25,117,875
Federal Agencies	3133ERGL9	Federal Farm Credit Bank	6/26/2024	6/7/2028	4.50	14,934,000	14,962,076	14,951,289	15,274,047
Federal Agencies	3133ERGL9	Federal Farm Credit Bank	6/7/2024	6/7/2028	4.50	15,000,000	14,994,600	14,996,718	15,341,550
Federal Agencies	3133ERGL9	Federal Farm Credit Bank	6/26/2024	6/7/2028	4.50	20,000,000	20,037,600	20,023,155	20,455,400
Federal Agencies	3130AWC24	Federal Home Loan Bank	5/14/2025	6/9/2028	4.00	10,000,000	9,996,600	9,997,303	10,111,150
Federal Agencies	3133ETNU7	Federal Farm Credit Bank	7/7/2025	7/3/2028	3.75	22,500,000	22,424,175	22,436,535	22,636,913
Federal Agencies	3133ETNU7	Federal Farm Credit Bank	7/8/2025	7/3/2028	3.75	25,000,000	24,904,000	24,919,575	25,152,125
Federal Agencies	3133ETNU7	Federal Farm Credit Bank	7/7/2025	7/3/2028	3.75	50,000,000	49,829,500	49,857,292	50,304,250
Federal Agencies	3133EPSK2	Federal Farm Credit Bank	8/7/2023	8/7/2028	4.25	19,500,000	19,412,250	19,454,420	19,848,270
Federal Agencies	3133EPUN3	Federal Farm Credit Bank	8/28/2023	8/28/2028	4.50	10,000,000	9,979,100	9,988,904	10,225,990
Federal Agencies	3133EPUN3	Federal Farm Credit Bank	8/28/2023	8/28/2028	4.50	15,000,000	14,962,800	14,980,250	15,338,985
Federal Agencies	3133EPUN3	Federal Farm Credit Bank	8/28/2023	8/28/2028	4.50	25,000,000	24,943,500	24,970,003	25,564,975
Federal Agencies	3133EPUN3	Federal Farm Credit Bank	8/28/2023	8/28/2028	4.50	33,000,000	32,904,960	32,949,541	33,745,767
Federal Agencies	3133ET4Y0	Federal Farm Credit Bank	12/22/2025	9/22/2028	3.50	10,000,000	9,997,600	9,997,624	9,995,700
Federal Agencies	3133ET4Y0	Federal Farm Credit Bank	12/22/2025	9/22/2028	3.50	20,000,000	19,995,200	19,995,248	19,991,400
Federal Agencies	3134HBY88	Freddie Mac	10/16/2025	10/16/2028	4.10	25,000,000	25,000,000	25,000,000	24,980,500
Federal Agencies	3134HBY88	Freddie Mac	10/16/2025	10/16/2028	4.10	25,000,000	25,000,000	25,000,000	24,980,500
Federal Agencies	3134HBY88	Freddie Mac	10/16/2025	10/16/2028	4.10	25,000,000	25,000,000	25,000,000	24,980,500
Federal Agencies	3134HBY88	Freddie Mac	10/16/2025	10/16/2028	4.10	25,000,000	25,000,000	25,000,000	24,980,500
Federal Agencies	3134HBY88	Freddie Mac	10/16/2025	10/16/2028	4.10	50,000,000	50,000,000	50,000,000	49,961,000
Federal Agencies	3133ERHN4	Federal Farm Credit Bank	6/20/2024	10/20/2028	4.25	5,000,000	4,972,100	4,981,970	5,084,700
Federal Agencies	3133ERHN4	Federal Farm Credit Bank	6/20/2024	10/20/2028	4.25	38,000,000	37,785,300	37,861,252	38,643,720
Federal Agencies	3133ETL70	Federal Farm Credit Bank	11/26/2025	10/24/2028	3.38	5,000,000	4,977,650	4,978,407	4,981,100
Federal Agencies	3133ETL70	Federal Farm Credit Bank	11/26/2025	10/24/2028	3.38	25,000,000	24,890,000	24,893,725	24,905,500
Federal Agencies	3133ETL70	Federal Farm Credit Bank	11/26/2025	10/24/2028	3.38	30,000,000	29,865,900	29,870,441	29,886,600
Federal Agencies	3133EPC45	Federal Farm Credit Bank	11/13/2023	11/13/2028	4.63	12,000,000	11,984,040	11,990,854	12,327,360
Federal Agencies	3133EPC45	Federal Farm Credit Bank	11/13/2023	11/13/2028	4.63	20,000,000	19,971,600	19,983,725	20,545,600
Federal Agencies	3133EPC45	Federal Farm Credit Bank	11/13/2023	11/13/2028	4.63	55,000,000	54,922,285	54,955,464	56,500,400

Investment Inventory

Pooled Fund

Type of Investment	CUSIP	Issuer Name	Maturity			Par Value	Original Cost	Amortized		Market Value
			Settle Date	Date	Coupon			Book Value	Market Value	
Federal Agencies	3130B3GD9	Federal Home Loan Bank	10/28/2024	11/27/2028	4.00	47,025,000	46,940,355	46,964,766	47,518,763	
Federal Agencies	3133ET2S5	Federal Farm Credit Bank	12/9/2025	11/28/2028	3.38	35,000,000	34,735,750	34,741,352	34,841,415	
Federal Agencies	3130AVBD3	Federal Home Loan Bank	4/9/2024	3/9/2029	4.50	25,000,000	25,018,750	25,012,148	25,715,250	
Federal Agencies	3133EP5U5	Federal Farm Credit Bank	4/8/2024	3/20/2029	4.13	51,660,000	51,008,309	51,236,599	52,494,826	
Federal Agencies	3133ERDH1	Federal Farm Credit Bank	5/8/2024	4/30/2029	4.75	27,892,000	28,191,755	28,092,332	28,926,793	
Federal Agencies	3133ERDH1	Federal Farm Credit Bank	5/8/2024	4/30/2029	4.75	30,000,000	30,317,400	30,212,124	31,113,000	
Federal Agencies	3133ERDH1	Federal Farm Credit Bank	5/8/2024	4/30/2029	4.75	63,085,000	63,763,795	63,538,650	65,425,454	
Federal Agencies	3130B1BC0	Federal Home Loan Bank	7/31/2025	6/8/2029	4.63	9,705,000	9,943,355	9,917,285	10,028,662	
Federal Agencies	3133ERGS4	Federal Farm Credit Bank	6/26/2024	6/11/2029	4.25	10,000,000	9,967,600	9,977,511	10,213,800	
Federal Agencies	3133ERGS4	Federal Farm Credit Bank	6/26/2024	6/11/2029	4.25	10,000,000	9,967,600	9,977,511	10,213,800	
Federal Agencies	3133ERGS4	Federal Farm Credit Bank	6/26/2024	6/11/2029	4.25	10,000,000	9,967,600	9,977,511	10,213,800	
Federal Agencies	3133ERGS4	Federal Farm Credit Bank	6/26/2024	6/11/2029	4.25	20,000,000	19,935,200	19,955,023	20,427,600	
Federal Agencies	3133ERGS4	Federal Farm Credit Bank	6/26/2024	6/11/2029	4.25	29,000,000	28,923,730	28,947,062	29,620,020	
Federal Agencies	3130B2XR1	Federal Home Loan Bank	10/2/2024	7/2/2029	4.01	25,000,000	25,000,000	25,000,000	24,913,500	
Federal Agencies	3130B2XR1	Federal Home Loan Bank	10/2/2024	7/2/2029	4.01	25,000,000	25,000,000	25,000,000	24,913,500	
Federal Agencies	3130B2XR1	Federal Home Loan Bank	10/2/2024	7/2/2029	4.01	65,000,000	65,000,000	65,000,000	64,775,100	
Federal Agencies	3133ERKX8	Federal Farm Credit Bank	7/12/2024	7/12/2029	4.25	20,000,000	19,989,200	19,992,382	20,434,000	
Federal Agencies	3130ATHX8	Federal Home Loan Bank	9/27/2024	9/14/2029	4.13	15,000,000	15,392,700	15,292,846	15,258,000	
Federal Agencies	3130ATHX8	Federal Home Loan Bank	10/29/2024	9/14/2029	4.13	15,000,000	15,048,300	15,036,666	15,258,000	
Federal Agencies	3130ATHX8	Federal Home Loan Bank	10/29/2024	9/14/2029	4.13	15,000,000	15,043,200	15,032,794	15,258,000	
Federal Agencies	3130ATHX8	Federal Home Loan Bank	8/11/2025	9/14/2029	4.13	17,000,000	17,204,170	17,184,641	17,292,400	
Federal Agencies	3130ATHX8	Federal Home Loan Bank	10/29/2024	9/14/2029	4.13	25,590,000	25,663,699	25,645,947	26,030,148	
Federal Agencies	3136GAVY2	Fannie Mae	10/1/2025	10/1/2029	4.08	25,000,000	25,000,000	25,000,000	24,991,000	
Federal Agencies	3136GAVY2	Fannie Mae	10/1/2025	10/1/2029	4.08	25,000,000	25,000,000	25,000,000	24,991,000	
Federal Agencies	3136GAVY2	Fannie Mae	10/1/2025	10/1/2029	4.08	25,000,000	25,000,000	25,000,000	24,991,000	
Federal Agencies	3136GAVY2	Fannie Mae	10/1/2025	10/1/2029	4.08	25,000,000	25,000,000	25,000,000	24,991,000	
Federal Agencies	3136GAVY2	Fannie Mae	10/1/2025	10/1/2029	4.08	50,000,000	50,000,000	50,000,000	49,982,000	
Federal Agencies	3133ETKN6	Federal Farm Credit Bank	6/9/2025	10/9/2029	4.00	10,000,000	9,987,500	9,989,127	10,122,420	
Federal Agencies	3133ETKN6	Federal Farm Credit Bank	6/9/2025	10/9/2029	4.00	15,000,000	14,981,250	14,983,690	15,183,630	
Federal Agencies	3136GAWY1	Fannie Mae	10/15/2025	10/15/2029	4.00	25,000,000	25,000,000	25,000,000	24,962,500	
Federal Agencies	3136GAWY1	Fannie Mae	10/15/2025	10/15/2029	4.00	25,000,000	25,000,000	25,000,000	24,962,500	
Federal Agencies	3136GAWY1	Fannie Mae	10/15/2025	10/15/2029	4.00	25,000,000	25,000,000	25,000,000	24,962,500	
Federal Agencies	3136GAWY1	Fannie Mae	10/15/2025	10/15/2029	4.00	25,000,000	25,000,000	25,000,000	24,962,500	
Federal Agencies	3136GAWY1	Fannie Mae	10/15/2025	10/15/2029	4.00	50,000,000	50,000,000	50,000,000	49,925,000	
Federal Agencies	3136GC2P9	Fannie Mae	11/7/2025	11/7/2029	4.05	25,000,000	24,998,750	24,998,797	24,994,250	
Federal Agencies	3136GC2P9	Fannie Mae	11/7/2025	11/7/2029	4.05	25,000,000	24,998,750	24,998,797	24,994,250	
Federal Agencies	3136GC2P9	Fannie Mae	11/7/2025	11/7/2029	4.05	25,000,000	24,998,750	24,998,797	24,994,250	
Federal Agencies	3136GC2P9	Fannie Mae	11/7/2025	11/7/2029	4.05	25,000,000	24,998,750	24,998,797	24,994,250	
Federal Agencies	3136GC2P9	Fannie Mae	11/7/2025	11/7/2029	4.05	50,000,000	49,997,500	49,997,594	49,988,500	
Federal Agencies	3133ETJV0	Federal Farm Credit Bank	5/30/2025	11/30/2029	4.00	15,000,000	14,945,400	14,952,569	15,170,310	
Federal Agencies	3133ETJV0	Federal Farm Credit Bank	5/30/2025	11/30/2029	4.00	23,000,000	22,922,030	22,932,268	23,261,142	
Federal Agencies	3133ER4H1	Federal Farm Credit Bank	3/25/2025	1/18/2030	4.50	12,815,000	13,022,219	12,989,016	13,182,791	
Federal Agencies	3133ER4H1	Federal Farm Credit Bank	3/25/2025	1/18/2030	4.50	18,000,000	18,289,620	18,243,215	18,516,600	
Federal Agencies	3133ETME4	Federal Farm Credit Bank	6/23/2025	1/23/2030	4.00	5,000,000	4,989,550	4,990,748	5,067,565	
Federal Agencies	3133ETME4	Federal Farm Credit Bank	6/23/2025	1/23/2030	4.00	14,450,000	14,418,788	14,422,366	14,645,263	
Federal Agencies	3133ETME4	Federal Farm Credit Bank	6/23/2025	1/23/2030	4.00	25,000,000	24,946,000	24,952,190	25,337,825	
Federal Agencies	3133ER7L9	Federal Farm Credit Bank	4/10/2025	3/18/2030	4.00	8,695,000	8,671,610	8,675,061	8,780,385	
Federal Agencies	3133ETBF3	Federal Farm Credit Bank	4/9/2025	4/1/2030	4.00	15,000,000	14,993,700	14,994,625	15,195,900	

Investment Inventory

Pooled Fund

Type of Investment	CUSIP	Issuer Name	Maturity			Par Value	Original Cost	Amortized		Market Value
			Settle Date	Date	Coupon			Book Value		
Federal Agencies	3133ETBF3	Federal Farm Credit Bank	4/9/2025	4/1/2030	4.00	32,260,000	32,243,870	32,246,239	32,681,316	
Federal Agencies	3133ETBF3	Federal Farm Credit Bank	4/10/2025	4/1/2030	4.00	43,020,000	42,904,276	42,921,218	43,581,841	
Federal Agencies	3133ETBF3	Federal Farm Credit Bank	4/9/2025	4/1/2030	4.00	46,750,000	46,732,703	46,735,243	47,360,555	
Federal Agencies	3133ETBF3	Federal Farm Credit Bank	4/15/2025	4/1/2030	4.00	50,000,000	49,527,500	49,595,559	50,653,000	
Federal Agencies	3133ETKQ9	Federal Farm Credit Bank	7/9/2025	6/10/2030	4.00	9,750,000	9,746,100	9,746,482	9,886,403	
Federal Agencies	3133ETKQ9	Federal Farm Credit Bank	6/10/2025	6/10/2030	4.00	10,000,000	9,974,000	9,976,919	10,139,900	
Federal Agencies	3133ETKQ9	Federal Farm Credit Bank	7/9/2025	6/10/2030	4.00	15,000,000	14,998,650	14,998,782	15,209,850	
Federal Agencies	3133ETKQ9	Federal Farm Credit Bank	6/10/2025	6/10/2030	4.00	20,000,000	19,945,000	19,951,175	20,279,800	
Federal Agencies	3133ETKQ9	Federal Farm Credit Bank	6/23/2025	6/10/2030	4.00	25,000,000	24,965,000	24,968,707	25,349,750	
Federal Agencies	3130AWGS3	Federal Home Loan Bank	7/9/2025	6/14/2030	4.13	12,515,000	12,579,452	12,573,154	12,749,932	
Federal Agencies	3130AWGS3	Federal Home Loan Bank	6/23/2025	6/14/2030	4.13	16,000,000	16,063,200	16,056,522	16,300,352	
Federal Agencies	3130AWMP2	Federal Home Loan Bank	11/20/2025	6/14/2030	4.38	31,000,000	31,899,000	31,876,350	31,847,788	
Federal Agencies	3133ETLM7	Federal Farm Credit Bank	7/8/2025	6/17/2030	4.00	10,070,000	10,077,855	10,077,084	10,214,917	
Federal Agencies	3133ETLM7	Federal Farm Credit Bank	7/8/2025	6/17/2030	4.00	15,000,000	15,012,900	15,011,635	15,215,865	
Federal Agencies	3133ETLM7	Federal Farm Credit Bank	7/9/2025	6/17/2030	4.00	16,944,000	16,937,222	16,937,884	17,187,841	
Federal Agencies	3133ETLM7	Federal Farm Credit Bank	7/8/2025	6/17/2030	4.00	41,000,000	41,035,260	41,031,802	41,590,031	
Federal Agencies	3134HCKN8	Freddie Mac	12/24/2025	6/24/2030	4.04	25,000,000	25,000,000	25,000,000	24,950,750	
Federal Agencies	3134HCKN8	Freddie Mac	12/24/2025	6/24/2030	4.04	25,000,000	25,000,000	25,000,000	24,950,750	
Federal Agencies	3134HCKN8	Freddie Mac	12/24/2025	6/24/2030	4.04	25,000,000	25,000,000	25,000,000	24,950,750	
Federal Agencies	3134HCKN8	Freddie Mac	12/24/2025	6/24/2030	4.04	25,000,000	25,000,000	25,000,000	24,950,750	
Federal Agencies	3134HCKN8	Freddie Mac	12/24/2025	6/24/2030	4.04	50,000,000	50,000,000	50,000,000	49,901,500	
Federal Agencies	3133ETPF8	Federal Farm Credit Bank	7/14/2025	7/8/2030	3.75	20,000,000	19,776,200	19,797,227	20,114,000	
Federal Agencies	3136GATQ2	Fannie Mae	9/30/2025	9/30/2030	4.03	25,000,000	25,000,000	25,000,000	24,984,250	
Federal Agencies	3136GATQ2	Fannie Mae	9/30/2025	9/30/2030	4.03	25,000,000	25,000,000	25,000,000	24,984,250	
Federal Agencies	3136GATQ2	Fannie Mae	9/30/2025	9/30/2030	4.03	25,000,000	25,000,000	25,000,000	24,984,250	
Federal Agencies	3136GATQ2	Fannie Mae	9/30/2025	9/30/2030	4.03	25,000,000	25,000,000	25,000,000	24,984,250	
Federal Agencies	3136GATQ2	Fannie Mae	9/30/2025	9/30/2030	4.03	50,000,000	50,000,000	50,000,000	49,968,500	
Federal Agencies	3134HCFX2	Freddie Mac	12/23/2025	12/23/2030	4.18	23,000,000	23,000,000	23,000,000	22,990,110	
Federal Agencies	3134HCFX2	Freddie Mac	12/23/2025	12/23/2030	4.18	25,000,000	25,000,000	25,000,000	24,989,250	
Federal Agencies	3134HCFX2	Freddie Mac	12/23/2025	12/23/2030	4.18	25,000,000	25,000,000	25,000,000	24,989,250	
Federal Agencies	3134HCFX2	Freddie Mac	12/23/2025	12/23/2030	4.18	25,000,000	25,000,000	25,000,000	24,989,250	
Federal Agencies	3134HCFX2	Freddie Mac	12/23/2025	12/23/2030	4.18	50,000,000	50,000,000	50,000,000	49,978,500	
Subtotals					3.73	\$ 7,064,849,000	\$ 7,055,368,426	\$ 7,061,989,415	\$ 7,091,679,184	
Public Time Deposits	PPGZ308Q4	Bank of San Francisco	7/7/2025	1/5/2026	4.33	\$ 10,000,000	\$ 10,000,000	\$ 10,000,000	\$ 10,000,000	
Public Time Deposits	PPGUCT9Z3	Bridge Bank NA	7/14/2025	1/12/2026	4.33	10,000,000	10,000,000	10,000,000	10,000,000	
Subtotals					4.33	\$ 20,000,000	\$ 20,000,000	\$ 20,000,000	\$ 20,000,000	

Investment Inventory

Pooled Fund

Type of Investment	CUSIP	Issuer Name	Settle Date	Maturity		Coupon	Par Value	Original Cost	Amortized	
				Date	Date				Book Value	Market Value
Negotiable CDs	06367DQK4	Bank of Montreal/CHI	5/7/2025	1/12/2026	4.32	\$ 50,000,000	\$ 50,000,000	\$ 50,000,000	\$ 50,008,000	
Negotiable CDs	89115DQT6	Toronto Dominion Bank/NY	2/13/2025	1/12/2026	4.54	100,000,000	100,000,000	100,000,000	100,020,000	
Negotiable CDs	13606DKH4	Canadian Imperial Bank/NY	5/6/2025	1/20/2026	4.33	60,000,000	60,000,000	60,000,000	60,016,800	
Negotiable CDs	13606DGY2	Canadian Imperial Bank/NY	3/25/2025	1/22/2026	4.36	60,000,000	60,000,000	60,000,000	60,022,800	
Negotiable CDs	13606DGZ9	Canadian Imperial Bank/NY	3/25/2025	1/28/2026	4.36	80,000,000	80,000,000	80,000,000	80,039,200	
Negotiable CDs	89115DWT9	Toronto Dominion Bank/NY	3/25/2025	1/28/2026	4.36	50,000,000	50,000,000	50,000,000	50,023,000	
Negotiable CDs	06367DQ32	Bank of Montreal/CHI	3/31/2025	2/9/2026	4.33	75,000,000	75,000,000	75,000,000	75,047,250	
Negotiable CDs	13606DHF2	Canadian Imperial Bank/NY	3/31/2025	2/9/2026	4.33	50,000,000	50,000,000	50,000,000	50,026,500	
Negotiable CDs	06367DQP3	Bank of Montreal/CHI	5/14/2025	2/11/2026	4.43	70,000,000	70,000,000	70,000,000	70,046,900	
Negotiable CDs	78015JG84	Royal Bank of Canada/NY	5/16/2025	2/23/2026	4.33	60,000,000	60,000,000	60,000,000	60,042,600	
Negotiable CDs	78015JGQ4	Royal Bank of Canada/NY	5/29/2025	3/6/2026	4.38	50,000,000	50,000,000	50,000,000	50,047,500	
Negotiable CDs	89115DEG7	Toronto Dominion Bank/NY	5/29/2025	3/11/2026	4.41	50,000,000	50,000,000	50,000,000	50,049,500	
Negotiable CDs	78015JJ81	Royal Bank of Canada/NY	6/25/2025	3/16/2026	4.29	100,000,000	100,000,000	100,000,000	100,114,000	
Negotiable CDs	89115DHC3	Toronto Dominion Bank/NY	6/20/2025	3/16/2026	4.40	60,000,000	60,000,000	60,000,000	60,023,400	
Negotiable CDs	96130AA24	Westpac Banking Corp/NY	5/20/2025	3/16/2026	4.35	100,000,000	100,000,000	100,000,000	100,096,000	
Negotiable CDs	96130AA65	Westpac Banking Corp/NY	5/28/2025	3/23/2026	4.38	140,000,000	140,000,000	140,000,000	140,193,200	
Negotiable CDs	06367DRH0	Bank of Montreal/CHI	6/25/2025	3/24/2026	4.33	50,000,000	50,000,000	50,000,000	50,061,000	
Negotiable CDs	06367DRJ6	Bank of Montreal/CHI	6/25/2025	3/25/2026	4.33	50,000,000	50,000,000	50,000,000	50,061,500	
Negotiable CDs	78015JJQ1	Royal Bank of Canada/NY	7/9/2025	4/7/2026	4.33	50,000,000	50,000,000	50,000,000	50,066,000	
Negotiable CDs	06418NJE3	Bank of Nova Scotia/HOU	8/21/2025	4/20/2026	4.20	125,000,000	125,000,000	125,000,000	125,093,750	
Negotiable CDs	06418NJK9	Bank of Nova Scotia/HOU	9/3/2025	4/23/2026	4.11	100,000,000	100,000,000	100,000,000	100,078,000	
Negotiable CDs	78015JMC8	Royal Bank of Canada/NY	8/21/2025	4/23/2026	4.18	100,000,000	100,000,000	100,000,000	100,091,000	
Negotiable CDs	96130AZZ4	Westpac Banking Corp/NY	5/15/2025	5/4/2026	4.35	125,000,000	125,000,000	125,000,000	125,206,250	
Negotiable CDs	06367DRZ0	Bank of Montreal/CHI	8/5/2025	6/1/2026	4.17	100,000,000	100,000,000	100,000,000	100,111,000	
Negotiable CDs	06367DSQ9	Bank of Montreal/CHI	9/9/2025	6/9/2026	4.00	46,000,000	46,000,000	46,000,000	46,037,720	
Negotiable CDs	06367DS97	Bank of Montreal/CHI	8/18/2025	6/15/2026	4.20	100,000,000	100,000,000	100,000,000	100,139,000	
Negotiable CDs	06367DSR7	Bank of Montreal/CHI	9/9/2025	6/15/2026	4.00	54,000,000	54,000,000	54,000,000	54,046,980	
Negotiable CDs	96130AC22	Westpac Banking Corp/NY	6/20/2025	6/15/2026	4.32	100,000,000	100,000,000	100,000,000	100,210,000	
Negotiable CDs	06367DSV8	Bank of Montreal/CHI	9/24/2025	6/17/2026	3.98	55,000,000	55,000,000	55,000,000	55,026,950	
Negotiable CDs	89115DK96	Toronto Dominion Bank/NY	12/11/2025	6/23/2026	3.85	50,000,000	50,000,000	50,000,000	50,007,500	
Negotiable CDs	06418NHV7	Bank of Nova Scotia/HOU	7/24/2025	7/1/2026	4.27	100,000,000	100,000,000	100,000,000	100,187,000	
Negotiable CDs	78015JL88	Royal Bank of Canada/NY	8/14/2025	7/1/2026	4.06	100,000,000	100,000,000	100,000,000	100,111,000	
Negotiable CDs	89115DKD7	Toronto Dominion Bank/NY	12/11/2025	7/1/2026	3.85	50,000,000	50,000,000	50,000,000	50,008,000	
Subtotals					4.26	\$ 2,510,000,000	\$ 2,510,000,000	\$ 2,510,000,000	\$ 2,512,398,300	

Investment Inventory

Pooled Fund

Type of Investment	CUSIP	Issuer Name	Maturity		Coupon	Par Value	Original Cost	Amortized	
			Settle Date	Date				Book Value	Market Value
Commercial Paper	14912EA80	Caterpillar Financial Svcs	12/17/2025	1/8/2026	0.00	\$ 41,235,000	\$ 41,141,511	\$ 41,205,254	\$ 41,197,188
Commercial Paper	62479MB69	MUFG Bank Ltd/NY	5/13/2025	2/6/2026	0.00	25,000,000	24,198,604	24,892,750	24,903,475
Commercial Paper	62479MC92	MUFG Bank Ltd/NY	6/18/2025	3/9/2026	0.00	130,000,000	125,891,133	128,957,219	129,063,870
Commercial Paper	62479MCQ4	MUFG Bank Ltd/NY	7/7/2025	3/24/2026	0.00	100,000,000	96,930,556	99,031,944	99,115,600
Commercial Paper	62479MD67	MUFG Bank Ltd/NY	7/28/2025	4/6/2026	0.00	110,000,000	106,712,100	108,760,514	108,872,720
Commercial Paper	62479MDN0	MUFG Bank Ltd/NY	9/3/2025	4/22/2026	0.00	51,000,000	49,668,093	50,359,993	50,391,366
Commercial Paper	89233HEL4	Toyota Motor Credit	9/9/2025	5/20/2026	0.00	55,000,000	53,488,676	54,169,668	54,197,220
Commercial Paper	89233HEN0	Toyota Motor Credit	8/27/2025	5/22/2026	0.00	100,000,000	96,970,111	98,405,917	98,519,900
Commercial Paper	62479MF16	MUFG Bank Ltd/NY	12/11/2025	6/1/2026	0.00	30,000,000	29,451,033	29,518,058	29,514,780
Commercial Paper	89233HF33	Toyota Motor Credit	9/9/2025	6/3/2026	0.00	60,000,000	58,264,500	59,005,500	59,037,900
Commercial Paper	62479MFJ7	MUFG Bank Ltd/NY	12/11/2025	6/18/2026	0.00	15,000,000	14,699,175	14,732,600	14,731,695
Commercial Paper	62479MFP3	MUFG Bank Ltd/NY	12/11/2025	6/23/2026	0.00	50,000,000	48,970,722	49,082,139	49,080,650
Commercial Paper	62479MFV0	MUFG Bank Ltd/NY	12/11/2025	6/29/2026	0.00	25,000,000	24,469,444	24,525,153	24,525,350
Commercial Paper	89233HG16	Toyota Motor Credit	10/27/2025	7/1/2026	0.00	70,000,000	68,184,550	68,669,650	68,677,350
Commercial Paper	89233HGE8	Toyota Motor Credit	12/16/2025	7/14/2026	0.00	75,000,000	73,359,375	73,484,375	73,487,550
Commercial Paper	89233HGQ1	Toyota Motor Credit	12/16/2025	7/24/2026	0.00	75,000,000	73,285,833	73,410,500	73,414,650
Commercial Paper	89233HGV0	Toyota Motor Credit	12/16/2025	7/29/2026	0.00	50,000,000	48,834,375	48,917,264	48,918,900
Subtotals					0.00	\$ 1,062,235,000	\$ 1,034,519,792	\$ 1,047,128,497	\$ 1,047,650,164
Medium Term Notes	594918CN2	Microsoft	7/9/2024	9/15/2026	3.40	\$ 6,452,000	\$ 6,270,957	\$ 6,393,694	\$ 6,440,064
Medium Term Notes	594918CN2	Microsoft	7/9/2024	9/15/2026	3.40	13,009,000	12,645,919	12,892,068	12,984,933
Medium Term Notes	14913UAN0	Caterpillar	9/18/2024	10/16/2026	4.45	18,385,000	18,600,288	18,466,798	18,481,705
Medium Term Notes	89236TMY8	Toyota Motors	1/9/2025	1/8/2027	4.60	40,000,000	39,978,000	39,988,774	40,374,400
Medium Term Notes	037833CJ7	Apple	9/18/2024	2/9/2027	3.35	50,000,000	49,586,000	49,808,632	49,810,500
Medium Term Notes	24422EXV6	John Deere	9/6/2024	7/15/2027	4.20	10,000,000	9,998,600	9,999,248	10,075,600
Medium Term Notes	24422EYD5	John Deere	6/5/2025	6/5/2028	4.25	25,000,000	24,977,750	24,982,013	25,318,500
Subtotals					3.98	\$ 162,846,000	\$ 162,057,514	\$ 162,531,226	\$ 163,485,702
Money Market Funds	09248U718	BlackRock Liquidity Funds T-Fund	12/31/2025	1/1/2026	3.68	\$ 14,609,525	\$ 14,609,525	\$ 14,609,525	\$ 14,609,525
Money Market Funds	31607A703	Fidelity Govt Portfolio	12/31/2025	1/1/2026	3.73	853,197,114	853,197,114	853,197,114	853,197,114
Money Market Funds	608919718	Federated Hermes Govt Obligations F	12/31/2025	1/1/2026	3.72	16,225,864	16,225,864	16,225,864	16,225,864
Money Market Funds	262006208	Dreyfus Government Cash Managemen	12/31/2025	1/1/2026	3.67	15,199,491	15,199,491	15,199,491	15,199,491
Money Market Funds	85749T517	State Street Institutional U.S. Govt MM	12/31/2025	1/1/2026	3.72	876,923,841	876,923,841	876,923,841	876,923,841
Money Market Funds	61747C319	Morgan Stanley Institutional Liquidity F	12/31/2025	1/1/2026	3.71	316,187,583	316,187,583	316,187,583	316,187,583
Subtotals					3.72	\$ 2,092,343,418	\$ 2,092,343,418	\$ 2,092,343,418	\$ 2,092,343,418
Supranational	45950VRU2	International Finance Corp	1/26/2023	1/26/2026	4.02	\$ 100,000,000	\$ 100,000,000	\$ 100,000,000	\$ 99,990,000
Supranational	45818WDG8	Inter-American Development Bank	8/25/2021	2/27/2026	0.82	19,500,000	19,556,907	19,501,969	19,409,715
Supranational	459058KC6	Int'l Bank for Recon and Dev	9/12/2025	11/16/2026	2.25	55,000,000	54,035,300	54,284,327	54,316,350
Supranational	459058KJ1	Int'l Bank for Recon and Dev	7/17/2024	6/15/2027	3.13	12,323,000	11,934,333	12,129,215	12,250,171
Supranational	4581X0EN4	Inter-American Development Bank	4/9/2024	2/15/2029	4.13	25,000,000	24,630,000	24,761,889	25,395,750
Supranational	4581X0EN4	Inter-American Development Bank	7/17/2024	2/15/2029	4.13	50,000,000	49,827,000	49,882,083	50,791,500
Subtotals					3.41	\$ 261,823,000	\$ 259,983,540	\$ 260,559,484	\$ 262,153,486
Secured Bank Deposit	0660P0999	Bank of America TTX INV Deposit Acc	12/31/2025	1/1/2026	3.60	\$ 164,695,957	\$ 164,695,957	\$ 164,695,957	\$ 164,695,957
Subtotals					3.60	\$ 164,695,957	\$ 164,695,957	\$ 164,695,957	\$ 164,695,957
Grand Totals					3.45	\$ 18,305,792,375	\$ 18,257,140,138	\$ 18,285,794,076	\$ 18,338,854,115

Monthly Investment Earnings

Pooled Fund

For month ended December 31, 2025

Type of Investment	CUSIP	Issuer Name	Par Value	Accrued Interest Earned	(Amortization) / Accretion	Realized Gain/(Loss)	Total Earnings
U.S. Treasuries	91282CBC4	T 0.375 12/31/2025	\$ -	15,285	9,236	-	\$ 24,521
U.S. Treasuries	91282CBC4	T 0.375 12/31/2025	-	15,285	12,355	-	27,640
U.S. Treasuries	91282CBW0	T 0.750 04/30/2026	50,000,000	32,113	5,928	-	38,041
U.S. Treasuries	91282CBW0	T 0.750 04/30/2026	50,000,000	32,113	4,739	-	36,853
U.S. Treasuries	91282CCJ8	T 0.875 06/30/2026	50,000,000	36,874	1,162	-	38,036
U.S. Treasuries	91282CCJ8	T 0.875 06/30/2026	50,000,000	36,874	(1,203)	-	35,671
U.S. Treasuries	91282CCJ8	T 0.875 06/30/2026	50,000,000	36,874	(5,941)	-	30,934
U.S. Treasuries	91282CCJ8	T 0.875 06/30/2026	50,000,000	36,874	(5,639)	-	31,236
U.S. Treasuries	912828R36	T 1.625 05/15/2026	50,000,000	69,579	(38,871)	-	30,707
U.S. Treasuries	91282CCJ8	T 0.875 06/30/2026	50,000,000	36,874	(7,040)	-	29,835
U.S. Treasuries	91282CCJ8	T 0.875 06/30/2026	50,000,000	36,874	(4,172)	-	32,702
U.S. Treasuries	912828R36	T 1.625 05/15/2026	50,000,000	69,579	(34,036)	-	35,543
U.S. Treasuries	91282CCJ8	T 0.875 06/30/2026	50,000,000	36,874	1,114	-	37,988
U.S. Treasuries	91282CCW9	T 0.750 08/31/2026	50,000,000	32,113	9,496	-	41,609
U.S. Treasuries	91282CCZ2	T 0.875 09/30/2026	50,000,000	37,260	5,295	-	42,555
U.S. Treasuries	91282CCZ2	T 0.875 09/30/2026	50,000,000	37,260	5,595	-	42,855
U.S. Treasuries	91282CCJ8	T 0.875 06/30/2026	50,000,000	36,874	7,322	-	44,196
U.S. Treasuries	91282CCZ2	T 0.875 09/30/2026	50,000,000	37,260	11,694	-	48,954
U.S. Treasuries	91282CDK4	T 1.250 11/30/2026	50,000,000	53,228	(1,229)	-	51,999
U.S. Treasuries	91282CDK4	T 1.250 11/30/2026	50,000,000	53,228	(1,997)	-	51,231
U.S. Treasuries	91282CCJ8	T 0.875 06/30/2026	50,000,000	36,874	18,408	-	55,282
U.S. Treasuries	91282CDQ1	T 1.250 12/31/2026	50,000,000	52,678	51,594	-	104,271
U.S. Treasuries	91282CDK4	T 1.250 11/30/2026	50,000,000	53,228	53,063	-	106,291
U.S. Treasuries	91282CEF4	T 2.500 03/31/2027	25,000,000	53,228	4,125	-	57,353
U.S. Treasuries	91282CHX2	T 4.375 08/31/2028	50,000,000	187,327	(2,072)	-	185,255
U.S. Treasuries	91282CHK0	T 4.000 06/30/2028	50,000,000	168,568	481	-	169,049
U.S. Treasuries	91282CHK0	T 4.000 06/30/2028	50,000,000	168,568	1,379	-	169,947
U.S. Treasuries	91282CHK0	T 4.000 06/30/2028	50,000,000	168,568	1,826	-	170,394
U.S. Treasuries	91282CHK0	T 4.000 06/30/2028	50,000,000	168,568	6,221	-	174,789
U.S. Treasuries	91282CHK0	T 4.000 06/30/2028	50,000,000	168,568	13,714	-	182,282
U.S. Treasuries	91282CEW7	T 3.250 06/30/2027	50,000,000	136,962	46,575	-	183,536
U.S. Treasuries	91282CEW7	T 3.250 06/30/2027	50,000,000	136,962	49,441	-	186,402
U.S. Treasuries	91282CKD2	T 4.250 02/28/2029	50,000,000	181,975	3,930	-	185,905
U.S. Treasuries	9128284N7	T 2.875 05/15/2028	65,000,000	160,031	81,130	-	241,161
U.S. Treasuries	9128286B1	T 2.625 02/15/2029	50,000,000	110,564	75,077	-	185,641
U.S. Treasuries	91282CHK0	T 4.000 06/30/2028	50,000,000	168,568	21,787	-	190,356
U.S. Treasuries	91282CKV2	T 4.625 06/15/2027	50,000,000	196,458	(5,697)	-	190,760
U.S. Treasuries	91282CKV2	T 4.625 06/15/2027	50,000,000	196,458	(8,480)	-	187,978
U.S. Treasuries	91282CEW7	T 3.250 06/30/2027	50,000,000	136,962	9,740	-	146,702
U.S. Treasuries	91282CFJ5	T 3.125 08/31/2029	50,000,000	133,805	16,562	-	150,367
U.S. Treasuries	91282CLC3	T 4.000 07/31/2029	50,000,000	168,478	(18,397)	-	150,081
U.S. Treasuries	91282CLL3	T 3.375 09/15/2027	50,000,000	144,510	6,173	-	150,682
U.S. Treasuries	91282CFJ5	T 3.125 08/31/2029	65,000,000	173,947	23,091	-	197,038
U.S. Treasuries	91282CLC3	T 4.000 07/31/2029	65,000,000	219,022	(9,940)	-	209,082
U.S. Treasuries	91282CJW2	T 4.000 01/31/2029	65,000,000	219,022	(5,244)	-	213,778
U.S. Treasuries	91282CKV2	T 4.625 06/15/2027	50,000,000	196,458	(28,667)	-	167,791
U.S. Treasuries	91282CKT7	T 4.500 05/31/2029	50,000,000	191,621	(19,162)	-	172,459
U.S. Treasuries	91282CLC3	T 4.000 07/31/2029	50,000,000	168,478	1,982	-	170,461
U.S. Treasuries	91282CKP5	T 4.625 04/30/2029	50,000,000	198,032	(22,030)	-	176,001

Monthly Investment Earnings

Pooled Fund

Type of Investment	CUSIP	Issuer Name	Par Value	Accrued Interest Earned	(Amortization) / Accretion	Realized Gain/(Loss)	Total Earnings
U.S. Treasuries	91282CLR0	T 4.125 10/31/2029	50,000,000	176,623	6,690	-	183,313
U.S. Treasuries	91282CMB4	T 4.000 12/15/2027	50,000,000	169,909	7,970	-	177,879
U.S. Treasuries	91282CMB4	T 4.000 12/15/2027	50,000,000	169,909	8,136	-	178,045
U.S. Treasuries	91282CKP5	T 4.625 04/30/2029	51,000,000	201,992	(8,728)	-	193,264
U.S. Treasuries	91282CLX7	T 4.125 11/15/2027	61,000,000	215,480	9,472	-	224,952
U.S. Treasuries	91282CGQ8	T 4.000 02/28/2030	50,000,000	171,271	1,255	-	172,526
U.S. Treasuries	91282CJW2	T 4.000 01/31/2029	60,000,000	202,174	1,657	-	203,831
U.S. Treasuries	91282CKD2	T 4.250 02/28/2029	75,000,000	272,963	(12,703)	-	260,260
U.S. Treasuries	91282CHX2	T 4.375 08/31/2028	50,000,000	187,327	(14,169)	-	173,158
U.S. Treasuries	91282CND9	T 3.750 05/15/2028	70,000,000	224,793	14,540	-	239,333
U.S. Treasuries	91282CKV2	T 4.625 06/15/2027	50,000,000	196,458	(24,585)	-	171,873
U.S. Treasuries	91282CMZ1	T 3.875 04/30/2030	50,000,000	165,919	9,129	-	175,048
U.S. Treasuries	91282CFT3	T 4.000 10/31/2029	60,000,000	205,525	225	-	205,750
U.S. Treasuries	91282CKV2	T 4.625 06/15/2027	50,000,000	196,458	(29,289)	-	167,169
U.S. Treasuries	91282CKV2	T 4.625 06/15/2027	50,000,000	196,458	(28,730)	-	167,728
U.S. Treasuries	91282CKV2	T 4.625 06/15/2027	50,000,000	196,458	(28,431)	-	168,027
U.S. Treasuries	91282CEW7	T 3.250 06/30/2027	50,000,000	136,962	26,452	-	163,413
U.S. Treasuries	91282CHB0	T 3.625 05/15/2026	25,000,000	77,607	2,439	-	80,046
U.S. Treasuries	91282CPA3	T 3.625 09/30/2030	50,000,000	154,361	(2,752)	-	151,609
U.S. Treasuries	91282CPA3	T 3.625 09/30/2030	50,000,000	154,361	(1,680)	-	152,681
U.S. Treasuries	91282CPA3	T 3.625 09/30/2030	50,000,000	154,361	(941)	-	153,420
U.S. Treasuries	91282CLX7	T 4.125 11/15/2027	70,000,000	247,272	(31,223)	-	216,049
U.S. Treasuries	91282CEW7	T 3.250 06/30/2027	50,000,000	136,962	14,145	-	151,106
U.S. Treasuries	91282CMN8	T 4.250 02/15/2028	50,000,000	179,008	(26,926)	-	152,082
U.S. Treasuries	91282CLQ2	T 3.875 10/15/2027	75,000,000	247,510	(16,181)	-	231,330
U.S. Treasuries	91282CPE5	T 3.500 10/31/2027	75,000,000	224,793	7,143	-	231,936
U.S. Treasuries	91282CLQ2	T 3.875 10/15/2027	50,000,000	165,007	(12,214)	-	152,793
U.S. Treasuries	91282CNV9	T 3.625 08/31/2027	50,000,000	155,214	(1,679)	-	153,535
U.S. Treasuries	91282CMN8	T 4.250 02/15/2028	90,000,000	322,215	(50,157)	-	272,058
U.S. Treasuries	91282CNV9	T 3.625 08/31/2027	75,000,000	232,821	(2,803)	-	230,018
U.S. Treasuries	912797SF5	B 0.000 01/13/2026	100,000,000	-	330,667	-	330,667
U.S. Treasuries	91282CNH0	T 3.875 06/15/2028	50,000,000	164,600	(13,376)	-	151,224
U.S. Treasuries	91282CPD7	T 3.625 10/31/2030	60,000,000	144,199	2,957	-	147,156
U.S. Treasuries	91282CHF1	T 3.750 05/31/2030	65,000,000	160,714	(2,833)	-	157,882
U.S. Treasuries	91282CMZ1	T 3.875 04/30/2030	60,000,000	154,144	(7,154)	-	146,990
U.S. Treasuries	91282CMB4	T 4.000 12/15/2027	50,000,000	131,658	(13,865)	-	117,793
U.S. Treasuries	91282CNN7	T 3.875 07/31/2030	50,000,000	121,094	(3,631)	-	117,463
U.S. Treasuries	91282CNN7	T 3.875 07/31/2030	50,000,000	121,094	(3,498)	-	117,595
U.S. Treasuries	91282CNN7	T 3.875 07/31/2030	50,000,000	115,829	(3,272)	-	112,557
U.S. Treasuries	91282CGQ8	T 4.000 02/28/2030	75,000,000	182,320	(11,209)	-	171,111
U.S. Treasuries	912797SW8	B 0.000 05/28/2026	30,000,000	-	65,716	-	65,716
U.S. Treasuries	91282CKY6	T 4.625 06/30/2026	100,000,000	201,295	(44,643)	-	156,652
U.S. Treasuries	91282CNN7	T 3.875 07/31/2030	50,000,000	84,239	(3,480)	-	80,759
U.S. Treasuries	91282CNN7	T 3.875 07/31/2030	50,000,000	84,239	(3,258)	-	80,981
U.S. Treasuries	91282CNY3	T 3.375 09/15/2028	55,000,000	66,661	2,372	-	69,033
Subtotals			\$ 4,967,000,000	\$ 12,714,041	\$ 447,968	\$ -	\$ 13,162,009

Monthly Investment Earnings

Pooled Fund

Type of Investment	CUSIP	Issuer Name	Par Value	Accrued Interest Earned	(Amortization) / Accretion	Realized Gain/(Loss)	Total Earnings
Federal Agencies	3130ANMP2	FHLB 1.070 07/27/2026	\$ 25,000,000	\$ 22,292	\$ -	\$ -	\$ 22,292
Federal Agencies	3130ANMP2	FHLB 1.070 07/27/2026	25,000,000	22,292	-	-	22,292
Federal Agencies	3130ANMP2	FHLB 1.070 07/27/2026	25,000,000	22,292	-	-	22,292
Federal Agencies	3130ANMP2	FHLB 1.070 07/27/2026	25,000,000	22,292	-	-	22,292
Federal Agencies	3133EMZ21	FFCB 0.690 04/06/2026	15,500,000	8,913	763	-	9,675
Federal Agencies	3130ANNM8	FHLB 1.050 07/13/2026	25,000,000	21,875	-	-	21,875
Federal Agencies	3130ANNM8	FHLB 1.050 07/13/2026	25,000,000	21,875	-	-	21,875
Federal Agencies	3130ANNM8	FHLB 1.050 07/13/2026	25,000,000	21,875	-	-	21,875
Federal Agencies	3130ANNM8	FHLB 1.050 07/13/2026	25,000,000	21,875	-	-	21,875
Federal Agencies	3130ANTG5	FHLB 1.050 08/10/2026	25,000,000	21,875	-	-	21,875
Federal Agencies	3130ANTG5	FHLB 1.050 08/10/2026	25,000,000	21,875	-	-	21,875
Federal Agencies	3130ANTG5	FHLB 1.050 08/10/2026	25,000,000	21,875	-	-	21,875
Federal Agencies	3130ANTG5	FHLB 1.050 08/10/2026	25,000,000	21,875	-	-	21,875
Federal Agencies	3130AP6T7	FHLB 1.075 09/03/2026	25,000,000	22,396	-	-	22,396
Federal Agencies	3130AP6T7	FHLB 1.075 09/03/2026	25,000,000	22,396	-	-	22,396
Federal Agencies	3130AP6T7	FHLB 1.075 09/03/2026	25,000,000	22,396	-	-	22,396
Federal Agencies	3130AP6T7	FHLB 1.075 09/03/2026	25,000,000	22,396	-	-	22,396
Federal Agencies	3130APPR0	FHLB 1.430 10/19/2026	25,000,000	29,792	-	-	29,792
Federal Agencies	3130APPR0	FHLB 1.430 10/19/2026	25,000,000	29,792	-	-	29,792
Federal Agencies	3130APPR0	FHLB 1.430 10/19/2026	25,000,000	29,792	-	-	29,792
Federal Agencies	3130APPR0	FHLB 1.430 10/19/2026	25,000,000	29,792	-	-	29,792
Federal Agencies	3130AQ7L1	FHLB 1.605 11/16/2026	25,000,000	33,438	-	-	33,438
Federal Agencies	3130AQ7L1	FHLB 1.605 11/16/2026	25,000,000	33,438	-	-	33,438
Federal Agencies	3130AQ7L1	FHLB 1.605 11/16/2026	25,000,000	33,438	-	-	33,438
Federal Agencies	3130AQ7L1	FHLB 1.605 11/16/2026	25,000,000	33,438	-	-	33,438
Federal Agencies	3133ENHM5	FFCB 1.170 12/16/2025	-	21,938	471	-	22,409
Federal Agencies	3133ENHM5	FFCB 1.170 12/16/2025	-	24,375	524	-	24,899
Federal Agencies	3130AQJ95	FHLB 1.645 12/14/2026	25,000,000	34,271	-	-	34,271
Federal Agencies	3130AQJ95	FHLB 1.645 12/14/2026	25,000,000	34,271	-	-	34,271
Federal Agencies	3130AQJ95	FHLB 1.645 12/14/2026	25,000,000	34,271	-	-	34,271
Federal Agencies	3130AQJ95	FHLB 1.645 12/14/2026	25,000,000	34,271	-	-	34,271
Federal Agencies	3130ARB59	FHLB 2.350 03/08/2027	25,000,000	48,958	-	-	48,958
Federal Agencies	3130ARB59	FHLB 2.350 03/08/2027	25,000,000	48,958	-	-	48,958
Federal Agencies	3130ARB59	FHLB 2.350 03/08/2027	25,000,000	48,958	-	-	48,958
Federal Agencies	3130ARB59	FHLB 2.350 03/08/2027	25,000,000	48,958	-	-	48,958
Federal Agencies	3133ENRD4	FFCB 1.680 03/10/2027	48,573,000	68,002	19,434	-	87,436
Federal Agencies	3133ENUD0	FFCB 2.640 04/08/2026	20,000,000	44,000	823	-	44,823
Federal Agencies	3133ENUD0	FFCB 2.640 04/08/2026	30,000,000	66,000	1,235	-	67,235
Federal Agencies	3133ENTS9	FFCB 2.600 04/05/2027	24,500,000	53,083	2,089	-	55,172
Federal Agencies	3133ENTS9	FFCB 2.600 04/05/2027	22,500,000	48,750	1,829	-	50,579
Federal Agencies	3133ENTS9	FFCB 2.600 04/05/2027	25,000,000	54,167	3,329	-	57,496
Federal Agencies	3133ENZK9	FFCB 3.240 06/28/2027	27,865,000	75,236	(3,993)	-	71,242
Federal Agencies	3130ASGU7	FHLB 3.500 06/11/2027	12,375,000	36,094	(3,083)	-	33,011
Federal Agencies	3130ASGU7	FHLB 3.500 06/11/2027	10,000,000	29,167	(2,453)	-	26,713
Federal Agencies	3130ASGU7	FHLB 3.500 06/11/2027	21,725,000	63,365	(5,058)	-	58,307
Federal Agencies	3133ENJ35	FFCB 3.320 02/25/2026	35,000,000	96,833	1,026	-	97,859
Federal Agencies	3133EN2L3	FFCB 4.125 05/17/2027	21,000,000	72,188	245	-	72,433
Federal Agencies	3133EN2L3	FFCB 4.125 05/17/2027	5,000,000	17,188	65	-	17,253
Federal Agencies	3133EN2L3	FFCB 4.125 05/17/2027	4,650,000	15,984	61	-	16,045
Federal Agencies	3133EN2L3	FFCB 4.125 05/17/2027	25,000,000	85,938	326	-	86,263

Monthly Investment Earnings

Pooled Fund

Type of Investment	CUSIP	Issuer Name	Par Value	Accrued Interest Earned	(Amortization) / Accretion	Realized Gain/(Loss)	Total Earnings
Federal Agencies	3133EN5E6	FFCB 4.000 12/29/2025	-	46,667	1,157	-	47,824
Federal Agencies	3133EN5E6	FFCB 4.000 12/29/2025	-	77,778	1,948	-	79,726
Federal Agencies	3133EN5E6	FFCB 4.000 12/29/2025	-	62,222	1,543	-	63,765
Federal Agencies	3133EN6A3	FFCB 4.000 01/13/2026	30,000,000	100,000	645	-	100,645
Federal Agencies	3133EN6A3	FFCB 4.000 01/13/2026	20,000,000	66,667	498	-	67,164
Federal Agencies	3130AUTC8	FHLB 4.010 02/06/2026	21,100,000	70,509	3,250	-	73,759
Federal Agencies	3133EPBJ3	FFCB 4.375 02/23/2026	50,000,000	182,292	2,319	-	184,611
Federal Agencies	3133EPBJ3	FFCB 4.375 02/23/2026	25,000,000	91,146	1,315	-	92,461
Federal Agencies	3133EPBJ3	FFCB 4.375 02/23/2026	28,000,000	102,083	1,299	-	103,382
Federal Agencies	3133EPBM6	FFCB 4.125 08/23/2027	10,000,000	34,375	491	-	34,866
Federal Agencies	3130AVWS7	FHLB 3.750 06/12/2026	17,045,000	53,266	1,470	-	54,735
Federal Agencies	3133EPJX4	FFCB 3.625 02/17/2026	30,000,000	90,625	2,909	-	93,534
Federal Agencies	3133EPJX4	FFCB 3.625 02/17/2026	25,000,000	75,521	2,201	-	77,722
Federal Agencies	3130AVWS7	FHLB 3.750 06/12/2026	20,000,000	62,500	1,680	-	64,180
Federal Agencies	3130AWAH3	FHLB 4.000 06/12/2026	15,000,000	50,000	2,819	-	52,819
Federal Agencies	3130AWAH3	FHLB 4.000 06/12/2026	10,000,000	33,333	1,840	-	35,173
Federal Agencies	3133EPMU6	FFCB 4.250 06/15/2026	30,000,000	106,250	1,375	-	107,625
Federal Agencies	3133EPMU6	FFCB 4.250 06/15/2026	20,000,000	70,833	871	-	71,705
Federal Agencies	3133EPMV4	FFCB 4.125 06/15/2027	28,940,000	99,481	596	-	100,077
Federal Agencies	3133EPMU6	FFCB 4.250 06/15/2026	24,700,000	87,479	1,691	-	89,170
Federal Agencies	3133EPNG6	FFCB 4.375 06/23/2026	50,000,000	182,292	750	-	183,041
Federal Agencies	3133EPNG6	FFCB 4.375 06/23/2026	25,000,000	91,146	375	-	91,521
Federal Agencies	3133EPNG6	FFCB 4.375 06/23/2026	25,000,000	91,146	375	-	91,521
Federal Agencies	3130AWLZ1	FHLB 4.750 06/12/2026	50,000,000	197,917	4,180	-	202,096
Federal Agencies	3133EPSK2	FFCB 4.250 08/07/2028	19,500,000	69,063	1,489	-	70,551
Federal Agencies	3133EPSW6	FFCB 4.500 08/14/2026	50,000,000	187,500	3,253	-	190,753
Federal Agencies	3133EPUN3	FFCB 4.500 08/28/2028	10,000,000	37,500	355	-	37,855
Federal Agencies	3133EPUN3	FFCB 4.500 08/28/2028	25,000,000	93,750	959	-	94,709
Federal Agencies	3133EPUN3	FFCB 4.500 08/28/2028	15,000,000	56,250	631	-	56,881
Federal Agencies	3133EPUN3	FFCB 4.500 08/28/2028	33,000,000	123,750	1,613	-	125,363
Federal Agencies	3133EPVP7	FFCB 4.750 07/08/2026	19,000,000	75,208	456	-	75,664
Federal Agencies	3133EPVP7	FFCB 4.750 07/08/2026	10,000,000	39,583	249	-	39,832
Federal Agencies	3133EPVP7	FFCB 4.750 07/08/2026	21,000,000	83,125	516	-	83,641
Federal Agencies	3130AXCP1	FHLB 4.875 09/11/2026	11,895,000	48,323	2,138	-	50,461
Federal Agencies	3133EPZA6	FFCB 4.875 10/20/2026	30,000,000	121,875	4,692	-	126,567
Federal Agencies	3133EPZA6	FFCB 4.875 10/20/2026	14,000,000	56,875	2,689	-	59,564
Federal Agencies	3133EPZY4	FFCB 5.000 07/30/2026	25,000,000	104,167	1,953	-	106,120
Federal Agencies	3133EPZY4	FFCB 5.000 07/30/2026	3,000,000	12,500	249	-	12,749
Federal Agencies	3133EPZY4	FFCB 5.000 07/30/2026	9,615,000	40,063	799	-	40,861
Federal Agencies	3133EPZY4	FFCB 5.000 07/30/2026	16,000,000	66,667	1,329	-	67,996
Federal Agencies	3130AXB31	FHLB 4.875 03/13/2026	10,000,000	40,625	1,658	-	42,283
Federal Agencies	3130AXB31	FHLB 4.875 03/13/2026	10,000,000	40,625	1,773	-	42,398
Federal Agencies	3130AXB31	FHLB 4.875 03/13/2026	10,000,000	40,625	1,773	-	42,398
Federal Agencies	3133EPC60	FFCB 4.625 11/15/2027	27,950,000	107,724	2,461	-	110,185
Federal Agencies	3133EPC60	FFCB 4.625 11/15/2027	33,300,000	128,344	2,939	-	131,283
Federal Agencies	3133EPC45	FFCB 4.625 11/13/2028	12,000,000	46,250	271	-	46,521
Federal Agencies	3133EPC45	FFCB 4.625 11/13/2028	20,000,000	77,083	482	-	77,565
Federal Agencies	3133EPC45	FFCB 4.625 11/13/2028	55,000,000	211,979	1,319	-	213,298
Federal Agencies	3130AXU63	FHLB 4.625 11/17/2026	50,000,000	192,708	2,503	-	195,212
Federal Agencies	3133EM4X7	FFCB 0.800 09/10/2026	28,975,000	19,317	86,563	-	105,879

Monthly Investment Earnings

Pooled Fund

Type of Investment	CUSIP	Issuer Name	Par Value	Accrued Interest Earned	(Amortization) / Accretion	Realized Gain/(Loss)	Total Earnings
Federal Agencies	3133EPP66	FFCB 4.000 05/20/2027	31,000,000	103,333	2,343	-	105,676
Federal Agencies	3133EPP66	FFCB 4.000 05/20/2027	58,850,000	196,167	4,667	-	200,834
Federal Agencies	3133EPX91	FFCB 4.125 01/25/2027	35,000,000	120,313	1,247	-	121,560
Federal Agencies	3133EPX91	FFCB 4.125 01/25/2027	50,000,000	171,875	1,895	-	173,770
Federal Agencies	3133EPX91	FFCB 4.125 01/25/2027	25,000,000	85,938	891	-	86,828
Federal Agencies	3133EPX91	FFCB 4.125 01/25/2027	10,000,000	34,375	379	-	34,754
Federal Agencies	3133EPX91	FFCB 4.125 01/25/2027	5,000,000	17,188	202	-	17,390
Federal Agencies	3130AYPN0	FHLB 4.125 01/15/2027	12,000,000	41,250	774	-	42,024
Federal Agencies	3130AYPN0	FHLB 4.125 01/15/2027	25,000,000	85,938	1,612	-	87,549
Federal Agencies	3130AYPN0	FHLB 4.125 01/15/2027	29,350,000	100,891	1,892	-	102,783
Federal Agencies	3130AYPN0	FHLB 4.125 01/15/2027	50,000,000	171,875	3,223	-	175,098
Federal Agencies	3133EP6K6	FFCB 4.500 03/26/2027	50,000,000	187,500	2,564	-	190,064
Federal Agencies	3130AXB31	FHLB 4.875 03/13/2026	36,730,000	149,216	(3,207)	-	146,008
Federal Agencies	3133EP5K7	FFCB 4.500 03/13/2026	50,000,000	187,500	10,566	-	198,066
Federal Agencies	3130AXB31	FHLB 4.875 03/13/2026	25,000,000	101,563	(2,357)	-	99,206
Federal Agencies	3133EP5U5	FFCB 4.125 03/20/2029	51,660,000	177,581	11,180	-	188,761
Federal Agencies	3133EP5S0	FFCB 4.250 03/20/2028	4,971,000	17,606	1,169	-	18,774
Federal Agencies	3130AVBD3	FHLB 4.500 03/09/2029	25,000,000	93,750	(324)	-	93,426
Federal Agencies	3130B0TY5	FHLB 4.750 04/09/2027	20,000,000	79,167	1,498	-	80,664
Federal Agencies	3130B0TY5	FHLB 4.750 04/09/2027	17,000,000	67,292	1,273	-	68,565
Federal Agencies	3130B0TY5	FHLB 4.750 04/09/2027	48,000,000	190,000	3,594	-	193,594
Federal Agencies	3130B0TY5	FHLB 4.750 04/09/2027	40,000,000	158,333	2,995	-	161,328
Federal Agencies	3133ERDH1	FFCB 4.750 04/30/2029	63,085,000	249,711	(11,575)	-	238,137
Federal Agencies	3133ERDH1	FFCB 4.750 04/30/2029	27,892,000	110,406	(5,111)	-	105,294
Federal Agencies	3133ERDH1	FFCB 4.750 04/30/2029	30,000,000	118,750	(5,412)	-	113,338
Federal Agencies	3133ERDS7	FFCB 4.750 05/06/2027	12,727,000	50,378	(377)	-	50,001
Federal Agencies	3130AX4E5	FHLB 4.500 06/11/2027	11,000,000	41,250	1,732	-	42,982
Federal Agencies	3133ERGL9	FFCB 4.500 06/07/2028	15,000,000	56,250	115	-	56,365
Federal Agencies	3130B1BT3	FHLB 4.875 06/12/2026	13,485,000	54,783	(860)	-	53,922
Federal Agencies	3133ERHD6	FFCB 4.875 06/12/2026	32,000,000	130,000	(2,192)	-	127,808
Federal Agencies	3133ERHD6	FFCB 4.875 06/12/2026	20,000,000	81,250	(1,302)	-	79,948
Federal Agencies	3133ERHN4	FFCB 4.250 10/20/2028	38,000,000	134,583	4,204	-	138,788
Federal Agencies	3133ERHN4	FFCB 4.250 10/20/2028	5,000,000	17,708	546	-	18,255
Federal Agencies	3133ERGS4	FFCB 4.250 06/11/2029	10,000,000	35,417	555	-	35,971
Federal Agencies	3133ERGS4	FFCB 4.250 06/11/2029	10,000,000	35,417	555	-	35,971
Federal Agencies	3133ERGS4	FFCB 4.250 06/11/2029	20,000,000	70,833	1,109	-	71,943
Federal Agencies	3133ERGS4	FFCB 4.250 06/11/2029	10,000,000	35,417	555	-	35,971
Federal Agencies	3133ERGS4	FFCB 4.250 06/11/2029	29,000,000	102,708	1,306	-	104,014
Federal Agencies	3133ERGL9	FFCB 4.500 06/07/2028	20,000,000	75,000	(808)	-	74,192
Federal Agencies	3133ERGL9	FFCB 4.500 06/07/2028	14,934,000	56,003	(604)	-	55,399
Federal Agencies	3133ERJZ5	FFCB 4.500 06/28/2027	30,000,000	112,500	401	-	112,901
Federal Agencies	3133ERKM2	FFCB 4.500 07/08/2027	25,000,000	93,750	(942)	-	92,808
Federal Agencies	3130B1EF0	FHLB 4.625 06/11/2027	20,700,000	79,781	(2,781)	-	77,000
Federal Agencies	3133ERKM2	FFCB 4.500 07/08/2027	25,000,000	93,750	(723)	-	93,027
Federal Agencies	3133ERKX8	FFCB 4.250 07/12/2029	20,000,000	70,833	183	-	71,017
Federal Agencies	3133ERMB4	FFCB 4.250 07/23/2027	10,000,000	35,417	99	-	35,516
Federal Agencies	3133ERMB4	FFCB 4.250 07/23/2027	15,000,000	53,125	149	-	53,274
Federal Agencies	3130B2PJ8	FHLB 3.625 09/04/2026	25,000,000	75,521	1,430	-	76,950
Federal Agencies	3130B2PJ8	FHLB 3.625 09/04/2026	50,000,000	151,042	2,859	-	153,901

Monthly Investment Earnings

Pooled Fund

Type of Investment	CUSIP	Issuer Name	Par Value	Accrued Interest Earned	(Amortization) / Accretion	Realized Gain/(Loss)	Total Earnings
Federal Agencies	3130B2PJ8	FHLB 3.625 09/04/2026	19,000,000	57,396	1,087	-	58,482
Federal Agencies	3130B2PJ8	FHLB 3.625 09/04/2026	25,900,000	78,240	1,481	-	79,721
Federal Agencies	3130ATHX8	FHLB 4.125 09/14/2029	15,000,000	51,563	(6,715)	-	44,848
Federal Agencies	3133ERVR9	FFCB 3.500 07/01/2027	55,000,000	160,417	2,310	-	162,726
Federal Agencies	3130B2XR1	FHLB 4.010 07/02/2029	65,000,000	217,208	-	-	217,208
Federal Agencies	3130B2XR1	FHLB 4.010 07/02/2029	25,000,000	83,542	-	-	83,542
Federal Agencies	3130B2XR1	FHLB 4.010 07/02/2029	25,000,000	83,542	-	-	83,542
Federal Agencies	3133ERWR8	FFCB 3.500 01/07/2027	12,500,000	36,458	4,767	-	41,225
Federal Agencies	3133ERXJ5	FFCB 3.875 10/15/2027	8,000,000	25,833	109	-	25,942
Federal Agencies	3133ERXJ5	FFCB 3.875 10/15/2027	5,000,000	16,146	78	-	16,224
Federal Agencies	3130B3A29	FHLB 4.000 10/09/2026	15,000,000	50,000	134	-	50,134
Federal Agencies	3130B3A29	FHLB 4.000 10/09/2026	25,000,000	83,333	224	-	83,557
Federal Agencies	3130B3A29	FHLB 4.000 10/09/2026	25,000,000	83,333	224	-	83,557
Federal Agencies	3130B3A29	FHLB 4.000 10/09/2026	50,000,000	166,667	447	-	167,114
Federal Agencies	3130B3GD9	FHLB 4.000 11/27/2028	47,025,000	156,750	1,760	-	158,510
Federal Agencies	3130ATHX8	FHLB 4.125 09/14/2029	15,000,000	51,563	(841)	-	50,722
Federal Agencies	3130ATHX8	FHLB 4.125 09/14/2029	15,000,000	51,563	(752)	-	50,811
Federal Agencies	3130ATHX8	FHLB 4.125 09/14/2029	25,590,000	87,966	(1,283)	-	86,683
Federal Agencies	3133ERD24	FFCB 4.250 02/18/2027	30,000,000	106,250	622	-	106,872
Federal Agencies	3133ERJ51	FFCB 4.125 12/10/2027	38,343,000	131,804	3,288	-	135,092
Federal Agencies	3133ERJ51	FFCB 4.125 12/10/2027	25,505,000	87,673	2,180	-	89,854
Federal Agencies	3133ERJ51	FFCB 4.125 12/10/2027	21,000,000	72,188	1,801	-	73,989
Federal Agencies	3133ERJ51	FFCB 4.125 12/10/2027	33,000,000	113,438	3,046	-	116,484
Federal Agencies	3133ERT84	FFCB 4.250 01/14/2028	29,750,000	105,365	4,927	-	110,292
Federal Agencies	3133ERZ46	FFCB 4.250 01/28/2028	50,000,000	177,083	724	-	177,807
Federal Agencies	3133ERZ46	FFCB 4.250 01/28/2028	47,000,000	166,458	680	-	167,139
Federal Agencies	3133ERZ23	FFCB 4.250 11/03/2027	41,880,000	148,325	70	-	148,395
Federal Agencies	3133ER2Z3	FFCB 4.250 11/03/2027	5,000,000	17,708	20	-	17,728
Federal Agencies	3133ER4A6	FFCB 4.250 02/18/2027	30,000,000	106,250	1,376	-	107,626
Federal Agencies	3133ER4A6	FFCB 4.250 02/18/2027	25,000,000	88,542	1,093	-	89,635
Federal Agencies	3133ER4A6	FFCB 4.250 02/18/2027	2,000,000	7,083	91	-	7,174
Federal Agencies	3133ER4H1	FFCB 4.500 01/18/2030	12,815,000	48,056	(3,650)	-	44,406
Federal Agencies	3133ER4H1	FFCB 4.500 01/18/2030	18,000,000	67,500	(5,101)	-	62,399
Federal Agencies	3133ETBF3	FFCB 4.000 04/01/2030	32,260,000	107,533	275	-	107,808
Federal Agencies	3133ETBF3	FFCB 4.000 04/01/2030	46,750,000	155,833	295	-	156,128
Federal Agencies	3133ETBF3	FFCB 4.000 04/01/2030	15,000,000	50,000	107	-	50,107
Federal Agencies	3133ETBF3	FFCB 4.000 04/01/2030	43,020,000	143,400	1,974	-	145,374
Federal Agencies	3133ER7L9	FFCB 4.000 03/18/2030	8,695,000	28,983	402	-	29,385
Federal Agencies	3133ETBF3	FFCB 4.000 04/01/2030	50,000,000	166,667	8,084	-	174,750
Federal Agencies	3130AWC24	FHLB 4.000 06/09/2028	10,000,000	33,333	94	-	33,427
Federal Agencies	3133ETJF5	FFCB 4.000 02/23/2027	45,000,000	150,000	1,349	-	151,349
Federal Agencies	3133ETJF5	FFCB 4.000 02/23/2027	10,000,000	33,333	300	-	33,633
Federal Agencies	3133ETJV0	FFCB 4.000 11/30/2029	15,000,000	50,000	1,029	-	51,029
Federal Agencies	3133ETJS7	FFCB 4.000 11/10/2026	12,600,000	42,000	1,091	-	43,091
Federal Agencies	3133ETJV0	FFCB 4.000 11/30/2029	23,000,000	76,667	1,469	-	78,136
Federal Agencies	3130B6MU7	FHLB 4.590 06/15/2028	-	89,250	-	-	89,250
Federal Agencies	3130B6MU7	FHLB 4.590 06/15/2028	-	44,625	-	-	44,625
Federal Agencies	3130B6MU7	FHLB 4.590 06/15/2028	-	44,625	-	-	44,625
Federal Agencies	3130B6MU7	FHLB 4.590 06/15/2028	-	44,625	-	-	44,625

Monthly Investment Earnings

Pooled Fund

Type of Investment	CUSIP	Issuer Name	Par Value	Accrued Interest Earned	(Amortization) / Accretion	Realized Gain/(Loss)	Total Earnings
Federal Agencies	3133ETJZ1	FFCB 3.875 06/05/2028	25,000,000	80,729	1,209	-	81,938
Federal Agencies	3133ETKQ9	FFCB 4.000 06/10/2030	20,000,000	66,667	934	-	67,600
Federal Agencies	3133ETKQ9	FFCB 4.000 06/10/2030	10,000,000	33,333	441	-	33,775
Federal Agencies	3133ETKN6	FFCB 4.000 10/09/2029	15,000,000	50,000	367	-	50,367
Federal Agencies	3133ETKN6	FFCB 4.000 10/09/2029	10,000,000	33,333	245	-	33,578
Federal Agencies	3133ETJZ1	FFCB 3.875 06/05/2028	7,370,000	23,799	780	-	24,579
Federal Agencies	3130B6R24	FHLB 3.875 06/04/2027	16,500,000	53,281	944	-	54,225
Federal Agencies	3130B6R24	FHLB 3.875 06/04/2027	10,000,000	32,292	572	-	32,864
Federal Agencies	3130B6R24	FHLB 3.875 06/04/2027	20,000,000	64,583	1,144	-	65,727
Federal Agencies	3130B6R24	FHLB 3.875 06/04/2027	13,000,000	41,979	743	-	42,723
Federal Agencies	3130B6R24	FHLB 3.875 06/04/2027	36,000,000	116,250	2,059	-	118,309
Federal Agencies	3133ETME4	FFCB 4.000 01/23/2030	25,000,000	83,333	999	-	84,333
Federal Agencies	3133ETME4	FFCB 4.000 01/23/2030	14,450,000	48,167	578	-	48,744
Federal Agencies	3133ETME4	FFCB 4.000 01/23/2030	5,000,000	16,667	193	-	16,860
Federal Agencies	3130AWGS3	FHLB 4.125 06/14/2030	16,000,000	55,000	(1,078)	-	53,922
Federal Agencies	3133ETKQ9	FFCB 4.000 06/10/2030	25,000,000	83,333	598	-	83,932
Federal Agencies	3133ETNU7	FFCB 3.750 07/03/2028	50,000,000	156,250	4,840	-	161,090
Federal Agencies	3133ETNU7	FFCB 3.750 07/03/2028	22,500,000	70,313	2,153	-	72,465
Federal Agencies	3133ETLM7	FFCB 4.000 06/17/2030	41,000,000	136,667	(606)	-	136,061
Federal Agencies	3133ETLM7	FFCB 4.000 06/17/2030	15,000,000	50,000	(222)	-	49,778
Federal Agencies	3133ETLM7	FFCB 4.000 06/17/2030	10,070,000	33,567	(135)	-	33,432
Federal Agencies	3133ETNU7	FFCB 3.750 07/03/2028	25,000,000	78,125	2,728	-	80,853
Federal Agencies	3133ETKQ9	FFCB 4.000 06/10/2030	15,000,000	50,000	23	-	50,023
Federal Agencies	3133ETKQ9	FFCB 4.000 06/10/2030	9,750,000	32,500	67	-	32,567
Federal Agencies	3133ETLM7	FFCB 4.000 06/17/2030	16,944,000	56,480	116	-	56,596
Federal Agencies	3130AWGS3	FHLB 4.125 06/14/2030	12,515,000	43,020	(1,109)	-	41,911
Federal Agencies	3133ETPF8	FFCB 3.750 07/08/2030	20,000,000	62,500	3,812	-	66,312
Federal Agencies	3130B1BC0	FHLB 4.625 06/08/2029	9,705,000	37,405	(5,248)	-	32,157
Federal Agencies	3133ETSX6	FFCB 3.625 08/11/2027	7,000,000	21,146	597	-	21,743
Federal Agencies	3133ETSX6	FFCB 3.625 08/11/2027	5,000,000	15,104	427	-	15,531
Federal Agencies	3133ETSX6	FFCB 3.625 08/11/2027	5,000,000	15,104	435	-	15,539
Federal Agencies	3130ATHX8	FHLB 4.125 09/14/2029	17,000,000	58,438	(4,234)	-	54,204
Federal Agencies	3133ETUE5	FFCB 3.750 02/22/2027	40,000,000	125,000	3,004	-	128,004
Federal Agencies	3133ETUE5	FFCB 3.750 02/22/2027	25,000,000	78,125	1,835	-	79,960
Federal Agencies	3133ETUE5	FFCB 3.750 02/22/2027	15,000,000	46,875	1,127	-	48,002
Federal Agencies	3133ETUE5	FFCB 3.750 02/22/2027	35,000,000	109,375	2,787	-	112,162
Federal Agencies	313385VP8	FHDN 0.000 04/15/2026	25,000,000	-	82,236	-	82,236
Federal Agencies	3136GATQ2	FNMA 4.030 09/30/2030	25,000,000	83,958	-	-	83,958
Federal Agencies	3136GATQ2	FNMA 4.030 09/30/2030	25,000,000	83,958	-	-	83,958
Federal Agencies	3136GATQ2	FNMA 4.030 09/30/2030	25,000,000	83,958	-	-	83,958
Federal Agencies	3136GATQ2	FNMA 4.030 09/30/2030	25,000,000	83,958	-	-	83,958
Federal Agencies	3136GATQ2	FNMA 4.030 09/30/2030	50,000,000	167,917	-	-	167,917
Federal Agencies	3136GAVY2	FNMA 4.080 10/01/2029	50,000,000	170,000	-	-	170,000
Federal Agencies	3136GAVY2	FNMA 4.080 10/01/2029	25,000,000	85,000	-	-	85,000
Federal Agencies	3136GAVY2	FNMA 4.080 10/01/2029	25,000,000	85,000	-	-	85,000
Federal Agencies	3136GAVY2	FNMA 4.080 10/01/2029	25,000,000	85,000	-	-	85,000
Federal Agencies	3136GAWY1	FNMA 4.000 10/15/2029	50,000,000	166,667	-	-	166,667
Federal Agencies	3136GAWY1	FNMA 4.000 10/15/2029	25,000,000	83,333	-	-	83,333

Monthly Investment Earnings

Pooled Fund

Type of Investment	CUSIP	Issuer Name	Par Value	Accrued Interest Earned	(Amortization) / Accretion	Realized Gain/(Loss)	Total Earnings
Federal Agencies	3136GAWY1	FNMA 4.000 10/15/2029	25,000,000	83,333	-	-	83,333
Federal Agencies	3136GAWY1	FNMA 4.000 10/15/2029	25,000,000	83,333	-	-	83,333
Federal Agencies	3136GAWY1	FNMA 4.000 10/15/2029	25,000,000	83,333	-	-	83,333
Federal Agencies	3130B82L5	FHLB 3.500 10/04/2027	41,000,000	119,583	3,559	-	123,142
Federal Agencies	3130B82L5	FHLB 3.500 10/04/2027	50,000,000	145,833	4,340	-	150,173
Federal Agencies	3130B82L5	FHLB 3.500 10/04/2027	25,000,000	72,917	2,170	-	75,087
Federal Agencies	3130B82L5	FHLB 3.500 10/04/2027	20,000,000	58,333	1,736	-	60,069
Federal Agencies	3134HBY88	FHLMC 4.100 10/16/2028	50,000,000	170,833	-	-	170,833
Federal Agencies	3134HBY88	FHLMC 4.100 10/16/2028	25,000,000	85,417	-	-	85,417
Federal Agencies	3134HBY88	FHLMC 4.100 10/16/2028	25,000,000	85,417	-	-	85,417
Federal Agencies	3134HBY88	FHLMC 4.100 10/16/2028	25,000,000	85,417	-	-	85,417
Federal Agencies	3134HBY88	FHLMC 4.100 10/16/2028	25,000,000	85,417	-	-	85,417
Federal Agencies	313385WN2	FHDN 0.000 05/08/2026	25,000,000	-	77,500	-	77,500
Federal Agencies	3133ETM95	FFCB 3.375 10/27/2027	9,320,000	26,213	898	-	27,111
Federal Agencies	3133ETM95	FFCB 3.375 10/27/2027	60,000,000	168,750	5,784	-	174,534
Federal Agencies	3136GC2P9	FNMA 4.050 11/07/2029	25,000,000	84,375	27	-	84,402
Federal Agencies	3136GC2P9	FNMA 4.050 11/07/2029	25,000,000	84,375	27	-	84,402
Federal Agencies	3136GC2P9	FNMA 4.050 11/07/2029	50,000,000	168,750	53	-	168,803
Federal Agencies	3136GC2P9	FNMA 4.050 11/07/2029	25,000,000	84,375	27	-	84,402
Federal Agencies	3136GC2P9	FNMA 4.050 11/07/2029	25,000,000	84,375	27	-	84,402
Federal Agencies	3130AWMP2	FHLB 4.375 06/14/2030	31,000,000	113,021	(16,718)	-	96,303
Federal Agencies	3133ETL70	FFCB 3.375 10/24/2028	5,000,000	14,063	652	-	14,714
Federal Agencies	3133ETL70	FFCB 3.375 10/24/2028	25,000,000	70,313	3,208	-	73,520
Federal Agencies	3133ETL70	FFCB 3.375 10/24/2028	30,000,000	84,375	3,911	-	88,286
Federal Agencies	3133ET2W6	FFCB 3.500 01/20/2028	5,000,000	11,181	255	-	11,435
Federal Agencies	3130AYPN0	FHLB 4.125 01/15/2027	20,000,000	50,417	(5,824)	-	44,592
Federal Agencies	3134HCFX2	FHLMC 4.175 12/23/2030	50,000,000	46,389	-	-	46,389
Federal Agencies	3134HCFX2	FHLMC 4.175 12/23/2030	25,000,000	23,194	-	-	23,194
Federal Agencies	3134HCFX2	FHLMC 4.175 12/23/2030	25,000,000	23,194	-	-	23,194
Federal Agencies	3134HCFX2	FHLMC 4.175 12/23/2030	25,000,000	23,194	-	-	23,194
Federal Agencies	3133ET2S5	FFCB 3.375 11/28/2028	35,000,000	72,188	5,602	-	77,789
Federal Agencies	3134HCFX2	FHLMC 4.175 12/23/2030	23,000,000	21,339	-	-	21,339
Federal Agencies	313385QR0	FHDN 0.000 12/18/2025	-	-	18,554	-	18,554
Federal Agencies	313385QR0	FHDN 0.000 12/18/2025	-	-	27,703	-	27,703
Federal Agencies	3133ET5B9	FFCB 3.500 12/22/2026	45,000,000	39,375	505	-	39,880
Federal Agencies	3133ET5B9	FFCB 3.500 12/22/2026	37,000,000	32,375	416	-	32,791
Federal Agencies	3133ET5B9	FFCB 3.500 12/22/2026	15,000,000	13,125	168	-	13,293
Federal Agencies	3133EN5N6	FFCB 4.000 01/06/2028	50,000,000	77,778	(9,720)	-	68,058
Federal Agencies	3134HCKN8	FHLMC 4.035 06/24/2030	25,000,000	19,615	-	-	19,615
Federal Agencies	3134HCKN8	FHLMC 4.035 06/24/2030	25,000,000	19,615	-	-	19,615
Federal Agencies	3134HCKN8	FHLMC 4.035 06/24/2030	25,000,000	19,615	-	-	19,615
Federal Agencies	3134HCKN8	FHLMC 4.035 06/24/2030	50,000,000	39,229	-	-	39,229
Federal Agencies	3134HCKN8	FHLMC 4.035 06/24/2030	25,000,000	19,615	-	-	19,615
Federal Agencies	3133ET4Y0	FFCB 3.500 09/22/2028	10,000,000	8,750	24	-	8,774
Federal Agencies	3133ET4Y0	FFCB 3.500 09/22/2028	20,000,000	17,500	48	-	17,548
Subtotals			\$ 7,064,849,000	\$ 21,216,478	\$ 472,479	\$ -	\$ 21,688,957

Monthly Investment Earnings

Pooled Fund

Type of Investment	CUSIP	Issuer Name	Par Value	Accrued Interest Earned	(Amortization) / Accretion	Realized Gain/(Loss)	Total Earnings
Public Time Deposits	PPGUALS16	BKSANF 4.310 12/08/2025	\$ -	\$ 8,381	\$ -	\$ -	\$ 8,381
Public Time Deposits	PPGQEWEX2	BRIDGE 4.340 12/15/2025	-	19,115	-	-	19,115
Public Time Deposits	PPGZ3O8Q4	BKSANF 4.330 01/05/2026	10,000,000	37,286	-	-	37,286
Public Time Deposits	PPGUCT9Z3	BRIDGE 4.330 01/12/2026	10,000,000	36,775	-	-	36,775
Subtotals			\$ 20,000,000	\$ 101,557	\$ -	\$ -	\$ 101,557
Negotiable CDs	89115DQT6	TDNY 4.540 01/12/2026	\$ 100,000,000	\$ 390,944	\$ -	\$ -	\$ 390,944
Negotiable CDs	13606DGY2	CIBCNY 4.360 01/22/2026	60,000,000	225,267	-	-	225,267
Negotiable CDs	13606DGGZ9	CIBCNY 4.360 01/28/2026	80,000,000	300,356	-	-	300,356
Negotiable CDs	89115DWT9	TDNY 4.360 01/28/2026	50,000,000	187,722	-	-	187,722
Negotiable CDs	06367DQ32	BMOCHG 4.330 02/09/2026	75,000,000	279,646	-	-	279,646
Negotiable CDs	13606DHE5	CIBCNY 4.340 12/15/2025	-	126,583	-	-	126,583
Negotiable CDs	13606DHF2	CIBCNY 4.330 02/09/2026	50,000,000	186,431	-	-	186,431
Negotiable CDs	89115DXB7	TDNY 4.340 12/15/2025	-	101,267	-	-	101,267
Negotiable CDs	89115DXF8	TDNY 4.340 12/29/2025	-	219,411	-	-	219,411
Negotiable CDs	96130AZR2	WSTNY 4.350 12/03/2025	-	24,167	-	-	24,167
Negotiable CDs	13606DKH4	CIBCNY 4.330 01/20/2026	60,000,000	223,717	-	-	223,717
Negotiable CDs	06367DQK4	BMOCHG 4.320 01/12/2026	50,000,000	186,000	-	-	186,000
Negotiable CDs	06367DQP3	BMOCHG 4.430 02/11/2026	70,000,000	267,031	-	-	267,031
Negotiable CDs	96130AZZ4	WSTNY 4.350 05/04/2026	125,000,000	468,229	-	-	468,229
Negotiable CDs	78015JG84	RY 4.330 02/23/2026	60,000,000	223,717	-	-	223,717
Negotiable CDs	96130AA24	WSTNY 4.350 03/16/2026	100,000,000	374,583	-	-	374,583
Negotiable CDs	96130AA65	WSTNY 4.380 03/23/2026	140,000,000	528,033	-	-	528,033
Negotiable CDs	89115DEG7	TDNY 4.410 03/11/2026	50,000,000	189,875	-	-	189,875
Negotiable CDs	78015JGQ4	RY 4.380 03/06/2026	50,000,000	188,583	-	-	188,583
Negotiable CDs	89115DHC3	TDNY 4.400 03/16/2026	60,000,000	227,333	-	-	227,333
Negotiable CDs	96130AC22	WSTNY 4.320 06/15/2026	100,000,000	372,000	-	-	372,000
Negotiable CDs	06367DRH0	BMOCHG 4.330 03/24/2026	50,000,000	186,431	-	-	186,431
Negotiable CDs	06367DRJ6	BMOCHG 4.330 03/25/2026	50,000,000	186,431	-	-	186,431
Negotiable CDs	78015JJ81	RY 4.290 03/16/2026	100,000,000	369,417	-	-	369,417
Negotiable CDs	78015JJQ1	RY 4.330 04/07/2026	50,000,000	186,431	-	-	186,431
Negotiable CDs	06418NHV7	BNSHOU 4.270 07/01/2026	100,000,000	367,694	-	-	367,694
Negotiable CDs	06367DRZ0	BMOCHG 4.170 06/01/2026	100,000,000	359,083	-	-	359,083
Negotiable CDs	78015JL88	RY 4.060 07/01/2026	100,000,000	349,611	-	-	349,611
Negotiable CDs	06367DS97	BMOCHG 4.200 06/15/2026	100,000,000	361,667	-	-	361,667
Negotiable CDs	78015JMC8	RY 4.180 04/23/2026	100,000,000	359,944	-	-	359,944
Negotiable CDs	06418NJE3	BNSHOU 4.200 04/20/2026	125,000,000	452,083	-	-	452,083
Negotiable CDs	06418NJK9	BNSHOU 4.110 04/23/2026	100,000,000	353,917	-	-	353,917
Negotiable CDs	06367DSQ9	BMOCHG 4.000 06/09/2026	46,000,000	158,444	-	-	158,444
Negotiable CDs	06367DSR7	BMOCHG 4.000 06/15/2026	54,000,000	186,000	-	-	186,000
Negotiable CDs	06367DSV8	BMOCHG 3.980 06/17/2026	55,000,000	188,497	-	-	188,497
Negotiable CDs	89115DK96	TDNY 3.850 06/23/2026	50,000,000	112,292	-	-	112,292
Negotiable CDs	89115DKD7	TDNY 3.850 07/01/2026	50,000,000	112,292	-	-	112,292
Subtotals			\$ 2,510,000,000	\$ 9,581,128	\$ -	\$ -	\$ 9,581,128

Monthly Investment Earnings Pooled Fund

Type of Investment	CUSIP	Issuer Name	Par Value	Accrued Interest Earned	(Amortization) / Accretion	Realized Gain/(Loss)	Total Earnings
Commercial Paper	89233GZ17	TOYCC 0.000 12/01/2025	\$ -	\$ -	\$ 0	\$ -	\$ 0
Commercial Paper	89233GZF6	TOYCC 0.000 12/15/2025	-	-	121,917	-	121,917
Commercial Paper	89116EZ55	TDHUSA 0.000 12/05/2025	-	-	5,194	-	5,194
Commercial Paper	89116EZF3	TDHUSA 0.000 12/15/2025	-	-	41,222	-	41,222
Commercial Paper	89116EZP1	TDHUSA 0.000 12/23/2025	-	-	102,911	-	102,911
Commercial Paper	62479MB69	MUFGBK 0.000 02/06/2026	25,000,000	-	92,354	-	92,354
Commercial Paper	62479MC92	MUFGBK 0.000 03/09/2026	130,000,000	-	482,481	-	482,481
Commercial Paper	62479MCQ4	MUFGBK 0.000 03/24/2026	100,000,000	-	365,972	-	365,972
Commercial Paper	62479MD67	MUFGBK 0.000 04/06/2026	110,000,000	-	404,464	-	404,464
Commercial Paper	89233HEN0	TOYCC 0.000 05/22/2026	100,000,000	-	350,472	-	350,472
Commercial Paper	62479MDN0	MUFGBK 0.000 04/22/2026	51,000,000	-	178,741	-	178,741
Commercial Paper	89233HEL4	TOYCC 0.000 05/20/2026	55,000,000	-	185,182	-	185,182
Commercial Paper	89233HF33	TOYCC 0.000 06/03/2026	60,000,000	-	201,500	-	201,500
Commercial Paper	89233HG16	TOYCC 0.000 07/01/2026	70,000,000	-	227,850	-	227,850
Commercial Paper	62479MFP3	MUFGBK 0.000 06/23/2026	50,000,000	-	111,417	-	111,417
Commercial Paper	62479MFV0	MUFGBK 0.000 06/29/2026	25,000,000	-	55,708	-	55,708
Commercial Paper	62479MF16	MUFGBK 0.000 06/01/2026	30,000,000	-	67,025	-	67,025
Commercial Paper	62479MFJ7	MUFGBK 0.000 06/18/2026	15,000,000	-	33,425	-	33,425
Commercial Paper	89233HGE8	TOYCC 0.000 07/14/2026	75,000,000	-	125,000	-	125,000
Commercial Paper	89233HGQ1	TOYCC 0.000 07/24/2026	75,000,000	-	124,667	-	124,667
Commercial Paper	89233HGV0	TOYCC 0.000 07/29/2026	50,000,000	-	82,889	-	82,889
Commercial Paper	14912DZV4	CATFIN 0.000 12/29/2025	-	-	123,000	-	123,000
Commercial Paper	14912EA80	CATFIN 0.000 01/08/2026	41,235,000	-	63,742	-	63,742
Subtotals			\$ 1,062,235,000	\$ -	\$ 3,547,133	\$ -	\$ 3,547,133
Medium Term Notes	594918CN2	MSFT 3.400 09/15/2026	\$ 6,452,000	\$ 18,281	\$ 7,033	\$ -	\$ 25,314
Medium Term Notes	594918CN2	MSFT 3.400 09/15/2026	13,009,000	36,859	14,105	-	50,963
Medium Term Notes	24422EXV6	DE 4.200 07/15/2027	10,000,000	35,000	42	-	35,042
Medium Term Notes	14913UAN0	CAT 4.450 10/16/2026	18,385,000	68,178	(8,805)	-	59,373
Medium Term Notes	037833CJ7	AAPL 3.350 02/09/2027	50,000,000	139,583	14,684	-	154,268
Medium Term Notes	89236TMY8	TOYOTA 4.600 01/08/2027	40,000,000	153,333	936	-	154,269
Medium Term Notes	24422EYD5	DE 4.250 06/05/2028	25,000,000	88,542	629	-	89,171
Subtotals			\$ 162,846,000	\$ 539,776	\$ 28,624	\$ -	\$ 568,399
Money Market Funds	09248U718	BlackRock Liquidity Funds T-Fund	\$ 14,609,525	\$ 45,709	\$ -	\$ -	\$ 45,709
Money Market Funds	31607A703	Fidelity Govt Portfolio	853,197,114	2,637,431	-	-	2,637,431
Money Market Funds	608919718	Federated Hermes Govt Obligations Fund	16,225,864	51,104	-	-	51,104
Money Market Funds	262006208	Dreyfus Government Cash Management	15,199,491	47,606	-	-	47,606
Money Market Funds	85749T517	State Street Institutional U.S. Govt MMF	876,923,841	2,541,132	-	-	2,541,132
Money Market Funds	61747C319	Morgan Stanley Institutional Liquidity Fund	316,187,583	1,424,920	-	-	1,424,920
Subtotals			\$ 2,092,343,418	\$ 6,747,902	\$ -	\$ -	\$ 6,747,902
Supranationals	45818WDG8	IADB 0.820 02/27/2026	\$ 19,500,000	\$ 13,325	\$ (1,071)	\$ -	\$ 12,254
Supranationals	45950VRU2	IFC 4.023 01/26/2026	100,000,000	335,250	-	-	335,250
Supranationals	4581X0EN4	IADB 4.125 02/15/2029	25,000,000	85,938	6,469	-	92,407
Supranationals	459058KJ1	IBRD 3.125 06/15/2027	12,323,000	32,153	11,335	-	43,487
Supranationals	4581X0EN4	IADB 4.125 02/15/2029	50,000,000	171,875	3,204	-	175,079
Supranationals	459058KC6	IBRD 0.700 11/16/2026	55,000,000	103,125	69,548	-	172,673
Subtotals			\$ 261,823,000	\$ 741,665	\$ 89,485	\$ -	\$ 831,150
Secured Bank Deposit	0660P0999	Bank of America TTX INV Deposit Acct	\$ 164,695,957	\$ 513,240	\$ -	\$ -	\$ 513,240
Subtotals			\$ 164,695,957	\$ 513,240	\$ -	\$ -	\$ 513,240
Grand Totals			\$18,305,792,375	\$ 52,155,786	\$ 4,585,689	\$ -	\$ 56,741,475

Investment Transactions

Pooled Fund

For month ended December 31, 2025

Accounting ID	Transaction Type	Cusip	Description	Price	Settlement Date	Posted Date	Par Value	Principal	Accrued Interest	Total
58900	Buy	91282CPD7	T 3.625 10/31/2030	99.63281	12/08/2025	12/08/2025	60,000,000.00	59,779,687.50	228,314.92	60,008,002.42
58901	Buy	91282CHF1	T 3.750 05/31/2030	100.29688	12/08/2025	12/08/2025	65,000,000.00	65,192,968.75	53,571.43	65,246,540.18
58902	Buy	91282CMZ1	T 3.875 04/30/2030	100.79688	12/08/2025	12/08/2025	60,000,000.00	60,478,125.00	244,060.77	60,722,185.77
58903	Buy	91282CMB4	T 4.000 12/15/2027	100.85156	12/08/2025	12/08/2025	50,000,000.00	50,425,781.25	961,748.63	51,387,529.88
58904	Buy	3133ET2W6	FFCB 3.500 01/20/2028	99.83600	12/08/2025	12/08/2025	5,000,000.00	4,991,800.00	2,916.67	4,994,716.67
58905	Buy	91282CNN7	T 3.875 07/31/2030	100.53516	12/09/2025	12/09/2025	50,000,000.00	50,267,578.13	689,707.88	50,957,286.01
58906	Buy	91282CNN7	T 3.875 07/31/2030	100.51563	12/09/2025	12/09/2025	50,000,000.00	50,257,812.50	689,707.88	50,947,520.38
58907	Buy	3130AYPN0	FHLB 4.125 01/15/2027	100.50900	12/09/2025	12/09/2025	20,000,000.00	20,101,800.00	330,000.00	20,431,800.00
58913	Buy	3133ET2S5	FFCB 3.375 11/28/2028	99.24500	12/09/2025	12/09/2025	35,000,000.00	34,735,750.00	36,093.75	34,771,843.75
58912	Buy	91282CNN7	T 3.875 07/31/2030	100.50391	12/10/2025	12/10/2025	50,000,000.00	50,251,953.13	694,972.83	50,946,925.96
58914	Buy	91282CGQ8	T 4.000 02/28/2030	101.04688	12/10/2025	12/10/2025	75,000,000.00	75,785,156.25	837,016.57	76,622,172.82
58915	Buy	912797SW8	B 0.000 05/28/2026	98.31728	12/10/2025	12/10/2025	30,000,000.00	29,495,182.92	0.00	29,495,182.92
58917	Buy	62479MFP3	MUFGBK 0.000 06/23/2026	97.94144	12/11/2025	12/11/2025	50,000,000.00	48,970,722.22	0.00	48,970,722.22
58918	Buy	62479MVF0	MUFGBK 0.000 06/29/2026	97.87778	12/11/2025	12/11/2025	25,000,000.00	24,469,444.44	0.00	24,469,444.44
58919	Buy	62479MF16	MUFGBK 0.000 06/01/2026	98.17011	12/11/2025	12/11/2025	30,000,000.00	29,451,033.33	0.00	29,451,033.33
58920	Buy	62479MFJ7	MUFGBK 0.000 06/18/2026	97.99450	12/11/2025	12/11/2025	15,000,000.00	14,699,175.00	0.00	14,699,175.00
58921	Buy	89115DK96	TDNY 3.850 06/23/2026	100.00000	12/11/2025	12/11/2025	50,000,000.00	50,000,000.00	0.00	50,000,000.00
58922	Buy	89115DKD7	TDNY 3.850 07/01/2026	100.00000	12/11/2025	12/11/2025	50,000,000.00	50,000,000.00	0.00	50,000,000.00
58925	Buy	313385QR0	FHDN 0.000 12/18/2025	99.96958	12/15/2025	12/15/2025	61,000,000.00	60,981,445.83	0.00	60,981,445.83
58926	Buy	313385QR0	FHDN 0.000 12/18/2025	99.96958	12/15/2025	12/15/2025	91,078,000.00	91,050,297.11	0.00	91,050,297.11
58923	Buy	91282CKY6	T 4.625 06/30/2026	100.54688	12/16/2025	12/16/2025	100,000,000.00	100,546,875.00	2,123,980.98	102,670,855.98
58924	Buy	91282CNN7	T 3.875 07/31/2030	100.73438	12/16/2025	12/16/2025	50,000,000.00	50,367,187.50	726,562.50	51,093,750.00
58927	Buy	91282CNN7	T 3.875 07/31/2030	100.68750	12/16/2025	12/16/2025	50,000,000.00	50,343,750.00	726,562.50	51,070,312.50
58928	Buy	89233HGE8	TOYCC 0.000 07/14/2026	97.81250	12/16/2025	12/16/2025	75,000,000.00	73,359,375.00	0.00	73,359,375.00
58929	Buy	89233HGQ1	TOYCC 0.000 07/24/2026	97.71444	12/16/2025	12/16/2025	75,000,000.00	73,285,833.33	0.00	73,285,833.33
58930	Buy	89233HGV0	TOYCC 0.000 07/29/2026	97.66875	12/16/2025	12/16/2025	50,000,000.00	48,834,375.00	0.00	48,834,375.00
58931	Buy	14912DZV4	CATFIN 0.000 12/29/2025	99.87700	12/17/2025	12/17/2025	100,000,000.00	99,877,000.00	0.00	99,877,000.00
58935	Buy	3133EN5N6	FFCB 4.000 01/06/2028	100.97200	12/17/2025	12/17/2025	50,000,000.00	50,486,000.00	894,444.44	51,380,444.44
58936	Buy	14912EA80	CATFIN 0.000 01/08/2026	99.77328	12/17/2025	12/17/2025	41,235,000.00	41,141,511.09	0.00	41,141,511.09
58944	Buy	91282CNY3	T 3.375 09/15/2028	99.66797	12/19/2025	12/19/2025	55,000,000.00	54,817,382.81	487,137.43	55,304,520.24
58932	Buy	3133ET5B9	FFCB 3.500 12/22/2026	99.95900	12/22/2025	12/22/2025	45,000,000.00	44,981,550.00	0.00	44,981,550.00
58933	Buy	3133ET5B9	FFCB 3.500 12/22/2026	99.95900	12/22/2025	12/22/2025	37,000,000.00	36,984,830.00	0.00	36,984,830.00
58934	Buy	3133ET5B9	FFCB 3.500 12/22/2026	99.95900	12/22/2025	12/22/2025	15,000,000.00	14,993,850.00	0.00	14,993,850.00
58942	Buy	3133ET4Y0	FFCB 3.500 09/22/2028	99.97600	12/22/2025	12/22/2025	10,000,000.00	9,997,600.00	0.00	9,997,600.00
58943	Buy	3133ET4Y0	FFCB 3.500 09/22/2028	99.97600	12/22/2025	12/22/2025	20,000,000.00	19,995,200.00	0.00	19,995,200.00
58908	Buy	3134HCFX2	FHLMC 4.175 12/23/2030	100.00000	12/23/2025	12/23/2025	50,000,000.00	50,000,000.00	0.00	50,000,000.00
58909	Buy	3134HCFX2	FHLMC 4.175 12/23/2030	100.00000	12/23/2025	12/23/2025	25,000,000.00	25,000,000.00	0.00	25,000,000.00
58910	Buy	3134HCFX2	FHLMC 4.175 12/23/2030	100.00000	12/23/2025	12/23/2025	25,000,000.00	25,000,000.00	0.00	25,000,000.00
58911	Buy	3134HCFX2	FHLMC 4.175 12/23/2030	100.00000	12/23/2025	12/23/2025	25,000,000.00	25,000,000.00	0.00	25,000,000.00
58916	Buy	3134HCFX2	FHLMC 4.175 12/23/2030	100.00000	12/23/2025	12/23/2025	23,000,000.00	23,000,000.00	0.00	23,000,000.00
58937	Buy	3134HCKN8	FHLMC 4.035 06/24/2030	100.00000	12/24/2025	12/24/2025	25,000,000.00	25,000,000.00	0.00	25,000,000.00
58938	Buy	3134HCKN8	FHLMC 4.035 06/24/2030	100.00000	12/24/2025	12/24/2025	25,000,000.00	25,000,000.00	0.00	25,000,000.00
58939	Buy	3134HCKN8	FHLMC 4.035 06/24/2030	100.00000	12/24/2025	12/24/2025	25,000,000.00	25,000,000.00	0.00	25,000,000.00
58940	Buy	3134HCKN8	FHLMC 4.035 06/24/2030	100.00000	12/24/2025	12/24/2025	50,000,000.00	50,000,000.00	0.00	50,000,000.00
58941	Buy	3134HCKN8	FHLMC 4.035 06/24/2030	100.00000	12/24/2025	12/24/2025	25,000,000.00	25,000,000.00	0.00	25,000,000.00
Activity Total							1,993,313,000.00	1,989,398,033.09	9,726,799.18	1,999,124,832.27

Investment Transactions Pooled Fund

Accounting ID	Transaction Type	Cusip	Description	Price	Settlement Date	Posted Date	Par Value	Principal	Accrued Interest	Total
58569	Maturity	89233GZ17	TOYCC 0.000 12/01/2025	100.00000	12/01/2025	12/01/2025	125,000,000.00	125,000,000.00	0.00	125,000,000.00
58626	Maturity	96130AZR2	WSTNY 4.350 12/03/2025	100.00000	12/03/2025	12/03/2025	100,000,000.00	100,000,000.00	0.00	100,000,000.00
58666	Maturity	89116EZ55	TDHUSA 0.000 12/05/2025	100.00000	12/05/2025	12/05/2025	11,000,000.00	11,000,000.00	0.00	11,000,000.00
58713	Maturity	PPGUALS16	BKSANF 4.310 12/08/2025	100.00000	12/08/2025	12/08/2025	10,000,000.00	10,000,000.00	0.00	10,000,000.00
58587	Maturity	13606DHE5	CIBCNY 4.340 12/15/2025	100.00000	12/15/2025	12/15/2025	75,000,000.00	75,000,000.00	0.00	75,000,000.00
58698	Full Call	3130B6MU7	FHLB 4.590 06/15/2028	100.00000	12/15/2025	12/15/2025	50,000,000.00	50,000,000.00	0.00	50,000,000.00
58699	Full Call	3130B6MU7	FHLB 4.590 06/15/2028	100.00000	12/15/2025	12/15/2025	25,000,000.00	25,000,000.00	0.00	25,000,000.00
58700	Full Call	3130B6MU7	FHLB 4.590 06/15/2028	100.00000	12/15/2025	12/15/2025	25,000,000.00	25,000,000.00	0.00	25,000,000.00
58701	Full Call	3130B6MU7	FHLB 4.590 06/15/2028	100.00000	12/15/2025	12/15/2025	25,000,000.00	25,000,000.00	0.00	25,000,000.00
58589	Maturity	89115DXB7	TDNY 4.340 12/15/2025	100.00000	12/15/2025	12/15/2025	60,000,000.00	60,000,000.00	0.00	60,000,000.00
58667	Maturity	89116EZF3	TDHUSA 0.000 12/15/2025	100.00000	12/15/2025	12/15/2025	25,000,000.00	25,000,000.00	0.00	25,000,000.00
58570	Maturity	89233GZF6	TOYCC 0.000 12/15/2025	100.00000	12/15/2025	12/15/2025	75,000,000.00	75,000,000.00	0.00	75,000,000.00
58720	Maturity	PPGQEWEX2	BRIDGE 4.340 12/15/2025	100.00000	12/15/2025	12/15/2025	10,000,000.00	10,000,000.00	0.00	10,000,000.00
47263	Maturity	3133ENHM5	FFCB 1.170 12/16/2025	100.00000	12/16/2025	12/16/2025	45,000,000.00	45,000,000.00	0.00	45,000,000.00
47264	Maturity	3133ENHM5	FFCB 1.170 12/16/2025	100.00000	12/16/2025	12/16/2025	50,000,000.00	50,000,000.00	0.00	50,000,000.00
58925	Maturity	313385QR0	FHDN 0.000 12/18/2025	100.00000	12/18/2025	12/18/2025	61,000,000.00	61,000,000.00	0.00	61,000,000.00
58926	Maturity	313385QR0	FHDN 0.000 12/18/2025	100.00000	12/18/2025	12/18/2025	91,078,000.00	91,078,000.00	0.00	91,078,000.00
58668	Maturity	89116EZP1	TDHUSA 0.000 12/23/2025	100.00000	12/23/2025	12/23/2025	40,000,000.00	40,000,000.00	0.00	40,000,000.00
58931	Maturity	14912DZV4	CATFIN 0.000 12/29/2025	100.00000	12/29/2025	12/29/2025	100,000,000.00	100,000,000.00	0.00	100,000,000.00
57560	Maturity	3133EN5E6	FFCB 4.000 12/29/2025	100.00000	12/29/2025	12/29/2025	15,000,000.00	15,000,000.00	0.00	15,000,000.00
57561	Maturity	3133EN5E6	FFCB 4.000 12/29/2025	100.00000	12/29/2025	12/29/2025	25,000,000.00	25,000,000.00	0.00	25,000,000.00
57562	Maturity	3133EN5E6	FFCB 4.000 12/29/2025	100.00000	12/29/2025	12/29/2025	20,000,000.00	20,000,000.00	0.00	20,000,000.00
58590	Maturity	89115DXF8	TDNY 4.340 12/29/2025	100.00000	12/29/2025	12/29/2025	65,000,000.00	65,000,000.00	0.00	65,000,000.00
46938	Maturity	91282CBC4	T 0.375 12/31/2025	100.00000	12/31/2025	12/31/2025	50,000,000.00	50,000,000.00	0.00	50,000,000.00
46940	Maturity	91282CBC4	T 0.375 12/31/2025	100.00000	12/31/2025	12/31/2025	50,000,000.00	50,000,000.00	0.00	50,000,000.00
Activity Total							1,228,078,000.00	1,228,078,000.00	0.00	1,228,078,000.00

Interest Received Pooled Fund

For month ended December 31, 2025

Accounting ID	Transaction Type	Cusip	Description	Date Posted	Interest Received	Purchased Interest Adjustment	Net Interest
58430	Interest Income	91282CKT7	T 4.500 05/31/2029	12/01/2025	1,125,000.00	0.00	1,125,000.00
58690	Interest Income	3133ETJV0	FFCB 4.000 11/30/2029	12/01/2025	300,000.00	0.00	300,000.00
58692	Interest Income	3133ETJV0	FFCB 4.000 11/30/2029	12/01/2025	460,000.00	0.00	460,000.00
47226	Interest Income	91282CDK4	T 1.250 11/30/2026	12/01/2025	312,500.00	0.00	312,500.00
47237	Interest Income	91282CDK4	T 1.250 11/30/2026	12/01/2025	312,500.00	0.00	312,500.00
47333	Interest Income	91282CDK4	T 1.250 11/30/2026	12/01/2025	312,500.00	0.00	312,500.00
58626	Interest Income	96130AZR2	WSTNY 4.350 12/03/2025	12/03/2025	2,815,416.70	0.00	2,815,416.70
58715	Interest Income	3130B6R24	FHLB 3.875 06/04/2027	12/04/2025	303,703.13	0.00	303,703.13
58716	Interest Income	3130B6R24	FHLB 3.875 06/04/2027	12/04/2025	184,062.50	0.00	184,062.50
58717	Interest Income	3130B6R24	FHLB 3.875 06/04/2027	12/04/2025	368,125.00	0.00	368,125.00
58718	Interest Income	3130B6R24	FHLB 3.875 06/04/2027	12/04/2025	239,281.25	0.00	239,281.25
58719	Interest Income	3130B6R24	FHLB 3.875 06/04/2027	12/04/2025	662,625.00	0.00	662,625.00
58702	Interest Income	24422EYD5	DE 4.250 06/05/2028	12/05/2025	531,250.00	0.00	531,250.00
58704	Interest Income	3133ETJZ1	FFCB 3.875 06/05/2028	12/05/2025	484,375.00	0.00	484,375.00
58714	Interest Income	3133ETJZ1	FFCB 3.875 06/05/2028	12/05/2025	142,793.75	4,759.79	138,033.96
58713	Interest Income	PPGUALS16	BKSANF 4.310 12/08/2025	12/08/2025	215,500.00	0.00	215,500.00
58759	Interest Income	3130B1BC0	FHLB 4.625 06/08/2029	12/08/2025	224,428.13	66,081.61	158,346.52
58000	Interest Income	3133ERGL9	FFCB 4.500 06/07/2028	12/08/2025	337,500.00	0.00	337,500.00
58038	Interest Income	3133ERGL9	FFCB 4.500 06/07/2028	12/08/2025	450,000.00	0.00	450,000.00
58040	Interest Income	3133ERGL9	FFCB 4.500 06/07/2028	12/08/2025	336,015.00	0.00	336,015.00
58672	Interest Income	3130AWC24	FHLB 4.000 06/09/2028	12/09/2025	200,000.00	0.00	200,000.00
58495	Interest Income	3133ERJ51	FFCB 4.125 12/10/2027	12/10/2025	790,824.38	0.00	790,824.38
58496	Interest Income	3133ERJ51	FFCB 4.125 12/10/2027	12/10/2025	526,040.62	0.00	526,040.62
58497	Interest Income	3133ERJ51	FFCB 4.125 12/10/2027	12/10/2025	433,125.00	0.00	433,125.00
58500	Interest Income	3133ERJ51	FFCB 4.125 12/10/2027	12/10/2025	680,625.00	0.00	680,625.00
58707	Interest Income	3133ETKQ9	FFCB 4.000 06/10/2030	12/10/2025	400,000.00	0.00	400,000.00
58708	Interest Income	3133ETKQ9	FFCB 4.000 06/10/2030	12/10/2025	200,000.00	0.00	200,000.00
58728	Interest Income	3133ETKQ9	FFCB 4.000 06/10/2030	12/10/2025	500,000.00	36,111.11	463,888.89
58742	Interest Income	3133ETKQ9	FFCB 4.000 06/10/2030	12/10/2025	300,000.00	48,333.33	251,666.67
58743	Interest Income	3133ETKQ9	FFCB 4.000 06/10/2030	12/10/2025	195,000.00	31,416.67	163,583.33
47409	Interest Income	3130ASGU7	FHLB 3.500 06/11/2027	12/11/2025	216,562.50	0.00	216,562.50
47410	Interest Income	3130ASGU7	FHLB 3.500 06/11/2027	12/11/2025	175,000.00	0.00	175,000.00
47411	Interest Income	3130ASGU7	FHLB 3.500 06/11/2027	12/11/2025	380,187.50	0.00	380,187.50
57937	Interest Income	3130AX4E5	FHLB 4.500 06/11/2027	12/11/2025	247,500.00	0.00	247,500.00
58033	Interest Income	3133ERGS4	FFCB 4.250 06/11/2029	12/11/2025	212,500.00	0.00	212,500.00
58034	Interest Income	3133ERGS4	FFCB 4.250 06/11/2029	12/11/2025	212,500.00	0.00	212,500.00
58035	Interest Income	3133ERGS4	FFCB 4.250 06/11/2029	12/11/2025	425,000.00	0.00	425,000.00
58036	Interest Income	3133ERGS4	FFCB 4.250 06/11/2029	12/11/2025	212,500.00	0.00	212,500.00
58037	Interest Income	3133ERGS4	FFCB 4.250 06/11/2029	12/11/2025	616,250.00	0.00	616,250.00
58066	Interest Income	3130B1EF0	FHLB 4.625 06/11/2027	12/11/2025	478,687.50	0.00	478,687.50
57657	Interest Income	3130AVWS7	FHLB 3.750 06/12/2026	12/12/2025	319,593.75	0.00	319,593.75
57665	Interest Income	3130AVWS7	FHLB 3.750 06/12/2026	12/12/2025	375,000.00	0.00	375,000.00
57671	Interest Income	3130AWAH3	FHLB 4.000 06/12/2026	12/12/2025	300,000.00	0.00	300,000.00
57672	Interest Income	3130AWAH3	FHLB 4.000 06/12/2026	12/12/2025	200,000.00	0.00	200,000.00
57701	Interest Income	3130AWLZ1	FHLB 4.750 06/12/2026	12/12/2025	1,187,500.00	0.00	1,187,500.00
58022	Interest Income	3130B1BT3	FHLB 4.875 06/12/2026	12/12/2025	328,696.88	0.00	328,696.88
58023	Interest Income	3133ERHD6	FFCB 4.875 06/12/2026	12/12/2025	780,000.00	0.00	780,000.00
58024	Interest Income	3133ERHD6	FFCB 4.875 06/12/2026	12/12/2025	487,500.00	0.00	487,500.00
58415	Interest Income	91282CKV2	T 4.625 06/15/2027	12/15/2025	1,156,250.00	0.00	1,156,250.00
58492	Interest Income	91282CMB4	T 4.000 12/15/2027	12/15/2025	1,000,000.00	0.00	1,000,000.00
58493	Interest Income	91282CMB4	T 4.000 12/15/2027	12/15/2025	1,000,000.00	0.00	1,000,000.00
58587	Interest Income	13606DHE5	CIBCNV 4.340 12/15/2025	12/15/2025	2,341,791.68	0.00	2,341,791.68
58589	Interest Income	89115DXB7	TDNY 4.340 12/15/2025	12/15/2025	1,873,433.34	0.00	1,873,433.34
58676	Interest Income	91282CKV2	T 4.625 06/15/2027	12/15/2025	1,156,250.00	0.00	1,156,250.00
58698	Interest Income	3130B6MU7	FHLB 4.590 06/15/2028	12/15/2025	1,179,375.00	0.00	1,179,375.00
58699	Interest Income	3130B6MU7	FHLB 4.590 06/15/2028	12/15/2025	589,687.50	0.00	589,687.50
58700	Interest Income	3130B6MU7	FHLB 4.590 06/15/2028	12/15/2025	589,687.50	0.00	589,687.50

Interest Received Pooled Fund

Accounting ID	Transaction Type	Cusip	Description	Date Posted	Interest Received	Purchased Interest Adjustment	Net Interest
58701	Interest Income	3130B6MU7	FHLB 4.590 06/15/2028	12/15/2025	589,687.50	0.00	589,687.50
58720	Interest Income	PPGQEWEX2	BRIDGE 4.340 12/15/2025	12/15/2025	218,873.68	0.00	218,873.68
58727	Interest Income	3130AWGS3	FHLB 4.125 06/14/2030	12/15/2025	330,000.00	16,500.00	313,500.00
58735	Interest Income	91282CKV2	T 4.625 06/15/2027	12/15/2025	1,156,250.00	145,321.04	1,010,928.96
58744	Interest Income	91282CKV2	T 4.625 06/15/2027	12/15/2025	1,156,250.00	151,639.34	1,004,610.66
58746	Interest Income	3130AWGS3	FHLB 4.125 06/14/2030	12/15/2025	258,121.88	35,850.26	222,271.62
58755	Interest Income	91282CKV2	T 4.625 06/15/2027	12/15/2025	1,156,250.00	252,732.24	903,517.76
58893	Interest Income	3130AWMP2	FHLB 4.375 06/14/2030	12/15/2025	678,125.00	587,708.33	90,416.67
58896	Interest Income	91282CNH0	T 3.875 06/15/2028	12/15/2025	968,750.00	841,700.82	127,049.18
58903	Interest Income	91282CMB4	T 4.000 12/15/2027	12/15/2025	1,000,000.00	961,748.63	38,251.37
57679	Interest Income	3133EPMU6	FFCB 4.250 06/15/2026	12/15/2025	637,500.00	0.00	637,500.00
57680	Interest Income	3133EPMU6	FFCB 4.250 06/15/2026	12/15/2025	425,000.00	0.00	425,000.00
57681	Interest Income	3133EPMV4	FFCB 4.125 06/15/2027	12/15/2025	596,887.50	0.00	596,887.50
57683	Interest Income	3133EPMU6	FFCB 4.250 06/15/2026	12/15/2025	524,875.00	0.00	524,875.00
58039	Interest Income	91282CKV2	T 4.625 06/15/2027	12/15/2025	1,156,250.00	0.00	1,156,250.00
58067	Interest Income	91282CKV2	T 4.625 06/15/2027	12/15/2025	1,156,250.00	0.00	1,156,250.00
58101	Interest Income	459058KJ1	IBRD 3.125 06/15/2027	12/15/2025	192,608.49	0.00	192,608.49
47263	Interest Income	3133ENHM5	FFCB 1.170 12/16/2025	12/16/2025	263,250.00	0.00	263,250.00
47264	Interest Income	3133ENHM5	FFCB 1.170 12/16/2025	12/16/2025	292,500.00	0.00	292,500.00
58737	Interest Income	3133ETLM7	FFCB 4.000 06/17/2030	12/17/2025	820,000.00	95,666.67	724,333.33
58738	Interest Income	3133ETLM7	FFCB 4.000 06/17/2030	12/17/2025	300,000.00	35,000.00	265,000.00
58739	Interest Income	3133ETLM7	FFCB 4.000 06/17/2030	12/17/2025	201,400.00	23,496.67	177,903.33
58745	Interest Income	3133ETLM7	FFCB 4.000 06/17/2030	12/17/2025	338,880.00	41,418.67	297,461.33
57686	Interest Income	3133EPNG6	FFCB 4.375 06/23/2026	12/23/2025	1,093,750.00	0.00	1,093,750.00
57687	Interest Income	3133EPNG6	FFCB 4.375 06/23/2026	12/23/2025	546,875.00	0.00	546,875.00
57688	Interest Income	3133EPNG6	FFCB 4.375 06/23/2026	12/23/2025	546,875.00	0.00	546,875.00
58590	Interest Income	89115DXF8	TDNY 4.340 12/29/2025	12/29/2025	2,139,258.33	0.00	2,139,258.33
47402	Interest Income	3133ENZK9	FFCB 3.240 06/28/2027	12/29/2025	451,413.00	0.00	451,413.00
57560	Interest Income	3133EN5E6	FFCB 4.000 12/29/2025	12/29/2025	300,000.00	0.00	300,000.00
57561	Interest Income	3133EN5E6	FFCB 4.000 12/29/2025	12/29/2025	500,000.00	0.00	500,000.00
57562	Interest Income	3133EN5E6	FFCB 4.000 12/29/2025	12/29/2025	400,000.00	0.00	400,000.00
58041	Interest Income	3133ERJZ5	FFCB 4.500 06/28/2027	12/29/2025	675,000.00	0.00	675,000.00
46940	Interest Income	91282CBC4	T 0.375 12/31/2025	12/31/2025	93,750.00	0.00	93,750.00
47078	Interest Income	91282CCJ8	T 0.875 06/30/2026	12/31/2025	218,750.00	0.00	218,750.00
47096	Interest Income	91282CCJ8	T 0.875 06/30/2026	12/31/2025	218,750.00	0.00	218,750.00
47099	Interest Income	91282CCJ8	T 0.875 06/30/2026	12/31/2025	218,750.00	0.00	218,750.00
47101	Interest Income	91282CCJ8	T 0.875 06/30/2026	12/31/2025	218,750.00	0.00	218,750.00
47113	Interest Income	91282CCJ8	T 0.875 06/30/2026	12/31/2025	218,750.00	0.00	218,750.00
58756	Interest Income	91282CEW7	T 3.250 06/30/2027	12/31/2025	812,500.00	110,394.02	702,105.98
47124	Interest Income	91282CCJ8	T 0.875 06/30/2026	12/31/2025	218,750.00	0.00	218,750.00
58886	Interest Income	91282CEW7	T 3.250 06/30/2027	12/31/2025	812,500.00	596,127.72	216,372.28
47165	Interest Income	91282CCJ8	T 0.875 06/30/2026	12/31/2025	218,750.00	0.00	218,750.00
58923	Interest Income	91282CKY6	T 4.625 06/30/2026	12/31/2025	2,312,500.00	2,123,980.98	188,519.02
47175	Interest Income	91282CCJ8	T 0.875 06/30/2026	12/31/2025	218,750.00	0.00	218,750.00
47275	Interest Income	91282CCJ8	T 0.875 06/30/2026	12/31/2025	218,750.00	0.00	218,750.00
47330	Interest Income	91282CDQ1	T 1.250 12/31/2026	12/31/2025	312,500.00	0.00	312,500.00
57826	Interest Income	91282CHK0	T 4.000 06/30/2028	12/31/2025	1,000,000.00	0.00	1,000,000.00
57833	Interest Income	91282CHK0	T 4.000 06/30/2028	12/31/2025	1,000,000.00	0.00	1,000,000.00
57834	Interest Income	91282CHK0	T 4.000 06/30/2028	12/31/2025	1,000,000.00	0.00	1,000,000.00
57845	Interest Income	91282CHK0	T 4.000 06/30/2028	12/31/2025	1,000,000.00	0.00	1,000,000.00
57861	Interest Income	91282CHK0	T 4.000 06/30/2028	12/31/2025	1,000,000.00	0.00	1,000,000.00
57879	Interest Income	91282CEW7	T 3.250 06/30/2027	12/31/2025	812,500.00	0.00	812,500.00
57892	Interest Income	91282CEW7	T 3.250 06/30/2027	12/31/2025	812,500.00	0.00	812,500.00
57935	Interest Income	91282CHK0	T 4.000 06/30/2028	12/31/2025	1,000,000.00	0.00	1,000,000.00
46938	Interest Income	91282CBC4	T 0.375 12/31/2025	12/31/2025	93,750.00	0.00	93,750.00
58391	Interest Income	91282CEW7	T 3.250 06/30/2027	12/31/2025	812,500.00	0.00	812,500.00
Activity Total					68,299,273.99	6,205,987.90	62,093,286.09

Money Market / Secured Bank Deposit Activity Pooled Fund

For month ended December 31, 2025

Accounting ID	Description	Activity Date	Transaction Type	Transaction Amount
09248U718	BlackRock Liquidity Funds T-Fund	12/31/2025	Interest Received	45,708.94
Activity Total				45,708.94
31607A703	Fidelity Govt Portfolio	12/02/2025	Deposit	65,000,000.00
31607A703	Fidelity Govt Portfolio	12/09/2025	Deposit	65,000,000.00
31607A703	Fidelity Govt Portfolio	12/16/2025	Withdrawal	(175,000,000.00)
31607A703	Fidelity Govt Portfolio	12/17/2025	Deposit	65,000,000.00
31607A703	Fidelity Govt Portfolio	12/18/2025	Deposit	160,000,000.00
31607A703	Fidelity Govt Portfolio	12/23/2025	Withdrawal	(130,000,000.00)
31607A703	Fidelity Govt Portfolio	12/24/2025	Withdrawal	(10,000,000.00)
31607A703	Fidelity Govt Portfolio	12/30/2025	Deposit	70,000,000.00
31607A703	Fidelity Govt Portfolio	12/31/2025	Interest Received	2,637,431.09
Activity Total				112,637,431.09
608919718	Federated Hermes Govt Obligations	12/31/2025	Interest Received	51,103.79
Activity Total				51,103.79
262006208	Dreyfus Government Cash	12/31/2025	Interest Received	47,606.15
Activity Total				47,606.15
85749T517	State Street Institutional U.S. Govt	12/01/2025	Deposit	65,000,000.00
85749T517	State Street Institutional U.S. Govt	12/04/2025	Deposit	10,000,000.00
85749T517	State Street Institutional U.S. Govt	12/08/2025	Deposit	140,000,000.00
85749T517	State Street Institutional U.S. Govt	12/15/2025	Deposit	15,000,000.00
85749T517	State Street Institutional U.S. Govt	12/19/2025	Withdrawal	(110,000,000.00)
85749T517	State Street Institutional U.S. Govt	12/26/2025	Deposit	35,000,000.00
85749T517	State Street Institutional U.S. Govt	12/29/2025	Deposit	100,000,000.00
85749T517	State Street Institutional U.S. Govt	12/31/2025	Withdrawal	(20,000,000.00)
85749T517	State Street Institutional U.S. Govt	12/31/2025	Interest Received	2,541,131.86
Activity Total				237,541,131.86
61747C319	Morgan Stanley Institutional Liquidity	12/03/2025	Deposit	110,000,000.00
61747C319	Morgan Stanley Institutional Liquidity	12/04/2025	Deposit	75,000,000.00
61747C319	Morgan Stanley Institutional Liquidity	12/05/2025	Deposit	145,000,000.00
61747C319	Morgan Stanley Institutional Liquidity	12/08/2025	Withdrawal	(70,000,000.00)
61747C319	Morgan Stanley Institutional Liquidity	12/10/2025	Withdrawal	(10,000,000.00)
61747C319	Morgan Stanley Institutional Liquidity	12/11/2025	Withdrawal	(130,000,000.00)
61747C319	Morgan Stanley Institutional Liquidity	12/12/2025	Deposit	50,000,000.00
61747C319	Morgan Stanley Institutional Liquidity	12/15/2025	Deposit	70,000,000.00
61747C319	Morgan Stanley Institutional Liquidity	12/16/2025	Withdrawal	(150,000,000.00)
61747C319	Morgan Stanley Institutional Liquidity	12/17/2025	Deposit	150,000,000.00
61747C319	Morgan Stanley Institutional Liquidity	12/19/2025	Deposit	20,000,000.00
61747C319	Morgan Stanley Institutional Liquidity	12/22/2025	Withdrawal	(105,000,000.00)
61747C319	Morgan Stanley Institutional Liquidity	12/23/2025	Deposit	20,000,000.00
61747C319	Morgan Stanley Institutional Liquidity	12/24/2025	Withdrawal	(155,000,000.00)
61747C319	Morgan Stanley Institutional Liquidity	12/31/2025	Interest Received	1,424,920.31
Activity Total				21,424,920.31
0660P0999	Bank of America TTX INV Deposit Acct	12/31/2025	Interest Received	513,239.65
Activity Total				513,239.65