

Office of the Treasurer & Tax Collector
City and County of San Francisco



José Cisneros, Treasurer

September 27, 2018

Angela Calvillo
Clerk of the Board of Supervisors
1 Dr. Carlton B. Goodlett Place
City Hall, Room 244
San Francisco, CA 94102

Re: Annual Report to the Board of Supervisors
2017 Payroll Expense Tax Exclusion – Biotechnology

Dear Ms. Calvillo:

Attached is the annual report of businesses that were approved for the Biotechnology Exclusion from the Payroll Expense Tax for the 2017 calendar year, pursuant to the provisions of the San Francisco Business and Tax Regulations Code.

Schedule A of the report summarizes for the 2017 and prior calendar years the number of businesses approved for the exclusion, the number of eligible employees, the total amount of Biotechnology Exclusion claimed, and the total Payroll Expense Tax forgone due to the exclusion. For the 2017 calendar year, seven (7) businesses were approved for the Biotechnology Exclusion, and they excluded a total of \$221,077,012 in payroll expense, which represents \$1,571,858 in forgone Payroll Expense Tax. These businesses reported a total of 596 employees that qualified for the exclusion.

The graphs attached in Schedule A summarize the Biotechnology Exclusion and Payroll Expense Tax forgone for calendar years 2009 through 2017.

If you have any questions regarding this report, please contact me at (415) 554-7601.

Sincerely,

David Augustine
Tax Collector

cc: José Cisneros, Treasurer
San Francisco Public Library

Attachment

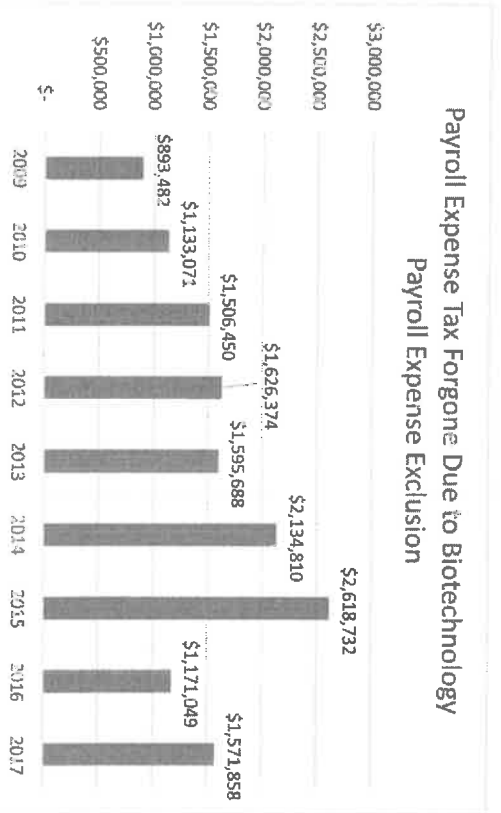
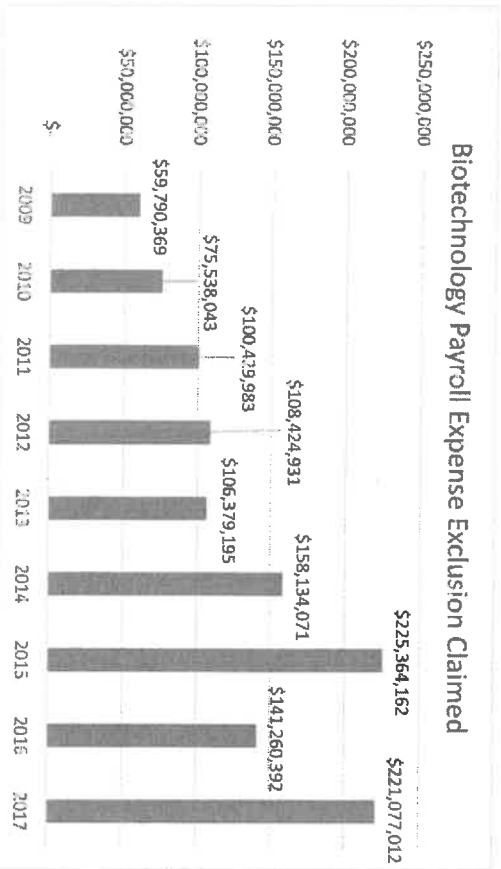
RECEIVED
BOARD OF SUPERVISORS
SAN FRANCISCO
2018 OCT -2 PM 12:56
BY UC

**TAX COLLECTOR'S ANNUAL REPORT
BIOTECHNOLOGY PAYROLL EXPENSE TAX EXCLUSION
CALENDAR YEARS 2009 THROUGH 2017**

Schedule A

Year	Number of Businesses Approved	Number of Eligible Employees	Biotechnology Payroll Expense Exclusion Claimed	Payroll Expense Tax Forgone Due to Biotechnology Payroll Expense Exclusion
2009	11	565	\$ 59,790,369	\$ 893,482
2010	25	795	\$ 75,538,043	\$ 1,133,071
2011	28	706	\$ 100,429,983	\$ 1,506,450
2012	26	855	\$ 108,424,931	\$ 1,626,374
2013	20	702	\$ 106,379,195	\$ 1,595,688
2014	11	739	\$ 158,134,071	\$ 2,134,810
2015	12	943	\$ 225,364,162	\$ 2,618,732
2016	10	866	\$ 141,260,392	\$ 1,171,049
2017	7	596	\$ 221,077,012	\$ 1,571,858
2016 to 2017 Change	(3)	(270)	\$ 79,816,620	\$ 400,809

CALENDAR YEARS 2009 THROUGH 2017



Office of the Treasurer & Tax Collector
City and County of San Francisco



José Cisneros, Treasurer

September 27, 2018

Angela Calvillo
Clerk of the Board of Supervisors
1 Dr. Carlton B. Goodlett Place
City Hall, Room 244
San Francisco, CA 94102

Re: Annual Report to the Board of Supervisors
2017 Payroll Expense Tax Exclusion – Clean Technology

Dear Ms. Calvillo:


Attached is the annual report of businesses that were approved for the Clean Technology Exclusion from the Payroll Expense Tax for the 2017 calendar year, pursuant to the provisions of the San Francisco Business and Tax Regulations Code.

Schedule A of the report summarizes for the 2017 and prior calendar years the number of businesses approved for the exclusion, the number of eligible employees, the total amount of Clean Technology Exclusion claimed, and the total Payroll Expense Tax forgone due to the exclusion. For the 2017 calendar year, seventeen (17) businesses were approved for the Clean Technology Exclusion, and they excluded a total of \$39,583,555 in payroll expense, which represents \$281,439 in forgone Payroll Expense Tax. These businesses reported a total of 343 employees that qualified for the exclusion.

The graphs attached in Schedule A summarize the Clean Technology Exclusion and Payroll Expense Tax forgone for calendar years 2009 through 2017.

If you have any questions regarding this report, please contact me at (415) 554-7601.

Sincerely,


David Augustine
Tax Collector

cc: José Cisneros, Treasurer
San Francisco Public Library

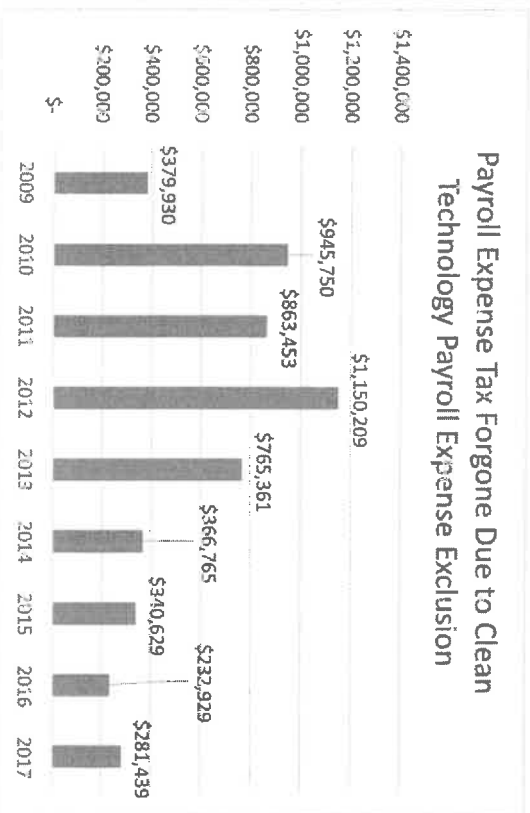
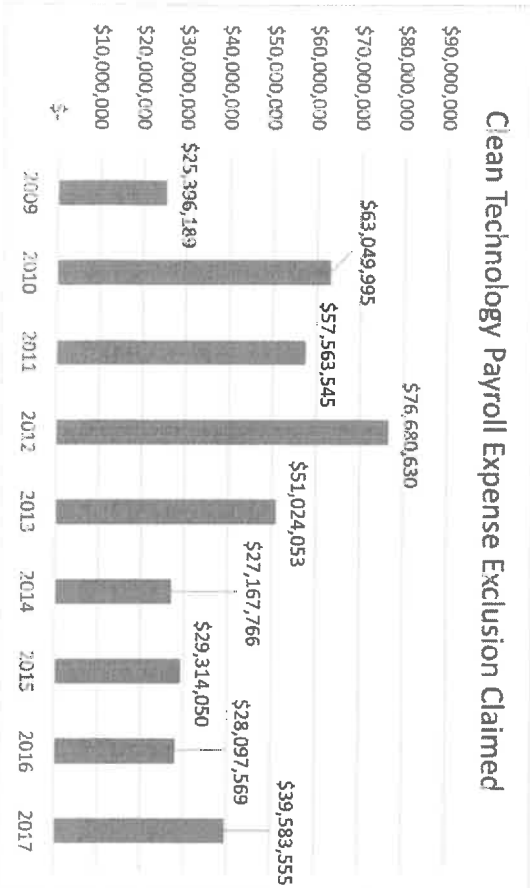
Attachment

RECEIVED
BOARD OF SUPERVISORS
SAN FRANCISCO
2018 OCT -2 PM 12:56
UC

TAX COLLECTOR'S ANNUAL REPORT
CLEAN TECHNOLOGY PAYROLL EXPENSE TAX EXCLUSION
CALENDAR YEARS 2009 THROUGH 2017
Schedule A

Year	Number of Businesses Approved	Number of Eligible Employees	Clean Technology Payroll Expense Exclusion Claimed	Payroll Expense Tax Forgone Due to Clean Technology Payroll Expense Exclusion
2009	12	288	\$ 25,396,189	\$ 379,930
2010	20	525	\$ 63,049,995	\$ 945,750
2011	22	629	\$ 57,563,545	\$ 863,453
2012	22	720	\$ 76,680,630	\$ 1,150,209
2013	18	494	\$ 51,024,053	\$ 765,361
2014	12	295	\$ 27,167,766	\$ 366,765
2015	11	234	\$ 29,314,050	\$ 340,629
2016	13	218	\$ 28,097,569	\$ 232,929
2017	17	343	\$ 39,583,555	\$ 281,439
2016 to 2017 Change	4	125	\$ 11,485,986	\$ 48,510

CALENDAR YEARS 2009 THROUGH 2017



Office of the Treasurer & Tax Collector
City and County of San Francisco



José Cisneros, Treasurer

September 27, 2018

Angela Calvillo
Clerk of the Board of Supervisors
1 Dr. Carlton B. Goodlett Place
City Hall, Room 244
San Francisco, CA 94102

Re: Annual Report to the Board of Supervisors
2017 Payroll Expense Tax Credit – Enterprise Zone

Dear Ms. Calvillo:

Attached is the annual report of businesses that were approved for the Enterprise Zone Tax Credit for the Payroll Expense Tax for the 2017 calendar year, pursuant to the provisions of the San Francisco Business and Tax Regulations Code.

Schedule A of the report summarizes for the 2017 and prior calendar years the number of businesses approved for the credit, the number of eligible employees, the total amount of the Enterprise Zone Tax Credit claimed, and the total Payroll Expense Tax forgone due to the credit. For the 2017 calendar year, ninety-two (92) businesses were approved for the Enterprise Zone Tax Credit, and they claimed a total of \$243,937 in Enterprise Zone Payroll Expense Tax Credit, which represents \$216,911 in forgone Payroll Expense Tax. These businesses reported 361 employees who qualified for this tax credit.

The graphs attached in Schedule A summarize the Enterprise Zone Tax Credits and Payroll Expense Tax forgone for calendar years 2012 through 2017.

If you have any questions regarding this report, please contact me at (415) 554-7601.

Sincerely,

A handwritten signature in black ink, appearing to read "David Augustine".

David Augustine
Tax Collector

cc: José Cisneros, Treasurer
San Francisco Public Library

Attachment

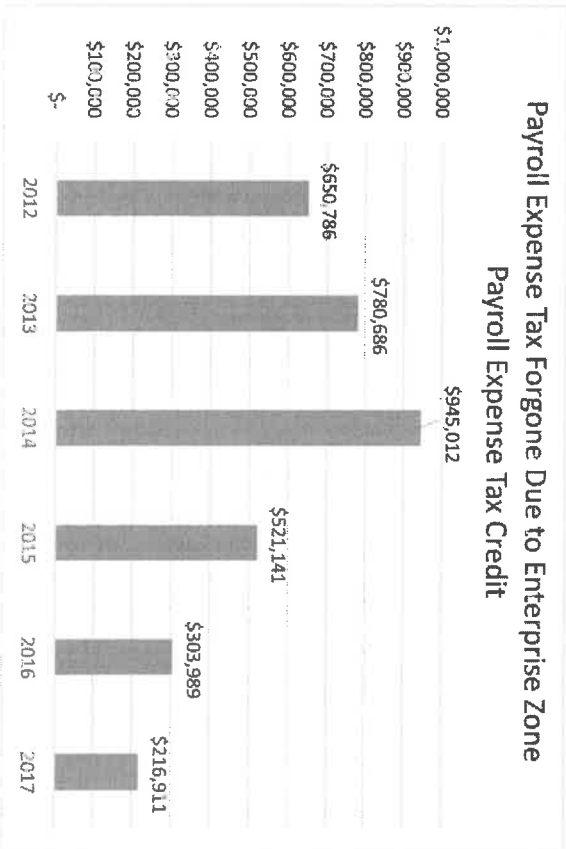
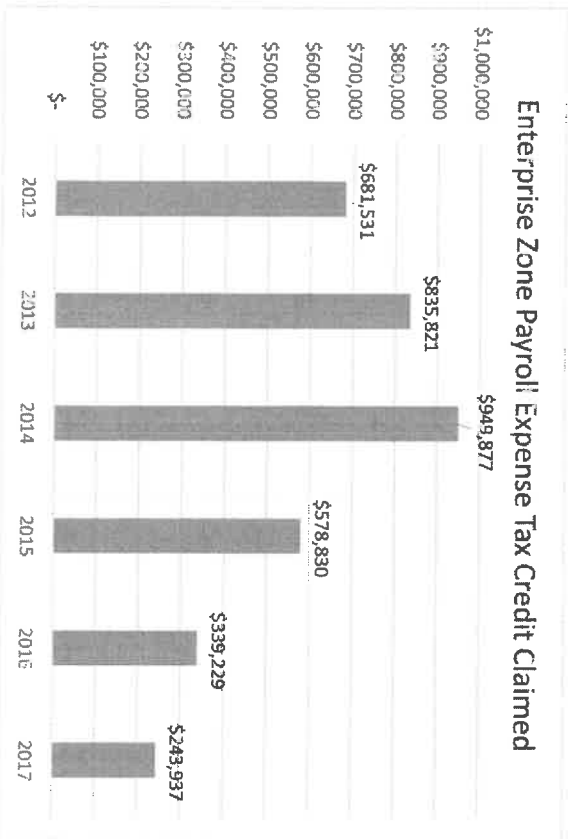
RECEIVED
BOARD OF SUPERVISORS
SAN FRANCISCO
2018 OCT -2 PM 12:56
W

**TAX COLLECTOR'S ANNUAL REPORT
ENTERPRISE ZONE PAYROLL EXPENSE TAX CREDIT
CALENDAR YEARS 2012 THROUGH 2017**

Schedule A

Year	Number of Businesses Approved	Number of Eligible Employees	Enterprise Zone Payroll Expense Tax Credit Claimed	Payroll Expense Tax Forgone Due to Enterprise Zone Payroll Expense Tax Credit
2012	162	891	\$ 681,531	\$ 650,786
2013	176	1,147	\$ 835,821	\$ 780,686
2014	206	1,366	\$ 949,877	\$ 945,012
2015	171	887	\$ 578,830	\$ 521,141
2016	145	595	\$ 339,229	\$ 303,989
2017	92	361	\$ 243,937	\$ 216,911
2016 to 2017 Change	(53)	(234)	\$ (95,292)	\$ (87,078)

CALENDAR YEARS 2012 THROUGH 2017



Office of the Treasurer & Tax Collector
City and County of San Francisco



José Cisneros, Treasurer

September 27, 2018

Angela Calvillo
Clerk of the Board of Supervisors
1 Dr. Carlton B. Goodlett Place
City Hall, Room 244
San Francisco, CA 94102

Re: Annual Report to the Board of Supervisors
2017 Payroll Expense Tax Exclusion – Stock-Based Compensation

Dear Ms. Calvillo:

Attached is the annual report of businesses that were approved for the Stock-Based Compensation Exclusion from the Payroll Expense Tax for the 2017 calendar year, pursuant to the provisions of the San Francisco Business and Tax Regulations Code.

Schedule A of the report summarizes for the 2017 and prior calendar years the number of businesses approved for the exclusion, the number of eligible employees, the total amount of Stock-Based Compensation Exclusion claimed, and the total Payroll Expense Tax forgone due to the exclusion. For the 2017 calendar year, one (1) business was approved for the Stock-Based Compensation Exclusion and excluded a total of \$255,554,171 in payroll expense, which represents \$1,816,990 in forgone Payroll Expense Tax. This business reported a total of 2,183 employees that qualified for the exclusion.

The graphs attached in Schedule A summarize the Stock-Based Compensation Exclusion and Payroll Expense Tax forgone for calendar years 2011 through 2017.

If you have any questions regarding this report, please contact me at (415) 554-7601.

Sincerely,

A handwritten signature in black ink, appearing to read "David Augustine".

David Augustine
Tax Collector

cc: José Cisneros, Treasurer
San Francisco Public Library

Attachment

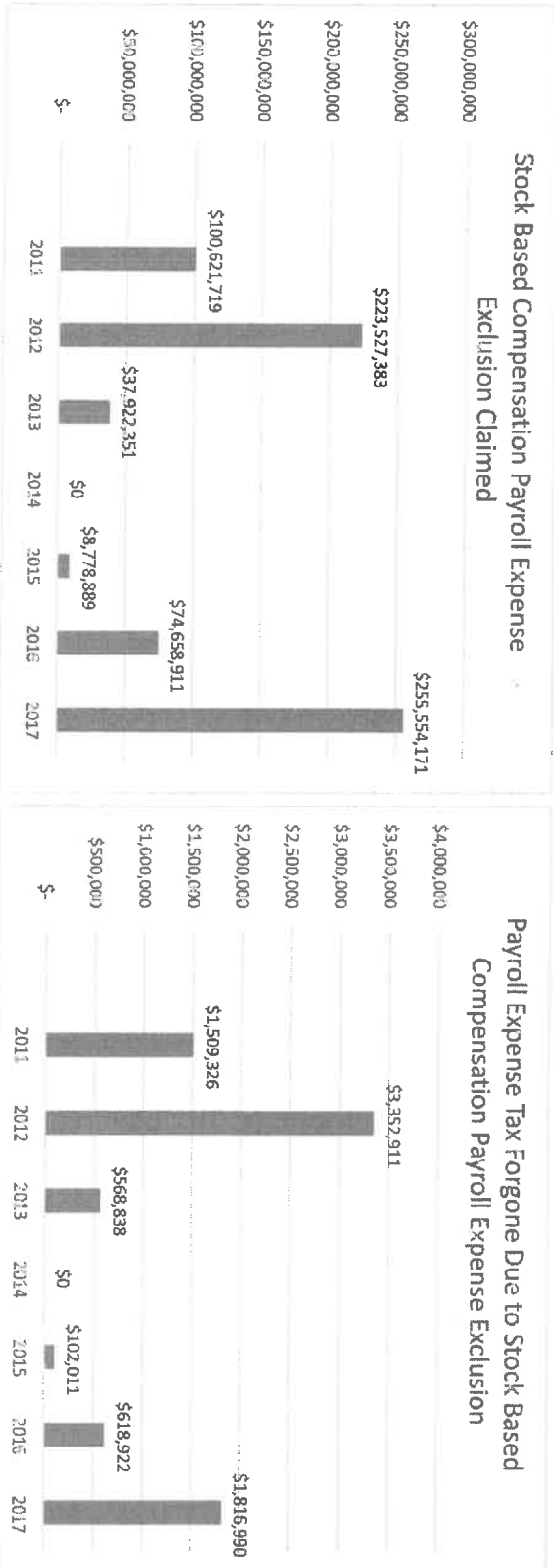
RECEIVED
BOARD OF SUPERVISORS
SAN FRANCISCO
2018 OCT -2 PM 12:56

TAX COLLECTOR'S ANNUAL REPORT
STOCK BASED COMPENSATION PAYROLL EXPENSE TAX EXCLUSION
CALENDAR YEARS 2011 THROUGH 2017

Schedule A

Year	Number of Businesses Approved	Number of Eligible Employees	Stock Based Compensation Payroll Expense Exclusion	Payroll Expense Tax Forgone Due to Stock Based Compensation Payroll Expense Exclusion
2011	1	1,975	\$ 100,621,719	\$ 1,509,326
2012	2	2,134	\$ 223,527,383	\$ 3,352,911
2013	1	1,336	\$ 37,922,351	\$ 568,838
2014	0	0	\$ 0	\$ 0
2015	1	849	\$ 8,778,889	\$ 102,011
2016	1	1,348	\$ 74,658,911	\$ 618,922
2017	1	2,183	\$ 255,554,171	\$ 1,816,990
2016 to 2017 Change	0	835	\$ 180,895,260	\$ 1,198,068

FOR CALENDAR YEARS 2011 THROUGH 2017



Office of the Treasurer & Tax Collector
City and County of San Francisco



José Cisneros, Treasurer

September 27, 2018

Angela Calvillo
Clerk of the Board of Supervisors
1 Dr. Carlton B. Goodlett Place
City Hall, Room 244
San Francisco, CA 94102

Re: Annual Report to the Board of Supervisors
2017 Payroll Expense Tax Exclusion – Central Market Street & Tenderloin Area

Dear Ms. Calvillo:

Attached is the annual report of businesses that were approved for the Central Market Street & Tenderloin Area Exclusion from the Payroll Expense Tax for the 2017 calendar year, pursuant to the provisions of the San Francisco Business and Tax Regulations Code.

Schedule A of the report summarizes for the 2017 and prior calendar years the number of businesses approved for the exclusion, the number of eligible employees, the total amount of the Central Market Street & Tenderloin Area Exclusion claimed, and the total Payroll Expense Tax forgone due to the exclusion. For the 2017 calendar year, nine (9) businesses were approved for the Central Market Street & Tenderloin Area Exclusion, and they excluded a total of \$793,487,443 in payroll expense, which represents \$5,641,696 in forgone Payroll Expense Tax. These businesses reported a total of 3,743 employees that qualified for the exclusion.

The graphs attached in Schedule A summarize the Central Market Street & Tenderloin Area Exclusion and Payroll Expense Tax forgone for calendar years 2011 through 2017.

If you have any questions regarding this report, please contact me at (415) 554-7601.

Sincerely,

A handwritten signature in black ink, appearing to read "David Augustine".

David Augustine
Tax Collector

cc: José Cisneros, Treasurer
San Francisco Public Library

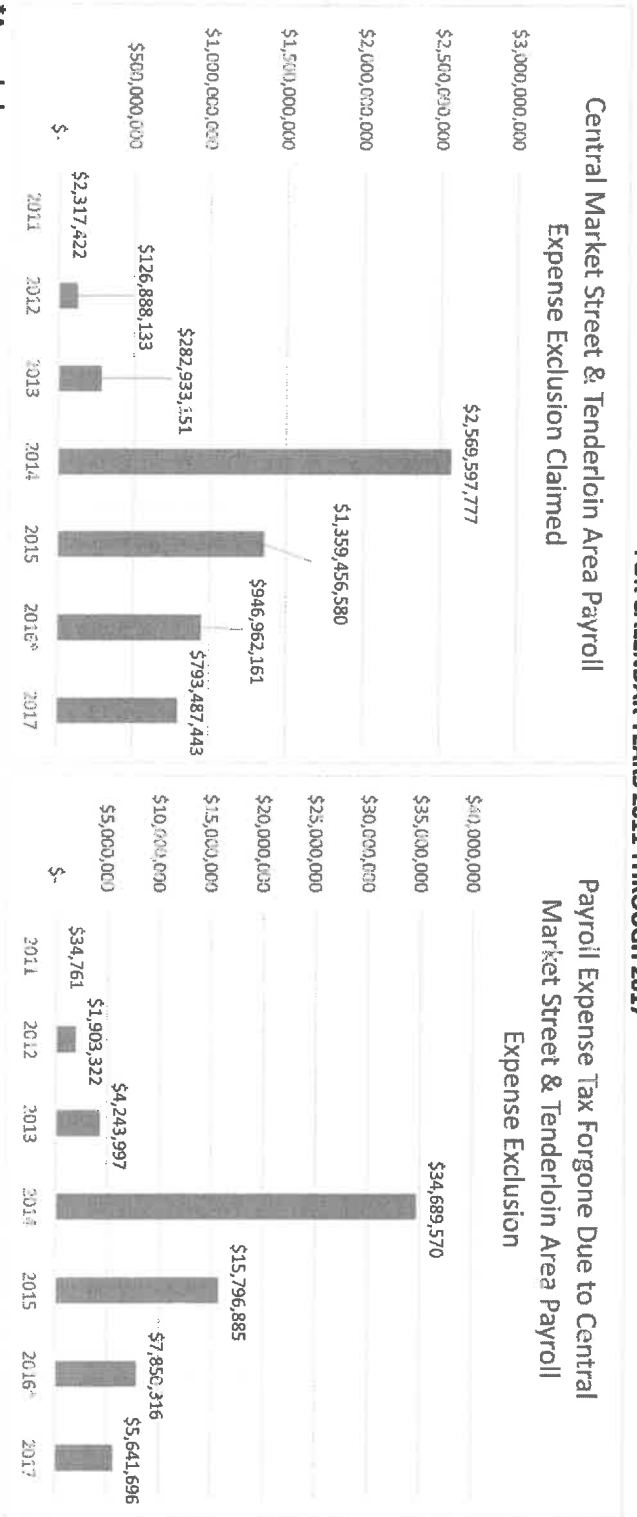
Attachment

RECEIVED
BOARD OF SUPERVISORS
SAN FRANCISCO
2018 OCT -2 PM 12:56
W

TAX COLLECTOR'S ANNUAL REPORT
CENTRAL MARKET STREET & TENDERLOIN AREA PAYROLL EXPENSE TAX EXCLUSION
CALENDAR YEARS 2011 THROUGH 2017
Schedule A

Year	Number of Businesses Approved	Number of Eligible Employees	Central Market Street & Tenderloin Area Payroll Expense Exclusion Claimed	Payroll Expense Tax Forgone Due to Central Market Street & Tenderloin Area Payroll Expense Exclusion
2011	2	131	\$ 2,317,422	\$ 34,761
2012	14	1,810	\$ 126,888,133	\$ 1,903,322
2013	11	2,722	\$ 282,933,151	\$ 4,243,997
2014	8	3,553	\$ 2,569,597,777	\$ 34,689,570
2015	8	3,878	\$ 1,359,456,580	\$ 15,796,885
2016*	11	4,359	\$ 946,962,161	\$ 7,850,316
2017	9	3,743	\$ 793,487,443	\$ 5,641,696
2016 to 2017 Change	(2)	(616)	\$ (153,474,718)	\$ (2,208,620)

FOR CALENDAR YEARS 2011 THROUGH 2017



* Amended

Office of the Treasurer & Tax Collector
City and County of San Francisco



José Cisneros, Treasurer

September 27, 2018

Angela Calvillo
Clerk of the Board of Supervisors
1 Dr. Carlton B Goodlett Place
City Hall, Room 244
San Francisco, CA 94102

Re: Annual Report to the Board of Supervisors
2017 Special School Parking Event Permit Annual Report

Dear Ms. Calvillo:

Attached is the annual report of parking revenue information related to the Special School Parking Event Permits for the 2017 calendar year, pursuant to Section 608 of the San Francisco Business and Tax Regulations Code.

Schedule A of the report summarizes for the 2017 and prior calendar years the number of Special School Parking Event permits issued, the dollar value of the parking gross revenues, and the parking tax revenue foregone. For the 2017 calendar year, eleven (11) permits were issued, resulting in \$41,090 of parking gross revenues and \$8,218 of forgone parking tax revenue.

The graphs attached in Schedule A summarize the Parking gross revenue and Parking Tax revenue forgone related to the Special School Parking Event Permits for calendar years 2013 through 2017.

If you have any questions regarding this report, please contact me at (415) 554-7601.

Sincerely,

David Augustine
Tax Collector

cc: José Cisneros
San Francisco Public Library

Attachment

RECEIVED
BOARD OF SUPERVISORS
SAN FRANCISCO
2018 OCT -2 PM 12:56
W

**TAX COLLECTOR'S ANNUAL REPORT
SPECIAL SCHOOL PARKING EVENT PERMITS
FOR CALENDAR YEARS 2013 THROUGH 2017**

Schedule A

Year	Number of Permits Issued	Total Parking Gross Revenue	Parking Tax Revenue Forgone
2013	25	\$ 88,661	\$ 17,732
2014	12	\$ 24,777	\$ 4,955
2015	15	\$ 52,020	\$ 10,404
2016	13	\$ 59,976	\$ 11,995
2017	11	\$ 41,090	\$ 8,218
2016 to 2017 Change	(2)	\$ (18,886)	\$ (3,777)

FOR CALENDAR YEARS 2013 THROUGH 2017

