

Office of the Treasurer & Tax Collector
City and County of San Francisco



José Cisneros, Treasurer

August 29, 2019

Angela Calvillo -
Clerk of the Board of Supervisors
1 Dr. Carlton B. Goodlett Place
City Hall, Room 244
San Francisco, CA 94102

Re: Annual Report to the Board of Supervisors
2018 Payroll Expense Tax Exclusion – Biotechnology

Dear Ms. Calvillo:

Attached is the annual report of businesses that were approved for the Biotechnology Exclusion from the Payroll Expense Tax for the 2018 calendar year, pursuant to the provisions of the San Francisco Business and Tax Regulations Code.

Schedule A of the report summarizes for the 2018 and prior calendar years the number of businesses approved for the exclusion, the number of eligible employees, the total amount of Biotechnology Exclusion claimed, and the total Payroll Expense Tax forgone due to the exclusion. For the 2018 calendar year, nine (9) businesses were approved for the Biotechnology Exclusion, and they excluded a total of \$322,721,836 in payroll expense, which represents \$1,226,343 in forgone Payroll Expense Tax. These businesses reported a total of 684 employees that qualified for the exclusion.

The graphs attached in Schedule A summarize the Biotechnology Exclusion and Payroll Expense Tax forgone for calendar years 2009 through 2018.

If you have any questions regarding this report, please contact me at (415) 554-7601.

Sincerely,

David Augustine
Tax Collector

cc: José Cisneros, Treasurer
San Francisco Public Library

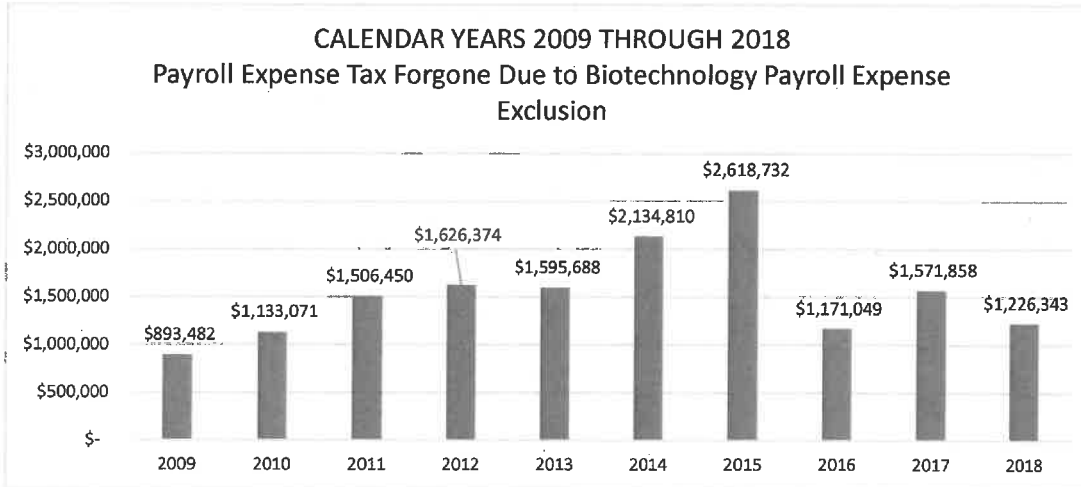
Attachment

2019 AUG 29 AM 11:14
JAS
BOARD OF SUPERVISORS
SAN FRANCISCO

**TAX COLLECTOR'S ANNUAL REPORT
BIOTECHNOLOGY PAYROLL EXPENSE TAX EXCLUSION
CALENDAR YEARS 2009 THROUGH 2018**

Schedule A

Year	Number of Businesses Approved	Number of Eligible Employees	Biotechnology Payroll Expense Exclusion Claimed	Payroll Expense Tax Forgone Due to Biotechnology Payroll Expense Exclusion
2009	11	565	\$ 59,790,369	\$ 893,482
2010	25	795	\$ 75,538,043	\$ 1,133,071
2011	28	706	\$ 100,429,983	\$ 1,506,450
2012	26	855	\$ 108,424,931	\$ 1,626,374
2013	20	702	\$ 106,379,195	\$ 1,595,688
2014	11	739	\$ 158,134,071	\$ 2,134,810
2015	12	943	\$ 225,364,162	\$ 2,618,732
2016	10	866	\$ 141,260,392	\$ 1,171,049
2017	7	596	\$ 221,077,012	\$ 1,571,858
2018	9	684	\$ 322,721,836	\$ 1,226,343
2017 to 2018 Change	2	88	\$ 101,644,824	\$ (345,515)



Office of the Treasurer & Tax Collector
City and County of San Francisco



José Cisneros, Treasurer

August 29, 2019

Angela Calvillo
Clerk of the Board of Supervisors
1 Dr. Carlton B. Goodlett Place
City Hall, Room 244
San Francisco, CA 94102

Re: Annual Report to the Board of Supervisors
2018 Payroll Expense Tax Exclusion – Clean Technology

Dear Ms. Calvillo:

Attached is the annual report of businesses that were approved for the Clean Technology Exclusion from the Payroll Expense Tax for the 2018 calendar year, pursuant to the provisions of the San Francisco Business and Tax Regulations Code.

Schedule A of the report summarizes for the 2018 and prior calendar years the number of businesses approved for the exclusion, the number of eligible employees, the total amount of Clean Technology Exclusion claimed, and the total Payroll Expense Tax forgone due to the exclusion. For the 2018 calendar year, twenty-two (22) businesses were approved for the Clean Technology Exclusion, and they excluded a total of \$54,289,773 in payroll expense, which represents \$206,301 in forgone Payroll Expense Tax. These businesses reported a total of 469 employees that qualified for the exclusion.

The graphs attached in Schedule A summarize the Clean Technology Exclusion and Payroll Expense Tax forgone for calendar years 2009 through 2018.

If you have any questions regarding this report, please contact me at (415) 554-7601.

Sincerely,

A handwritten signature in black ink, appearing to read "David Augustine".

David Augustine
Tax Collector

cc: José Cisneros, Treasurer
San Francisco Public Library

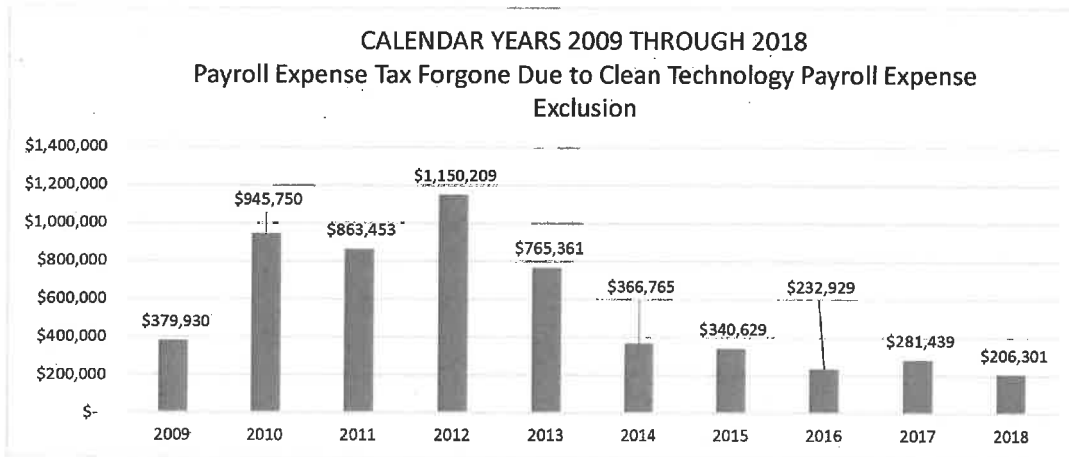
Attachment

2019 AUG 29 AM 11:14
JAC

BOARD OF SUPERVISORS
SAN FRANCISCO, CA 94102

**TAX COLLECTOR'S ANNUAL REPORT
 CLEAN TECHNOLOGY PAYROLL EXPENSE TAX EXCLUSION
 CALENDAR YEARS 2009 THROUGH 2018
 Schedule A**

Year	Number of Businesses Approved	Number of Eligible Employees	Clean Technology Payroll Expense Exclusion Claimed	Payroll Expense Tax Forgone Due to Clean Technology Payroll Expense Exclusion
2009	12	288	\$ 25,396,189	\$ 379,930
2010	20	525	\$ 63,049,995	\$ 945,750
2011	22	629	\$ 57,563,545	\$ 863,453
2012	22	720	\$ 76,680,630	\$ 1,150,209
2013	18	494	\$ 51,024,053	\$ 765,361
2014	12	295	\$ 27,167,766	\$ 366,765
2015	11	234	\$ 29,314,050	\$ 340,629
2016	13	218	\$ 28,097,569	\$ 232,929
2017	17	343	\$ 39,583,555	\$ 281,439
2018	22	469	\$ 54,289,773	\$ 206,301
2017 to 2018 Change	5	126	\$ 14,706,218	\$ (75,138)



Office of the Treasurer & Tax Collector
City and County of San Francisco



José Cisneros, Treasurer

August 29, 2019

Angela Calvillo
Clerk of the Board of Supervisors
1 Dr. Carlton B. Goodlett Place
City Hall, Room 244
San Francisco, CA 94102

Re: Annual Report to the Board of Supervisors
2018 Payroll Expense Tax Exclusion – Central Market Street & Tenderloin Area

Dear Ms. Calvillo:

Attached is the annual report of businesses that were approved for the Central Market Street & Tenderloin Area Exclusion from the Payroll Expense Tax for the 2018 calendar year, pursuant to the provisions of the San Francisco Business and Tax Regulations Code.

Schedule A of the report summarizes for the 2018 and prior calendar years the number of businesses approved for the exclusion, the number of eligible employees, the total amount of the Central Market Street & Tenderloin Area Exclusion claimed, and the total Payroll Expense Tax forgone due to the exclusion. For the 2018 calendar year, six (6) businesses were approved for the Central Market Street & Tenderloin Area Exclusion, and they excluded a total of \$22,800,748 in payroll expense, which represents \$86,643 in forgone Payroll Expense Tax. These businesses reported a total of 544 employees that qualified for the exclusion.

The graphs attached in Schedule A summarize the Central Market Street & Tenderloin Area Exclusion and Payroll Expense Tax forgone for calendar years 2011 through 2018.

If you have any questions regarding this report, please contact me at (415) 554-7601.

Sincerely,

David Augustine
Tax Collector

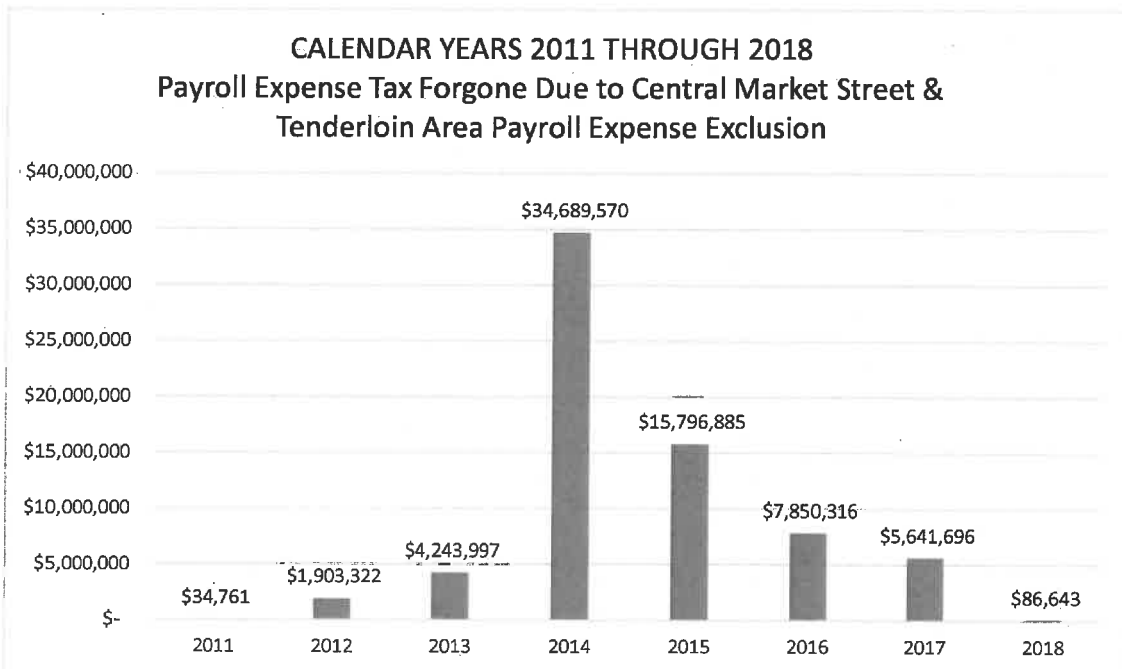
cc: José Cisneros, Treasurer
San Francisco Public Library

Attachment

BOA
2019 AUG 29 AM 11:15
S. F. PUBLIC LIBRARY

**TAX COLLECTOR'S ANNUAL REPORT
CENTRAL MARKET STREET & TENDERLOIN AREA PAYROLL EXPENSE TAX EXCLUSION
CALENDAR YEARS 2011 THROUGH 2018
Schedule A**

Year	Number of Businesses Approved	Number of Eligible Employees	Central Market Street & Tenderloin Area Payroll Expense Exclusion Claimed	Payroll Expense Tax Forgone Due to Central Market Street & Tenderloin Area Payroll Expense Exclusion
2011	2	131	\$ 2,317,422	\$ 34,761
2012	14	1,810	\$ 126,888,133	\$ 1,903,322
2013	11	2,722	\$ 282,933,151	\$ 4,243,997
2014	8	3,553	\$ 2,569,597,777	\$ 34,689,570
2015	8	3,878	\$ 1,359,456,580	\$ 15,796,885
2016	11	4,359	\$ 946,962,161	\$ 7,850,316
2017	9	3,743	\$ 793,487,443	\$ 5,641,696
2018	6	544	\$ 22,800,748	\$ 86,643
2017 to 2018 Change	(3)	(3,199)	\$ (770,686,695)	\$ (5,555,053)



Office of the Treasurer & Tax Collector
City and County of San Francisco



José Cisneros, Treasurer

August 29, 2019

Angela Calvillo
Clerk of the Board of Supervisors
1 Dr. Carlton B. Goodlett Place
City Hall, Room 244
San Francisco, CA 94102

Re: Annual Report to the Board of Supervisors
2018 Payroll Expense Tax Credit – Enterprise Zone

Dear Ms. Calvillo:

Attached is the annual report of businesses that were approved for the Enterprise Zone Tax Credit for the Payroll Expense Tax for the 2018 calendar year, pursuant to the provisions of the San Francisco Business and Tax Regulations Code.

Schedule A of the report summarizes for the 2018 and prior calendar years the number of businesses approved for the credit, the number of eligible employees, the total amount of the Enterprise Zone Tax Credit claimed, and the total Payroll Expense Tax forgone due to the credit. For the 2018 calendar year, forty-six (46) businesses were approved for the Enterprise Zone Tax Credit, and they claimed a total of \$146,638 in Enterprise Zone Payroll Expense Tax Credit, which represents \$146,293 in forgone Payroll Expense Tax. These businesses reported 174 employees who qualified for this tax credit.

The graphs attached in Schedule A summarize the Enterprise Zone Tax Credits and Payroll Expense Tax forgone for calendar years 2012 through 2018.

If you have any questions regarding this report, please contact me at (415) 554-7601.

Sincerely,

David Augustine
Tax Collector

cc: José Cisneros, Treasurer
San Francisco Public Library

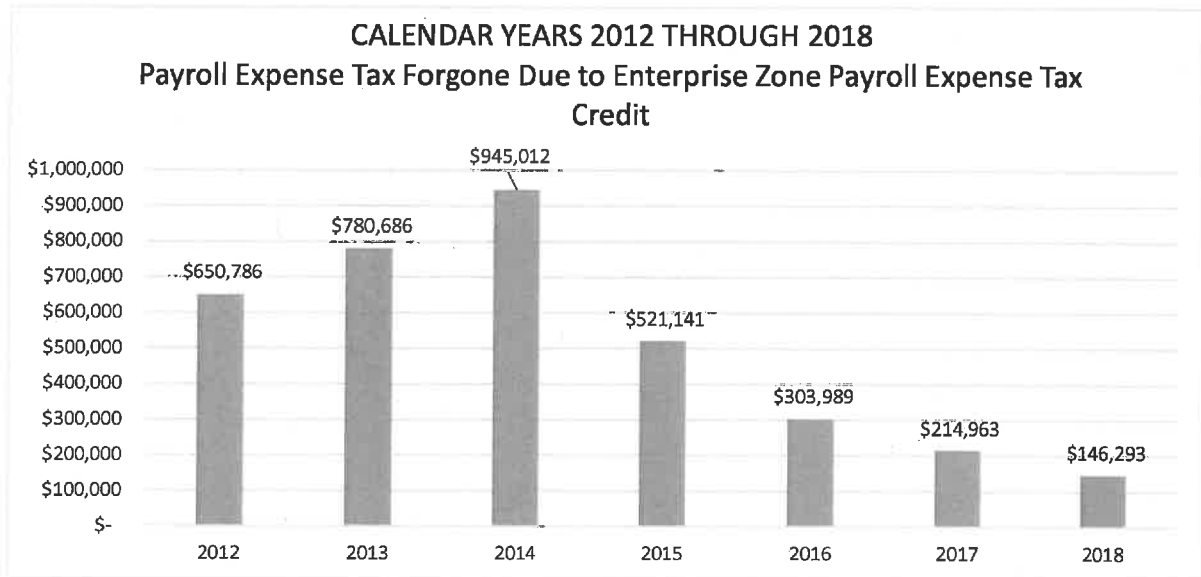
Attachment

2019 AUG 29 AM 11:15
DA
BOARD OF SUPERVISORS
SAN FRANCISCO

**TAX COLLECTOR'S ANNUAL REPORT
ENTERPRISE ZONE PAYROLL EXPENSE TAX CREDIT
CALENDAR YEARS 2012 THROUGH 2018**

Schedule A

Year	Number of Businesses Approved	Number of Eligible Employees	Enterprise Zone Payroll Expense Tax Credit Claimed	Payroll Expense Tax Forgone Due to Enterprise Zone Payroll Expense Tax Credit
2012	162	891	\$ 681,531	\$ 650,786
2013	176	1,147	\$ 835,821	\$ 780,686
2014	206	1,366	\$ 949,877	\$ 945,012
2015	171	887	\$ 578,830	\$ 521,141
2016	145	595	\$ 339,229	\$ 303,989
2017*	91	356	\$ 242,163	\$ 214,963
2018	46	174	\$ 146,638	\$ 146,293
2017 to 2018 Change	(45)	(182)	\$ (95,525)	\$ (68,670)



***Amended**

Office of the Treasurer & Tax Collector
City and County of San Francisco



José Cisneros, Treasurer

August 29, 2019

Angela Calvillo
Clerk of the Board of Supervisors
1 Dr. Carlton B Goodlett Place
City Hall, Room 244
San Francisco, CA 94102

Re: Annual Report to the Board of Supervisors
2018 Special School Parking Event Permit Annual Report

Dear Ms. Calvillo:

Attached is the annual report of parking revenue information related to the Special School Parking Event Permits for the 2018 calendar year, pursuant to Section 608 of the San Francisco Business and Tax Regulations Code.

Schedule A of the report summarizes for the 2018 and prior calendar years the number of Special School Parking Event permits issued, the dollar value of the parking gross revenues, and the parking tax revenue foregone. For the 2018 calendar year, twenty (20) permits were issued, resulting in \$69,015 of parking gross revenues and \$13,803 of forgone parking tax revenue.

The graphs attached in Schedule A summarize the Parking gross revenue and Parking Tax revenue foregone related to the Special School Parking Event Permits for calendar years 2013 through 2018.

If you have any questions regarding this report, please contact me at (415) 554-7601.

Sincerely,

A handwritten signature in black ink, appearing to read "David Augustine".

David Augustine
Tax Collector

cc: José Cisneros
San Francisco Public Library

Attachment

2019 AUG 29 AM 11:19
BOARD OF SUPERVISORS
SAN FRANCISCO, CA 94102

**TAX COLLECTOR'S ANNUAL REPORT
SPECIAL SCHOOL PARKING EVENT PERMITS
FOR CALENDAR YEARS 2013 THROUGH 2018**

Schedule A

Year	Number of Permits Issued	Total Parking Gross Revenue	Parking Tax Revenue Forgone
2013	25	\$ 88,661	\$ 17,732
2014	12	\$ 24,777	\$ 4,955
2015	15	\$ 52,020	\$ 10,404
2016	13	\$ 59,976	\$ 11,995
2017	11	\$ 41,090	\$ 8,218
2018	20	\$ 69,015	\$ 13,803
2017 to 2018 Change	9	\$ 27,925	\$ 5,585

