

**Office of the Treasurer & Tax Collector
City and County of San Francisco**



José Cisneros, Treasurer

Tajel Shah, Chief Assistant Treasurer
Robert L. Shaw, CFA, Chief Investment Officer

Investment Report for the month of June 2021

July 15, 2021

**The Honorable London N. Breed
Mayor of San Francisco
City Hall, Room 200
1 Dr. Carlton B. Goodlett Place
San Francisco, CA 94102-4638**

**The Honorable Board of Supervisors
City and County of San Francisco
City Hall, Room 244
1 Dr. Carlton B. Goodlett Place
San Francisco, CA 94102-4638**

Colleagues,

In accordance with the provisions of California State Government Code, Section 53646, we forward this report detailing the City's pooled fund portfolio as of June 30, 2021. These investments provide sufficient liquidity to meet expenditure requirements for the next six months and are in compliance with our statement of investment policy and California Code.

This correspondence and its attachments show the investment activity for the month of June 2021 for the portfolios under the Treasurer's management. All pricing and valuation data is obtained from Interactive Data Corporation.

CCSF Pooled Fund Investment Earnings Statistics *

<i>(in \$ million)</i>	Current Month		Prior Month	
	<u>Fiscal YTD</u>	<u>June 2021</u>	<u>Fiscal YTD</u>	<u>May 2021</u>
Average Daily Balance	\$ 12,215	\$ 13,619	\$ 12,089	\$ 13,914
Net Earnings	83.52	5.24	78.28	5.50
Earned Income Yield	0.68%	0.47%	0.71%	0.47%

CCSF Pooled Fund Statistics *

<i>(in \$ million)</i>	% of Portfolio	Book Value	Market Value	Wtd. Avg. Coupon	Wtd. Avg. YTM	WAM
Investment Type						
U.S. Treasuries	42.85%	\$ 5,427.8	\$ 5,421.2	0.72%	0.36%	520
Federal Agencies	29.36%	3,698.3	3,715.1	0.89%	0.87%	476
Public Time Deposits	0.32%	40.0	40.0	0.09%	0.09%	124
Negotiable CDs	15.06%	1,905.0	1,905.9	0.18%	0.18%	184
Money Market Funds	8.72%	1,103.0	1,103.0	0.02%	0.02%	1
Supranationals	3.69%	467.4	467.1	0.35%	0.59%	445
Totals	100.0%	\$ 12,641.5	\$ 12,652.3	0.63%	0.46%	407

In the remainder of this report, we provide additional information and analytics at the security-level and portfolio-level, as recommended by the California Debt and Investment Advisory Commission.

Respectfully,

**José Cisneros
Treasurer**

cc: Treasury Oversight Committee: Aimee Brown, Kevin Kone, Brenda Kwee McNulty, Eric Sandler, Meghan Wallace
Ben Rosenfield - Controller, Office of the Controller
Mark de la Rosa - Acting Audits Director, Office of the Controller
Mayor's Office of Public Policy and Finance
San Francisco County Transportation Authority
San Francisco Public Library
San Francisco Health Service System

Portfolio Summary

Pooled Fund

As of June 30, 2021

<i>(in \$ million)</i>							
Security Type	Par Value	Book Value	Market Value	Market/Book Price	Current % Allocation	Max. Policy Allocation	Compliant?
U.S. Treasuries	\$ 5,398.9	\$ 5,427.8	\$ 5,421.2	99.88	42.85%	100%	Yes
Federal Agencies	3,695.5	3,698.3	3,715.1	100.46	29.36%	100%	Yes
State & Local Government							
Agency Obligations	-	-	-	-	0.00%	20%	Yes
Public Time Deposits	40.0	40.0	40.0	100.00	0.32%	100%	Yes
Negotiable CDs	1,905.0	1,905.0	1,905.9	100.05	15.06%	30%	Yes
Bankers Acceptances	-	-	-	-	0.00%	40%	Yes
Commercial Paper	-	-	-	-	0.00%	25%	Yes
Medium Term Notes	-	-	-	-	0.00%	30%	Yes
Repurchase Agreements	-	-	-	-	0.00%	10%	Yes
Reverse Repurchase/ Securities Lending Agreements	-	-	-	-	0.00%	\$75mm	Yes
Money Market Funds - Government	1,103.0	1,103.0	1,103.0	100.00	8.72%	20%	Yes
LAIF	-	-	-	-	0.00%	\$50mm	Yes
Supranationals	462.1	467.4	467.1	99.93	3.69%	30%	Yes
TOTAL	\$ 12,604.5	\$ 12,641.5	\$ 12,652.3	100.09	100.00%	-	Yes

The City and County of San Francisco uses the following methodology to determine compliance: Compliance is pre-trade and calculated on a par value basis of the overall portfolio value. Cash balances are included in the City's compliance calculations.

Please note the information in this report does not include cash balances. Due to fluctuations in the market value of the securities held in the Pooled Fund and changes in the City's cash position, the allocation limits may be exceeded on a post-trade compliance basis. In these instances, no compliance violation has occurred, as the policy limits were not exceeded prior to trade execution. The full Investment Policy can be found at <https://sftreasurer.org/banking-investments/investments>

Totals may not add due to rounding.

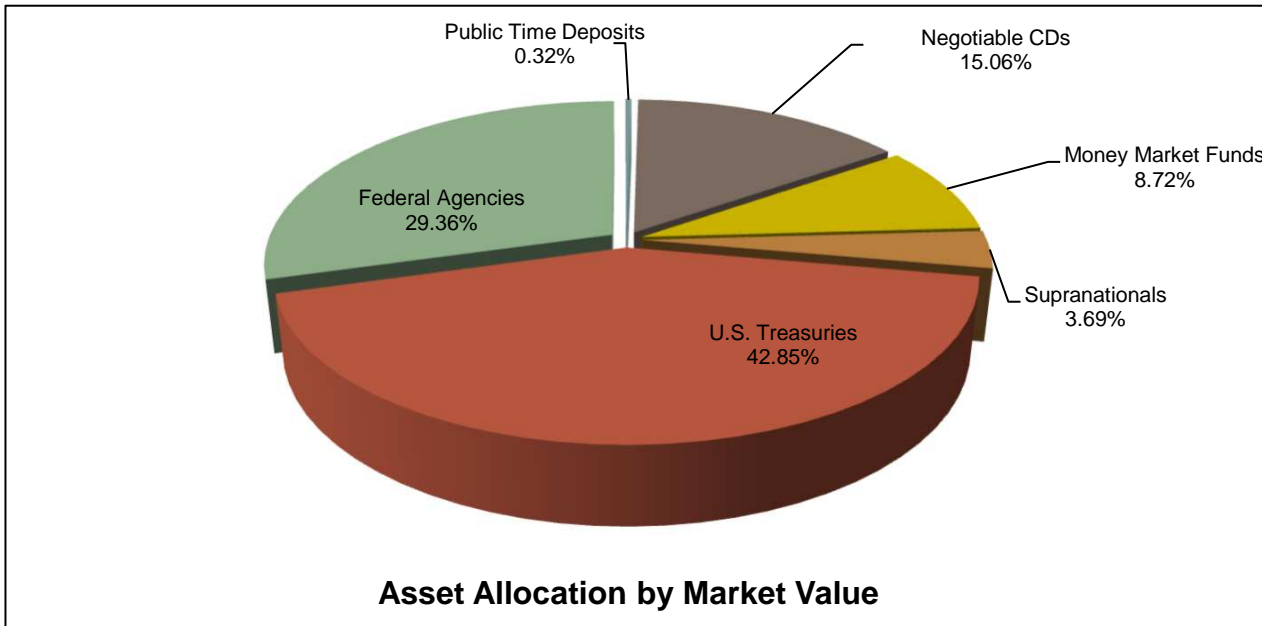
City and County of San Francisco

Pooled Fund Portfolio Statistics

For the month ended June 30, 2021

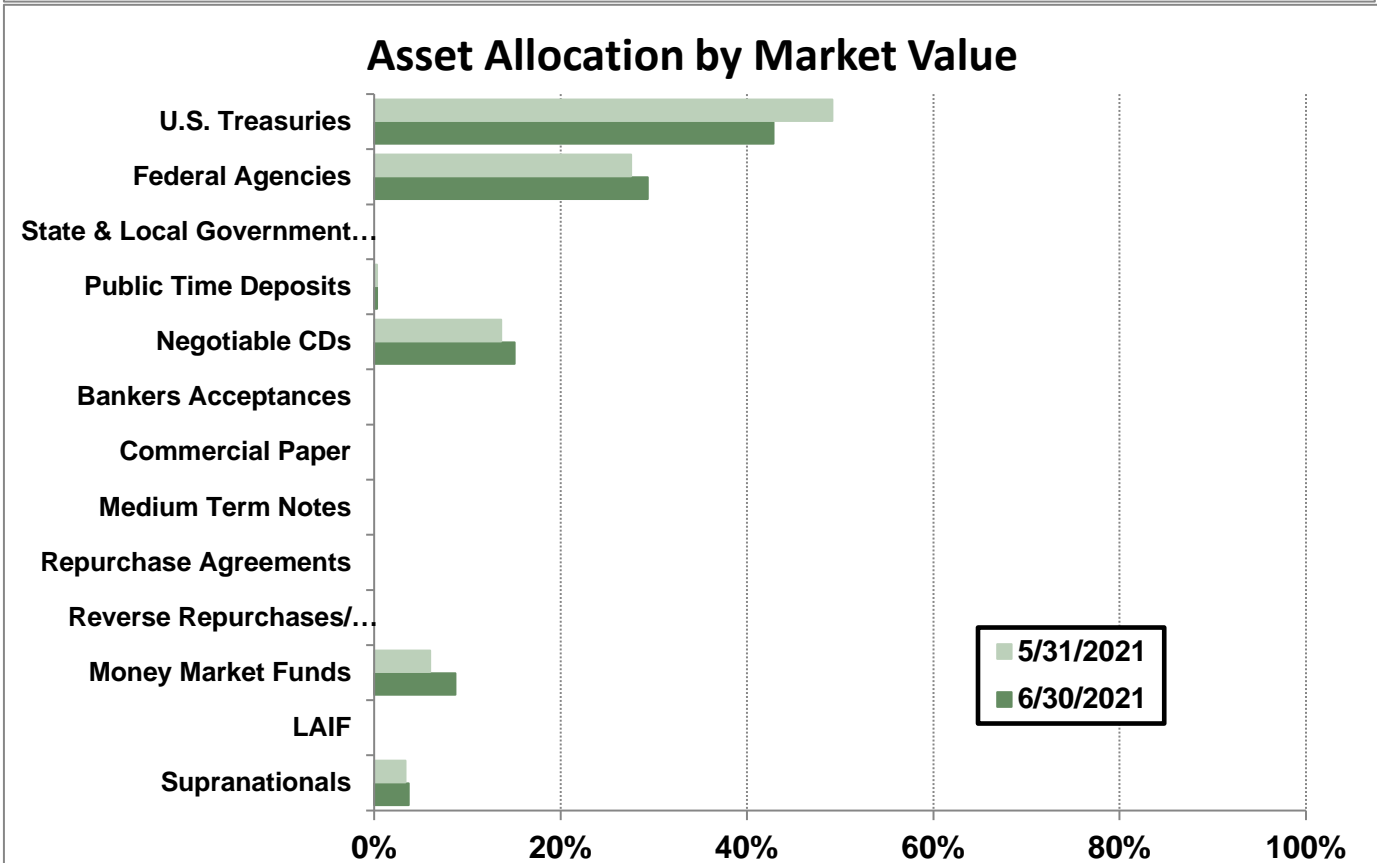
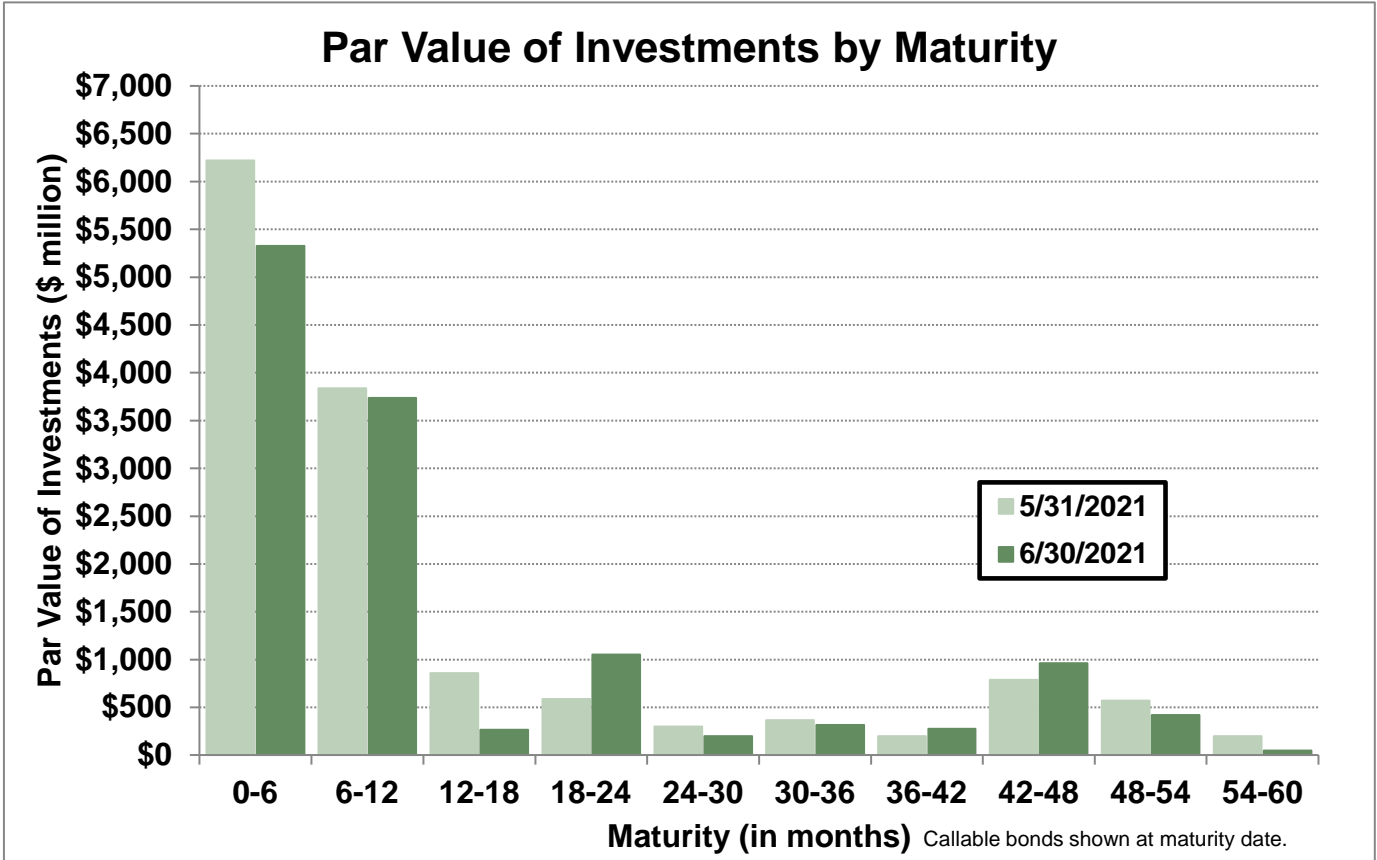
Average Daily Balance	\$13,619,283,244
Net Earnings	\$5,237,564
Earned Income Yield	0.47%
Weighted Average Maturity	407 days

Investment Type	(\$ million)	Par Value	Book Value	Market Value
U.S. Treasuries		\$ 5,398.9	\$ 5,427.8	\$ 5,421.2
Federal Agencies		3,695.5	3,698.3	3,715.1
Public Time Deposits		40.0	40.0	40.0
Negotiable CDs		1,905.0	1,905.0	1,905.9
Money Market Funds		1,103.0	1,103.0	1,103.0
Supranationals		462.1	467.4	467.1
Total		\$ 12,604.5	\$ 12,641.5	\$ 12,652.3



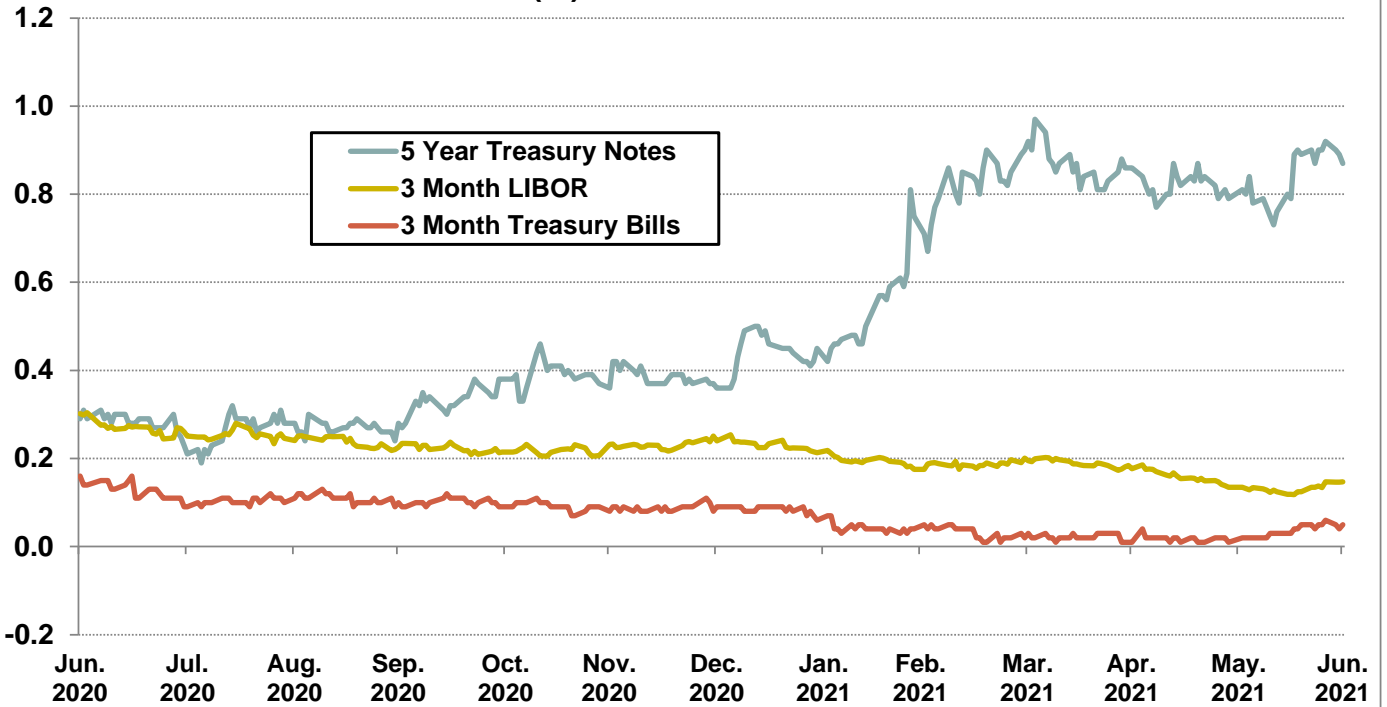
Portfolio Analysis

Pooled Fund

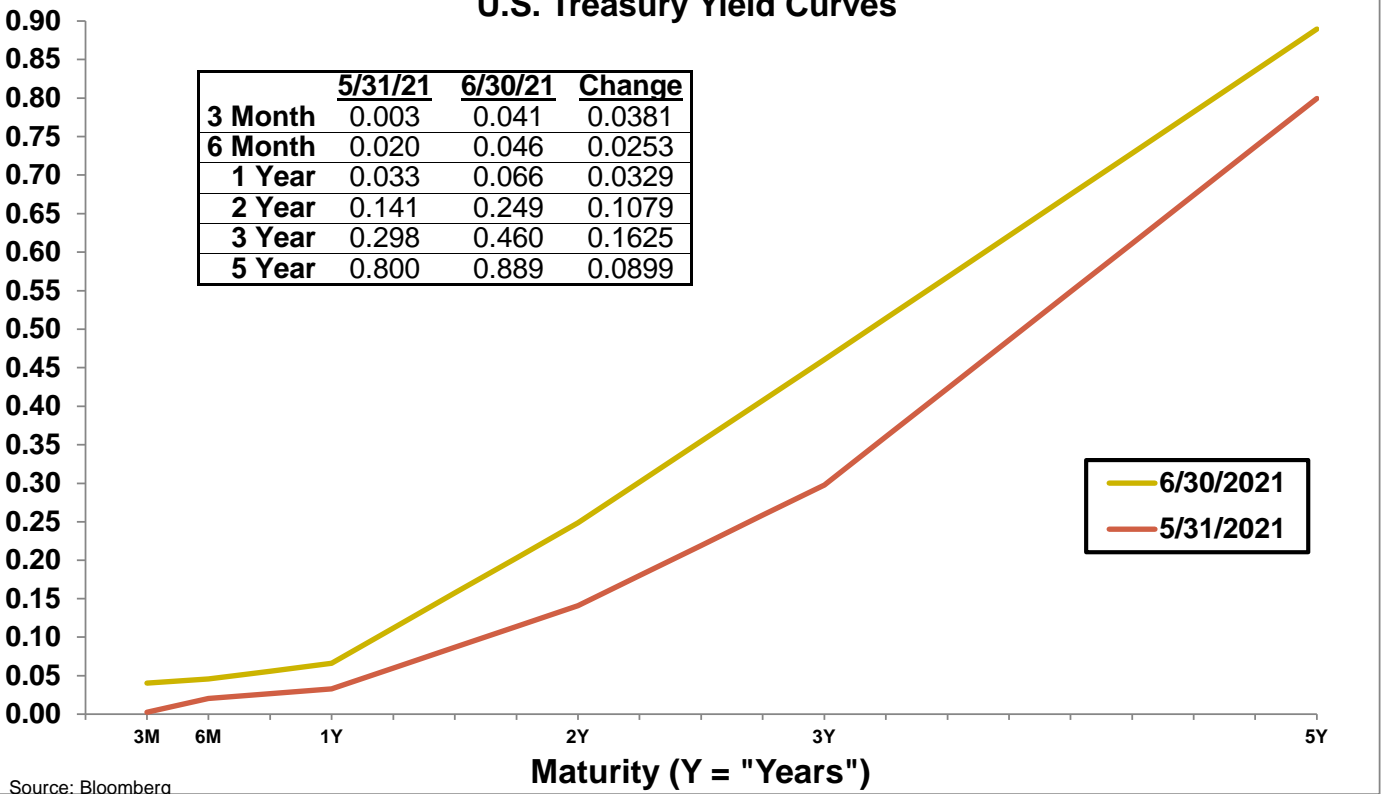


Yield Curves

Yields (%) on Benchmark Indices



U.S. Treasury Yield Curves



Investment Inventory

Pooled Fund

As of June 30, 2021

Type of Investment	CUSIP	Issuer Name	Maturity		Coupon	Par Value	Book Value	Amortized	
			Settle Date	Date				Book Value	Market Value
U.S. Treasuries	912796B57	TREASURY BILL	1/14/2021	7/8/2021	0.00	\$ 50,000,000	\$ 49,978,125	\$ 49,999,125	\$ 49,999,500
U.S. Treasuries	9127963S6	TREASURY BILL	1/14/2021	7/15/2021	0.00	100,000,000	99,954,500	99,996,500	99,998,000
U.S. Treasuries	912828Y20	US TREASURY	12/12/2019	7/15/2021	2.63	50,000,000	50,728,516	50,017,555	50,050,000
U.S. Treasuries	912796C49	TREASURY BILL	1/26/2021	7/22/2021	0.00	50,000,000	49,979,719	49,997,594	49,998,500
U.S. Treasuries	912796C49	TREASURY BILL	1/21/2021	7/22/2021	0.00	100,000,000	99,951,972	99,994,458	99,997,000
U.S. Treasuries	912796C56	TREASURY BILL	1/28/2021	7/29/2021	0.00	100,000,000	99,957,028	99,993,389	99,996,000
U.S. Treasuries	912796C64	TREASURY BILL	2/4/2021	8/5/2021	0.00	100,000,000	99,964,611	99,993,194	99,996,000
U.S. Treasuries	9127964B2	TREASURY BILL	2/11/2021	8/12/2021	0.00	100,000,000	99,974,722	99,994,167	99,994,000
U.S. Treasuries	912828YC8	US TREASURY	12/9/2019	8/31/2021	1.50	50,000,000	49,865,234	49,986,972	50,120,500
U.S. Treasuries	9127964L0	TREASURY BILL	10/29/2020	9/9/2021	0.00	50,000,000	49,951,438	49,989,208	49,995,500
U.S. Treasuries	9127964L0	TREASURY BILL	11/10/2020	9/9/2021	0.00	50,000,000	49,956,865	49,990,035	49,995,500
U.S. Treasuries	9128285A4	US TREASURY	11/19/2020	9/15/2021	2.75	50,000,000	51,082,031	50,274,115	50,278,000
U.S. Treasuries	9128285A4	US TREASURY	12/3/2020	9/15/2021	2.75	50,000,000	51,033,203	50,274,557	50,278,000
U.S. Treasuries	912828T34	US TREASURY	12/11/2019	9/30/2021	1.13	50,000,000	49,498,047	49,930,686	50,133,000
U.S. Treasuries	9127964V8	TREASURY BILL	10/29/2020	10/7/2021	0.00	50,000,000	49,944,977	49,984,279	49,993,500
U.S. Treasuries	9127964V8	TREASURY BILL	10/29/2020	10/7/2021	0.00	50,000,000	49,945,216	49,984,347	49,993,500
U.S. Treasuries	9127964V8	TREASURY BILL	12/3/2020	10/7/2021	0.00	50,000,000	49,960,217	49,987,342	49,993,500
U.S. Treasuries	9128285F3	US TREASURY	10/29/2020	10/15/2021	2.88	50,000,000	51,318,359	50,398,137	50,408,500
U.S. Treasuries	912828T67	US TREASURY	11/10/2016	10/31/2021	1.25	50,000,000	49,574,219	49,971,396	50,198,000
U.S. Treasuries	9127964W6	TREASURY BILL	11/5/2020	11/4/2021	0.00	23,860,000	23,827,431	23,848,726	23,855,705
U.S. Treasuries	9127964W6	TREASURY BILL	11/5/2020	11/4/2021	0.00	50,000,000	49,930,486	49,975,937	49,991,000
U.S. Treasuries	9127964W6	TREASURY BILL	11/10/2020	11/4/2021	0.00	50,000,000	49,940,167	49,979,000	49,991,000
U.S. Treasuries	9127964W6	TREASURY BILL	11/19/2020	11/4/2021	0.00	50,000,000	49,951,389	49,982,500	49,991,000
U.S. Treasuries	9127964W6	TREASURY BILL	5/6/2021	11/4/2021	0.00	100,000,000	99,982,306	99,987,750	99,982,000
U.S. Treasuries	912796H51	TREASURY BILL	5/13/2021	11/12/2021	0.00	150,000,000	149,973,312	149,980,458	149,970,000
U.S. Treasuries	912796H69	TREASURY BILL	5/20/2021	11/18/2021	0.00	100,000,000	99,984,833	99,988,333	99,981,000
U.S. Treasuries	912828U65	US TREASURY	12/14/2020	11/30/2021	1.75	50,000,000	50,794,922	50,344,240	50,347,500
U.S. Treasuries	912828U65	US TREASURY	12/13/2016	11/30/2021	1.75	100,000,000	99,312,500	99,942,361	100,695,000
U.S. Treasuries	9127965G0	TREASURY BILL	12/17/2020	12/2/2021	0.00	50,000,000	49,956,250	49,980,750	49,989,000
U.S. Treasuries	9127965G0	TREASURY BILL	12/3/2020	12/2/2021	0.00	100,000,000	99,888,778	99,952,945	99,978,000
U.S. Treasuries	9128285R7	US TREASURY	12/4/2020	12/15/2021	2.63	50,000,000	51,291,016	50,573,403	50,584,000
U.S. Treasuries	9128285R7	US TREASURY	12/8/2020	12/15/2021	2.63	50,000,000	51,281,250	50,575,185	50,584,000
U.S. Treasuries	9128285R7	US TREASURY	12/9/2020	12/15/2021	2.63	50,000,000	51,277,344	50,574,977	50,584,000
U.S. Treasuries	9128285R7	US TREASURY	12/15/2020	12/15/2021	2.63	50,000,000	51,257,813	50,575,492	50,584,000
U.S. Treasuries	912796A90	TREASURY BILL	1/26/2021	12/30/2021	0.00	50,000,000	49,957,703	49,977,225	49,986,000
U.S. Treasuries	912828U81	US TREASURY	11/22/2019	12/31/2021	2.00	50,000,000	50,402,344	50,095,622	50,478,500
U.S. Treasuries	912796C31	TREASURY BILL	1/28/2021	1/27/2022	0.00	100,000,000	99,909,000	99,947,500	99,969,000
U.S. Treasuries	912828Z60	US TREASURY	1/13/2021	1/31/2022	1.38	50,000,000	50,666,016	50,372,134	50,379,000
U.S. Treasuries	912828Z60	US TREASURY	1/15/2021	1/31/2022	1.38	50,000,000	50,664,063	50,372,990	50,379,000
U.S. Treasuries	912796F38	TREASURY BILL	4/19/2021	3/24/2022	0.00	50,000,000	49,972,692	49,978,572	49,982,500
U.S. Treasuries	912828ZG8	US TREASURY	4/8/2021	3/31/2022	0.38	50,000,000	50,154,489	50,115,005	50,105,500
U.S. Treasuries	912796G45	TREASURY BILL	4/22/2021	4/21/2022	0.00	100,000,000	99,934,278	99,946,917	99,956,000
U.S. Treasuries	912796H44	TREASURY BILL	5/20/2021	5/19/2022	0.00	200,000,000	199,888,777	199,901,610	199,874,000
U.S. Treasuries	912828XD7	US TREASURY	5/13/2021	5/31/2022	1.88	50,000,000	50,941,406	50,820,965	50,814,500
U.S. Treasuries	9128286Y1	US TREASURY	4/8/2021	6/15/2022	1.75	50,000,000	50,990,240	50,798,138	50,787,000
U.S. Treasuries	9128286Y1	US TREASURY	4/28/2021	6/15/2022	1.75	50,000,000	50,937,500	50,792,222	50,787,000
U.S. Treasuries	912828XW5	US TREASURY	8/15/2017	6/30/2022	1.75	25,000,000	24,977,539	24,995,407	25,409,250
U.S. Treasuries	912828ZX1	US TREASURY	3/12/2021	6/30/2022	0.13	50,000,000	50,011,719	50,008,980	50,011,500
U.S. Treasuries	912828ZX1	US TREASURY	3/31/2021	6/30/2022	0.13	50,000,000	50,021,484	50,017,150	50,011,500

Investment Inventory

Pooled Fund

Type of Investment	CUSIP	Issuer Name	Maturity			Par Value	Book Value	Amortized		Market Value
			Settle Date	Date	Coupon			Book Value	Market Value	
U.S. Treasuries	912828ZX1	US TREASURY	4/8/2021	6/30/2022	0.13	50,000,000	50,025,391	50,020,630	50,011,500	
U.S. Treasuries	912828ZX1	US TREASURY	4/15/2021	6/30/2022	0.13	50,000,000	50,019,531	50,016,121	50,011,500	
U.S. Treasuries	912828ZX1	US TREASURY	4/16/2021	6/30/2022	0.13	50,000,000	50,019,531	50,016,158	50,011,500	
U.S. Treasuries	912828ZX1	US TREASURY	4/19/2021	6/30/2022	0.13	50,000,000	50,019,531	50,016,269	50,011,500	
U.S. Treasuries	912828YA2	US TREASURY	3/30/2021	8/15/2022	1.50	100,000,000	102,111,771	101,576,090	101,559,000	
U.S. Treasuries	91282CAG6	US TREASURY	3/30/2021	8/31/2022	0.13	50,000,000	50,024,626	50,016,031	50,002,000	
U.S. Treasuries	91282TY6	US TREASURY	4/8/2021	11/15/2022	1.63	50,000,000	51,201,172	51,028,990	51,010,000	
U.S. Treasuries	912828ZD5	US TREASURY	3/18/2021	3/15/2023	0.50	50,000,000	50,337,976	50,287,418	50,252,000	
U.S. Treasuries	91282CBU4	US TREASURY	5/4/2021	3/31/2023	0.13	50,000,000	49,978,462	49,974,935	49,920,000	
U.S. Treasuries	912828ZU7	US TREASURY	3/12/2021	6/15/2023	0.25	50,000,000	50,066,406	50,057,472	50,006,000	
U.S. Treasuries	912828ZU7	US TREASURY	4/8/2021	6/15/2023	0.25	50,000,000	50,072,266	50,064,659	50,006,000	
U.S. Treasuries	912828ZU7	US TREASURY	6/24/2021	6/15/2023	0.25	50,000,000	50,001,121	49,998,066	50,006,000	
U.S. Treasuries	912828S35	US TREASURY	1/9/2020	6/30/2023	1.38	50,000,000	49,605,469	49,773,176	51,121,000	
U.S. Treasuries	912828S35	US TREASURY	6/24/2021	6/30/2023	1.38	50,000,000	51,138,672	51,127,842	51,121,000	
U.S. Treasuries	91282CCK5	US TREASURY	6/30/2021	6/30/2023	0.13	50,000,000	49,865,234	49,865,419	49,875,000	
U.S. Treasuries	912828S92	US TREASURY	4/1/2021	7/31/2023	1.25	50,000,000	51,324,294	51,090,170	51,021,500	
U.S. Treasuries	912828S92	US TREASURY	4/1/2021	7/31/2023	1.25	50,000,000	51,322,341	51,088,425	51,021,500	
U.S. Treasuries	912828WE6	US TREASURY	12/17/2019	11/15/2023	2.75	50,000,000	51,960,938	51,189,736	52,867,000	
U.S. Treasuries	91282CBA8	US TREASURY	3/19/2021	12/15/2023	0.13	50,000,000	49,767,578	49,791,726	49,738,500	
U.S. Treasuries	912828Y87	US TREASURY	3/30/2021	7/31/2024	1.75	50,000,000	52,351,131	52,042,261	51,965,000	
U.S. Treasuries	912828YM6	US TREASURY	4/15/2021	10/31/2024	1.50	50,000,000	51,746,094	51,642,272	51,599,500	
U.S. Treasuries	912828G38	US TREASURY	3/9/2021	11/15/2024	2.25	50,000,000	53,160,156	52,892,704	52,861,500	
U.S. Treasuries	912828G38	US TREASURY	3/12/2021	11/15/2024	2.25	50,000,000	53,228,516	52,961,875	52,861,500	
U.S. Treasuries	912828YY0	US TREASURY	3/15/2021	12/31/2024	1.75	50,000,000	52,226,563	52,053,189	52,039,000	
U.S. Treasuries	912828Z52	US TREASURY	3/30/2021	1/31/2025	1.38	50,000,000	51,625,777	51,415,159	51,381,000	
U.S. Treasuries	912828Z52	US TREASURY	4/15/2021	1/31/2025	1.38	50,000,000	51,648,351	51,424,106	51,381,000	
U.S. Treasuries	912828ZC7	US TREASURY	3/15/2021	2/28/2025	1.13	50,000,000	51,034,647	50,936,155	50,926,000	
U.S. Treasuries	912828ZC7	US TREASURY	3/31/2021	2/28/2025	1.13	50,000,000	51,045,431	50,933,837	50,926,000	
U.S. Treasuries	912828ZF0	US TREASURY	4/15/2021	3/31/2025	0.50	50,000,000	49,789,543	49,791,049	49,763,500	
U.S. Treasuries	912828ZF0	US TREASURY	4/19/2021	3/31/2025	0.50	50,000,000	49,852,822	49,847,952	49,763,500	
U.S. Treasuries	912828ZL7	US TREASURY	5/18/2021	4/30/2025	0.38	50,000,000	49,624,406	49,626,967	49,478,500	
U.S. Treasuries	912828ZW3	US TREASURY	3/8/2021	6/30/2025	0.25	50,000,000	49,140,625	49,203,373	49,129,000	
U.S. Treasuries	912828ZW3	US TREASURY	3/9/2021	6/30/2025	0.25	50,000,000	49,042,969	49,112,284	49,129,000	
U.S. Treasuries	912828ZW3	US TREASURY	5/12/2021	6/30/2025	0.25	50,000,000	49,281,250	49,305,050	49,129,000	
U.S. Treasuries	912828ZW3	US TREASURY	5/13/2021	6/30/2025	0.25	50,000,000	49,183,594	49,210,104	49,129,000	
U.S. Treasuries	912828ZW3	US TREASURY	5/18/2021	6/30/2025	0.25	50,000,000	49,253,906	49,275,733	49,129,000	
U.S. Treasuries	91282CAM3	US TREASURY	5/12/2021	9/30/2025	0.25	50,000,000	49,123,719	49,137,172	48,963,000	
U.S. Treasuries	91282CAT8	US TREASURY	2/25/2021	10/31/2025	0.25	50,000,000	49,298,828	49,350,524	48,904,500	
U.S. Treasuries	91282CAT8	US TREASURY	3/2/2021	10/31/2025	0.25	50,000,000	49,078,125	49,143,587	48,904,500	
U.S. Treasuries	91282CAT8	US TREASURY	3/4/2021	10/31/2025	0.25	50,000,000	49,048,828	49,115,332	48,904,500	
U.S. Treasuries	91282CBC4	US TREASURY	2/25/2021	12/31/2025	0.38	50,000,000	49,455,078	49,493,869	49,072,500	
U.S. Treasuries	91282CBC4	US TREASURY	2/26/2021	12/31/2025	0.38	50,000,000	49,271,484	49,322,962	49,072,500	
U.S. Treasuries	91282CBW0	US TREASURY	6/28/2021	4/30/2026	0.75	50,000,000	49,722,232	49,662,683	49,773,500	
Subtotals					0.72	\$ 5,398,860,000	\$ 5,427,794,425	\$ 5,419,059,080	\$ 5,421,212,455	
Federal Agencies	3130AGLD5	FEDERAL HOME LOAN BANK	2/4/2021	7/7/2021	1.88	\$ 26,830,000	\$ 27,073,477	\$ 26,838,069	\$ 26,839,122	
Federal Agencies	313313JY5	FED FARM CRD DISCOUNT NT	12/18/2020	8/3/2021	0.00	50,000,000	49,968,333	49,995,417	49,998,000	
Federal Agencies	313313KP2	FED FARM CRD DISCOUNT NT	12/2/2020	8/18/2021	0.00	28,700,000	28,681,417	28,698,556	28,698,565	
Federal Agencies	313313KX5	FED FARM CRD DISCOUNT NT	11/25/2020	8/26/2021	0.00	50,000,000	49,961,945	49,992,222	49,997,000	
Federal Agencies	313313LE6	FED FARM CRD DISCOUNT NT	11/16/2020	9/2/2021	0.00	10,000,000	9,990,333	9,997,900	9,999,100	

Investment Inventory

Pooled Fund

Type of Investment	CUSIP	Issuer Name	Settle Date	Maturity		Coupon	Par Value	Book Value	Amortized	
				Date					Book Value	Market Value
Federal Agencies	313313LV8	FED FARM CRD DISCOUNT NT	12/21/2020	9/17/2021		0.00	10,000,000	9,992,500	9,997,833	9,998,900
Federal Agencies	313313MK1	FED FARM CRD DISCOUNT NT	11/18/2020	10/1/2021		0.00	5,000,000	4,998,717	4,998,467	4,999,350
Federal Agencies	3135G0Q89	FANNIE MAE	10/21/2016	10/7/2021		1.38	25,000,000	25,000,000	25,000,000	25,087,250
Federal Agencies	3133EJK24	FEDERAL FARM CREDIT BANK	10/19/2018	10/19/2021		3.00	25,000,000	24,980,900	24,998,083	25,218,250
Federal Agencies	313313NF1	FED FARM CRD DISCOUNT NT	12/21/2020	10/21/2021		0.00	5,000,000	4,995,778	4,998,444	4,999,200
Federal Agencies	313313NF1	FED FARM CRD DISCOUNT NT	11/19/2020	10/21/2021		0.00	16,000,000	15,983,573	15,994,524	15,997,440
Federal Agencies	313313NK0	FED FARM CRD DISCOUNT NT	11/23/2020	10/25/2021		0.00	20,000,000	19,979,467	19,992,911	19,996,800
Federal Agencies	313313NK0	FED FARM CRD DISCOUNT NT	11/30/2020	10/25/2021		0.00	50,000,000	49,949,736	49,982,278	49,992,000
Federal Agencies	3133EGZJ7	FEDERAL FARM CREDIT BANK	10/25/2016	10/25/2021		1.38	14,500,000	14,500,000	14,500,000	14,557,420
Federal Agencies	3133EGZJ7	FEDERAL FARM CREDIT BANK	10/25/2016	10/25/2021		1.38	15,000,000	15,000,000	15,000,000	15,059,400
Federal Agencies	3133ELWS9	FEDERAL FARM CREDIT BANK	4/15/2020	10/25/2021		0.40	50,000,000	49,992,387	49,998,417	50,054,000
Federal Agencies	3133ELWS9	FEDERAL FARM CREDIT BANK	4/15/2020	10/25/2021		0.40	50,000,000	49,992,387	49,998,417	50,054,000
Federal Agencies	313313NM6	FED FARM CRD DISCOUNT NT	12/3/2020	10/27/2021		0.00	30,000,000	29,972,667	29,990,167	29,995,200
Federal Agencies	313313NN4	FED FARM CRD DISCOUNT NT	11/24/2020	10/28/2021		0.00	50,000,000	49,953,056	49,983,472	49,992,000
Federal Agencies	3133EJT74	FEDERAL FARM CREDIT BANK	11/15/2018	11/15/2021		3.05	50,000,000	49,950,000	49,993,750	50,052,000
Federal Agencies	3130AHJY0	FEDERAL HOME LOAN BANK	11/8/2019	11/19/2021		1.63	17,000,000	16,970,930	16,994,476	17,105,230
Federal Agencies	3130AHJY0	FEDERAL HOME LOAN BANK	11/8/2019	11/19/2021		1.63	25,000,000	24,957,250	24,991,876	25,154,750
Federal Agencies	3130AHJY0	FEDERAL HOME LOAN BANK	11/8/2019	11/19/2021		1.63	25,000,000	24,957,250	24,991,876	25,154,750
Federal Agencies	3130AHJY0	FEDERAL HOME LOAN BANK	11/8/2019	11/19/2021		1.63	45,000,000	44,923,050	44,985,377	45,278,550
Federal Agencies	3130AHJY0	FEDERAL HOME LOAN BANK	11/8/2019	11/19/2021		1.63	50,000,000	49,914,500	49,983,753	50,309,500
Federal Agencies	313313QA9	FED FARM CRD DISCOUNT NT	12/22/2020	12/3/2021		0.00	15,000,000	14,985,583	14,993,542	14,996,850
Federal Agencies	313313QL5	FED FARM CRD DISCOUNT NT	12/30/2020	12/13/2021		0.00	50,000,000	49,946,833	49,974,792	49,988,500
Federal Agencies	3133EJ3B3	FEDERAL FARM CREDIT BANK	3/19/2020	12/17/2021		2.80	19,000,000	19,677,730	19,179,524	19,236,360
Federal Agencies	3133EJ3B3	FEDERAL FARM CREDIT BANK	12/17/2018	12/17/2021		2.80	25,000,000	24,974,250	24,996,029	25,311,000
Federal Agencies	3133EJ3B3	FEDERAL FARM CREDIT BANK	12/17/2018	12/17/2021		2.80	25,000,000	24,974,250	24,996,029	25,311,000
Federal Agencies	3133EJ3B3	FEDERAL FARM CREDIT BANK	12/17/2018	12/17/2021		2.80	25,000,000	24,964,250	24,994,487	25,311,000
Federal Agencies	3130AHSR5	FEDERAL HOME LOAN BANK	12/20/2019	12/20/2021		1.63	22,500,000	22,475,700	22,494,282	22,665,600
Federal Agencies	3133EMLV0	FEDERAL FARM CREDIT BANK	1/20/2021	12/29/2021		0.09	62,500,000	62,490,464	62,494,968	62,507,500
Federal Agencies	313313RK6	FED FARM CRD DISCOUNT NT	3/30/2021	1/5/2022		0.00	50,000,000	49,976,583	49,984,333	49,987,000
Federal Agencies	3133ELTN4	FEDERAL FARM CREDIT BANK	3/18/2020	1/18/2022		0.53	50,000,000	49,886,500	49,966,001	50,127,500
Federal Agencies	3133ELTN4	FEDERAL FARM CREDIT BANK	3/23/2020	1/18/2022		0.53	63,450,000	63,289,472	63,401,552	63,611,798
Federal Agencies	3133ELKN3	FEDERAL FARM CREDIT BANK	1/28/2020	1/28/2022		1.55	100,000,000	99,992,000	99,997,691	100,844,000
Federal Agencies	3130AMEN8	FEDERAL HOME LOAN BANK	5/4/2021	2/1/2022		0.05	100,000,000	99,994,705	99,995,830	99,973,000
Federal Agencies	3130AMEN8	FEDERAL HOME LOAN BANK	5/6/2021	2/1/2022		0.05	100,000,000	99,995,740	99,996,422	99,973,000
Federal Agencies	3133EKAK2	FEDERAL FARM CREDIT BANK	2/19/2019	2/14/2022		2.53	20,700,000	20,682,612	20,696,366	21,015,261
Federal Agencies	3133EKBV7	FEDERAL FARM CREDIT BANK	3/1/2019	3/1/2022		2.55	10,000,000	9,997,186	9,999,376	10,164,700
Federal Agencies	313378WG2	FEDERAL HOME LOAN BANK	4/5/2019	3/11/2022		2.50	17,780,000	17,848,986	17,796,297	18,077,282
Federal Agencies	313378WG2	FEDERAL HOME LOAN BANK	4/5/2019	3/11/2022		2.50	40,000,000	40,158,360	40,037,409	40,668,800
Federal Agencies	3133EKDC7	FEDERAL FARM CREDIT BANK	4/8/2019	3/14/2022		2.47	26,145,000	26,226,050	26,164,373	26,586,851
Federal Agencies	3133EKDC7	FEDERAL FARM CREDIT BANK	4/8/2019	3/14/2022		2.47	45,500,000	45,634,680	45,532,192	46,268,950
Federal Agencies	3133ELUQ5	FEDERAL FARM CREDIT BANK	3/25/2020	3/25/2022		0.70	25,000,000	24,999,000	24,999,634	25,107,750
Federal Agencies	3133ELUQ5	FEDERAL FARM CREDIT BANK	3/25/2020	3/25/2022		0.70	25,000,000	24,993,000	24,997,440	25,107,750
Federal Agencies	3133ELUQ5	FEDERAL FARM CREDIT BANK	3/25/2020	3/25/2022		0.70	25,000,000	24,996,000	24,998,537	25,107,750
Federal Agencies	3133ELUQ5	FEDERAL FARM CREDIT BANK	3/25/2020	3/25/2022		0.70	25,000,000	24,983,250	24,993,874	25,107,750
Federal Agencies	3135G0T45	FANNIE MAE	6/6/2017	4/5/2022		1.88	25,000,000	25,072,250	25,011,386	25,342,250
Federal Agencies	3135G0V59	FANNIE MAE	4/12/2019	4/12/2022		2.25	25,000,000	24,918,000	24,978,677	25,415,500
Federal Agencies	3135G0V59	FANNIE MAE	4/12/2019	4/12/2022		2.25	50,000,000	49,836,000	49,957,354	50,831,000
Federal Agencies	3135G0V59	FANNIE MAE	4/12/2019	4/12/2022		2.25	50,000,000	49,836,000	49,957,354	50,831,000
Federal Agencies	3133EKHB5	FEDERAL FARM CREDIT BANK	4/18/2019	4/18/2022		2.35	50,000,000	49,969,500	49,991,902	50,888,000
Federal Agencies	3133EMXN7	FEDERAL FARM CREDIT BANK	4/28/2021	4/27/2022		0.06	19,550,000	19,548,390	19,548,647	19,545,699

Investment Inventory

Pooled Fund

Type of Investment	CUSIP	Issuer Name	Maturity			Par Value	Book Value	Amortized	
			Settle Date	Date	Coupon			Book Value	Market Value
Federal Agencies	3130AMEY4	FEDERAL HOME LOAN BANK	5/6/2021	5/6/2022	0.06	10,000,000	9,999,918	9,999,930	9,997,000
Federal Agencies	3130AMEY4	FEDERAL HOME LOAN BANK	5/18/2021	5/6/2022	0.06	10,000,000	10,000,100	9,999,912	9,997,000
Federal Agencies	313385WL6	FED HOME LN DISCOUNT NT	5/6/2021	5/6/2022	0.00	50,000,000	49,972,118	49,976,396	49,970,000
Federal Agencies	3130AMGM8	FEDERAL HOME LOAN BANK	5/11/2021	5/10/2022	0.06	50,000,000	49,998,408	49,998,560	49,980,000
Federal Agencies	3130AMJ37	FEDERAL HOME LOAN BANK	5/17/2021	5/13/2022	0.06	30,000,000	29,999,953	29,999,784	29,987,400
Federal Agencies	3130AMJ37	FEDERAL HOME LOAN BANK	5/13/2021	5/13/2022	0.06	45,000,000	44,998,200	44,998,442	44,981,100
Federal Agencies	3133EKLR5	FEDERAL FARM CREDIT BANK	5/16/2019	5/16/2022	2.25	25,000,000	24,949,250	24,985,229	25,464,000
Federal Agencies	3133EKLR5	FEDERAL FARM CREDIT BANK	5/16/2019	5/16/2022	2.25	35,000,000	34,928,950	34,979,320	35,649,600
Federal Agencies	3133EHLY7	FEDERAL FARM CREDIT BANK	6/6/2017	6/2/2022	1.88	50,000,000	50,059,250	50,010,926	50,801,000
Federal Agencies	3133EHLY7	FEDERAL FARM CREDIT BANK	6/9/2017	6/2/2022	1.88	50,000,000	49,997,500	49,999,538	50,801,000
Federal Agencies	3133ELDK7	FEDERAL FARM CREDIT BANK	12/16/2019	6/15/2022	1.63	20,000,000	19,998,940	19,999,595	20,289,400
Federal Agencies	3133ELDK7	FEDERAL FARM CREDIT BANK	12/16/2019	6/15/2022	1.63	25,000,000	24,998,676	24,999,493	25,361,750
Federal Agencies	3133ELDK7	FEDERAL FARM CREDIT BANK	12/16/2019	6/15/2022	1.63	25,000,000	24,998,676	24,999,493	25,361,750
Federal Agencies	3133EHZP1	FEDERAL FARM CREDIT BANK	3/18/2020	9/20/2022	1.85	25,000,000	25,718,750	25,349,959	25,524,750
Federal Agencies	3133ELVL5	FEDERAL FARM CREDIT BANK	4/3/2020	10/3/2022	0.70	40,000,000	39,990,000	39,994,973	40,286,000
Federal Agencies	3133EMWK4	FEDERAL FARM CREDIT BANK	5/18/2021	1/19/2023	0.14	60,000,000	59,994,167	59,988,307	59,973,600
Federal Agencies	3133ELJH8	FEDERAL FARM CREDIT BANK	3/25/2020	1/23/2023	1.60	10,140,000	10,384,141	10,274,820	10,366,021
Federal Agencies	3133EMUH3	FEDERAL FARM CREDIT BANK	3/31/2021	3/23/2023	0.13	65,000,000	64,956,956	64,960,865	64,903,150
Federal Agencies	3133EMVP4	FEDERAL FARM CREDIT BANK	4/13/2021	4/13/2023	0.13	20,000,000	19,973,600	19,976,457	19,950,400
Federal Agencies	3133EMVP4	FEDERAL FARM CREDIT BANK	4/13/2021	4/13/2023	0.13	25,000,000	24,967,000	24,970,571	24,938,000
Federal Agencies	3133EMVP4	FEDERAL FARM CREDIT BANK	4/13/2021	4/13/2023	0.13	50,000,000	49,934,000	49,941,142	49,876,000
Federal Agencies	3133EMXM9	FEDERAL FARM CREDIT BANK	5/5/2021	4/27/2023	0.13	44,500,000	44,463,469	44,465,215	44,404,770
Federal Agencies	3133EMYX4	FEDERAL FARM CREDIT BANK	5/10/2021	5/10/2023	0.13	12,500,000	12,484,000	12,485,140	12,476,500
Federal Agencies	3133EMYX4	FEDERAL FARM CREDIT BANK	5/10/2021	5/10/2023	0.13	25,000,000	24,968,000	24,970,279	24,953,000
Federal Agencies	3133EMYX4	FEDERAL FARM CREDIT BANK	5/10/2021	5/10/2023	0.13	75,000,000	74,904,000	74,910,838	74,859,000
Federal Agencies	3130AMRY0	FEDERAL HOME LOAN BANK	6/4/2021	6/2/2023	0.13	15,000,000	14,986,200	14,986,712	14,958,900
Federal Agencies	3133EMF31	FEDERAL FARM CREDIT BANK	6/2/2021	6/2/2023	0.13	100,000,000	99,938,000	99,940,463	99,740,000
Federal Agencies	3133EMH96	FEDERAL FARM CREDIT BANK	6/28/2021	6/14/2023	0.13	50,000,000	49,867,281	49,865,416	49,860,500
Federal Agencies	3133ELNE0	FEDERAL FARM CREDIT BANK	3/18/2020	2/14/2024	1.43	20,495,000	20,950,604	20,800,650	21,047,135
Federal Agencies	3133EMRZ7	FEDERAL FARM CREDIT BANK	2/26/2021	2/26/2024	0.25	5,000,000	4,998,200	4,998,405	4,981,000
Federal Agencies	3133EMRZ7	FEDERAL FARM CREDIT BANK	2/26/2021	2/26/2024	0.25	5,000,000	4,998,200	4,998,405	4,981,000
Federal Agencies	3133EMRZ7	FEDERAL FARM CREDIT BANK	2/26/2021	2/26/2024	0.25	100,000,000	99,964,000	99,968,110	99,620,000
Federal Agencies	3133EMTW2	FEDERAL FARM CREDIT BANK	3/18/2021	3/18/2024	0.30	50,000,000	49,939,500	49,945,296	49,843,500
Federal Agencies	3133EMTW2	FEDERAL FARM CREDIT BANK	3/18/2021	3/18/2024	0.30	50,000,000	49,939,450	49,945,251	49,843,500
Federal Agencies	3133EMWV0	FEDERAL FARM CREDIT BANK	5/4/2021	4/22/2024	0.35	16,545,000	16,551,563	16,549,385	16,504,796
Federal Agencies	3133EMWV0	FEDERAL FARM CREDIT BANK	5/4/2021	4/22/2024	0.35	29,424,000	29,435,672	29,431,798	29,352,500
Federal Agencies	3133EMWV0	FEDERAL FARM CREDIT BANK	5/4/2021	4/22/2024	0.35	39,000,000	39,015,470	39,010,336	38,905,230
Federal Agencies	3133ELCP7	FEDERAL FARM CREDIT BANK	12/3/2019	12/3/2024	1.63	25,000,000	24,960,000	24,972,611	25,903,000
Federal Agencies	3135G0X24	FANNIE MAE	4/21/2021	1/7/2025	1.63	39,060,000	40,815,921	40,550,277	40,451,708
Federal Agencies	3137EAEP0	FREDDIE MAC	2/14/2020	2/12/2025	1.50	5,000,000	4,996,150	4,997,211	5,160,400
Federal Agencies	3137EAEP0	FREDDIE MAC	2/14/2020	2/12/2025	1.50	5,000,000	4,996,150	4,997,211	5,160,400
Federal Agencies	3137EAEP0	FREDDIE MAC	2/14/2020	2/12/2025	1.50	5,000,000	4,996,150	4,997,211	5,160,400
Federal Agencies	3137EAEP0	FREDDIE MAC	2/14/2020	2/12/2025	1.50	15,000,000	14,988,450	14,991,633	15,481,200
Federal Agencies	3137EAEP0	FREDDIE MAC	2/14/2020	2/12/2025	1.50	50,000,000	49,961,500	49,972,111	51,604,000
Federal Agencies	3137EAEP0	FREDDIE MAC	4/21/2021	2/12/2025	1.50	53,532,000	55,603,956	55,352,290	55,249,307
Federal Agencies	3133ELQY3	FEDERAL FARM CREDIT BANK	3/23/2020	3/3/2025	1.21	16,000,000	15,990,720	15,993,109	16,347,520
Federal Agencies	3133ELQY3	FEDERAL FARM CREDIT BANK	3/23/2020	3/3/2025	1.21	24,000,000	23,964,240	23,973,447	24,521,280
Federal Agencies	3133EMWT5	FEDERAL FARM CREDIT BANK	4/21/2021	4/21/2025	0.60	50,000,000	49,973,500	49,974,788	49,942,500

Investment Inventory

Pooled Fund

Type of Investment	CUSIP	Issuer Name	Settle Date	Maturity		Coupon	Par Value	Book Value	Amortized	
				Date	Date				Book Value	Market Value
Federal Agencies	3135G05X7	FANNIE MAE	3/4/2021	8/25/2025	0.38	25,000,000	24,686,594	24,707,231	24,639,500	
Federal Agencies	3135G05X7	FANNIE MAE	2/25/2021	8/25/2025	0.38	72,500,000	71,862,000	71,910,957	71,454,550	
Federal Agencies	3137EAEX3	FREDDIE MAC	3/4/2021	9/23/2025	0.38	22,600,000	22,295,352	22,317,139	22,255,124	
Subtotals					0.89	\$ 3,695,451,000	\$ 3,698,271,818	\$ 3,697,403,228	\$ 3,715,119,316	
Public Time Deposits	PPE52B4L6	BANK OF SAN FRANCISCO	3/22/2021	9/20/2021	0.10	\$ 10,000,000	\$ 10,000,000	\$ 10,000,000	\$ 10,000,000	
Public Time Deposits	PPE62M5Z8	BRIDGE BANK	3/22/2021	9/20/2021	0.10	10,000,000	10,000,000	10,000,000	10,000,000	
Public Time Deposits	PPE82MH19	BANK OF SAN FRANCISCO	6/7/2021	12/6/2021	0.07	10,000,000	10,000,000	10,000,000	10,000,000	
Public Time Deposits	PPEE2K8C3	BRIDGE BANK	6/21/2021	12/20/2021	0.08	10,000,000	10,000,000	10,000,000	10,000,000	
Subtotals					0.09	\$ 40,000,000	\$ 40,000,000	\$ 40,000,000	\$ 40,000,000	
Negotiable CDs	06367CBC0	BANK OF MONTREAL CHICAGO	2/17/2021	7/2/2021	0.15	\$ 50,000,000	\$ 50,000,000	\$ 50,000,000	\$ 50,000,278	
Negotiable CDs	06367CBD8	BANK OF MONTREAL CHICAGO	2/17/2021	7/6/2021	0.15	50,000,000	50,000,000	50,000,000	50,000,833	
Negotiable CDs	06367CBS5	BANK OF MONTREAL CHICAGO	3/1/2021	8/25/2021	0.16	50,000,000	50,000,000	50,000,000	50,008,553	
Negotiable CDs	06367CBT3	BANK OF MONTREAL CHICAGO	3/1/2021	8/30/2021	0.16	50,000,000	50,000,000	50,000,000	50,009,317	
Negotiable CDs	89114W2V6	TORONTO DOMINION BANK NY	3/2/2021	9/3/2021	0.16	50,000,000	50,000,000	50,000,000	50,009,928	
Negotiable CDs	78012UJ63	ROYAL BANK OF CANADA NY	3/16/2021	9/13/2021	0.18	100,000,000	100,000,000	100,000,000	100,027,075	
Negotiable CDs	89114W2T1	TORONTO DOMINION BANK NY	3/2/2021	9/24/2021	0.16	70,000,000	70,000,000	70,000,000	70,018,388	
Negotiable CDs	78012UG41	ROYAL BANK OF CANADA NY	2/23/2021	9/27/2021	0.13	100,000,000	100,000,000	100,000,000	100,018,540	
Negotiable CDs	89114W2U8	TORONTO DOMINION BANK NY	3/2/2021	9/29/2021	0.16	40,000,000	40,000,000	40,000,000	40,010,106	
Negotiable CDs	78012UG58	ROYAL BANK OF CANADA NY	2/23/2021	10/25/2021	0.12	50,000,000	50,000,000	50,000,000	50,010,014	
Negotiable CDs	06367CCF2	BANK OF MONTREAL CHICAGO	3/8/2021	1/3/2022	0.20	50,000,000	50,000,000	50,000,000	50,023,344	
Negotiable CDs	89114W3L7	TORONTO DOMINION BANK NY	3/8/2021	1/5/2022	0.20	50,000,000	50,000,000	50,000,000	50,023,593	
Negotiable CDs	89114W3B9	TORONTO DOMINION BANK NY	3/4/2021	1/6/2022	0.20	60,000,000	60,000,000	60,000,000	60,028,460	
Negotiable CDs	89114W2B0	TORONTO DOMINION BANK NY	2/18/2021	1/14/2022	0.18	100,000,000	100,000,000	100,000,000	100,038,437	
Negotiable CDs	06367CCQ8	BANK OF MONTREAL CHICAGO	3/11/2021	1/20/2022	0.20	50,000,000	50,000,000	50,000,000	50,025,465	
Negotiable CDs	89114W3W3	TORONTO DOMINION BANK NY	3/11/2021	1/20/2022	0.20	50,000,000	50,000,000	50,000,000	50,025,465	
Negotiable CDs	06367CBA4	BANK OF MONTREAL CHICAGO	2/16/2021	2/14/2022	0.20	75,000,000	75,000,000	75,000,000	75,042,869	
Negotiable CDs	78012UG82	ROYAL BANK OF CANADA NY	2/26/2021	2/16/2022	0.19	50,000,000	50,000,000	50,000,000	50,024,332	
Negotiable CDs	78012UG90	ROYAL BANK OF CANADA NY	2/26/2021	2/22/2022	0.18	60,000,000	60,000,000	60,000,000	60,027,683	
Negotiable CDs	06367CCJ4	BANK OF MONTREAL CHICAGO	3/9/2021	2/28/2022	0.16	50,000,000	50,000,000	50,000,000	50,015,179	
Negotiable CDs	06367CDY0	BANK OF MONTREAL CHICAGO	4/6/2021	2/28/2022	0.20	50,000,000	50,000,000	50,000,000	50,030,335	
Negotiable CDs	78012UH57	ROYAL BANK OF CANADA NY	3/9/2021	2/28/2022	0.17	50,000,000	50,000,000	50,000,000	50,032,175	
Negotiable CDs	06367CBZ9	BANK OF MONTREAL CHICAGO	3/3/2021	3/2/2022	0.16	100,000,000	100,000,000	100,000,000	100,034,943	
Negotiable CDs	89114W3C7	TORONTO DOMINION BANK NY	3/4/2021	3/4/2022	0.21	50,000,000	50,000,000	50,000,000	50,034,254	
Negotiable CDs	78012UJ30	ROYAL BANK OF CANADA NY	3/11/2021	3/11/2022	0.23	50,000,000	50,000,000	50,000,000	50,042,273	
Negotiable CDs	89114W4K8	TORONTO DOMINION BANK NY	3/15/2021	3/15/2022	0.23	50,000,000	50,000,000	50,000,000	50,042,939	
Negotiable CDs	06367CCY1	BANK OF MONTREAL CHICAGO	3/16/2021	3/16/2022	0.17	50,000,000	50,000,000	50,000,000	50,020,852	
Negotiable CDs	78012UH73	ROYAL BANK OF CANADA NY	3/11/2021	3/16/2022	0.22	50,000,000	50,000,000	50,000,000	50,039,512	
Negotiable CDs	78012UK46	ROYAL BANK OF CANADA NY	3/30/2021	3/28/2022	0.23	50,000,000	50,000,000	50,000,000	50,048,872	
Negotiable CDs	89114W5N1	TORONTO DOMINION BANK NY	3/30/2021	3/28/2022	0.22	50,000,000	50,000,000	50,000,000	50,045,112	
Negotiable CDs	78012UK53	ROYAL BANK OF CANADA NY	4/6/2021	4/6/2022	0.23	50,000,000	50,000,000	50,000,000	50,050,495	
Negotiable CDs	89114W6T7	TORONTO DOMINION BANK NY	4/13/2021	4/11/2022	0.22	50,000,000	50,000,000	50,000,000	50,047,444	
Negotiable CDs	89114WBD6	TORONTO DOMINION BANK NY	5/25/2021	5/25/2022	0.21	50,000,000	50,000,000	50,000,000	50,050,209	
Subtotals					0.18	\$ 1,905,000,000	\$ 1,905,000,000	\$ 1,905,000,000	\$ 1,905,907,267	

Investment Inventory Pooled Fund

Type of Investment	CUSIP	Issuer Name	Settle Date	Maturity		Coupon	Par Value	Book Value	Amortized	
				Date					Book Value	Market Value
Money Market Funds	262006208	DREYFUS GOVERN CASH MGMT-I	6/30/2021	7/1/2021	0.03	\$ 564,678,246	\$ 564,678,246	\$ 564,678,246	\$ 564,678,246	
Money Market Funds	608919718	FEDERATED GOVERNMENT OBL-PF	6/30/2021	7/1/2021	0.03	105,073,553	105,073,553	105,073,553	105,073,553	
Money Market Funds	09248U718	BLACKROCK LIQ INST GOV FUND	6/30/2021	7/1/2021	0.01	10,546,119	10,546,119	10,546,119	10,546,119	
Money Market Funds	31607A703	FIDELITY INST GOV FUND	6/30/2021	7/1/2021	0.01	102,343,802	102,343,802	102,343,802	102,343,802	
Money Market Funds	61747C707	MORGAN STANLEY INST GOVT FUN	6/30/2021	7/1/2021	0.03	320,391,887	320,391,887	320,391,887	320,391,887	
Subtotals						0.02	\$ 1,103,033,607	\$ 1,103,033,607	\$ 1,103,033,607	\$ 1,103,033,607
Supranationals	459515HP0	INTL FINANCE CORP DISC	11/23/2020	7/1/2021	0.00	\$ 20,000,000	\$ 19,989,000	\$ 20,000,000	\$ 20,000,000	
Supranationals	459515HP0	INTL FINANCE CORP DISC	11/17/2020	7/1/2021	0.00	35,000,000	34,978,028	35,000,000	35,000,000	
Supranationals	459515HP0	INTL FINANCE CORP DISC	11/24/2020	7/1/2021	0.00	45,000,000	44,975,363	45,000,000	45,000,000	
Supranationals	45950KCJ7	INTL FINANCE CORP	5/23/2018	7/20/2021	1.13	12,135,000	11,496,942	12,124,495	12,141,796	
Supranationals	459058GH0	INTL BK RECON & DEVELOP	7/25/2018	7/23/2021	2.75	50,000,000	49,883,000	49,997,647	50,077,500	
Supranationals	459053KM5	INTL BK RECON & DEVELOP DISC	5/11/2021	8/16/2021	0.00	100,000,000	99,994,611	99,997,444	99,995,000	
Supranationals	459058JV6	INTL BK RECON & DEVELOP	4/20/2021	4/20/2023	0.13	100,000,000	99,793,000	99,813,416	99,763,000	
Supranationals	4581X0CM8	INTER-AMERICAN DEVEL BK	4/26/2021	1/15/2025	2.13	100,000,000	106,272,181	105,400,547	105,093,000	
Subtotals						0.83	\$ 462,135,000	\$ 467,382,124	\$ 467,333,550	\$ 467,070,296
Grand Totals						0.63	\$ 12,604,479,607	\$ 12,641,481,974	\$ 12,631,829,465	\$ 12,652,342,942

Monthly Investment Earnings

Pooled Fund

For month ended June 30, 2021

Type of Investment	CUSIP	Issuer Name	Par Value	Coupon	YTM ¹	Settle Date	Maturity		Amort. Expense	Realized Gain/(Loss)	Earned Income /Net Earnings
							Date	Earned Interest			
U.S. Treasuries	912796G37	TREASURY BILL	0	0	0.075	1/19/21	6/1/21	0	0	0	0
U.S. Treasuries	912796A41	TREASURY BILL	0	0	0.087	12/3/20	6/3/21	0.00	241.66	0.00	241.66
U.S. Treasuries	912796A41	TREASURY BILL	0	0	0.081	1/11/21	6/3/21	0	225	0	225
U.S. Treasuries	912796A41	TREASURY BILL	0	0	0.085	1/12/21	6/3/21	0	236.11	0	236.11
U.S. Treasuries	912796G86	TREASURY BILL	0	0	0.0875	1/12/21	6/8/21	0.00	850.69	0.00	850.69
U.S. Treasuries	912796G86	TREASURY BILL	0	0	0.0852	1/15/21	6/8/21	0.00	828.33	0.00	828.33
U.S. Treasuries	912796G86	TREASURY BILL	0	0	0.085	1/19/21	6/8/21	0	826.39	0	826.39
U.S. Treasuries	912796B24	TREASURY BILL	0	0	0.085	12/10/20	6/10/21	0	1062.5	0	1062.5
U.S. Treasuries	912796B24	TREASURY BILL	0	0	0.086	12/10/20	6/10/21	0	1075	0	1075
U.S. Treasuries	912796B24	TREASURY BILL	0	0	0.087	12/10/20	6/10/21	0	1087.49	0	1087.49
U.S. Treasuries	9128284T4	US TREASURY	0	2.625	1.6646	11/26/19	6/15/21	36057.69	-12917.49	8504.87	31645.07
U.S. Treasuries	9128284T4	US TREASURY	0	2.625	1.6477	11/27/19	6/15/21	36057.69	-13147.37	8412.94	31323.26
U.S. Treasuries	9128284T4	US TREASURY	0	2.625	1.6863	12/11/19	6/15/21	46875.00	-16421.11	2328.34	32782.23
U.S. Treasuries	9128284T4	US TREASURY	0	2.625	1.6508	12/18/19	6/15/21	46875	-17051.32	2279.86	32103.54
U.S. Treasuries	9128284T4	US TREASURY	0	2.625	0.1051	11/10/20	6/15/21	50480.77	-48387.1	0.00	2093.67
U.S. Treasuries	9127963H0	TREASURY BILL	0	0	0.085	12/17/20	6/17/21	0.00	6847.19	708.33	7555.52
U.S. Treasuries	912796B32	TREASURY BILL	0	0	0.09	12/24/20	6/24/21	0	11500	0	11500
U.S. Treasuries	912796H36	TREASURY BILL	0	0	0.068	1/27/21	6/29/21	0.00	2644.44	0.00	2644.44
U.S. Treasuries	912796H36	TREASURY BILL	0	0	0.035	6/17/21	6/29/21	0.00	1166.67	0.00	1166.67
U.S. Treasuries	9128287A2	US TREASURY	0	1.625	1.7068	11/8/19	6/30/21	65089.78	3209.64	0.00	68299.42
U.S. Treasuries	9128287A2	US TREASURY	0	1.625	1.6651	12/3/19	6/30/21	65089.78	1576.09	0	66665.87
U.S. Treasuries	9128287A2	US TREASURY	0	1.625	1.6528	12/9/19	6/30/21	65089.78	1094.99	0.00	66184.77
U.S. Treasuries	9128287A2	US TREASURY	0	1.625	0.1182	10/23/20	6/30/21	65089.78	-60039.06	0.00	5050.72
U.S. Treasuries	9128287A2	US TREASURY	0	1.625	0.0931	1/12/21	6/30/21	97634.67	-91999.12	0	5635.55
U.S. Treasuries	912828S27	US TREASURY	0	1.125	1.6388	8/15/17	6/30/21	22531.08	9847.06	0	32378.14
U.S. Treasuries	912828S27	US TREASURY	0	1.125	0.1061	11/5/20	6/30/21	45062.15	-40628.3	0.00	4433.85
U.S. Treasuries	912796B40	TREASURY BILL	0	0	0.095	12/31/20	7/1/21	0	3826.39	103.94	3930.33
U.S. Treasuries	912796B40	TREASURY BILL	0	0	0.095	12/31/20	7/1/21	0	3826.39	103.94	3930.33
U.S. Treasuries	912796B57	TREASURY BILL	50000000	0	0.09	1/14/21	7/8/21	0	3750	0	3750
U.S. Treasuries	9127963S6	TREASURY BILL	100000000	0	0.09	1/14/21	7/15/21	0	7500	0	7500
U.S. Treasuries	912828Y20	US TREASURY	50000000	2.625	1.6932	12/12/19	7/15/21	108770.72	-37616.99	0	71153.73
U.S. Treasuries	912796C49	TREASURY BILL	50000000	0	0.0825	1/26/21	7/22/21	0.00	3437.5	0.00	3437.5
U.S. Treasuries	912796C49	TREASURY BILL	100000000	0	0.095	1/21/21	7/22/21	0	7916.71	0	7916.71
U.S. Treasuries	912796C56	TREASURY BILL	100000000	0	0.085	1/28/21	7/29/21	0	7083.29	0	7083.29
U.S. Treasuries	912796C64	TREASURY BILL	100000000	0	0.07	2/4/21	8/5/21	0.00	5833.35	0.00	5833.35
U.S. Treasuries	9127964B2	TREASURY BILL	100000000	0	0.05	2/11/21	8/12/21	0.00	4166.71	0.00	4166.71
U.S. Treasuries	912828YC8	US TREASURY	50000000	1.5	1.6587	12/9/19	8/31/21	61141.31	6407.24	0.00	67548.55
U.S. Treasuries	9127964L0	TREASURY BILL	50000000	0	0.1111	10/29/20	9/9/21	0.00	4625	0.00	4625
U.S. Treasuries	9127964L0	TREASURY BILL	50000000	0	0.1026	11/10/20	9/9/21	0	4270.83	0	4270.83
U.S. Treasuries	9128285A4	US TREASURY	50000000	2.75	0.1103	11/19/20	9/15/21	112092.39	-108203.13	0.00	3889.26
U.S. Treasuries	9128285A4	US TREASURY	50000000	2.75	0.1049	12/3/20	9/15/21	112092.39	-108377.95	0	3714.44
U.S. Treasuries	912828T34	US TREASURY	50000000	1.125	1.6923	12/11/19	9/30/21	46106.55	22850.67	0.00	68957.22
U.S. Treasuries	9127964V8	TREASURY BILL	50000000	0	0.1156	10/29/20	10/7/21	0	4812.5	0	4812.5
U.S. Treasuries	9127964V8	TREASURY BILL	50000000	0	0.1151	10/29/20	10/7/21	0.00	4791.65	0.00	4791.65
U.S. Treasuries	9127964V8	TREASURY BILL	50000000	0	0.0931	12/3/20	10/7/21	0	3875	0	3875
U.S. Treasuries	9128285F3	US TREASURY	50000000	2.875	0.1302	10/29/20	10/15/21	117827.87	-112680.29	0.00	5147.58
U.S. Treasuries	912828T67	US TREASURY	50000000	1.25	1.428	11/10/16	10/31/21	50951.08	7033.83	0.00	57984.91
U.S. Treasuries	9127964W6	TREASURY BILL	23860000	0	0.1352	11/5/20	11/4/21	0	2684.25	0	2684.25
U.S. Treasuries	9127964W6	TREASURY BILL	50000000	0	0.1377	11/5/20	11/4/21	0.00	5729.17	0.00	5729.17
U.S. Treasuries	9127964W6	TREASURY BILL	50000000	0	0.1201	11/10/20	11/4/21	0	5000	0	5000
U.S. Treasuries	9127964W6	TREASURY BILL	50000000	0	0.1001	11/19/20	11/4/21	0	4166.67	0	4166.67
U.S. Treasuries	9127964W6	TREASURY BILL	100000000	0	0.035	5/6/21	11/4/21	0	2916.6	0	2916.6
U.S. Treasuries	912796H51	TREASURY BILL	150000000	0	0.035	5/13/21	11/12/21	0	4375.08	0	4375.08

Monthly Investment Earnings

Pooled Fund

Type of Investment	CUSIP	Issuer Name	Par Value	Coupon	YTM ¹	Settle Date	Maturity		Amort.	Realized	Earned Income
							Date	Earned Interest			
U.S. Treasuries	912796H69	TREASURY BILL	10000000	0	0.03	5/20/21	11/18/21	0.00	2500.06	0.00	2500.06
U.S. Treasuries	912828U65	US TREASURY	50000000	1.75	0.0954	12/14/20	11/30/21	71721.31	-67942.05	0.00	3779.26
U.S. Treasuries	912828U65	US TREASURY	100000000	1.75	1.8957	12/13/16	11/30/21	143442.62	11376.17	0.00	154818.79
U.S. Treasuries	9127965G0	TREASURY BILL	50000000	0	0.0901	12/17/20	12/2/21	0.00	3750	0.00	3750
U.S. Treasuries	9127965G0	TREASURY BILL	100000000	0	0.1101	12/3/20	12/2/21	0	9166.65	0	9166.65
U.S. Treasuries	9128285R7	US TREASURY	50000000	2.625	0.1161	12/4/20	12/15/21	107857.82	-103006.56	0	4851.26
U.S. Treasuries	9128285R7	US TREASURY	50000000	2.625	0.1085	12/8/20	12/15/21	107857.82	-103326.61	0.00	4531.21
U.S. Treasuries	9128285R7	US TREASURY	50000000	2.625	0.1094	12/9/20	12/15/21	107857.82	-103289.25	0	4568.57
U.S. Treasuries	9128285R7	US TREASURY	50000000	2.625	0.1073	12/15/20	12/15/21	107857.82	-103381.85	0	4475.97
U.S. Treasuries	912796A90	TREASURY BILL	50000000	0	0.0902	1/26/21	12/30/21	0	3754.16	0	3754.16
U.S. Treasuries	912828U81	US TREASURY	50000000	2	1.6095	11/22/19	12/31/21	82827.89	-15675.73	0.00	67152.16
U.S. Treasuries	912796C31	TREASURY BILL	100000000	0	0.0901	1/28/21	1/27/22	0.00	7500	0.00	7500
U.S. Treasuries	912828Z60	US TREASURY	50000000	1.375	0.104	1/13/21	1/31/22	56975.14	-52168.33	0	4806.81
U.S. Treasuries	912828Z60	US TREASURY	50000000	1.375	0.1012	1/15/21	1/31/22	56975.14	-52288.38	0.00	4686.76
U.S. Treasuries	912796F38	TREASURY BILL	50000000	0	0.058	4/19/21	3/24/22	0	2416.66	0	2416.66
U.S. Treasuries	912828ZG8	US TREASURY	50000000	0.375	0.0673	4/8/21	3/31/22	15368.86	-12637.87	0.00	2730.99
U.S. Treasuries	912796G45	TREASURY BILL	100000000	0	0.065	4/22/21	4/21/22	0	5416.65	0	5416.65
U.S. Treasuries	912796H44	TREASURY BILL	200000000	0	0.055	5/20/21	5/19/22	0	9166.73	0	9166.73
U.S. Treasuries	912828XD7	US TREASURY	50000000	1.875	0.0798	5/13/21	5/31/22	76844.26	-73739.39	0.00	3104.87
U.S. Treasuries	9128286Y1	US TREASURY	50000000	1.75	0.0801	4/8/21	6/15/22	71905.22	-68607.86	0.00	3297.36
U.S. Treasuries	9128286Y1	US TREASURY	50000000	1.75	0.0922	4/28/21	6/15/22	71905.22	-68099.27	0	3805.95
U.S. Treasuries	912828XW5	US TREASURY	25000000	1.75	1.7692	8/15/17	6/30/22	36237.20	378.55	0.00	36615.75
U.S. Treasuries	912828ZX1	US TREASURY	50000000	0.125	0.107	3/12/21	6/30/22	5176.74	-740.13	0	4436.61
U.S. Treasuries	912828ZX1	US TREASURY	50000000	0.125	0.0906	3/31/21	6/30/22	5176.75	-1413.45	0	3763.3
U.S. Treasuries	912828ZX1	US TREASURY	50000000	0.125	0.0837	4/8/21	6/30/22	5176.75	-1700.26	0	3476.49
U.S. Treasuries	912828ZX1	US TREASURY	50000000	0.125	0.0927	4/15/21	6/30/22	5176.75	-1328.66	0.00	3848.09
U.S. Treasuries	912828ZX1	US TREASURY	50000000	0.125	0.0926	4/16/21	6/30/22	5176.75	-1331.68	0	3845.07
U.S. Treasuries	912828ZX1	US TREASURY	50000000	0.125	0.0924	4/19/21	6/30/22	5176.75	-1340.82	0	3835.93
U.S. Treasuries	912828YA2	US TREASURY	100000000	1.5	0.0988	3/30/21	8/15/22	124309.40	-115323.69	0.00	8985.71
U.S. Treasuries	91282CAG6	US TREASURY	50000000	0.125	0.0974	3/30/21	8/31/22	5095.11	-1128.97	0	3966.14
U.S. Treasuries	912828TY6	US TREASURY	50000000	1.625	0.1236	4/8/21	11/15/22	66236.41	-61493.44	0.00	4742.97
U.S. Treasuries	912828ZD5	US TREASURY	50000000	0.5	0.162	3/18/21	3/15/23	20380.43	-13862.62	0.00	6517.81
U.S. Treasuries	91282CBU4	US TREASURY	50000000	0.125	0.1537	5/4/21	3/31/23	5122.95	1178.61	0.00	6301.56
U.S. Treasuries	912828ZU7	US TREASURY	50000000	0.25	0.1911	3/12/21	6/15/23	10272.18	-2414.77	0.00	7857.41
U.S. Treasuries	912828ZU7	US TREASURY	50000000	0.25	0.1837	4/8/21	6/15/23	10272.17	-2716.75	0	7555.42
U.S. Treasuries	912828ZU7	US TREASURY	50000000	0.25	0.252	6/24/21	6/15/23	2390.71	18.96	0	2409.67
U.S. Treasuries	912828S35	US TREASURY	50000000	1.375	1.6093	1/9/20	6/30/23	56944.18	9334.34	0.00	66278.52
U.S. Treasuries	912828S35	US TREASURY	50000000	1.375	0.2422	6/24/21	6/30/23	13263.24	-10829.76	0	2433.48
U.S. Treasuries	91282CCK5	US TREASURY	50000000	0.125	0.2602	6/30/21	6/30/23	169.84	184.61	0	354.45
U.S. Treasuries	912828S92	US TREASURY	50000000	1.25	0.2011	4/1/21	7/31/23	51795.58	-43033.01	0	8762.57
U.S. Treasuries	912828S92	US TREASURY	50000000	1.25	0.2027	4/1/21	7/31/23	51795.58	-42964.16	0	8831.42
U.S. Treasuries	912828WE6	US TREASURY	50000000	2.75	1.7091	12/17/19	11/15/23	112092.39	-41167.34	0	70925.05
U.S. Treasuries	91282CBA8	US TREASURY	50000000	0.125	0.2954	3/19/21	12/15/23	5136.09	6965.69	0.00	12101.78
U.S. Treasuries	912828Y87	US TREASURY	50000000	1.75	0.4154	3/30/21	7/31/24	72513.81	-54411.92	0.00	18101.89
U.S. Treasuries	912828YM6	US TREASURY	50000000	1.5	0.5038	4/15/21	10/31/24	61141.31	-40450.05	0.00	20691.26
U.S. Treasuries	912828G38	US TREASURY	50000000	2.25	0.5162	3/9/21	11/15/24	91711.96	-70382.1	0.00	21329.86
U.S. Treasuries	912828G38	US TREASURY	50000000	2.25	0.4762	3/12/21	11/15/24	91711.96	-72065.08	0	19646.88
U.S. Treasuries	912828YY0	US TREASURY	50000000	1.75	0.5625	3/15/21	12/31/24	72474.41	-48159.25	0	24315.16
U.S. Treasuries	912828Z52	US TREASURY	50000000	1.375	0.5756	3/30/21	1/31/25	56975.14	-32408.23	0	24566.91
U.S. Treasuries	912828Z52	US TREASURY	50000000	1.375	0.5707	4/15/21	1/31/25	56975.14	-32613.11	0	24362.03
U.S. Treasuries	912828ZC7	US TREASURY	50000000	1.125	0.607	3/15/21	2/28/25	45855.98	-20990.02	0.00	24865.96
U.S. Treasuries	912828ZC7	US TREASURY	50000000	1.125	0.6083	3/31/21	2/28/25	45855.98	-20938.05	0	24917.93
U.S. Treasuries	912828ZF0	US TREASURY	50000000	0.5	0.613	4/15/21	3/31/25	20491.80	4578.91	0.00	25070.71
U.S. Treasuries	912828ZF0	US TREASURY	50000000	0.5	0.5822	4/19/21	3/31/25	20491.81	3331.96	0	23823.77

Monthly Investment Earnings

Pooled Fund

Type of Investment	CUSIP	Issuer Name	Par Value	Coupon	YTM ¹	Settle Date	Maturity		Amort.	Realized	Earned Income
							Date	Earned Interest			
U.S. Treasuries	912828ZL7	US TREASURY	50000000	0.375	0.5722	5/18/21	4/30/25	15285.33	7999.29	0.00	23284.62
U.S. Treasuries	912828ZW3	US TREASURY	50000000	0.25	0.6546	3/8/21	6/30/25	10353.48	16369.05	0	26722.53
U.S. Treasuries	912828ZW3	US TREASURY	50000000	0.25	0.7014	3/9/21	6/30/25	10353.49	18240.75	0.00	28594.24
U.S. Treasuries	912828ZW3	US TREASURY	50000000	0.25	0.6025	5/12/21	6/30/25	10353.48	14279.8	0.00	24633.28
U.S. Treasuries	912828ZW3	US TREASURY	50000000	0.25	0.6511	5/13/21	6/30/25	10353.49	16230.74	0	26584.23
U.S. Treasuries	912828ZW3	US TREASURY	50000000	0.25	0.6175	5/18/21	6/30/25	10353.49	14882.19	0.00	25235.68
U.S. Treasuries	91282CAM3	US TREASURY	50000000	0.25	0.6628	5/12/21	9/30/25	10245.90	16678.37	0.00	26924.27
U.S. Treasuries	91282CAT8	US TREASURY	50000000	0.25	0.5542	2/25/21	10/31/25	10190.21	12308.46	0.00	22498.67
U.S. Treasuries	91282CAT8	US TREASURY	50000000	0.25	0.6521	3/2/21	10/31/25	10190.21	16230.19	0.00	26420.4
U.S. Treasuries	91282CAT8	US TREASURY	50000000	0.25	0.6655	3/4/21	10/31/25	10190.21	16765.66	0	26955.87
U.S. Treasuries	91282CBC4	US TREASURY	50000000	0.375	0.6036	2/25/21	12/31/25	15530.23	9235.97	0.00	24766.2
U.S. Treasuries	91282CBC4	US TREASURY	50000000	0.375	0.6814	2/26/21	12/31/25	15530.23	12354.71	0.00	27884.94
U.S. Treasuries	91282CBW0	US TREASURY	50000000	0.75	0.8929	6/28/21	4/30/26	3057.07	573.67	0	3630.74
Subtotals			\$ 5,398,860,000					\$ 3,711,072	\$ (1,798,474)	\$ 22,442	\$ 1,935,041
Federal Agencies	3135G0U35	FANNIE MAE	\$ -	2.75	2.76	6/25/18	6/22/21	\$ 40,104	\$ 110	\$ -	\$ 40,215
Federal Agencies	313385HL3	FED HOME LN DISCOUNT NT	-	0.00	0.02	6/25/21	6/28/21	-	83	-	83
Federal Agencies	313313HN1	FED FARM CRD DISCOUNT NT	-	0.00	0.11	11/12/20	6/30/21	-	2,215	-	2,215
Federal Agencies	313385HN9	FED HOME LN DISCOUNT NT	-	0.00	0.04	6/17/21	6/30/21	-	1,264	-	1,264
Federal Agencies	313385HN9	FED HOME LN DISCOUNT NT	-	0.00	0.02	6/29/21	6/30/21	-	32	-	32
Federal Agencies	313385HN9	FED HOME LN DISCOUNT NT	-	0.00	0.02	6/29/21	6/30/21	-	56	-	56
Federal Agencies	313313HP6	FED FARM CRD DISCOUNT NT	-	0.00	0.09	12/15/20	7/1/21	-	2,000	1,556	3,556
Federal Agencies	313385HP4	FED HOME LN DISCOUNT NT	-	0.00	0.09	12/10/20	7/1/21	-	4,000	3,306	7,306
Federal Agencies	3130AGLD5	FEDERAL HOME LOAN BANK	26,830,000	1.88	0.07	2/4/21	7/7/21	41,922	(40,343)	-	1,579
Federal Agencies	313313JY5	FED FARM CRD DISCOUNT NT	50,000,000	0.00	0.10	12/18/20	8/3/21	-	4,167	-	4,167
Federal Agencies	313313KP2	FED FARM CRD DISCOUNT NT	28,700,000	0.00	0.09	12/2/20	8/18/21	-	2,153	-	2,153
Federal Agencies	313313KX5	FED FARM CRD DISCOUNT NT	50,000,000	0.00	0.10	11/25/20	8/26/21	-	4,167	-	4,167
Federal Agencies	313313LE6	FED FARM CRD DISCOUNT NT	10,000,000	0.00	0.12	11/16/20	9/2/21	-	1,000	-	1,000
Federal Agencies	313313LV8	FED FARM CRD DISCOUNT NT	10,000,000	0.00	0.10	12/21/20	9/17/21	-	833	-	833
Federal Agencies	313313MK1	FED FARM CRD DISCOUNT NT	5,000,000	0.00	0.12	11/18/20	10/1/21	-	500	-	500
Federal Agencies	3135G0Q89	FANNIE MAE	25,000,000	1.38	1.38	10/21/16	10/7/21	28,646	-	-	28,646
Federal Agencies	3133EJK24	FEDERAL FARM CREDIT BANK	25,000,000	3.00	3.03	10/19/18	10/19/21	62,500	523	-	63,023
Federal Agencies	313313NF1	FED FARM CRD DISCOUNT NT	5,000,000	0.00	0.10	12/21/20	10/21/21	-	417	-	417
Federal Agencies	313313NF1	FED FARM CRD DISCOUNT NT	16,000,000	0.00	0.11	11/19/20	10/21/21	-	1,467	-	1,467
Federal Agencies	313313NK0	FED FARM CRD DISCOUNT NT	20,000,000	0.00	0.11	11/23/20	10/25/21	-	1,833	-	1,833
Federal Agencies	313313NK0	FED FARM CRD DISCOUNT NT	50,000,000	0.00	0.11	11/30/20	10/25/21	-	4,583	-	4,583
Federal Agencies	3133EGZJ7	FEDERAL FARM CREDIT BANK	14,500,000	1.38	1.38	10/25/16	10/25/21	16,615	-	-	16,615
Federal Agencies	3133EGZJ7	FEDERAL FARM CREDIT BANK	15,000,000	1.38	1.38	10/25/16	10/25/21	17,188	-	-	17,188
Federal Agencies	3133ELWS9	FEDERAL FARM CREDIT BANK	50,000,000	0.40	0.41	4/15/20	10/25/21	16,667	409	-	17,076
Federal Agencies	3133ELWS9	FEDERAL FARM CREDIT BANK	50,000,000	0.40	0.41	4/15/20	10/25/21	16,667	409	-	17,076
Federal Agencies	313313NM6	FED FARM CRD DISCOUNT NT	30,000,000	0.00	0.10	12/3/20	10/27/21	-	2,500	-	2,500
Federal Agencies	313313NN4	FED FARM CRD DISCOUNT NT	50,000,000	0.00	0.10	11/24/20	10/28/21	-	4,167	-	4,167
Federal Agencies	3133EJTT4	FEDERAL FARM CREDIT BANK	50,000,000	3.05	3.09	11/15/18	11/15/21	127,083	1,369	-	128,452
Federal Agencies	3130AHJY0	FEDERAL HOME LOAN BANK	17,000,000	1.63	1.71	11/8/19	11/19/21	23,021	1,175	-	24,196
Federal Agencies	3130AHJY0	FEDERAL HOME LOAN BANK	25,000,000	1.63	1.71	11/8/19	11/19/21	33,854	1,728	-	35,583
Federal Agencies	3130AHJY0	FEDERAL HOME LOAN BANK	25,000,000	1.63	1.71	11/8/19	11/19/21	33,854	1,728	-	35,583
Federal Agencies	3130AHJY0	FEDERAL HOME LOAN BANK	45,000,000	1.63	1.71	11/8/19	11/19/21	60,938	3,111	-	64,049
Federal Agencies	3130AHJY0	FEDERAL HOME LOAN BANK	50,000,000	1.63	1.71	11/8/19	11/19/21	67,708	3,457	-	71,165
Federal Agencies	313313QA9	FED FARM CRD DISCOUNT NT	15,000,000	0.00	0.10	12/22/20	12/3/21	-	1,250	-	1,250
Federal Agencies	313313QL5	FED FARM CRD DISCOUNT NT	50,000,000	0.00	0.11	12/30/20	12/13/21	-	4,583	-	4,583
Federal Agencies	3133EJ3B3	FEDERAL FARM CREDIT BANK	19,000,000	2.80	0.74	3/19/20	12/17/21	44,333	(31,868)	-	12,465
Federal Agencies	3133EJ3B3	FEDERAL FARM CREDIT BANK	25,000,000	2.80	2.84	12/17/18	12/17/21	58,333	705	-	59,038
Federal Agencies	3133EJ3B3	FEDERAL FARM CREDIT BANK	25,000,000	2.80	2.84	12/17/18	12/17/21	58,333	705	-	59,038
Federal Agencies	3133EJ3B3	FEDERAL FARM CREDIT BANK	25,000,000	2.80	2.85	12/17/18	12/17/21	58,333	979	-	59,312

Monthly Investment Earnings

Pooled Fund

Type of Investment	CUSIP	Issuer Name	Par Value	Coupon	YTM ¹	Settle Date	Maturity		Amort.	Realized	Earned Income
							Date	Interest			
Federal Agencies	3130AHSR5	FEDERAL HOME LOAN BANK	22,500,000	1.63	1.68	12/20/19	12/20/21	30,469	997	-	31,466
Federal Agencies	3133EMLW0	FEDERAL FARM CREDIT BANK	62,500,000	0.09	0.11	1/20/21	12/29/21	4,688	834	-	5,522
Federal Agencies	313313RK6	FED FARM CRD DISCOUNT NT	50,000,000	0.00	0.06	3/30/21	1/5/22	-	2,500	-	2,500
Federal Agencies	3133ELTN4	FEDERAL FARM CREDIT BANK	50,000,000	0.53	0.82	3/18/20	1/18/22	22,083	5,075	-	27,158
Federal Agencies	3133ELTN4	FEDERAL FARM CREDIT BANK	63,450,000	0.53	0.67	3/23/20	1/18/22	28,024	7,231	-	35,255
Federal Agencies	3133ELKN3	FEDERAL FARM CREDIT BANK	100,000,000	1.55	1.55	1/28/20	1/28/22	129,167	328	-	129,495
Federal Agencies	3130AMEN8	FEDERAL HOME LOAN BANK	100,000,000	0.05	0.05	5/4/21	2/1/22	3,750	582	-	4,332
Federal Agencies	3130AMEN8	FEDERAL HOME LOAN BANK	100,000,000	0.05	0.05	5/6/21	2/1/22	3,750	499	-	4,249
Federal Agencies	3133EKAK2	FEDERAL FARM CREDIT BANK	20,700,000	2.53	2.56	2/19/19	2/14/22	43,643	478	-	44,121
Federal Agencies	3133EKBV7	FEDERAL FARM CREDIT BANK	10,000,000	2.55	2.56	3/1/19	3/1/22	21,250	77	-	21,327
Federal Agencies	313378WG2	FEDERAL HOME LOAN BANK	17,780,000	2.50	2.36	4/5/19	3/11/22	37,042	(1,932)	-	35,109
Federal Agencies	313378WG2	FEDERAL HOME LOAN BANK	40,000,000	2.50	2.36	4/5/19	3/11/22	83,333	(4,436)	-	78,897
Federal Agencies	3133EKDC7	FEDERAL FARM CREDIT BANK	26,145,000	2.47	2.36	4/8/19	3/14/22	53,815	(2,270)	-	51,545
Federal Agencies	3133EKDC7	FEDERAL FARM CREDIT BANK	45,500,000	2.47	2.36	4/8/19	3/14/22	93,654	(3,773)	-	89,882
Federal Agencies	3133ELUQ5	FEDERAL FARM CREDIT BANK	25,000,000	0.70	0.70	3/25/20	3/25/22	14,583	41	-	14,624
Federal Agencies	3133ELUQ5	FEDERAL FARM CREDIT BANK	25,000,000	0.70	0.71	3/25/20	3/25/22	14,583	288	-	14,871
Federal Agencies	3133ELUQ5	FEDERAL FARM CREDIT BANK	25,000,000	0.70	0.71	3/25/20	3/25/22	14,583	164	-	14,748
Federal Agencies	3133ELUQ5	FEDERAL FARM CREDIT BANK	25,000,000	0.70	0.73	3/25/20	3/25/22	14,583	688	-	15,272
Federal Agencies	3135G0T45	FANNIE MAE	25,000,000	1.88	1.81	6/6/17	4/5/22	39,063	(1,229)	-	37,834
Federal Agencies	3135G0V59	FANNIE MAE	25,000,000	2.25	2.36	4/12/19	4/12/22	46,875	2,245	-	49,120
Federal Agencies	3135G0V59	FANNIE MAE	50,000,000	2.25	2.36	4/12/19	4/12/22	93,750	4,489	-	98,239
Federal Agencies	3135G0V59	FANNIE MAE	50,000,000	2.25	2.36	4/12/19	4/12/22	93,750	4,489	-	98,239
Federal Agencies	3133EKHB5	FEDERAL FARM CREDIT BANK	50,000,000	2.35	2.37	4/18/19	4/18/22	97,917	835	-	98,752
Federal Agencies	3133EMXN7	FEDERAL FARM CREDIT BANK	19,550,000	0.06	0.07	4/28/21	4/27/22	978	135	-	1,113
Federal Agencies	3130AMEY4	FEDERAL HOME LOAN BANK	10,000,000	0.06	0.06	5/6/21	5/6/22	500	7	-	507
Federal Agencies	3130AMEY4	FEDERAL HOME LOAN BANK	10,000,000	0.06	0.06	5/18/21	5/6/22	500	8	-	508
Federal Agencies	313385WL6	FED HOME LN DISCOUNT NT	50,000,000	0.00	0.06	5/6/21	5/6/22	-	2,292	-	2,292
Federal Agencies	3130AMGM8	FEDERAL HOME LOAN BANK	50,000,000	0.06	0.06	5/11/21	5/10/22	2,500	138	-	2,638
Federal Agencies	3130AMJ37	FEDERAL HOME LOAN BANK	30,000,000	0.06	0.06	5/17/21	5/13/22	1,500	21	-	1,521
Federal Agencies	3130AMJ37	FEDERAL HOME LOAN BANK	45,000,000	0.06	0.06	5/13/21	5/13/22	2,250	148	-	2,398
Federal Agencies	3133EKLR5	FEDERAL FARM CREDIT BANK	25,000,000	2.25	2.32	5/16/19	5/16/22	46,875	1,389	-	48,264
Federal Agencies	3133EKLR5	FEDERAL FARM CREDIT BANK	35,000,000	2.25	2.32	5/16/19	5/16/22	65,625	1,945	-	67,570
Federal Agencies	3133EHLY7	FEDERAL FARM CREDIT BANK	50,000,000	1.88	1.85	6/6/17	6/2/22	78,125	(976)	-	77,149
Federal Agencies	3133EHLY7	FEDERAL FARM CREDIT BANK	50,000,000	1.88	1.88	6/9/17	6/2/22	78,125	41	-	78,166
Federal Agencies	3133ELDK7	FEDERAL FARM CREDIT BANK	20,000,000	1.63	1.63	12/16/19	6/15/22	27,167	35	-	27,202
Federal Agencies	3133ELDK7	FEDERAL FARM CREDIT BANK	25,000,000	1.63	1.63	12/16/19	6/15/22	33,958	44	-	34,002
Federal Agencies	3133ELDK7	FEDERAL FARM CREDIT BANK	25,000,000	1.63	1.63	12/16/19	6/15/22	33,958	44	-	34,002
Federal Agencies	3133EHZP1	FEDERAL FARM CREDIT BANK	25,000,000	1.85	0.69	3/18/20	9/20/22	38,542	(23,540)	-	15,002
Federal Agencies	3133ELVL5	FEDERAL FARM CREDIT BANK	40,000,000	0.70	0.71	4/3/20	10/3/22	23,333	329	-	23,662
Federal Agencies	3133EMWK4	FEDERAL FARM CREDIT BANK	60,000,000	0.14	0.15	5/18/21	1/19/23	7,000	619	-	7,619
Federal Agencies	3133ELJH8	FEDERAL FARM CREDIT BANK	10,140,000	1.60	0.74	3/25/20	1/23/23	13,520	(7,083)	-	6,437
Federal Agencies	3133EMUH3	FEDERAL FARM CREDIT BANK	65,000,000	0.13	0.16	3/31/21	3/23/23	6,771	1,864	-	8,634
Federal Agencies	3133EMVP4	FEDERAL FARM CREDIT BANK	20,000,000	0.13	0.19	4/13/21	4/13/23	2,083	1,085	-	3,168
Federal Agencies	3133EMVP4	FEDERAL FARM CREDIT BANK	25,000,000	0.13	0.19	4/13/21	4/13/23	2,604	1,356	-	3,960
Federal Agencies	3133EMVP4	FEDERAL FARM CREDIT BANK	50,000,000	0.13	0.19	4/13/21	4/13/23	5,208	2,712	-	7,921
Federal Agencies	3133EMXM9	FEDERAL FARM CREDIT BANK	44,500,000	0.13	0.17	5/5/21	4/27/23	4,635	1,569	-	6,205
Federal Agencies	3133EMYX4	FEDERAL FARM CREDIT BANK	12,500,000	0.13	0.19	5/10/21	5/10/23	1,302	658	-	1,960
Federal Agencies	3133EMYX4	FEDERAL FARM CREDIT BANK	25,000,000	0.13	0.19	5/10/21	5/10/23	2,604	1,315	-	3,919
Federal Agencies	3133EMYX4	FEDERAL FARM CREDIT BANK	75,000,000	0.13	0.19	5/10/21	5/10/23	7,813	3,945	-	11,758
Federal Agencies	3130AMRY0	FEDERAL HOME LOAN BANK	15,000,000	0.13	0.17	6/4/21	6/2/23	1,406	512	-	1,918
Federal Agencies	3133EMF31	FEDERAL FARM CREDIT BANK	100,000,000	0.13	0.16	6/2/21	6/2/23	10,069	2,463	-	12,532
Federal Agencies	3133EMH96	FEDERAL FARM CREDIT BANK	50,000,000	0.13	0.26	6/28/21	6/14/23	521	566	-	1,087
Federal Agencies	3133ELNE0	FEDERAL FARM CREDIT BANK	20,495,000	1.43	0.85	3/18/20	2/14/24	24,423	(9,572)	-	14,852
Federal Agencies	3133EMRZ7	FEDERAL FARM CREDIT BANK	5,000,000	0.25	0.26	2/26/21	2/26/24	1,042	49	-	1,091

Monthly Investment Earnings

Pooled Fund

Type of Investment	CUSIP	Issuer Name	Par Value	Coupon	YTM ¹	Settle Date	Maturity		Earned Interest	Amort.	Realized	Earned Income
							Date	Date		Expense	Gain/(Loss)	/Net Earnings
Federal Agencies	3133EMRZ7	FEDERAL FARM CREDIT BANK	5,000,000	0.25	0.26	2/26/21	2/26/24	1,042	49	-	-	1,091
Federal Agencies	3133EMRZ7	FEDERAL FARM CREDIT BANK	100,000,000	0.25	0.26	2/26/21	2/26/24	20,833	986	-	-	21,820
Federal Agencies	3133EMTW2	FEDERAL FARM CREDIT BANK	50,000,000	0.30	0.34	3/18/21	3/18/24	12,500	1,656	-	-	14,156
Federal Agencies	3133EMTW2	FEDERAL FARM CREDIT BANK	50,000,000	0.30	0.34	3/18/21	3/18/24	12,500	1,657	-	-	14,157
Federal Agencies	3133EMWV0	FEDERAL FARM CREDIT BANK	16,545,000	0.35	0.34	5/4/21	4/22/24	4,826	(128)	-	-	4,697
Federal Agencies	3133EMWV0	FEDERAL FARM CREDIT BANK	29,424,000	0.35	0.34	5/4/21	4/22/24	8,582	(228)	-	-	8,354
Federal Agencies	3133EMWV0	FEDERAL FARM CREDIT BANK	39,000,000	0.35	0.34	5/4/21	4/22/24	11,375	(302)	-	-	11,073
Federal Agencies	3133ELCP7	FEDERAL FARM CREDIT BANK	25,000,000	1.63	1.66	12/3/19	12/3/24	33,854	657	-	-	34,511
Federal Agencies	3135G0X24	FANNIE MAE	39,060,000	1.63	0.53	4/21/21	1/7/25	52,894	(34,765)	-	-	18,128
Federal Agencies	3137EAEP0	FREDDIE MAC	5,000,000	1.50	1.52	2/14/20	2/12/25	6,250	63	-	-	6,313
Federal Agencies	3137EAEP0	FREDDIE MAC	5,000,000	1.50	1.52	2/14/20	2/12/25	6,250	63	-	-	6,313
Federal Agencies	3137EAEP0	FREDDIE MAC	5,000,000	1.50	1.52	2/14/20	2/12/25	6,250	63	-	-	6,313
Federal Agencies	3137EAEP0	FREDDIE MAC	15,000,000	1.50	1.52	2/14/20	2/12/25	18,750	190	-	-	18,940
Federal Agencies	3137EAEP0	FREDDIE MAC	50,000,000	1.50	1.52	2/14/20	2/12/25	62,500	633	-	-	63,133
Federal Agencies	3137EAEP0	FREDDIE MAC	53,532,000	1.50	0.55	4/21/21	2/12/25	66,915	(41,308)	-	-	25,607
Federal Agencies	3133ELQY3	FEDERAL FARM CREDIT BANK	16,000,000	1.21	1.22	3/23/20	3/3/25	16,133	154	-	-	16,287
Federal Agencies	3133ELQY3	FEDERAL FARM CREDIT BANK	24,000,000	1.21	1.24	3/23/20	3/3/25	24,200	594	-	-	24,794
Federal Agencies	3133EMWT5	FEDERAL FARM CREDIT BANK	50,000,000	0.60	0.61	4/21/21	4/21/25	25,000	544	-	-	25,544
Federal Agencies	3135G05X7	FANNIE MAE	25,000,000	0.38	0.66	3/4/21	8/25/25	7,813	5,794	-	-	13,606
Federal Agencies	3135G05X7	FANNIE MAE	72,500,000	0.38	0.57	2/25/21	8/25/25	22,656	11,657	-	-	34,313
Federal Agencies	3137EAEX3	FREDDIE MAC	22,600,000	0.38	0.68	3/4/21	9/23/25	7,063	5,492	-	-	12,555
Federal Agencies	3130ALPE8	FEDERAL HOME LOAN BANK	-	1.08	1.08	3/23/21	3/23/26	66,000	-	-	-	66,000
Subtotals			\$ 3,695,451,000					\$ 2,809,576	\$ (56,692)	\$ 4,861	\$ 2,757,745	
Public Time Deposits	PPE91C5A0	BANK OF SAN FRANCISCO	\$ -	0.27	0.27	12/7/20	6/7/21	\$ 444	\$ -	\$ -	\$ -	444
Public Time Deposits	PPE51K841	BRIDGE BANK	-	0.20	0.20	12/23/20	6/21/21	1,100	-	-	-	1,100
Public Time Deposits	PPE52B4L6	BANK OF SAN FRANCISCO	10,000,000	0.10	0.10	3/22/21	9/20/21	833	-	-	-	833
Public Time Deposits	PPE62M5Z8	BRIDGE BANK	10,000,000	0.10	0.10	3/22/21	9/20/21	822	-	-	-	822
Public Time Deposits	PPE82MH19	BANK OF SAN FRANCISCO	10,000,000	0.07	0.07	6/7/21	12/6/21	467	-	-	-	467
Public Time Deposits	PPEE2K8C3	BRIDGE BANK	10,000,000	0.08	0.08	6/21/21	12/20/21	219	-	-	-	219
Subtotals			\$ 40,000,000					\$ 3,885	\$ -	\$ -	\$ 3,885	
Negotiable CDs	06367CBC0	BANK OF MONTREAL CHICAGO	\$ 50,000,000	0.15	0.15	2/17/21	7/2/21	\$ 6,250	\$ -	\$ -	\$ -	6,250
Negotiable CDs	06367CBD8	BANK OF MONTREAL CHICAGO	50,000,000	0.15	0.15	2/17/21	7/6/21	6,250	-	-	-	6,250
Negotiable CDs	06367CBS5	BANK OF MONTREAL CHICAGO	50,000,000	0.16	0.16	3/1/21	8/25/21	6,667	-	-	-	6,667
Negotiable CDs	06367CBT3	BANK OF MONTREAL CHICAGO	50,000,000	0.16	0.16	3/1/21	8/30/21	6,667	-	-	-	6,667
Negotiable CDs	89114W2V6	TORONTO DOMINION BANK NY	50,000,000	0.16	0.16	3/2/21	9/3/21	6,667	-	-	-	6,667
Negotiable CDs	78012UJ63	ROYAL BANK OF CANADA NY	100,000,000	0.18	0.18	3/16/21	9/13/21	15,000	-	-	-	15,000
Negotiable CDs	89114W2T1	TORONTO DOMINION BANK NY	70,000,000	0.16	0.16	3/2/21	9/24/21	9,333	-	-	-	9,333
Negotiable CDs	78012UG41	ROYAL BANK OF CANADA NY	100,000,000	0.13	0.13	2/23/21	9/27/21	10,042	-	-	-	10,042
Negotiable CDs	89114W2U8	TORONTO DOMINION BANK NY	40,000,000	0.16	0.16	3/2/21	9/29/21	5,333	-	-	-	5,333
Negotiable CDs	78012UG58	ROYAL BANK OF CANADA NY	50,000,000	0.12	0.12	2/23/21	10/25/21	5,067	-	-	-	5,067
Negotiable CDs	06367CCF2	BANK OF MONTREAL CHICAGO	50,000,000	0.20	0.20	3/8/21	1/3/22	8,333	-	-	-	8,333
Negotiable CDs	89114W3L7	TORONTO DOMINION BANK NY	50,000,000	0.20	0.20	3/8/21	1/5/22	8,333	-	-	-	8,333
Negotiable CDs	89114W3B9	TORONTO DOMINION BANK NY	60,000,000	0.20	0.20	3/4/21	1/6/22	10,000	-	-	-	10,000
Negotiable CDs	89114W2B0	TORONTO DOMINION BANK NY	100,000,000	0.18	0.18	2/18/21	1/14/22	15,000	-	-	-	15,000
Negotiable CDs	06367CCQ8	BANK OF MONTREAL CHICAGO	50,000,000	0.20	0.20	3/11/21	1/20/22	8,333	-	-	-	8,333
Negotiable CDs	89114W3W3	TORONTO DOMINION BANK NY	50,000,000	0.20	0.20	3/11/21	1/20/22	8,333	-	-	-	8,333
Negotiable CDs	06367CBA4	BANK OF MONTREAL CHICAGO	75,000,000	0.20	0.20	2/16/21	2/14/22	12,500	-	-	-	12,500
Negotiable CDs	78012UG82	ROYAL BANK OF CANADA NY	50,000,000	0.19	0.19	2/26/21	2/16/22	7,745	-	-	-	7,745
Negotiable CDs	78012UG90	ROYAL BANK OF CANADA NY	60,000,000	0.18	0.18	2/26/21	2/22/22	9,007	-	-	-	9,007
Negotiable CDs	06367CCJ4	BANK OF MONTREAL CHICAGO	50,000,000	0.16	0.16	3/9/21	2/28/22	6,458	-	-	-	6,458
Negotiable CDs	06367CDY0	BANK OF MONTREAL CHICAGO	50,000,000	0.20	0.20	4/6/21	2/28/22	8,333	-	-	-	8,333
Negotiable CDs	78012UH57	ROYAL BANK OF CANADA NY	50,000,000	0.17	0.17	3/9/21	2/28/22	8,393	-	-	-	8,393

Monthly Investment Earnings Pooled Fund

Type of Investment	CUSIP	Issuer Name	Par Value	Coupon	YTM ¹	Settle Date	Maturity		Earned Interest	Amort.	Realized	Earned Income
							Date	Date		Expense	Gain/(Loss)	/Net Earnings
Negotiable CDs	06367CBZ9	BANK OF MONTREAL CHICAGO	100,000,000	0.16	0.16	3/3/21	3/2/22	13,595	-	-	13,595	
Negotiable CDs	89114W3C7	TORONTO DOMINION BANK NY	50,000,000	0.21	0.21	3/4/21	3/4/22	8,750	-	-	8,750	
Negotiable CDs	78012UJ30	ROYAL BANK OF CANADA NY	50,000,000	0.23	0.23	3/11/21	3/11/22	9,583	-	-	9,583	
Negotiable CDs	89114W4K8	TORONTO DOMINION BANK NY	50,000,000	0.23	0.23	3/15/21	3/15/22	9,583	-	-	9,583	
Negotiable CDs	06367CCY1	BANK OF MONTREAL CHICAGO	50,000,000	0.17	0.17	3/16/21	3/16/22	8,490	-	-	8,490	
Negotiable CDs	78012UH73	ROYAL BANK OF CANADA NY	50,000,000	0.22	0.22	3/11/21	3/16/22	9,167	-	-	9,167	
Negotiable CDs	78012UK46	ROYAL BANK OF CANADA NY	50,000,000	0.23	0.23	3/30/21	3/28/22	9,583	-	-	9,583	
Negotiable CDs	89114W5N1	TORONTO DOMINION BANK NY	50,000,000	0.22	0.22	3/30/21	3/28/22	9,167	-	-	9,167	
Negotiable CDs	78012UK53	ROYAL BANK OF CANADA NY	50,000,000	0.23	0.23	4/6/21	4/6/22	9,583	-	-	9,583	
Negotiable CDs	89114W6T7	TORONTO DOMINION BANK NY	50,000,000	0.22	0.22	4/13/21	4/11/22	9,167	-	-	9,167	
Negotiable CDs	89114WBD6	TORONTO DOMINION BANK NY	50,000,000	0.21	0.21	5/25/21	5/25/22	8,750	-	-	8,750	
Subtotals			\$ 1,905,000,000					\$ 293,463	\$ -	\$ -	\$ 293,463	
Money Market Funds	262006208	DREYFUS GOVERN CASH MGMT-I	\$ 564,678,246	0.03	0.03	6/30/21	7/1/21	\$ 11,682	\$ -	\$ -	\$ 11,682	
Money Market Funds	608919718	FEDERATED GOVERNMENT OBL-PRM	105,073,553	0.03	0.03	6/30/21	7/1/21	2,761	-	-	2,761	
Money Market Funds	09248U718	BLACKROCK LIQ INST GOV FUND	10,546,119	0.01	0.01	6/30/21	7/1/21	44	-	-	44	
Money Market Funds	31607A703	FIDELITY INST GOV FUND	102,343,802	0.01	0.01	6/30/21	7/1/21	1,367	-	-	1,367	
Money Market Funds	61747C707	MORGAN STANLEY INST GOVT FUND	320,391,887	0.03	0.03	6/30/21	7/1/21	5,550	-	-	5,550	
Subtotals			\$ 1,103,033,607					\$ 21,404	\$ -	\$ -	\$ 21,404	
Supranationals	459515HP0	INTL FINANCE CORP DISC	\$ 20,000,000	0.00	0.09	11/23/20	7/1/21	\$ -	\$ 1,500	\$ -	\$ 1,500	
Supranationals	459515HP0	INTL FINANCE CORP DISC	35,000,000	0.00	0.10	11/17/20	7/1/21	-	2,917	-	2,917	
Supranationals	459515HP0	INTL FINANCE CORP DISC	45,000,000	0.00	0.09	11/24/20	7/1/21	-	3,375	-	3,375	
Supranationals	45950KCJ7	INTL FINANCE CORP	12,135,000	1.13	2.97	5/23/18	7/20/21	11,387	16,587	-	27,974	
Supranationals	459058GH0	INTL BK RECON & DEVELOP	50,000,000	2.75	2.85	7/25/18	7/23/21	114,583	3,208	-	117,792	
Supranationals	459053KM5	INTL BK RECON & DEVELOP DISC	100,000,000	0.00	0.02	5/11/21	8/16/21	-	1,667	-	1,667	
Supranationals	459058JV6	INTL BK RECON & DEVELOP	100,000,000	0.13	0.23	4/20/21	4/20/23	10,417	8,507	-	18,924	
Supranationals	4581X0CM8	INTER-AMERICAN DEVEL BK	100,000,000	2.13	0.58	4/26/21	1/15/25	177,083	(125,206)	-	51,877	
Subtotals			\$ 462,135,000					\$ 313,470	\$ (87,445)	\$ -	\$ 226,025	
Grand Totals			\$ 12,604,479,607					\$ 7,152,872	\$ (1,942,611)	\$ 27,303	\$ 5,237,564	

¹ Yield to maturity is calculated at purchase

Investment Transactions

Pooled Fund

For month ended June 30, 2021

Transaction	Settle Date	Maturity	Type of Investment	Issuer Name	CUSIP	Par Value	Coupon	YTM	Price	Interest	Transaction
Purchase	6/1/21	7/1/21	Money Market Funds	MORGAN STANLEY INST GOVT	61747C707	\$ 63,000,000	0.03	0.03	\$ 100.00	\$ -	\$ 63,000,000
Purchase	6/2/21	6/2/23	Federal Agencies	FEDERAL FARM CREDIT BANK	3133EMF31	100,000,000	0.13	0.16	99.94	-	99,938,000
Purchase	6/3/21	7/1/21	Money Market Funds	MORGAN STANLEY INST GOVT	61747C707	107,000,000	0.03	0.03	100.00	-	107,000,000
Purchase	6/4/21	7/1/21	Money Market Funds	FEDERATED GOVERNMENT OBL	608919718	50,000,000	0.03	0.03	100.00	-	50,000,000
Purchase	6/4/21	6/2/23	Federal Agencies	FEDERAL HOME LOAN BANK	3130AMRY0	15,000,000	0.13	0.17	99.91	-	14,986,200
Purchase	6/4/21	7/1/21	Money Market Funds	MORGAN STANLEY INST GOVT	61747C707	56,000,000	0.03	0.03	100.00	-	56,000,000
Purchase	6/7/21	12/6/21	Public Time Deposits	BANK OF SAN FRANCISCO	PPE82MH9	10,000,000	0.07	0.07	100.00	-	10,000,000
Purchase	6/8/21	7/1/21	Money Market Funds	DREYFUS GOVERN CASH MGMT	262006208	76,000,000	0.03	0.03	100.00	-	76,000,000
Purchase	6/10/21	7/1/21	Money Market Funds	FIDELITY INST GOV FUND	31607A703	44,000,000	0.01	0.01	100.00	-	44,000,000
Purchase	6/10/21	7/1/21	Money Market Funds	MORGAN STANLEY INST GOVT	61747C707	100,000,000	0.03	0.03	100.00	-	100,000,000
Purchase	6/15/21	7/1/21	Money Market Funds	FEDERATED GOVERNMENT OBL	608919718	100,000,000	0.03	0.03	100.00	-	100,000,000
Purchase	6/15/21	7/1/21	Money Market Funds	FIDELITY INST GOV FUND	31607A703	100,000,000	0.01	0.01	100.00	-	100,000,000
Purchase	6/15/21	7/1/21	Money Market Funds	MORGAN STANLEY INST GOVT	61747C707	100,000,000	0.03	0.03	100.00	-	100,000,000
Purchase	6/17/21	7/1/21	Money Market Funds	DREYFUS GOVERN CASH MGMT	262006208	100,000,000	0.03	0.03	100.00	-	100,000,000
Purchase	6/17/21	7/1/21	Money Market Funds	DREYFUS GOVERN CASH MGMT	262006208	200,000,000	0.03	0.03	100.00	-	200,000,000
Purchase	6/17/21	6/30/21	Federal Agencies	FED HOME LN DISCOUNT NT	313385HN9	100,000,000	0.00	0.04	100.00	-	99,998,736
Purchase	6/17/21	7/1/21	Money Market Funds	FIDELITY INST GOV FUND	31607A703	60,000,000	0.01	0.01	100.00	-	60,000,000
Purchase	6/17/21	6/29/21	U.S. Treasuries	TREASURY BILL	912796H36	100,000,000	0.00	0.04	100.00	-	99,998,833
Purchase	6/21/21	12/20/21	Public Time Deposits	BRIDGE BANK	PPEE2K8C3	10,000,000	0.08	0.08	100.00	-	10,000,000
Purchase	6/23/21	7/1/21	Money Market Funds	FEDERATED GOVERNMENT OBL	608919718	20,000,000	0.03	0.03	100.00	-	20,000,000
Purchase	6/24/21	7/1/21	Money Market Funds	DREYFUS GOVERN CASH MGMT	262006208	45,000,000	0.03	0.03	100.00	-	45,000,000
Purchase	6/24/21	7/1/21	Money Market Funds	FEDERATED GOVERNMENT OBL	608919718	100,000,000	0.03	0.03	100.00	-	100,000,000
Purchase	6/24/21	7/1/21	Money Market Funds	FIDELITY INST GOV FUND	31607A703	100,000,000	0.01	0.01	100.00	-	100,000,000
Purchase	6/24/21	6/30/23	U.S. Treasuries	US TREASURY	912828S35	50,000,000	1.38	0.24	102.28	332,355	51,471,027
Purchase	6/24/21	6/15/23	U.S. Treasuries	US TREASURY	912828ZU7	50,000,000	0.25	0.25	100.00	3,074	50,001,121
Purchase	6/25/21	6/28/21	Federal Agencies	FED HOME LN DISCOUNT NT	313385HL3	50,000,000	0.00	0.02	100.00	-	49,999,917
Purchase	6/28/21	6/14/23	Federal Agencies	FEDERAL FARM CREDIT BANK	3133EMH96	50,000,000	0.13	0.26	99.73	2,431	49,867,281
Purchase	6/28/21	4/30/26	U.S. Treasuries	US TREASURY	91282CBW0	50,000,000	0.75	0.89	99.32	60,122	49,722,232
Purchase	6/29/21	7/1/21	Money Market Funds	FEDERATED GOVERNMENT OBL	608919718	50,000,000	0.03	0.03	100.00	-	50,000,000
Purchase	6/29/21	6/30/21	Federal Agencies	FED HOME LN DISCOUNT NT	313385HN9	58,000,000	0.00	0.02	100.00	-	57,999,968
Purchase	6/29/21	6/30/21	Federal Agencies	FED HOME LN DISCOUNT NT	313385HN9	100,000,000	0.00	0.02	100.00	-	99,999,944
Purchase	6/29/21	7/1/21	Money Market Funds	FIDELITY INST GOV FUND	31607A703	50,000,000	0.01	0.01	100.00	-	50,000,000
Purchase	6/29/21	7/1/21	Money Market Funds	MORGAN STANLEY INST GOVT	61747C707	62,000,000	0.03	0.03	100.00	-	62,000,000
Purchase	6/30/21	7/1/21	Money Market Funds	DREYFUS GOVERN CASH MGMT	262006208	11,682	0.03	0.03	100.00	-	11,682
Purchase	6/30/21	7/1/21	Money Market Funds	FEDERATED GOVERNMENT OBL	608919718	2,761	0.03	0.03	100.00	-	2,761
Purchase	6/30/21	7/1/21	Money Market Funds	BLACKROCK LIQ INST GOV F	09248U718	44	0.01	0.01	100.00	-	44
Purchase	6/30/21	7/1/21	Money Market Funds	FIDELITY INST GOV FUND	31607A703	1,367	0.01	0.01	100.00	-	1,367
Purchase	6/30/21	7/1/21	Money Market Funds	MORGAN STANLEY INST GOVT	61747C707	5,550	0.03	0.03	100.00	-	5,550
Purchase	6/30/21	6/30/23	U.S. Treasuries	US TREASURY	91282CCK5	50,000,000	0.13	0.26	99.73	-	49,865,234
Subtotals						\$2,376,021,404	0.08	0.07	\$ 100.02	\$ 397,982	\$2,376,869,897
Sale	6/2/21	7/1/21	Money Market Funds	FEDERATED GOVERNMENT OBL	608919718	\$ 88,000,000	0.03	0.03	\$ 100.00	\$ -	\$ 88,000,000
Sale	6/7/21	7/1/21	Money Market Funds	DREYFUS GOVERN CASH MGMT	262006208	100,000,000	0.03	0.03	100.00	-	100,000,000
Sale	6/7/21	7/1/21	Money Market Funds	MORGAN STANLEY INST GOVT	61747C707	43,000,000	0.03	0.03	100.00	-	43,000,000
Sale	6/9/21	7/1/21	Money Market Funds	DREYFUS GOVERN CASH MGMT	262006208	32,000,000	0.03	0.03	100.00	-	32,000,000
Sale	6/11/21	6/15/21	U.S. Treasuries	US TREASURY	9128284T4	50,000,000	2.63	1.66	100.03	641,827	50,655,499
Sale	6/11/21	6/15/21	U.S. Treasuries	US TREASURY	9128284T4	50,000,000	2.63	1.65	100.03	641,827	50,655,499
Sale	6/14/21	7/1/21	Money Market Funds	DREYFUS GOVERN CASH MGMT	262006208	200,000,000	0.03	0.03	100.00	-	200,000,000
Sale	6/14/21	7/1/21	Money Market Funds	FEDERATED GOVERNMENT OBL	608919718	100,000,000	0.03	0.03	100.00	-	100,000,000
Sale	6/14/21	7/1/21	Money Market Funds	FIDELITY INST GOV FUND	31607A703	100,000,000	0.01	0.01	100.00	-	100,000,000
Sale	6/14/21	7/1/21	Money Market Funds	MORGAN STANLEY INST GOVT	61747C707	100,000,000	0.03	0.03	100.00	-	100,000,000
Sale	6/14/21	6/17/21	U.S. Treasuries	TREASURY BILL	912796H30	100,000,000	0.00	0.09	100.00	-	100,000,000

Investment Transactions

Pooled Fund

Transaction	Settle Date	Maturity	Type of Investment	Issuer Name	CUSIP	Par Value	Coupon	YTM	Price	Interest	Transaction
Sale	6/14/21	6/15/21	U.S. Treasuries	US TREASURY	9128284T4	50,000,000	2.63	1.69	100.01	652,644	50,656,236
Sale	6/14/21	6/15/21	U.S. Treasuries	US TREASURY	9128284T4	50,000,000	2.63	1.65	100.01	652,644	50,656,236
Sale	6/16/21	7/1/21	Money Market Funds	FIDELITY INST GOV FUND	31607A703	4,000,000	0.01	0.01	100.00	-	4,000,000
Sale	6/17/21	7/1/21	Federal Agencies	FED FARM CRD DISCOUNT NT	313313HP6	50,000,000	0.00	0.09	100.00	-	49,999,806
Sale	6/17/21	7/1/21	Federal Agencies	FED HOME LN DISCOUNT NT	313385HP4	100,000,000	0.00	0.09	100.00	-	99,999,806
Sale	6/18/21	7/1/21	Money Market Funds	FIDELITY INST GOV FUND	31607A703	12,000,000	0.01	0.01	100.00	-	12,000,000
Sale	6/21/21	7/1/21	Money Market Funds	DREYFUS GOVERN CASH MGMT	262006208	75,000,000	0.03	0.03	100.00	-	75,000,000
Sale	6/21/21	7/1/21	Money Market Funds	FIDELITY INST GOV FUND	31607A703	42,000,000	0.01	0.01	100.00	-	42,000,000
Sale	6/28/21	7/1/21	Money Market Funds	FEDERATED GOVERNMENT OBL	608919718	30,000,000	0.03	0.03	100.00	-	30,000,000
Sale	6/28/21	7/1/21	Money Market Funds	FIDELITY INST GOV FUND	31607A703	60,000,000	0.01	0.01	100.00	-	60,000,000
Sale	6/30/21	7/1/21	Money Market Funds	FEDERATED GOVERNMENT OBL	608919718	150,000,000	0.03	0.03	100.00	-	150,000,000
Sale	6/30/21	7/1/21	Money Market Funds	FIDELITY INST GOV FUND	31607A703	150,000,000	0.01	0.01	100.00	-	150,000,000
Sale	6/30/21	7/1/21	Money Market Funds	MORGAN STANLEY INST GOVT	61747C707	36,000,000	0.03	0.03	100.00	-	36,000,000
Sale	6/30/21	7/1/21	U.S. Treasuries	TREASURY BILL	912796B40	50,000,000	0.00	0.10	100.00	-	49,999,972
Sale	6/30/21	7/1/21	U.S. Treasuries	TREASURY BILL	912796B40	50,000,000	0.00	0.10	100.00	-	49,999,972
Subtotals						\$1,872,000,000	0.30	0.21	\$ 100.00	\$ 2,588,942	\$1,874,623,024
Call	6/23/21	3/23/26	Federal Agencies	FEDERAL HOME LOAN BANK	3130ALPE8	\$ 100,000,000	1.08	1.08	100.00	\$ -	\$ 100,000,000
Subtotals						\$ 100,000,000	1.08	1.08	\$ -	\$ -	\$ 100,000,000
Maturity	6/1/21	6/1/21	U.S. Treasuries	TREASURY BILL	912796G37	\$ 50,000,000	0.00	0.08	100.00	\$ -	\$ 50,000,000
Maturity	6/3/21	6/3/21	U.S. Treasuries	TREASURY BILL	912796A41	50,000,000	0.00	0.09	100.00	-	50,000,000
Maturity	6/3/21	6/3/21	U.S. Treasuries	TREASURY BILL	912796A41	50,000,000	0.00	0.08	100.00	-	50,000,000
Maturity	6/3/21	6/3/21	U.S. Treasuries	TREASURY BILL	912796A41	50,000,000	0.00	0.09	100.00	-	50,000,000
Maturity	6/7/21	6/7/21	Public Time Deposits	BANK OF SAN FRANCISCO	PPE91C5A0	10,000,000	0.27	0.27	100.00	10,111	10,010,111
Maturity	6/8/21	6/8/21	U.S. Treasuries	TREASURY BILL	912796G86	50,000,000	0.00	0.09	100.00	-	50,000,000
Maturity	6/8/21	6/8/21	U.S. Treasuries	TREASURY BILL	912796G86	50,000,000	0.00	0.09	100.00	-	50,000,000
Maturity	6/8/21	6/8/21	U.S. Treasuries	TREASURY BILL	912796G86	50,000,000	0.00	0.09	100.00	-	50,000,000
Maturity	6/10/21	6/10/21	U.S. Treasuries	TREASURY BILL	912796B24	50,000,000	0.00	0.09	100.00	-	50,000,000
Maturity	6/10/21	6/10/21	U.S. Treasuries	TREASURY BILL	912796B24	50,000,000	0.00	0.09	100.00	-	50,000,000
Maturity	6/10/21	6/10/21	U.S. Treasuries	TREASURY BILL	912796B24	50,000,000	0.00	0.09	100.00	-	50,000,000
Maturity	6/15/21	6/15/21	U.S. Treasuries	US TREASURY	9128284T4	50,000,000	2.63	0.11	100.00	656,250	50,656,250
Maturity	6/17/21	6/17/21	U.S. Treasuries	TREASURY BILL	9127963H0	100,000,000	0.00	0.09	100.00	-	100,000,000
Maturity	6/21/21	6/21/21	Public Time Deposits	BRIDGE BANK	PPE51K841	10,000,000	0.20	0.20	100.00	9,867	10,009,867
Maturity	6/22/21	6/22/21	Federal Agencies	FANNIE MAE	3135G0U35	25,000,000	2.75	2.76	100.00	343,750	25,343,750
Maturity	6/24/21	6/24/21	U.S. Treasuries	TREASURY BILL	912796B32	200,000,000	0.00	0.09	100.00	-	200,000,000
Maturity	6/28/21	6/28/21	Federal Agencies	FED HOME LN DISCOUNT NT	313385HL3	50,000,000	0.00	0.02	100.00	-	50,000,000
Maturity	6/29/21	6/29/21	U.S. Treasuries	TREASURY BILL	912796H36	50,000,000	0.00	0.07	100.00	-	50,000,000
Maturity	6/29/21	6/29/21	U.S. Treasuries	TREASURY BILL	912796H36	100,000,000	0.00	0.04	100.00	-	100,000,000
Maturity	6/30/21	6/30/21	Federal Agencies	FED FARM CRD DISCOUNT NT	313313HN1	25,000,000	0.00	0.11	100.00	-	25,000,000
Maturity	6/30/21	6/30/21	Federal Agencies	FED HOME LN DISCOUNT NT	313385HN9	58,000,000	0.00	0.02	100.00	-	58,000,000
Maturity	6/30/21	6/30/21	Federal Agencies	FED HOME LN DISCOUNT NT	313385HN9	100,000,000	0.00	0.04	100.00	-	100,000,000
Maturity	6/30/21	6/30/21	Federal Agencies	FED HOME LN DISCOUNT NT	313385HN9	100,000,000	0.00	0.02	100.00	-	100,000,000
Maturity	6/30/21	6/30/21	U.S. Treasuries	US TREASURY	9128287A2	50,000,000	1.63	1.71	100.00	406,250	50,406,250
Maturity	6/30/21	6/30/21	U.S. Treasuries	US TREASURY	9128287A2	50,000,000	1.63	1.67	100.00	406,250	50,406,250
Maturity	6/30/21	6/30/21	U.S. Treasuries	US TREASURY	9128287A2	50,000,000	1.63	1.65	100.00	406,250	50,406,250
Maturity	6/30/21	6/30/21	U.S. Treasuries	US TREASURY	9128287A2	50,000,000	1.63	0.12	100.00	406,250	50,406,250
Maturity	6/30/21	6/30/21	U.S. Treasuries	US TREASURY	9128287A2	75,000,000	1.63	0.09	100.00	609,375	75,609,375
Maturity	6/30/21	6/30/21	U.S. Treasuries	US TREASURY	912828S27	25,000,000	1.13	1.64	100.00	140,625	25,140,625
Maturity	6/30/21	6/30/21	U.S. Treasuries	US TREASURY	912828S27	50,000,000	1.13	0.11	100.00	281,250	50,281,250
Subtotals						\$1,728,000,000	0.43	0.28	\$ -	\$ 3,676,228	\$1,731,676,228

Investment Transactions

Pooled Fund

Transaction	Settle Date	Maturity	Type of Investment	Issuer Name	CUSIP	Par Value	Coupon	YTM	Price	Interest	Transaction
Interest	6/2/21	3/2/22	Negotiable CDs	BANK OF MONTREAL CHICAGO	06367CBZ9	\$ 100,000,000	0.21	0.21	0.00	0.00	\$ 54,158
Interest	6/2/21	6/2/22	Federal Agencies	FEDERAL FARM CREDIT BANK	3133EHL7	50,000,000	1.88	1.85	0.00	0.00	468,750
Interest	6/2/21	6/2/22	Federal Agencies	FEDERAL FARM CREDIT BANK	3133EHL7	50,000,000	1.88	1.88	0.00	0.00	468,750
Interest	6/3/21	12/3/24	Federal Agencies	FEDERAL FARM CREDIT BANK	3133ELCP7	25,000,000	1.63	1.66	0.00	0.00	203,125
Interest	6/15/21	6/15/22	Federal Agencies	FEDERAL FARM CREDIT BANK	3133ELDK7	20,000,000	1.63	1.63	0.00	0.00	163,000
Interest	6/15/21	6/15/22	Federal Agencies	FEDERAL FARM CREDIT BANK	3133ELDK7	25,000,000	1.63	1.63	0.00	0.00	203,750
Interest	6/15/21	6/15/22	Federal Agencies	FEDERAL FARM CREDIT BANK	3133ELDK7	25,000,000	1.63	1.63	0.00	0.00	203,750
Interest	6/15/21	12/15/21	U.S. Treasuries	US TREASURY	9128285R7	50,000,000	2.63	0.12	0.00	0.00	656,250
Interest	6/15/21	12/15/21	U.S. Treasuries	US TREASURY	9128285R7	50,000,000	2.63	0.11	0.00	0.00	656,250
Interest	6/15/21	12/15/21	U.S. Treasuries	US TREASURY	9128285R7	50,000,000	2.63	0.11	0.00	0.00	656,250
Interest	6/15/21	6/15/22	U.S. Treasuries	US TREASURY	9128286Y1	50,000,000	1.75	0.08	0.00	0.00	437,500
Interest	6/15/21	6/15/22	U.S. Treasuries	US TREASURY	9128286Y1	50,000,000	1.75	0.09	0.00	0.00	437,500
Interest	6/15/21	6/15/23	U.S. Treasuries	US TREASURY	912828ZU7	50,000,000	0.25	0.19	0.00	0.00	62,500
Interest	6/15/21	6/15/23	U.S. Treasuries	US TREASURY	912828ZU7	50,000,000	0.25	0.18	0.00	0.00	62,500
Interest	6/15/21	12/15/23	U.S. Treasuries	US TREASURY	91282CBA8	50,000,000	0.13	0.30	0.00	0.00	31,250
Interest	6/16/21	3/16/22	Negotiable CDs	BANK OF MONTREAL CHICAGO	06367CCY1	50,000,000	0.24	0.24	0.00	0.00	30,603
Interest	6/17/21	12/17/21	Federal Agencies	FEDERAL FARM CREDIT BANK	3133EJ3B3	19,000,000	2.80	0.74	0.00	0.00	266,000
Interest	6/17/21	12/17/21	Federal Agencies	FEDERAL FARM CREDIT BANK	3133EJ3B3	25,000,000	2.80	2.84	0.00	0.00	350,000
Interest	6/17/21	12/17/21	Federal Agencies	FEDERAL FARM CREDIT BANK	3133EJ3B3	25,000,000	2.80	2.84	0.00	0.00	350,000
Interest	6/17/21	12/17/21	Federal Agencies	FEDERAL FARM CREDIT BANK	3133EJ3B3	25,000,000	2.80	2.85	0.00	0.00	350,000
Interest	6/20/21	12/20/21	Federal Agencies	FEDERAL HOME LOAN BANK	3130AHSR5	22,500,000	1.63	1.68	0.00	0.00	182,813
Interest	6/21/21	9/20/21	Public Time Deposits	BANK OF SAN FRANCISCO	PPE52B4L6	10,000,000	0.10	0.10	0.00	0.00	2,528
Interest	6/23/21	3/23/26	Federal Agencies	FEDERAL HOME LOAN BANK	3130ALPE8	100,000,000	1.08	1.08	0.00	0.00	270,000
Interest	6/25/21	10/25/21	Negotiable CDs	ROYAL BANK OF CANADA NY	78012UG58	50,000,000	0.12	0.12	0.00	0.00	5,237
Interest	6/28/21	9/27/21	Negotiable CDs	ROYAL BANK OF CANADA NY	78012UG41	100,000,000	0.12	0.12	0.00	0.00	10,667
Interest	6/28/21	2/28/22	Negotiable CDs	ROYAL BANK OF CANADA NY	78012UH57	50,000,000	0.21	0.21	0.00	0.00	31,663
Interest	6/29/21	12/29/21	Federal Agencies	FEDERAL FARM CREDIT BANK	3133EMLW0	62,500,000	0.09	0.11	0.00	0.00	28,125
Interest	6/30/21	7/1/21	Money Market Funds	DREYFUS GOVERN CASH MGMT	262006208	564,678,246	0.03	0.03	0.00	0.00	11,682
Interest	6/30/21	7/1/21	Money Market Funds	FEDERATED GOVERNMENT OBL	608919718	105,073,553	0.03	0.03	0.00	0.00	2,761
Interest	6/30/21	7/1/21	Money Market Funds	BLACKROCK LIQ INST GOV F	09248U718	10,546,119	0.01	0.01	0.00	0.00	44
Interest	6/30/21	7/1/21	Money Market Funds	FIDELITY INST GOV FUND	31607A703	102,343,802	0.01	0.01	0.00	0.00	1,367
Interest	6/30/21	7/1/21	Money Market Funds	MORGAN STANLEY INST GOVT	61747C707	320,391,887	0.03	0.03	0.00	0.00	5,550
Interest	6/30/21	6/30/23	U.S. Treasuries	US TREASURY	912828S35	50,000,000	1.38	1.61	0.00	0.00	343,750
Interest	6/30/21	6/30/23	U.S. Treasuries	US TREASURY	912828S35	50,000,000	1.38	0.24	0.00	0.00	343,750
Interest	6/30/21	12/31/21	U.S. Treasuries	US TREASURY	912828U81	50,000,000	2.00	1.61	0.00	0.00	500,000
Interest	6/30/21	6/30/22	U.S. Treasuries	US TREASURY	912828XW5	25,000,000	1.75	1.77	0.00	0.00	218,750
Interest	6/30/21	12/31/24	U.S. Treasuries	US TREASURY	912828YY0	50,000,000	1.75	0.56	0.00	0.00	437,500
Interest	6/30/21	6/30/25	U.S. Treasuries	US TREASURY	912828ZW3	50,000,000	0.25	0.65	0.00	0.00	62,500
Interest	6/30/21	6/30/25	U.S. Treasuries	US TREASURY	912828ZW3	50,000,000	0.25	0.70	0.00	0.00	62,500
Interest	6/30/21	6/30/25	U.S. Treasuries	US TREASURY	912828ZW3	50,000,000	0.25	0.60	0.00	0.00	62,500
Interest	6/30/21	6/30/25	U.S. Treasuries	US TREASURY	912828ZW3	50,000,000	0.25	0.65	0.00	0.00	62,500
Interest	6/30/21	6/30/25	U.S. Treasuries	US TREASURY	912828ZW3	50,000,000	0.25	0.62	0.00	0.00	62,500
Interest	6/30/21	6/30/22	U.S. Treasuries	US TREASURY	912828ZX1	50,000,000	0.13	0.11	0.00	0.00	31,250
Interest	6/30/21	6/30/22	U.S. Treasuries	US TREASURY	912828ZX1	50,000,000	0.13	0.09	0.00	0.00	31,250
Interest	6/30/21	6/30/22	U.S. Treasuries	US TREASURY	912828ZX1	50,000,000	0.13	0.08	0.00	0.00	31,250
Interest	6/30/21	6/30/22	U.S. Treasuries	US TREASURY	912828ZX1	50,000,000	0.13	0.09	0.00	0.00	31,250
Interest	6/30/21	6/30/22	U.S. Treasuries	US TREASURY	912828ZX1	50,000,000	0.13	0.09	0.00	0.00	31,250
Interest	6/30/21	6/30/22	U.S. Treasuries	US TREASURY	912828ZX1	50,000,000	0.13	0.09	0.00	0.00	31,250

Investment Transactions Pooled Fund

Transaction	Settle Date	Maturity	Type of Investment	Issuer Name	CUSIP	Par Value	Coupon	YTM	Price	Interest	Transaction
Interest	6/30/21	12/31/25	U.S. Treasuries	US TREASURY	91282CBC4	50,000,000	0.38	0.60	0.00	0.00	93,750
Interest	6/30/21	12/31/25	U.S. Treasuries	US TREASURY	91282CBC4	50,000,000	0.38	0.68	0.00	0.00	93,750
Subtotals						\$3,262,033,607	0.64	0.42	\$ -	\$ -	\$ 9,851,821

Grand Totals	39	Purchases									
	(26)	Sales									
	(31)	Maturities / Calls									
	(18)	Change in number of positions									