

**Office of the Treasurer & Tax Collector
City and County of San Francisco**



José Cisneros, Treasurer

Tajel Shah, Chief Assistant Treasurer
Hubert R White, III CFA, CTP, Chief Investment Officer

Investment Report for the month of September 2021

October 15, 2021

**The Honorable London N. Breed
Mayor of San Francisco
City Hall, Room 200
1 Dr. Carlton B. Goodlett Place
San Francisco, CA 94102-4638**

**The Honorable Board of Supervisors
City and County of San Francisco
City Hall, Room 244
1 Dr. Carlton B. Goodlett Place
San Francisco, CA 94102-4638**

Colleagues,

In accordance with the provisions of California State Government Code, Section 53646, we forward this report detailing the City's pooled fund portfolio as of September 30, 2021. These investments provide sufficient liquidity to meet expenditure requirements for the next six months and are in compliance with our statement of investment policy and California Code.

This correspondence and its attachments show the investment activity for the month of September 2021 for the portfolios under the Treasurer's management. All pricing and valuation data is obtained from Interactive Data Corporation.

CCSF Pooled Fund Investment Earnings Statistics *

<i>(in \$ million)</i>	Current Month		Prior Month	
	<u>Fiscal YTD</u>	<u>September 2021</u>	<u>Fiscal YTD</u>	<u>August 2021</u>
Average Daily Balance	\$ 12,705	\$ 12,773	\$ 12,672	\$ 12,782
Net Earnings	15.41	5.32	10.09	5.16
Earned Income Yield	0.48%	0.51%	0.47%	0.48%

CCSF Pooled Fund Statistics *

<i>(in \$ million)</i>	% of	Book	Market	Wtd. Avg.	Wtd. Avg.	WAM
Investment Type	Portfolio	Value	Value	Coupon	YTM	
U.S. Treasuries	45.03%	\$ 5,732.6	\$ 5,712.9	0.76%	0.41%	719
Federal Agencies	35.14%	4,449.1	4,458.5	0.84%	0.83%	554
Public Time Deposits	0.32%	40.0	40.0	0.08%	0.08%	123
Negotiable CDs	12.97%	1,645.0	1,645.8	0.19%	0.19%	164
Money Market Funds	4.47%	567.1	567.1	0.03%	0.03%	1
Supranationals	2.08%	265.2	263.7	0.49%	0.46%	1,007
Totals	100.0%	\$ 12,698.9	\$ 12,688.0	0.68%	0.51%	561

In the remainder of this report, we provide additional information and analytics at the security-level and portfolio-level, as recommended by the California Debt and Investment Advisory Commission.

Respectfully,

**José Cisneros
Treasurer**

cc: Treasury Oversight Committee: Aimee Brown, Kevin Kone, Brenda Kwee McNulty, Eric Sandler, Meghan Wallace
Ben Rosenfield - Controller, Office of the Controller
Mark de la Rosa - Acting Audits Director, Office of the Controller
Mayor's Office of Public Policy and Finance
San Francisco County Transportation Authority
San Francisco Public Library
San Francisco Health Service System

Portfolio Summary

Pooled Fund

As of September 30, 2021

<i>(in \$ million)</i>							
Security Type	Par Value	Book Value	Market Value	Market/Book Price	Current % Allocation	Max. Policy Allocation	Compliant?
U.S. Treasuries	\$ 5,698.9	\$ 5,732.6	\$ 5,712.9	99.66	45.03%	100%	Yes
Federal Agencies	4,446.8	4,449.1	4,458.5	100.21	35.14%	100%	Yes
State & Local Government							
Agency Obligations	-	-	-	-	0.00%	20%	Yes
Public Time Deposits	40.0	40.0	40.0	100.00	0.32%	100%	Yes
Negotiable CDs	1,645.0	1,645.0	1,645.8	100.05	12.97%	30%	Yes
Bankers Acceptances	-	-	-	-	0.00%	40%	Yes
Commercial Paper	-	-	-	-	0.00%	25%	Yes
Medium Term Notes	-	-	-	-	0.00%	30%	Yes
Repurchase Agreements	-	-	-	-	0.00%	10%	Yes
Reverse Repurchase/ Securities Lending Agreements	-	-	-	-	0.00%	\$75mm	Yes
Money Market Funds - Government	567.1	567.1	567.1	100.00	4.47%	20%	Yes
LAIF	-	-	-	-	0.00%	\$50mm	Yes
Supranationals	259.5	265.2	263.7	99.44	2.08%	30%	Yes
TOTAL	\$ 12,657.3	\$ 12,698.9	\$ 12,688.0	99.91	100.00%	-	Yes

The City and County of San Francisco uses the following methodology to determine compliance: Compliance is pre-trade and calculated on a par value basis of the overall portfolio value. Cash balances are included in the City's compliance calculations.

Please note the information in this report does not include cash balances. Due to fluctuations in the market value of the securities held in the Pooled Fund and changes in the City's cash position, the allocation limits may be exceeded on a post-trade compliance basis. In these instances, no compliance violation has occurred, as the policy limits were not exceeded prior to trade execution. The full Investment Policy can be found at <https://sftreasurer.org/banking-investments/investments>

Totals may not add due to rounding.

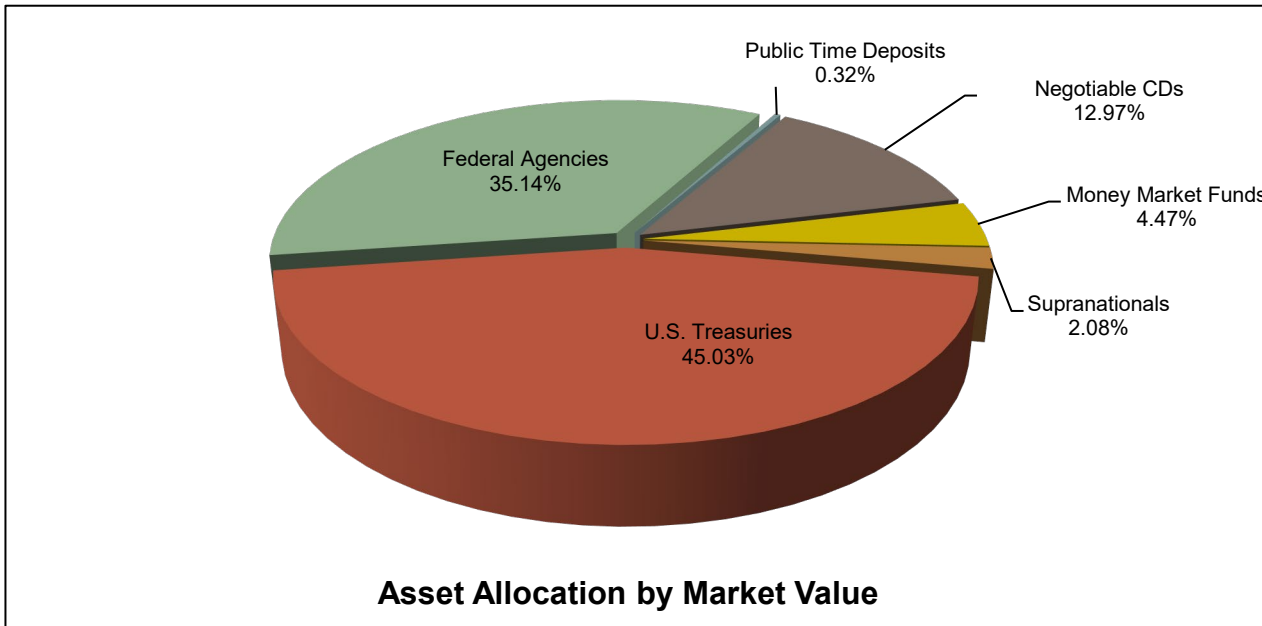
City and County of San Francisco

Pooled Fund Portfolio Statistics

For the month ended September 30, 2021

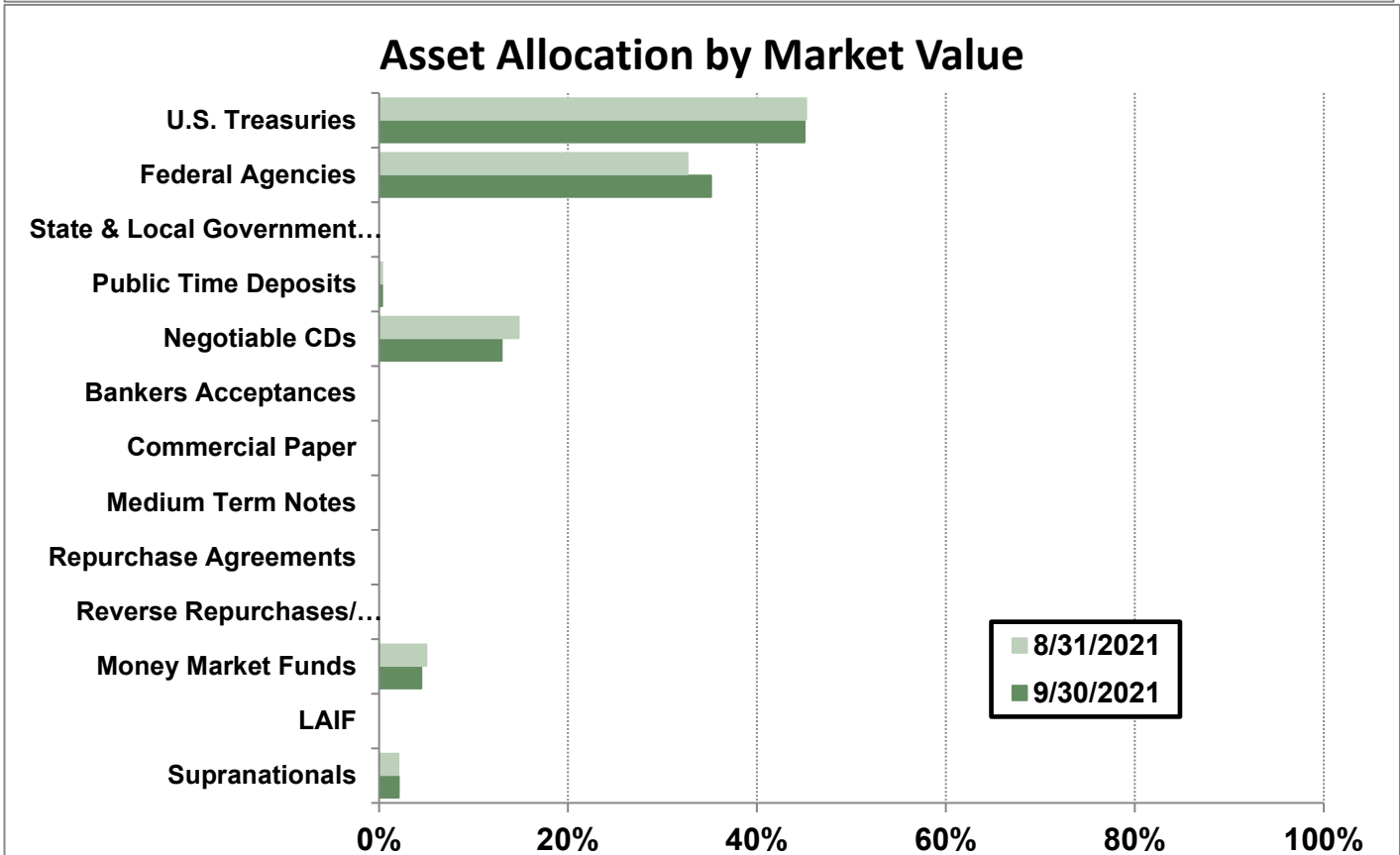
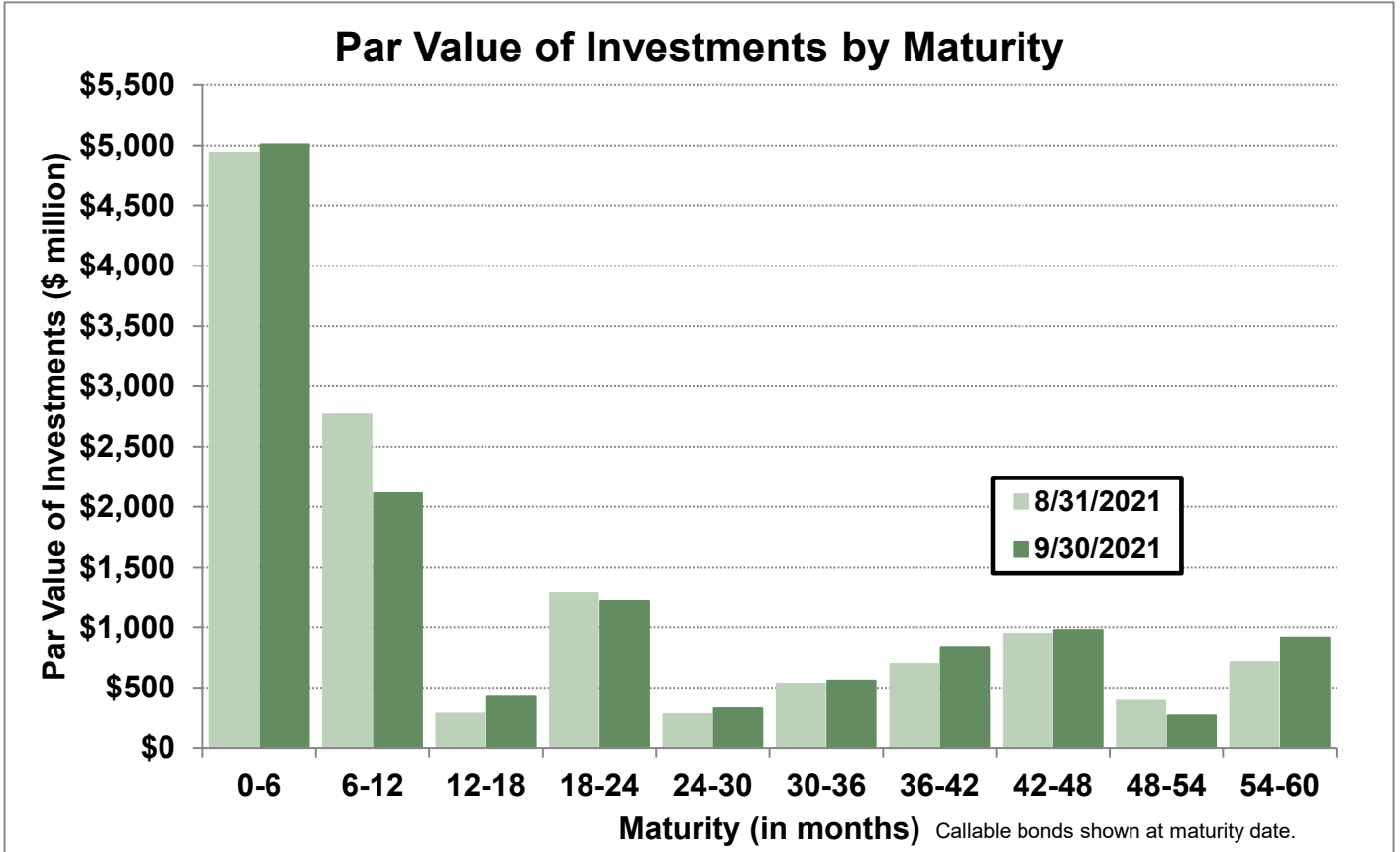
Average Daily Balance	\$12,773,375,126
Net Earnings	\$5,315,131
Earned Income Yield	0.51%
Weighted Average Maturity	561 days

Investment Type	(\$ million)	Par Value	Book Value	Market Value
U.S. Treasuries		\$ 5,698.9	\$ 5,732.6	\$ 5,712.9
Federal Agencies		4,446.8	4,449.1	4,458.5
Public Time Deposits		40.0	40.0	40.0
Negotiable CDs		1,645.0	1,645.0	1,645.8
Money Market Funds		567.1	567.1	567.1
Supranationals		259.5	265.2	263.7
Total		\$ 12,657.3	\$ 12,698.9	\$ 12,688.0

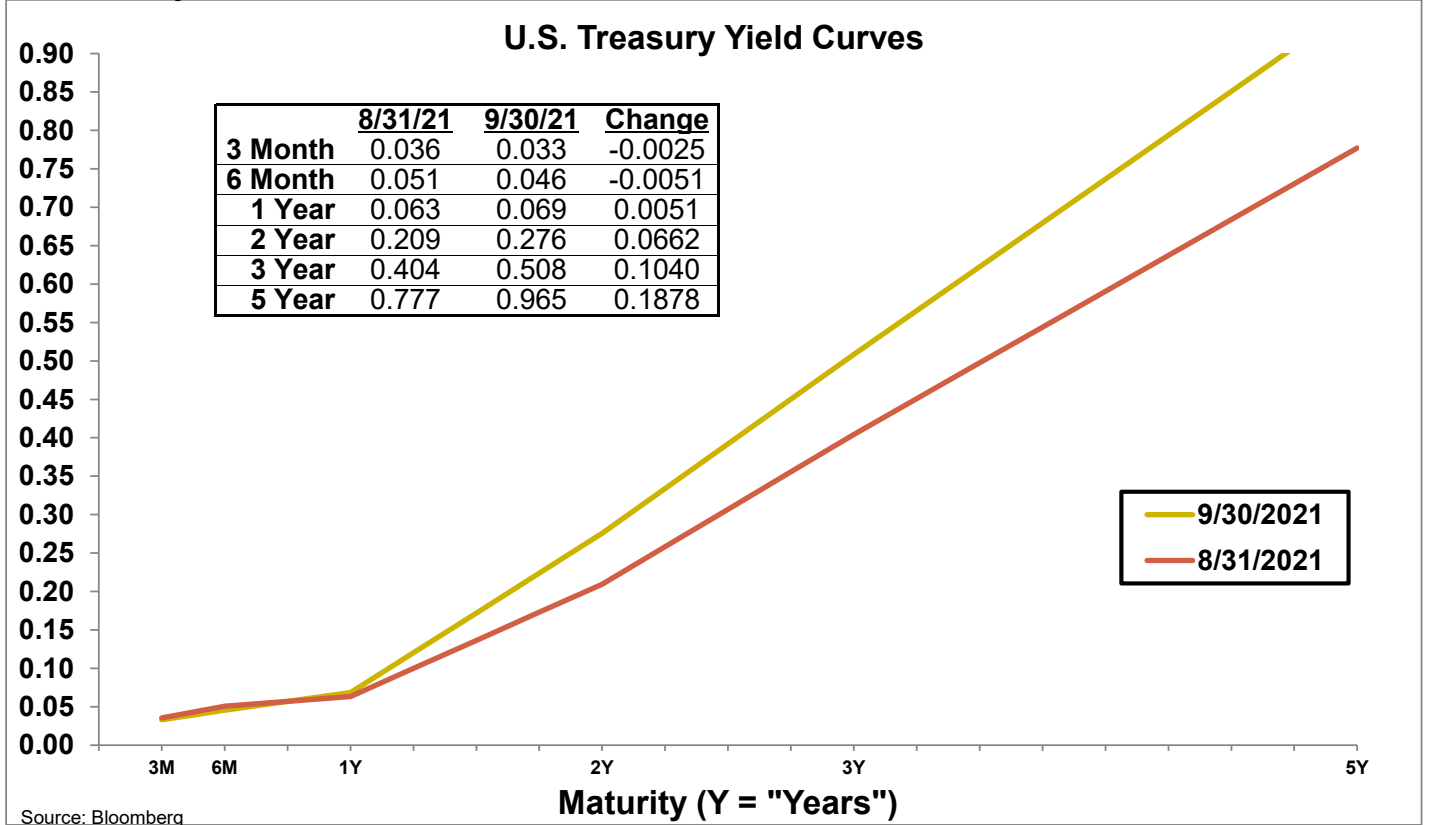
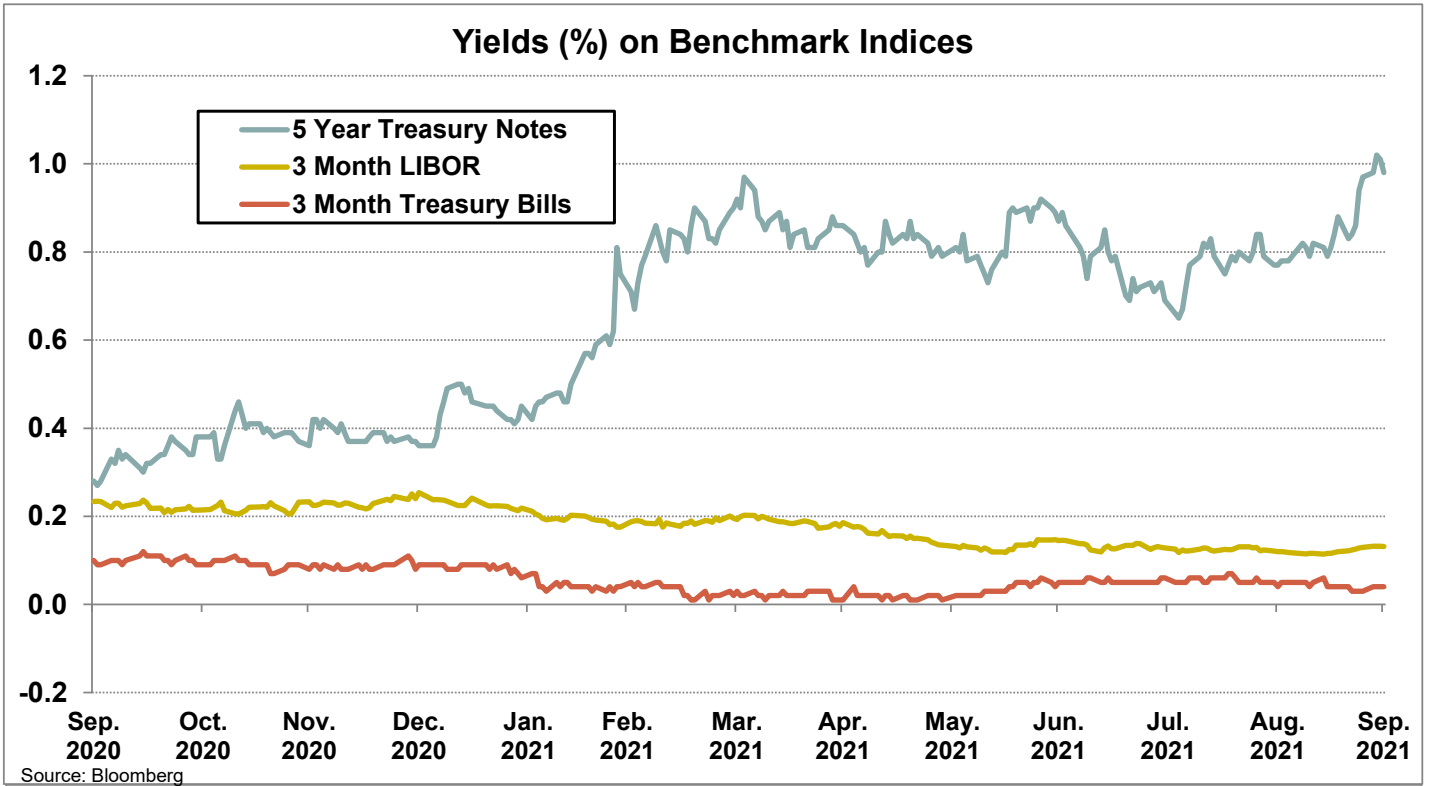


Portfolio Analysis

Pooled Fund



Yield Curves



Investment Inventory

Pooled Fund

As of September 30, 2021

Type of Investment	CUSIP	Issuer Name	Maturity		Coupon	Par Value	Book Value	Amortized		Market Value
			Settle Date	Date				Book Value	Market Value	
U.S. Treasuries	9127964V8	TREASURY BILL	10/29/2020	10/7/2021	0.00	\$ 50,000,000	\$ 49,944,977	\$ 49,999,038	\$ 50,000,000	
U.S. Treasuries	9127964V8	TREASURY BILL	10/29/2020	10/7/2021	0.00	50,000,000	49,945,216	49,999,042	50,000,000	
U.S. Treasuries	9127964V8	TREASURY BILL	12/3/2020	10/7/2021	0.00	50,000,000	49,960,217	49,999,225	50,000,000	
U.S. Treasuries	9128285F3	US TREASURY	10/29/2020	10/15/2021	2.88	50,000,000	51,318,359	50,052,584	50,054,000	
U.S. Treasuries	912828T67	US TREASURY	11/10/2016	10/31/2021	1.25	50,000,000	49,574,219	49,992,966	50,048,500	
U.S. Treasuries	9127964W6	TREASURY BILL	11/5/2020	11/4/2021	0.00	23,860,000	23,827,431	23,856,958	23,858,568	
U.S. Treasuries	9127964W6	TREASURY BILL	11/5/2020	11/4/2021	0.00	50,000,000	49,930,486	49,993,507	49,997,000	
U.S. Treasuries	9127964W6	TREASURY BILL	11/10/2020	11/4/2021	0.00	50,000,000	49,940,167	49,994,333	49,997,000	
U.S. Treasuries	9127964W6	TREASURY BILL	11/19/2020	11/4/2021	0.00	50,000,000	49,951,389	49,995,278	49,997,000	
U.S. Treasuries	9127964W6	TREASURY BILL	5/6/2021	11/4/2021	0.00	100,000,000	99,982,306	99,996,695	99,994,000	
U.S. Treasuries	912796H51	TREASURY BILL	5/13/2021	11/12/2021	0.00	150,000,000	149,973,312	149,993,875	149,992,500	
U.S. Treasuries	912796H69	TREASURY BILL	5/20/2021	11/18/2021	0.00	100,000,000	99,984,833	99,996,000	99,996,000	
U.S. Treasuries	912828U65	US TREASURY	12/14/2020	11/30/2021	1.75	50,000,000	50,794,922	50,135,884	50,138,500	
U.S. Treasuries	912828U65	US TREASURY	12/13/2016	11/30/2021	1.75	100,000,000	99,312,500	99,972,248	100,277,000	
U.S. Treasuries	9127965G0	TREASURY BILL	12/17/2020	12/2/2021	0.00	50,000,000	49,956,250	49,992,250	49,997,500	
U.S. Treasuries	9127965G0	TREASURY BILL	12/3/2020	12/2/2021	0.00	100,000,000	99,888,778	99,981,056	99,995,000	
U.S. Treasuries	9128285R7	US TREASURY	12/4/2020	12/15/2021	2.63	50,000,000	51,291,016	50,257,516	50,264,000	
U.S. Treasuries	9128285R7	US TREASURY	12/8/2020	12/15/2021	2.63	50,000,000	51,281,250	50,258,317	50,264,000	
U.S. Treasuries	9128285R7	US TREASURY	12/9/2020	12/15/2021	2.63	50,000,000	51,277,344	50,258,223	50,264,000	
U.S. Treasuries	9128285R7	US TREASURY	12/15/2020	12/15/2021	2.63	50,000,000	51,257,813	50,258,455	50,264,000	
U.S. Treasuries	912796A90	TREASURY BILL	1/26/2021	12/30/2021	0.00	50,000,000	49,957,703	49,988,738	49,995,500	
U.S. Treasuries	912828U81	US TREASURY	11/22/2019	12/31/2021	2.00	50,000,000	50,402,344	50,047,550	50,241,500	
U.S. Treasuries	912796C31	TREASURY BILL	1/28/2021	1/27/2022	0.00	100,000,000	99,909,000	99,970,500	99,986,000	
U.S. Treasuries	912828Z60	US TREASURY	1/13/2021	1/31/2022	1.38	50,000,000	50,666,016	50,212,151	50,220,000	
U.S. Treasuries	912828Z60	US TREASURY	1/15/2021	1/31/2022	1.38	50,000,000	50,664,063	50,212,639	50,220,000	
U.S. Treasuries	912796F38	TREASURY BILL	4/19/2021	3/24/2022	0.00	50,000,000	49,972,692	49,985,983	49,989,000	
U.S. Treasuries	912828ZG8	US TREASURY	4/8/2021	3/31/2022	0.38	50,000,000	50,150,391	50,076,248	50,078,000	
U.S. Treasuries	912796G45	TREASURY BILL	4/22/2021	4/21/2022	0.00	100,000,000	99,934,278	99,963,528	99,973,000	
U.S. Treasuries	912796H44	TREASURY BILL	5/20/2021	5/19/2022	0.00	200,000,000	199,888,777	199,929,722	199,936,000	
U.S. Treasuries	912828XD7	US TREASURY	5/13/2021	5/31/2022	1.88	50,000,000	50,941,406	50,594,831	50,597,500	
U.S. Treasuries	9128286Y1	US TREASURY	4/8/2021	6/15/2022	1.75	50,000,000	50,990,240	50,587,741	50,582,000	
U.S. Treasuries	9128286Y1	US TREASURY	4/28/2021	6/15/2022	1.75	50,000,000	50,937,500	50,583,384	50,582,000	
U.S. Treasuries	912828XW5	US TREASURY	8/15/2017	6/30/2022	1.75	25,000,000	24,977,539	24,996,568	25,310,500	
U.S. Treasuries	912828ZX1	US TREASURY	3/12/2021	6/30/2022	0.13	50,000,000	50,011,719	50,006,711	50,015,500	
U.S. Treasuries	912828ZX1	US TREASURY	3/31/2021	6/30/2022	0.13	50,000,000	50,021,484	50,012,815	50,015,500	
U.S. Treasuries	912828ZX1	US TREASURY	4/8/2021	6/30/2022	0.13	50,000,000	50,025,391	50,015,416	50,015,500	
U.S. Treasuries	912828ZX1	US TREASURY	4/15/2021	6/30/2022	0.13	50,000,000	50,019,531	50,012,046	50,015,500	
U.S. Treasuries	912828ZX1	US TREASURY	4/16/2021	6/30/2022	0.13	50,000,000	50,019,531	50,012,074	50,015,500	
U.S. Treasuries	912828ZX1	US TREASURY	4/19/2021	6/30/2022	0.13	50,000,000	50,019,531	50,012,157	50,015,500	
U.S. Treasuries	912828YA2	US TREASURY	3/30/2021	8/15/2022	1.50	100,000,000	101,933,594	101,222,431	101,234,000	
U.S. Treasuries	91282CAG6	US TREASURY	3/30/2021	8/31/2022	0.13	50,000,000	50,019,531	50,012,569	50,011,500	
U.S. Treasuries	912828TY6	US TREASURY	4/8/2021	11/15/2022	1.63	50,000,000	51,201,172	50,840,410	50,840,000	
U.S. Treasuries	912828Z86	US TREASURY	8/17/2021	2/15/2023	1.38	50,000,000	50,927,565	50,847,828	50,826,000	
U.S. Treasuries	912828ZD5	US TREASURY	3/18/2021	3/15/2023	0.50	50,000,000	50,335,938	50,244,906	50,232,500	
U.S. Treasuries	91282CBU4	US TREASURY	5/4/2021	3/31/2023	0.13	50,000,000	49,972,656	49,978,549	49,953,000	
U.S. Treasuries	912828ZU7	US TREASURY	3/12/2021	6/15/2023	0.25	50,000,000	50,066,406	50,050,066	50,011,500	
U.S. Treasuries	912828ZU7	US TREASURY	4/8/2021	6/15/2023	0.25	50,000,000	50,072,266	50,056,327	50,011,500	
U.S. Treasuries	912828ZU7	US TREASURY	6/24/2021	6/15/2023	0.25	50,000,000	50,001,121	49,998,315	50,011,500	
U.S. Treasuries	912828S35	US TREASURY	1/9/2020	6/30/2023	1.38	50,000,000	49,605,469	49,801,801	50,996,000	

Investment Inventory

Pooled Fund

Type of Investment	CUSIP	Issuer Name	Maturity		Coupon	Par Value	Book Value	Amortized	Market Value
			Settle Date	Date				Book Value	
U.S. Treasuries	912828S35	US TREASURY	6/24/2021	6/30/2023	1.38	50,000,000	51,138,672	50,985,508	50,996,000
U.S. Treasuries	91282CCK5	US TREASURY	6/30/2021	6/30/2023	0.13	50,000,000	49,865,234	49,862,403	49,910,000
U.S. Treasuries	912828S92	US TREASURY	4/1/2021	7/31/2023	1.25	50,000,000	51,220,703	50,958,202	50,914,000
U.S. Treasuries	912828S92	US TREASURY	4/1/2021	7/31/2023	1.25	50,000,000	51,218,750	50,956,669	50,914,000
U.S. Treasuries	91282CAK7	US TREASURY	8/10/2021	9/15/2023	0.13	50,000,000	49,886,719	49,894,409	49,845,500
U.S. Treasuries	912828WE6	US TREASURY	12/17/2019	11/15/2023	2.75	50,000,000	51,960,938	51,063,490	52,574,000
U.S. Treasuries	91282CBA8	US TREASURY	3/19/2021	12/15/2023	0.13	50,000,000	49,767,578	49,813,087	49,761,500
U.S. Treasuries	91282CCC3	US TREASURY	7/2/2021	5/15/2024	0.25	50,000,000	49,735,054	49,743,172	49,752,000
U.S. Treasuries	912828XT2	US TREASURY	7/6/2021	5/31/2024	2.00	50,000,000	52,362,033	52,077,880	52,047,000
U.S. Treasuries	91282CCL3	US TREASURY	8/6/2021	7/15/2024	0.38	50,000,000	50,009,256	49,998,149	49,855,500
U.S. Treasuries	91282CCL3	US TREASURY	8/9/2021	7/15/2024	0.38	50,000,000	49,973,675	49,962,871	49,855,500
U.S. Treasuries	912828Y87	US TREASURY	3/30/2021	7/31/2024	1.75	50,000,000	52,210,938	51,875,397	51,785,000
U.S. Treasuries	91282CCT6	US TREASURY	8/25/2021	8/15/2024	0.38	50,000,000	49,903,533	49,901,898	49,812,500
U.S. Treasuries	912828YM6	US TREASURY	4/15/2021	10/31/2024	1.50	50,000,000	51,746,094	51,518,225	51,457,000
U.S. Treasuries	912828G38	US TREASURY	3/9/2021	11/15/2024	2.25	50,000,000	53,160,156	52,676,866	52,623,000
U.S. Treasuries	912828G38	US TREASURY	3/12/2021	11/15/2024	2.25	50,000,000	53,228,516	52,740,875	52,623,000
U.S. Treasuries	912828YY0	US TREASURY	3/15/2021	12/31/2024	1.75	50,000,000	52,226,563	51,905,501	51,867,000
U.S. Treasuries	912828Z52	US TREASURY	3/30/2021	1/31/2025	1.38	50,000,000	51,515,625	51,315,774	51,248,000
U.S. Treasuries	912828Z52	US TREASURY	4/15/2021	1/31/2025	1.38	50,000,000	51,507,813	51,324,092	51,248,000
U.S. Treasuries	912828ZC7	US TREASURY	3/15/2021	2/28/2025	1.13	50,000,000	51,011,719	50,871,785	50,822,500
U.S. Treasuries	912828ZC7	US TREASURY	3/31/2021	2/28/2025	1.13	50,000,000	50,998,047	50,869,627	50,822,500
U.S. Treasuries	912828ZF0	US TREASURY	4/15/2021	3/31/2025	0.50	50,000,000	49,779,297	49,805,091	49,709,000
U.S. Treasuries	912828ZF0	US TREASURY	4/19/2021	3/31/2025	0.50	50,000,000	49,839,844	49,858,170	49,709,000
U.S. Treasuries	912828ZL7	US TREASURY	5/18/2021	4/30/2025	0.38	50,000,000	49,624,406	49,651,498	49,431,500
U.S. Treasuries	912828XB1	US TREASURY	9/2/2021	5/15/2025	2.13	50,000,000	53,167,204	52,788,441	52,535,000
U.S. Treasuries	912828ZW3	US TREASURY	3/8/2021	6/30/2025	0.25	50,000,000	49,140,625	49,253,571	49,095,500
U.S. Treasuries	912828ZW3	US TREASURY	3/9/2021	6/30/2025	0.25	50,000,000	49,042,969	49,168,222	49,095,500
U.S. Treasuries	912828ZW3	US TREASURY	5/12/2021	6/30/2025	0.25	50,000,000	49,281,250	49,348,841	49,095,500
U.S. Treasuries	912828ZW3	US TREASURY	5/13/2021	6/30/2025	0.25	50,000,000	49,183,594	49,259,878	49,095,500
U.S. Treasuries	912828ZW3	US TREASURY	5/18/2021	6/30/2025	0.25	50,000,000	49,253,906	49,321,372	49,095,500
U.S. Treasuries	912828ZW3	US TREASURY	7/12/2021	6/30/2025	0.25	50,000,000	49,314,623	49,349,088	49,095,500
U.S. Treasuries	912828ZW3	US TREASURY	8/5/2021	6/30/2025	0.25	50,000,000	49,512,228	49,520,000	49,095,500
U.S. Treasuries	912828ZW3	US TREASURY	8/6/2021	6/30/2025	0.25	50,000,000	49,418,818	49,429,600	49,095,500
U.S. Treasuries	91282CAB7	US TREASURY	8/5/2021	7/31/2025	0.25	50,000,000	49,460,683	49,480,164	49,027,500
U.S. Treasuries	91282CAB7	US TREASURY	8/6/2021	7/31/2025	0.25	50,000,000	49,365,319	49,387,787	49,027,500
U.S. Treasuries	91282CAM3	US TREASURY	5/12/2021	9/30/2025	0.25	50,000,000	49,109,375	49,188,319	48,910,000
U.S. Treasuries	91282CAM3	US TREASURY	7/26/2021	9/30/2025	0.25	50,000,000	49,281,250	49,312,787	48,910,000
U.S. Treasuries	91282CAT8	US TREASURY	2/25/2021	10/31/2025	0.25	50,000,000	49,298,828	49,388,270	48,838,000
U.S. Treasuries	91282CAT8	US TREASURY	3/2/2021	10/31/2025	0.25	50,000,000	49,078,125	49,193,359	48,838,000
U.S. Treasuries	91282CAT8	US TREASURY	3/4/2021	10/31/2025	0.25	50,000,000	49,048,828	49,166,747	48,838,000
U.S. Treasuries	91282CBC4	US TREASURY	2/25/2021	12/31/2025	0.38	50,000,000	49,455,078	49,522,193	48,974,500
U.S. Treasuries	91282CBC4	US TREASURY	2/26/2021	12/31/2025	0.38	50,000,000	49,271,484	49,360,850	48,974,500
U.S. Treasuries	91282CBW0	US TREASURY	6/28/2021	4/30/2026	0.75	50,000,000	49,722,232	49,680,276	49,595,500
U.S. Treasuries	91282CBW0	US TREASURY	7/2/2021	4/30/2026	0.75	50,000,000	49,794,667	49,794,381	49,595,500
U.S. Treasuries	912828R36	US TREASURY	7/23/2021	5/15/2026	1.63	50,000,000	52,355,469	52,115,351	51,549,000
U.S. Treasuries	912828R36	US TREASURY	8/27/2021	5/15/2026	1.63	50,000,000	52,120,245	51,852,198	51,549,000
U.S. Treasuries	91282CCJ8	US TREASURY	7/2/2021	6/30/2026	0.88	50,000,000	49,934,018	49,935,051	49,803,000
U.S. Treasuries	91282CCJ8	US TREASURY	7/14/2021	6/30/2026	0.88	50,000,000	50,086,957	50,067,247	49,803,000
U.S. Treasuries	91282CCJ8	US TREASURY	7/22/2021	6/30/2026	0.88	50,000,000	50,371,858	50,332,097	49,803,000
U.S. Treasuries	91282CCJ8	US TREASURY	7/22/2021	6/30/2026	0.88	50,000,000	50,354,280	50,315,211	49,803,000

Investment Inventory

Pooled Fund

Type of Investment	CUSIP	Issuer Name	Settle Date	Maturity		Coupon	Par Value	Book Value	Amortized	
				Date	Date				Book Value	Market Value
U.S. Treasuries	91282CCJ8	US TREASURY	8/6/2021	6/30/2026	0.88	50,000,000	50,450,238	50,393,533	49,803,000	
U.S. Treasuries	91282CCJ8	US TREASURY	8/10/2021	6/30/2026	0.88	50,000,000	50,288,978	50,233,236	49,803,000	
U.S. Treasuries	91282CCJ8	US TREASURY	9/24/2021	6/30/2026	0.88	50,000,000	50,039,742	49,937,751	49,803,000	
U.S. Treasuries	91282CCW9	US TREASURY	9/28/2021	8/31/2026	0.75	50,000,000	49,478,224	49,450,138	49,441,500	
Subtotals					0.76	\$ 5,698,860,000	\$ 5,732,609,889	\$ 5,720,409,049	\$ 5,712,901,568	
Federal Agencies	313313MK1	FED FARM CRD DISCOUNT NT	11/18/2020	10/1/2021	0.00	\$ 5,000,000	\$ 4,994,717	\$ 5,000,000	\$ 5,000,000	
Federal Agencies	3135G0Q89	FANNIE MAE	10/21/2016	10/7/2021	1.38	25,000,000	25,000,000	25,000,000	25,005,500	
Federal Agencies	3133EJK24	FEDERAL FARM CREDIT BANK	10/19/2018	10/19/2021	3.00	25,000,000	24,980,900	24,999,686	25,036,750	
Federal Agencies	313313NF1	FED FARM CRD DISCOUNT NT	12/21/2020	10/21/2021	0.00	5,000,000	4,995,778	4,999,722	4,999,950	
Federal Agencies	313313NF1	FED FARM CRD DISCOUNT NT	11/19/2020	10/21/2021	0.00	16,000,000	15,983,573	15,999,022	15,999,840	
Federal Agencies	313313NK0	FED FARM CRD DISCOUNT NT	11/23/2020	10/25/2021	0.00	20,000,000	19,979,467	19,998,533	19,999,800	
Federal Agencies	313313NK0	FED FARM CRD DISCOUNT NT	11/30/2020	10/25/2021	0.00	50,000,000	49,949,736	49,996,333	49,999,500	
Federal Agencies	3133EGZJ7	FEDERAL FARM CREDIT BANK	10/25/2016	10/25/2021	1.38	14,500,000	14,500,000	14,500,000	14,512,470	
Federal Agencies	3133EGZJ7	FEDERAL FARM CREDIT BANK	10/25/2016	10/25/2021	1.38	15,000,000	15,000,000	15,000,000	15,012,900	
Federal Agencies	3133ELWS9	FEDERAL FARM CREDIT BANK	4/15/2020	10/25/2021	0.40	50,000,000	49,992,387	49,999,673	50,010,500	
Federal Agencies	3133ELWS9	FEDERAL FARM CREDIT BANK	4/15/2020	10/25/2021	0.40	50,000,000	49,992,387	49,999,673	50,010,500	
Federal Agencies	313313NM6	FED FARM CRD DISCOUNT NT	12/3/2020	10/27/2021	0.00	30,000,000	29,972,667	29,997,833	29,999,700	
Federal Agencies	313313NF4	FED FARM CRD DISCOUNT NT	11/24/2020	10/28/2021	0.00	50,000,000	49,953,056	49,996,250	49,999,500	
Federal Agencies	3133EJT74	FEDERAL FARM CREDIT BANK	11/15/2018	11/15/2021	3.05	50,000,000	49,950,000	49,997,947	50,181,500	
Federal Agencies	3130AHJY0	FEDERAL HOME LOAN BANK	11/8/2019	11/19/2021	1.63	17,000,000	16,970,930	16,998,080	17,035,870	
Federal Agencies	3130AHJY0	FEDERAL HOME LOAN BANK	11/8/2019	11/19/2021	1.63	25,000,000	24,957,250	24,997,177	25,052,750	
Federal Agencies	3130AHJY0	FEDERAL HOME LOAN BANK	11/8/2019	11/19/2021	1.63	25,000,000	24,957,250	24,997,177	25,052,750	
Federal Agencies	3130AHJY0	FEDERAL HOME LOAN BANK	11/8/2019	11/19/2021	1.63	45,000,000	44,923,050	44,994,918	45,094,950	
Federal Agencies	3130AHJY0	FEDERAL HOME LOAN BANK	11/8/2019	11/19/2021	1.63	50,000,000	49,914,500	49,994,354	50,105,500	
Federal Agencies	313313QA9	FED FARM CRD DISCOUNT NT	12/22/2020	12/3/2021	0.00	15,000,000	14,985,583	14,997,375	14,998,950	
Federal Agencies	313313QL5	FED FARM CRD DISCOUNT NT	12/30/2020	12/13/2021	0.00	50,000,000	49,946,833	49,988,847	49,996,000	
Federal Agencies	3133EJ3B3	FEDERAL FARM CREDIT BANK	3/19/2020	12/17/2021	2.80	19,000,000	19,677,730	19,081,795	19,109,060	
Federal Agencies	3133EJ3B3	FEDERAL FARM CREDIT BANK	12/17/2018	12/17/2021	2.80	25,000,000	24,974,250	24,998,191	25,143,500	
Federal Agencies	3133EJ3B3	FEDERAL FARM CREDIT BANK	12/17/2018	12/17/2021	2.80	25,000,000	24,974,250	24,998,191	25,143,500	
Federal Agencies	3133EJ3B3	FEDERAL FARM CREDIT BANK	12/17/2018	12/17/2021	2.80	25,000,000	24,964,250	24,997,488	25,143,500	
Federal Agencies	3130AHSR5	FEDERAL HOME LOAN BANK	12/20/2019	12/20/2021	1.63	22,500,000	22,475,700	22,497,341	22,577,625	
Federal Agencies	3133EMLW0	FEDERAL FARM CREDIT BANK	1/20/2021	12/29/2021	0.09	62,500,000	62,490,464	62,497,526	62,501,250	
Federal Agencies	313313RK6	FED FARM CRD DISCOUNT NT	3/30/2021	1/5/2022	0.00	50,000,000	49,976,583	49,992,000	49,994,500	
Federal Agencies	3133ELTN4	FEDERAL FARM CREDIT BANK	3/18/2020	1/18/2022	0.53	50,000,000	49,886,500	49,981,563	50,064,500	
Federal Agencies	3133ELTN4	FEDERAL FARM CREDIT BANK	3/23/2020	1/18/2022	0.53	63,450,000	63,289,472	63,423,727	63,531,851	
Federal Agencies	3133ELKN3	FEDERAL FARM CREDIT BANK	1/28/2020	1/28/2022	1.55	100,000,000	99,992,000	99,998,698	100,467,000	
Federal Agencies	3130AMEN8	FEDERAL HOME LOAN BANK	5/4/2021	2/1/2022	0.05	100,000,000	99,994,705	99,997,614	99,984,000	
Federal Agencies	3130AMEN8	FEDERAL HOME LOAN BANK	5/6/2021	2/1/2022	0.05	100,000,000	99,995,490	99,997,953	99,984,000	
Federal Agencies	3133EKAK2	FEDERAL FARM CREDIT BANK	2/19/2019	2/14/2022	2.53	20,700,000	20,682,612	20,887,832	20,887,335	
Federal Agencies	3133EKBV7	FEDERAL FARM CREDIT BANK	3/1/2019	3/1/2022	2.55	10,000,000	9,997,186	9,999,612	10,104,100	
Federal Agencies	313378WG2	FEDERAL HOME LOAN BANK	4/5/2019	3/11/2022	2.50	17,780,000	17,848,986	17,790,371	17,974,158	
Federal Agencies	313378WG2	FEDERAL HOME LOAN BANK	4/5/2019	3/11/2022	2.50	40,000,000	40,158,360	40,023,806	40,436,800	
Federal Agencies	3133EKDC7	FEDERAL FARM CREDIT BANK	4/8/2019	3/14/2022	2.47	26,145,000	26,226,050	26,157,411	26,431,288	
Federal Agencies	3133EKDC7	FEDERAL FARM CREDIT BANK	4/8/2019	3/14/2022	2.47	45,500,000	45,634,680	45,520,623	45,998,225	
Federal Agencies	3133ELUQ5	FEDERAL FARM CREDIT BANK	3/25/2020	3/25/2022	0.70	25,000,000	24,999,000	24,999,760	25,078,500	
Federal Agencies	3133ELUQ5	FEDERAL FARM CREDIT BANK	3/25/2020	3/25/2022	0.70	25,000,000	24,993,000	24,998,322	25,078,500	
Federal Agencies	3133ELUQ5	FEDERAL FARM CREDIT BANK	3/25/2020	3/25/2022	0.70	25,000,000	24,996,000	24,999,041	25,078,500	
Federal Agencies	3133ELUQ5	FEDERAL FARM CREDIT BANK	3/25/2020	3/25/2022	0.70	25,000,000	24,983,250	24,995,985	25,078,500	
Federal Agencies	3135G0T45	FANNIE MAE	6/6/2017	4/5/2022	1.88	25,000,000	25,072,250	25,007,618	25,230,250	

Investment Inventory

Pooled Fund

Type of Investment	CUSIP	Issuer Name	Settle Date	Maturity		Par Value	Book Value	Amortized	
				Date	Coupon			Book Value	Market Value
Federal Agencies	313313VG0	FED FARM CRD DISCOUNT NT	7/9/2021	4/8/2022	0.00	10,000,000	9,995,450	9,996,850	9,996,900
Federal Agencies	3135G0V59	FANNIE MAE	4/12/2019	4/12/2022	2.25	25,000,000	24,918,000	24,985,560	25,285,750
Federal Agencies	3135G0V59	FANNIE MAE	4/12/2019	4/12/2022	2.25	50,000,000	49,836,000	49,971,120	50,571,500
Federal Agencies	3135G0V59	FANNIE MAE	4/12/2019	4/12/2022	2.25	50,000,000	49,836,000	49,971,120	50,571,500
Federal Agencies	3133EKHB5	FEDERAL FARM CREDIT BANK	4/18/2019	4/18/2022	2.35	50,000,000	49,969,500	49,994,462	50,621,500
Federal Agencies	3133EMXN7	FEDERAL FARM CREDIT BANK	4/28/2021	4/27/2022	0.06	19,550,000	19,548,390	19,549,062	19,548,436
Federal Agencies	3130AMEY4	FEDERAL HOME LOAN BANK	5/6/2021	5/6/2022	0.06	10,000,000	9,999,918	9,999,951	9,999,100
Federal Agencies	3130AMEY4	FEDERAL HOME LOAN BANK	5/18/2021	5/6/2022	0.06	10,000,000	10,000,100	9,999,939	9,999,100
Federal Agencies	313385WL6	FED HOME LN DISCOUNT NT	5/6/2021	5/6/2022	0.00	50,000,000	49,972,118	49,983,424	49,982,000
Federal Agencies	3130AMGM8	FEDERAL HOME LOAN BANK	5/11/2021	5/10/2022	0.06	50,000,000	49,998,408	49,998,983	49,996,000
Federal Agencies	3130AMJ37	FEDERAL HOME LOAN BANK	5/17/2021	5/13/2022	0.06	30,000,000	29,999,953	29,999,847	29,997,600
Federal Agencies	3130AMJ37	FEDERAL HOME LOAN BANK	5/13/2021	5/13/2022	0.06	45,000,000	44,998,200	44,998,895	44,996,400
Federal Agencies	3133EKLR5	FEDERAL FARM CREDIT BANK	5/16/2019	5/16/2022	2.25	25,000,000	24,949,250	24,989,489	25,340,250
Federal Agencies	3133EKLR5	FEDERAL FARM CREDIT BANK	5/16/2019	5/16/2022	2.25	35,000,000	34,928,950	34,985,284	35,476,350
Federal Agencies	3133EHL7	FEDERAL FARM CREDIT BANK	6/6/2017	6/2/2022	1.88	50,000,000	50,059,250	50,007,935	50,606,000
Federal Agencies	3133EHL7	FEDERAL FARM CREDIT BANK	6/9/2017	6/2/2022	1.88	50,000,000	49,997,500	49,999,665	50,606,000
Federal Agencies	3133EMF64	FEDERAL FARM CREDIT BANK	7/7/2021	6/9/2022	0.06	58,735,000	58,726,269	58,726,455	58,733,825
Federal Agencies	3133ELDK7	FEDERAL FARM CREDIT BANK	12/16/2019	6/15/2022	1.63	20,000,000	19,998,940	19,999,701	20,221,200
Federal Agencies	3133ELDK7	FEDERAL FARM CREDIT BANK	12/16/2019	6/15/2022	1.63	25,000,000	24,998,676	24,999,627	25,276,500
Federal Agencies	3133ELDK7	FEDERAL FARM CREDIT BANK	12/16/2019	6/15/2022	1.63	25,000,000	24,998,676	24,999,627	25,276,500
Federal Agencies	3133EHZP1	FEDERAL FARM CREDIT BANK	3/18/2020	9/20/2022	1.85	25,000,000	25,718,750	25,277,770	25,425,250
Federal Agencies	3133ELVL5	FEDERAL FARM CREDIT BANK	4/3/2020	10/3/2022	0.70	40,000,000	39,990,000	39,995,980	40,243,200
Federal Agencies	3133EMS45	FEDERAL FARM CREDIT BANK	7/14/2021	12/14/2022	0.11	50,000,000	49,992,900	49,993,983	49,981,500
Federal Agencies	3133EMWK4	FEDERAL FARM CREDIT BANK	5/18/2021	1/19/2023	0.14	60,000,000	59,987,400	59,990,205	59,979,600
Federal Agencies	3133ELJH8	FEDERAL FARM CREDIT BANK	3/25/2020	1/23/2023	1.60	10,140,000	10,384,141	10,253,098	10,330,024
Federal Agencies	3133EMUH3	FEDERAL FARM CREDIT BANK	3/31/2021	3/23/2023	0.13	65,000,000	64,955,150	64,966,580	64,922,650
Federal Agencies	3133EMVP4	FEDERAL FARM CREDIT BANK	4/13/2021	4/13/2023	0.13	20,000,000	19,973,600	19,979,784	19,974,600
Federal Agencies	3133EMVP4	FEDERAL FARM CREDIT BANK	4/13/2021	4/13/2023	0.13	25,000,000	24,967,000	24,974,730	24,968,250
Federal Agencies	3133EMVP4	FEDERAL FARM CREDIT BANK	4/13/2021	4/13/2023	0.13	50,000,000	49,934,000	49,949,460	49,936,500
Federal Agencies	3133EMXM9	FEDERAL FARM CREDIT BANK	5/5/2021	4/27/2023	0.13	44,500,000	44,463,469	44,470,027	44,427,910
Federal Agencies	3133EMYX4	FEDERAL FARM CREDIT BANK	5/10/2021	5/10/2023	0.13	12,500,000	12,484,000	12,487,156	12,486,375
Federal Agencies	3133EMYX4	FEDERAL FARM CREDIT BANK	5/10/2021	5/10/2023	0.13	25,000,000	24,968,000	24,974,312	24,972,750
Federal Agencies	3133EMYX4	FEDERAL FARM CREDIT BANK	5/10/2021	5/10/2023	0.13	75,000,000	74,904,000	74,922,937	74,918,250
Federal Agencies	3130AMRY0	FEDERAL HOME LOAN BANK	6/4/2021	6/2/2023	0.13	15,000,000	14,986,200	14,988,456	14,962,950
Federal Agencies	3133EMF31	FEDERAL FARM CREDIT BANK	6/2/2021	6/2/2023	0.13	100,000,000	99,938,000	99,948,277	99,794,000
Federal Agencies	3133EMH96	FEDERAL FARM CREDIT BANK	6/28/2021	6/14/2023	0.13	50,000,000	49,867,281	49,882,782	49,912,500
Federal Agencies	3133EM3S9	FEDERAL FARM CREDIT BANK	8/26/2021	6/26/2023	0.20	50,000,000	49,979,892	49,980,974	49,941,500
Federal Agencies	3133EMS37	FEDERAL FARM CREDIT BANK	7/14/2021	7/14/2023	0.13	50,000,000	49,927,791	49,935,605	49,864,000
Federal Agencies	3133EMS37	FEDERAL FARM CREDIT BANK	7/14/2021	7/14/2023	0.13	50,000,000	49,907,253	49,917,290	49,864,000
Federal Agencies	3133EM2E1	FEDERAL FARM CREDIT BANK	8/10/2021	8/10/2023	0.16	50,000,000	49,970,000	49,972,137	49,894,000
Federal Agencies	3133EM6N7	FEDERAL FARM CREDIT BANK	9/27/2021	9/27/2023	0.17	50,000,000	49,950,000	49,950,274	49,894,500
Federal Agencies	3133ELNE0	FEDERAL FARM CREDIT BANK	3/18/2020	2/14/2024	1.43	20,495,000	20,950,604	20,771,298	20,979,912
Federal Agencies	3133EMRZ7	FEDERAL FARM CREDIT BANK	2/26/2021	2/26/2024	0.25	5,000,000	4,998,200	4,998,557	4,986,850
Federal Agencies	3133EMRZ7	FEDERAL FARM CREDIT BANK	2/26/2021	2/26/2024	0.25	5,000,000	4,998,200	4,998,557	4,986,850
Federal Agencies	3133EMRZ7	FEDERAL FARM CREDIT BANK	2/26/2021	2/26/2024	0.25	100,000,000	99,964,000	99,971,134	99,737,000
Federal Agencies	3133EMTW2	FEDERAL FARM CREDIT BANK	3/18/2021	3/18/2024	0.30	50,000,000	49,939,500	49,950,375	49,818,000
Federal Agencies	3133EMTW2	FEDERAL FARM CREDIT BANK	3/18/2021	3/18/2024	0.30	50,000,000	49,939,450	49,950,334	49,818,000
Federal Agencies	3133EMWV0	FEDERAL FARM CREDIT BANK	5/4/2021	4/22/2024	0.35	16,545,000	16,551,563	16,548,992	16,493,049
Federal Agencies	3133EMWV0	FEDERAL FARM CREDIT BANK	5/4/2021	4/22/2024	0.35	29,424,000	29,435,672	29,431,099	29,331,609
Federal Agencies	3133EMWV0	FEDERAL FARM CREDIT BANK	5/4/2021	4/22/2024	0.35	39,000,000	39,015,470	39,009,409	38,877,540

Investment Inventory

Pooled Fund

Type of Investment	CUSIP	Issuer Name	Settle Date	Maturity		Coupon	Par Value	Book Value	Amortized	
				Date	Date				Book Value	Market Value
Federal Agencies	3133EMV25	FEDERAL FARM CREDIT BANK	8/6/2021	7/23/2024	0.45	50,000,000	50,100,125	50,087,238	49,893,000	
Federal Agencies	3133EM5X6	FEDERAL FARM CREDIT BANK	9/23/2021	9/23/2024	0.43	25,000,000	24,974,750	24,974,934	24,924,750	
Federal Agencies	3133EM5X6	FEDERAL FARM CREDIT BANK	9/23/2021	9/23/2024	0.43	50,000,000	49,949,500	49,949,869	49,849,500	
Federal Agencies	3133EM5X6	FEDERAL FARM CREDIT BANK	9/23/2021	9/23/2024	0.43	50,000,000	49,949,500	49,949,869	49,849,500	
Federal Agencies	3133ELCP7	FEDERAL FARM CREDIT BANK	12/3/2019	12/3/2024	1.63	25,000,000	24,960,000	24,974,625	25,781,250	
Federal Agencies	3135G0X24	FANNIE MAE	4/21/2021	1/7/2025	1.63	39,060,000	40,632,556	40,443,664	40,383,743	
Federal Agencies	3137EAEP0	FREDDIE MAC	2/14/2020	2/12/2025	1.50	5,000,000	4,996,150	4,997,405	5,142,400	
Federal Agencies	3137EAEP0	FREDDIE MAC	2/14/2020	2/12/2025	1.50	5,000,000	4,996,150	4,997,405	5,142,400	
Federal Agencies	3137EAEP0	FREDDIE MAC	2/14/2020	2/12/2025	1.50	5,000,000	4,996,150	4,997,405	5,142,400	
Federal Agencies	3137EAEP0	FREDDIE MAC	2/14/2020	2/12/2025	1.50	15,000,000	14,988,450	14,992,216	15,427,200	
Federal Agencies	3137EAEP0	FREDDIE MAC	2/14/2020	2/12/2025	1.50	50,000,000	49,961,500	49,974,052	51,424,000	
Federal Agencies	3137EAEP0	FREDDIE MAC	4/21/2021	2/12/2025	1.50	53,532,000	55,450,052	55,225,613	55,056,591	
Federal Agencies	3133ELQY3	FEDERAL FARM CREDIT BANK	3/23/2020	3/3/2025	1.21	16,000,000	15,990,720	15,993,582	16,280,480	
Federal Agencies	3133ELQY3	FEDERAL FARM CREDIT BANK	3/23/2020	3/3/2025	1.21	24,000,000	23,964,240	23,975,269	24,420,720	
Federal Agencies	3133EMWT5	FEDERAL FARM CREDIT BANK	4/21/2021	4/21/2025	0.60	50,000,000	49,973,500	49,976,457	49,782,000	
Federal Agencies	3135G03U5	FANNIE MAE	7/12/2021	4/22/2025	0.63	50,000,000	50,177,444	50,101,661	49,884,000	
Federal Agencies	3130AN4A5	FEDERAL HOME LOAN BANK	7/12/2021	6/30/2025	0.70	17,680,000	17,736,694	17,731,577	17,648,706	
Federal Agencies	3135G05X7	FANNIE MAE	3/4/2021	8/25/2025	0.38	25,000,000	24,684,250	24,724,998	24,607,750	
Federal Agencies	3135G05X7	FANNIE MAE	2/25/2021	8/25/2025	0.38	72,500,000	71,862,000	71,962,704	71,462,475	
Federal Agencies	3137EAEX3	FREDDIE MAC	3/4/2021	9/23/2025	0.38	22,600,000	22,295,352	22,333,982	22,223,710	
Federal Agencies	3133EMZ21	FEDERAL FARM CREDIT BANK	8/9/2021	4/6/2026	0.69	15,500,000	15,459,041	15,459,454	15,342,365	
Federal Agencies	3130ANNM8	FEDERAL HOME LOAN BANK	8/19/2021	7/13/2026	1.05	25,000,000	25,000,000	25,000,000	24,993,000	
Federal Agencies	3130ANNM8	FEDERAL HOME LOAN BANK	8/19/2021	7/13/2026	1.05	25,000,000	25,000,000	25,000,000	24,993,000	
Federal Agencies	3130ANNM8	FEDERAL HOME LOAN BANK	8/19/2021	7/13/2026	1.05	25,000,000	25,000,000	25,000,000	24,993,000	
Federal Agencies	3130ANNM8	FEDERAL HOME LOAN BANK	8/19/2021	7/13/2026	1.05	25,000,000	25,000,000	25,000,000	24,993,000	
Federal Agencies	3130ANMP2	FEDERAL HOME LOAN BANK	8/20/2021	7/27/2026	1.07	25,000,000	25,000,000	25,000,000	25,012,250	
Federal Agencies	3130ANMP2	FEDERAL HOME LOAN BANK	8/20/2021	7/27/2026	1.07	25,000,000	25,000,000	25,000,000	25,012,250	
Federal Agencies	3130ANMP2	FEDERAL HOME LOAN BANK	8/20/2021	7/27/2026	1.07	25,000,000	25,000,000	25,000,000	25,012,250	
Federal Agencies	3130ANMP2	FEDERAL HOME LOAN BANK	8/20/2021	7/27/2026	1.07	25,000,000	25,000,000	25,000,000	25,012,250	
Federal Agencies	3130ANTG5	FEDERAL HOME LOAN BANK	9/13/2021	8/10/2026	1.05	25,000,000	25,000,000	25,000,000	24,995,524	
Federal Agencies	3130ANTG5	FEDERAL HOME LOAN BANK	9/13/2021	8/10/2026	1.05	25,000,000	25,000,000	25,000,000	24,995,524	
Federal Agencies	3130ANTG5	FEDERAL HOME LOAN BANK	9/13/2021	8/10/2026	1.05	25,000,000	25,000,000	25,000,000	24,995,524	
Federal Agencies	3130ANTG5	FEDERAL HOME LOAN BANK	9/13/2021	8/10/2026	1.05	25,000,000	25,000,000	25,000,000	24,995,524	
Subtotals					0.84	\$ 4,446,836,000	\$ 4,449,051,986	\$ 4,448,511,614	\$ 4,458,523,187	
Public Time Deposits	PPE82MHI9	BANK OF SAN FRANCISCO	6/7/2021	12/6/2021	0.07	\$ 10,000,000	\$ 10,000,000	\$ 10,000,000	\$ 10,000,000	
Public Time Deposits	PPEE2K8C3	BRIDGE BANK	6/21/2021	12/20/2021	0.08	10,000,000	10,000,000	10,000,000	10,000,000	
Public Time Deposits	PPEB3XSW4	BANK OF SAN FRANCISCO	9/20/2021	3/21/2022	0.09	10,000,000	10,000,000	10,000,000	10,000,000	
Public Time Deposits	PPEE3CH06	BRIDGE BANK	9/20/2021	3/21/2022	0.09	10,000,000	10,000,000	10,000,000	10,000,000	
Subtotals					0.08	\$ 40,000,000	\$ 40,000,000	\$ 40,000,000	\$ 40,000,000	
Negotiable CDs	78012UG58	ROYAL BANK OF CANADA NY	2/23/2021	10/25/2021	0.12	\$ 50,000,000	\$ 50,000,000	\$ 50,000,000	\$ 50,002,292	
Negotiable CDs	06367CCF2	BANK OF MONTREAL CHICAGO	3/8/2021	1/3/2022	0.20	50,000,000	50,000,000	50,000,000	50,018,460	
Negotiable CDs	89114W3L7	TORONTO DOMINION BANK NY	3/8/2021	1/5/2022	0.20	50,000,000	50,000,000	50,000,000	50,018,849	
Negotiable CDs	89114W3B9	TORONTO DOMINION BANK NY	3/4/2021	1/6/2022	0.20	60,000,000	60,000,000	60,000,000	60,022,852	
Negotiable CDs	89114W2B0	TORONTO DOMINION BANK NY	2/18/2021	1/14/2022	0.18	100,000,000	100,000,000	100,000,000	100,035,307	
Negotiable CDs	06367CCQ8	BANK OF MONTREAL CHICAGO	3/11/2021	1/20/2022	0.20	50,000,000	50,000,000	50,000,000	50,021,763	
Negotiable CDs	89114W3W3	TORONTO DOMINION BANK NY	3/11/2021	1/20/2022	0.20	50,000,000	50,000,000	50,000,000	50,021,763	
Negotiable CDs	06367CBA4	BANK OF MONTREAL CHICAGO	2/16/2021	2/14/2022	0.20	75,000,000	75,000,000	75,000,000	75,039,928	
Negotiable CDs	78012UG82	ROYAL BANK OF CANADA NY	2/26/2021	2/16/2022	0.15	50,000,000	50,000,000	50,000,000	50,018,288	

Investment Inventory

Pooled Fund

Type of Investment	CUSIP	Issuer Name	Settle Date	Maturity		Coupon	Par Value	Book Value	Amortized	
				Date					Book Value	Market Value
Negotiable CDs	78012UG90	ROYAL BANK OF CANADA NY	2/26/2021	2/22/2022		0.16	60,000,000	60,000,000	60,000,000	60,024,343
Negotiable CDs	06367CCJ4	BANK OF MONTREAL CHICAGO	3/9/2021	2/28/2022		0.14	50,000,000	50,000,000	50,000,000	50,016,932
Negotiable CDs	06367CDY0	BANK OF MONTREAL CHICAGO	4/6/2021	2/28/2022		0.20	50,000,000	50,000,000	50,000,000	50,029,342
Negotiable CDs	78012UH57	ROYAL BANK OF CANADA NY	3/9/2021	2/28/2022		0.15	50,000,000	50,000,000	50,000,000	50,019,343
Negotiable CDs	06367CBZ9	BANK OF MONTREAL CHICAGO	3/3/2021	3/2/2022		0.15	100,000,000	100,000,000	100,000,000	100,038,084
Negotiable CDs	89114W3C7	TORONTO DOMINION BANK NY	3/4/2021	3/4/2022		0.21	50,000,000	50,000,000	50,000,000	50,032,268
Negotiable CDs	78012UJ30	ROYAL BANK OF CANADA NY	3/11/2021	3/11/2022		0.23	50,000,000	50,000,000	50,000,000	50,038,222
Negotiable CDs	89114W4K8	TORONTO DOMINION BANK NY	3/15/2021	3/15/2022		0.23	50,000,000	50,000,000	50,000,000	50,039,166
Negotiable CDs	06367CCY1	BANK OF MONTREAL CHICAGO	3/16/2021	3/16/2022		0.17	50,000,000	50,000,000	50,000,000	50,025,045
Negotiable CDs	78012UH73	ROYAL BANK OF CANADA NY	3/11/2021	3/16/2022		0.22	50,000,000	50,000,000	50,000,000	50,037,084
Negotiable CDs	78012UK46	ROYAL BANK OF CANADA NY	3/30/2021	3/28/2022		0.23	50,000,000	50,000,000	50,000,000	50,042,234
Negotiable CDs	89114W5N1	TORONTO DOMINION BANK NY	3/30/2021	3/28/2022		0.22	50,000,000	50,000,000	50,000,000	50,039,749
Negotiable CDs	78012UK53	ROYAL BANK OF CANADA NY	4/6/2021	4/6/2022		0.23	50,000,000	50,000,000	50,000,000	50,031,283
Negotiable CDs	89114W6T7	TORONTO DOMINION BANK NY	4/13/2021	4/11/2022		0.22	50,000,000	50,000,000	50,000,000	50,029,438
Negotiable CDs	06367CHR1	BANK OF MONTREAL CHICAGO	7/6/2021	5/9/2022		0.17	100,000,000	100,000,000	100,000,000	100,036,781
Negotiable CDs	89114WBD6	TORONTO DOMINION BANK NY	5/25/2021	5/25/2022		0.21	50,000,000	50,000,000	50,000,000	50,032,866
Negotiable CDs	78012UT96	ROYAL BANK OF CANADA NY	9/16/2021	6/17/2022		0.15	100,000,000	100,000,000	100,000,000	100,028,861
Negotiable CDs	06367CKG1	BANK OF MONTREAL CHICAGO	8/25/2021	7/18/2022		0.18	50,000,000	50,000,000	50,000,000	50,032,300
Negotiable CDs	06367CKN6	BANK OF MONTREAL CHICAGO	8/30/2021	7/18/2022		0.18	50,000,000	50,000,000	50,000,000	50,032,301
Subtotals						0.19	\$ 1,645,000,000	\$ 1,645,000,000	\$ 1,645,000,000	\$ 1,645,805,140
Money Market Funds	09248U718	BLACKROCK LIQ INST GOV FUND	9/30/2021	10/1/2021		0.01	\$ 10,546,255	\$ 10,546,255	\$ 10,546,255	\$ 10,546,255
Money Market Funds	262006208	DREYFUS GOVERN CASH MGMT-I	9/30/2021	10/1/2021		0.03	252,701,535	252,701,535	252,701,535	252,701,535
Money Market Funds	31607A703	FIDELITY INST GOV FUND	9/30/2021	10/1/2021		0.01	22,346,105	22,346,105	22,346,105	22,346,105
Money Market Funds	608919718	FEDERATED GOVERNMENT OBL-PF	9/30/2021	10/1/2021		0.03	219,078,155	219,078,155	219,078,155	219,078,155
Money Market Funds	61747C707	MORGAN STANLEY INST GOVT FUN	9/30/2021	10/1/2021		0.03	62,403,760	62,403,760	62,403,760	62,403,760
Subtotals						0.03	\$ 567,075,811	\$ 567,075,811	\$ 567,075,811	\$ 567,075,811
Supranationals	459058JV6	INTL BK RECON & DEVELOP	4/20/2021	4/20/2023		0.13	\$ 100,000,000	\$ 99,793,000	\$ 99,839,504	\$ 99,809,000
Supranationals	4581X0CM8	INTER-AMERICAN DEVEL BK	4/26/2021	1/15/2025		2.13	100,000,000	105,676,000	105,016,582	104,707,000
Supranationals	459058JB0	INTL BK RECON & DEVELOP	7/23/2021	4/22/2025		0.63	40,000,000	40,149,194	40,081,603	39,852,000
Supranationals	45818WDG8	INTER-AMERICAN DEVEL BK	8/25/2021	2/27/2026		0.82	19,500,000	19,556,907	19,555,629	19,313,580
Subtotals						1.05	\$ 259,500,000	\$ 265,175,102	\$ 264,493,318	\$ 263,681,580
Grand Totals						0.68	\$ 12,657,271,811	\$ 12,698,912,787	\$ 12,685,489,791	\$ 12,687,987,286

Monthly Investment Earnings

Pooled Fund

For month ended September 30, 2021

Type of Investment	CUSIP	Issuer Name	Par Value	Coupon	YTM ¹	Settle Date	Maturity		Amort. Expense	Realized Gain/(Loss)	Earned Income /Net Earnings
							Date	Earned Interest			
U.S. Treasuries	9127964L0	TREASURY BILL	0	0	0.1111	10/29/20	9/9/21	0	1233.33	0	1233.33
U.S. Treasuries	9127964L0	TREASURY BILL	0	0	0.1026	11/10/20	9/9/21	0.00	1138.89	0.00	1138.89
U.S. Treasuries	9128285A4	US TREASURY	0	2.75	0.1103	11/19/20	9/15/21	52309.78	-50494.79	0	1814.99
U.S. Treasuries	9128285A4	US TREASURY	0	2.75	0.1049	12/3/20	9/15/21	52309.78	-50576.38	0	1733.4
U.S. Treasuries	912828T34	US TREASURY	0	1.125	1.6923	12/11/19	9/30/21	44569.67	22088.98	0.00	66658.65
U.S. Treasuries	9127964V8	TREASURY BILL	50000000	0	0.1156	10/29/20	10/7/21	0.00	4812.5	0.00	4812.5
U.S. Treasuries	9127964V8	TREASURY BILL	50000000	0	0.1151	10/29/20	10/7/21	0	4791.65	0	4791.65
U.S. Treasuries	9127964V8	TREASURY BILL	50000000	0	0.0931	12/3/20	10/7/21	0	3875	0	3875
U.S. Treasuries	9128285F3	US TREASURY	50000000	2.875	0.1302	10/29/20	10/15/21	117827.87	-112680.29	0	5147.58
U.S. Treasuries	912828T67	US TREASURY	50000000	1.25	1.428	11/10/16	10/31/21	50951.08	7033.83	0	57984.91
U.S. Treasuries	9127964W6	TREASURY BILL	23860000	0	0.1352	11/5/20	11/4/21	0	2684.25	0	2684.25
U.S. Treasuries	9127964W6	TREASURY BILL	50000000	0	0.1377	11/5/20	11/4/21	0	5729.17	0	5729.17
U.S. Treasuries	9127964W6	TREASURY BILL	50000000	0	0.1201	11/10/20	11/4/21	0.00	5000	0.00	5000
U.S. Treasuries	9127964W6	TREASURY BILL	50000000	0	0.1001	11/19/20	11/4/21	0	4166.67	0	4166.67
U.S. Treasuries	9127964W6	TREASURY BILL	100000000	0	0.035	5/6/21	11/4/21	0.00	2916.6	0.00	2916.6
U.S. Treasuries	912796H51	TREASURY BILL	150000000	0	0.035	5/13/21	11/12/21	0.00	4375.09	0.00	4375.09
U.S. Treasuries	912796H69	TREASURY BILL	100000000	0	0.03	5/20/21	11/18/21	0	2500.05	0	2500.05
U.S. Treasuries	912828U65	US TREASURY	50000000	1.75	0.0954	12/14/20	11/30/21	71721.31	-67942.04	0.00	3779.27
U.S. Treasuries	912828U65	US TREASURY	100000000	1.75	1.8957	12/13/16	11/30/21	143442.62	11376.18	0.00	154818.8
U.S. Treasuries	9127965G0	TREASURY BILL	50000000	0	0.0901	12/17/20	12/2/21	0.00	3750	0.00	3750
U.S. Treasuries	9127965G0	TREASURY BILL	100000000	0	0.1101	12/3/20	12/2/21	0	9166.64	0	9166.64
U.S. Treasuries	9128285R7	US TREASURY	50000000	2.625	0.1161	12/4/20	12/15/21	107581.97	-103006.56	0.00	4575.41
U.S. Treasuries	9128285R7	US TREASURY	50000000	2.625	0.1085	12/8/20	12/15/21	107581.97	-103326.62	0.00	4255.35
U.S. Treasuries	9128285R7	US TREASURY	50000000	2.625	0.1094	12/9/20	12/15/21	107581.97	-103289.25	0	4292.72
U.S. Treasuries	9128285R7	US TREASURY	50000000	2.625	0.1073	12/15/20	12/15/21	107581.97	-103381.85	0	4200.12
U.S. Treasuries	912796A90	TREASURY BILL	50000000	0	0.0902	1/26/21	12/30/21	0.00	3754.17	0.00	3754.17
U.S. Treasuries	912828U81	US TREASURY	50000000	2	1.6095	11/22/19	12/31/21	81521.74	-15675.73	0	65846.01
U.S. Treasuries	912796C31	TREASURY BILL	100000000	0	0.0901	1/28/21	1/27/22	0	7500	0	7500
U.S. Treasuries	912828Z60	US TREASURY	50000000	1.375	0.104	1/13/21	1/31/22	56046.19	-52168.33	0	3877.86
U.S. Treasuries	912828Z60	US TREASURY	50000000	1.375	0.1012	1/15/21	1/31/22	56046.19	-52288.38	0	3757.81
U.S. Treasuries	912796F38	TREASURY BILL	50000000	0	0.058	4/19/21	3/24/22	0	2416.67	0	2416.67
U.S. Treasuries	912828ZG8	US TREASURY	50000000	0.375	0.0673	4/8/21	3/31/22	15371.67	-12637.87	0.00	2733.8
U.S. Treasuries	912796G45	TREASURY BILL	100000000	0	0.065	4/22/21	4/21/22	0	5416.65	0	5416.65
U.S. Treasuries	912796H44	TREASURY BILL	200000000	0	0.055	5/20/21	5/19/22	0	9166.73	0	9166.73
U.S. Treasuries	912828XD7	US TREASURY	50000000	1.875	0.0798	5/13/21	5/31/22	76844.27	-73739.4	0.00	3104.87
U.S. Treasuries	9128286Y1	US TREASURY	50000000	1.75	0.0801	4/8/21	6/15/22	71721.31	-68607.85	0.00	3113.46
U.S. Treasuries	9128286Y1	US TREASURY	50000000	1.75	0.0922	4/28/21	6/15/22	71721.31	-68099.27	0.00	3622.04
U.S. Treasuries	912828XW5	US TREASURY	25000000	1.75	1.7692	8/15/17	6/30/22	35665.76	378.56	0.00	36044.32
U.S. Treasuries	912828ZX1	US TREASURY	50000000	0.125	0.107	3/12/21	6/30/22	5095.11	-740.13	0	4354.98
U.S. Treasuries	912828ZX1	US TREASURY	50000000	0.125	0.0906	3/31/21	6/30/22	5095.11	-1413.45	0.00	3681.66
U.S. Treasuries	912828ZX1	US TREASURY	50000000	0.125	0.0837	4/8/21	6/30/22	5095.11	-1700.27	0	3394.84
U.S. Treasuries	912828ZX1	US TREASURY	50000000	0.125	0.0927	4/15/21	6/30/22	5095.11	-1328.65	0.00	3766.46
U.S. Treasuries	912828ZX1	US TREASURY	50000000	0.125	0.0926	4/16/21	6/30/22	5095.11	-1331.68	0	3763.43
U.S. Treasuries	912828ZX1	US TREASURY	50000000	0.125	0.0924	4/19/21	6/30/22	5095.11	-1340.82	0.00	3754.29
U.S. Treasuries	912828YA2	US TREASURY	100000000	1.5	0.0988	3/30/21	8/15/22	122282.61	-115323.68	0	6958.92
U.S. Treasuries	91282CAG6	US TREASURY	50000000	0.125	0.0974	3/30/21	8/31/22	5179.56	-1128.98	0.00	4050.58
U.S. Treasuries	912828TY6	US TREASURY	50000000	1.625	0.1236	4/8/21	11/15/22	66236.41	-61493.44	0.00	4742.97
U.S. Treasuries	912828Z86	US TREASURY	50000000	1.375	0.1371	8/17/21	2/15/23	56046.19	-50666.99	0	5379.2
U.S. Treasuries	912828D5	US TREASURY	50000000	0.5	0.162	3/18/21	3/15/23	20560.59	-13862.62	0.00	6697.97
U.S. Treasuries	91282CBU4	US TREASURY	50000000	0.125	0.1537	5/4/21	3/31/23	5123.89	1178.61	0	6302.5
U.S. Treasuries	912828ZU7	US TREASURY	50000000	0.25	0.1911	3/12/21	6/15/23	10245.91	-2414.77	0	7831.14
U.S. Treasuries	912828ZU7	US TREASURY	50000000	0.25	0.1837	4/8/21	6/15/23	10245.91	-2716.75	0	7529.16
U.S. Treasuries	912828ZU7	US TREASURY	50000000	0.25	0.252	6/24/21	6/15/23	10245.91	81.27	0	10327.18

Monthly Investment Earnings

Pooled Fund

Type of Investment	CUSIP	Issuer Name	Par Value	Coupon	YTM ¹	Settle Date	Maturity		Earned Interest	Amort.	Realized	Earned Income
							Date	Expense		Gain/(Loss)	/Net Earnings	
U.S. Treasuries	912828S35	US TREASURY	50000000	1.375	1.6093	1/9/20	6/30/23	56046.20	9334.33	0.00	65380.53	
U.S. Treasuries	912828S35	US TREASURY	50000000	1.375	0.2422	6/24/21	6/30/23	56046.20	-46413.25	0.00	9632.95	
U.S. Treasuries	91282CCK5	US TREASURY	50000000	0.125	0.2602	6/30/21	6/30/23	5095.11	5538.31	0.00	10633.42	
U.S. Treasuries	912828S92	US TREASURY	50000000	1.25	0.2011	4/1/21	7/31/23	50951.08	-43033.01	0.00	7918.07	
U.S. Treasuries	912828S92	US TREASURY	50000000	1.25	0.2027	4/1/21	7/31/23	50951.08	-42964.15	0	7986.93	
U.S. Treasuries	91282CAK7	US TREASURY	50000000	0.125	0.2333	8/10/21	9/15/23	5140.15	4436.6	0	9576.75	
U.S. Treasuries	912828WE6	US TREASURY	50000000	2.75	1.7091	12/17/19	11/15/23	112092.39	-41167.33	0.00	70925.06	
U.S. Treasuries	91282CBA8	US TREASURY	50000000	0.125	0.2954	3/19/21	12/15/23	5122.95	6965.69	0	12088.64	
U.S. Treasuries	91282CCC3	US TREASURY	50000000	0.25	0.4475	7/2/21	5/15/24	10190.22	8051.05	0	18241.27	
U.S. Treasuries	912828XT2	US TREASURY	50000000	2	0.4283	7/6/21	5/31/24	81967.22	-64066.19	0	17901.03	
U.S. Treasuries	91282CCL3	US TREASURY	50000000	0.375	0.3763	8/6/21	7/15/24	15285.33	54.56	0.00	15339.89	
U.S. Treasuries	91282CCL3	US TREASURY	50000000	0.375	0.4018	8/9/21	7/15/24	15285.33	1094.18	0.00	16379.51	
U.S. Treasuries	912828Y87	US TREASURY	50000000	1.75	0.4154	3/30/21	7/31/24	71331.52	-54411.92	0	16919.6	
U.S. Treasuries	91282CCT6	US TREASURY	50000000	0.375	0.4439	8/25/21	8/15/24	15285.32	2805.59	0.00	18090.91	
U.S. Treasuries	912828YM6	US TREASURY	50000000	1.5	0.5038	4/15/21	10/31/24	61141.31	-40450.05	0	20691.26	
U.S. Treasuries	912828G38	US TREASURY	50000000	2.25	0.5162	3/9/21	11/15/24	91711.96	-70382.1	0.00	21329.86	
U.S. Treasuries	912828G38	US TREASURY	50000000	2.25	0.4762	3/12/21	11/15/24	91711.96	-72065.08	0	19646.88	
U.S. Treasuries	912828YY0	US TREASURY	50000000	1.75	0.5625	3/15/21	12/31/24	71331.52	-48159.24	0	23172.28	
U.S. Treasuries	912828Z52	US TREASURY	50000000	1.375	0.5756	3/30/21	1/31/25	56046.19	-32408.24	0.00	23637.95	
U.S. Treasuries	912828Z52	US TREASURY	50000000	1.375	0.5707	4/15/21	1/31/25	56046.19	-32613.1	0.00	23433.09	
U.S. Treasuries	912828ZC7	US TREASURY	50000000	1.125	0.607	3/15/21	2/28/25	46616.02	-20990.02	0	25626	
U.S. Treasuries	912828ZC7	US TREASURY	50000000	1.125	0.6083	3/31/21	2/28/25	46616.02	-20938.05	0.00	25677.97	
U.S. Treasuries	912828ZF0	US TREASURY	50000000	0.5	0.613	4/15/21	3/31/25	20495.55	4578.91	0	25074.46	
U.S. Treasuries	912828ZF0	US TREASURY	50000000	0.5	0.5822	4/19/21	3/31/25	20495.56	3331.96	0	23827.52	
U.S. Treasuries	912828ZL7	US TREASURY	50000000	0.375	0.5722	5/18/21	4/30/25	15285.33	7999.29	0	23284.62	
U.S. Treasuries	912828XB1	US TREASURY	50000000	2.125	0.5666	9/2/21	5/15/25	83729.62	-61168.52	0	22561.1	
U.S. Treasuries	912828ZW3	US TREASURY	50000000	0.25	0.6546	3/8/21	6/30/25	10190.21	16369.05	0	26559.26	
U.S. Treasuries	912828ZW3	US TREASURY	50000000	0.25	0.7014	3/9/21	6/30/25	10190.21	18240.75	0	28430.96	
U.S. Treasuries	912828ZW3	US TREASURY	50000000	0.25	0.6025	5/12/21	6/30/25	10190.21	14279.8	0	24470.01	
U.S. Treasuries	912828ZW3	US TREASURY	50000000	0.25	0.6511	5/13/21	6/30/25	10190.21	16230.74	0.00	26420.95	
U.S. Treasuries	912828ZW3	US TREASURY	50000000	0.25	0.6175	5/18/21	6/30/25	10190.21	14882.18	0	25072.39	
U.S. Treasuries	912828ZW3	US TREASURY	50000000	0.25	0.6022	7/12/21	6/30/25	10190.22	14274.39	0	24464.61	
U.S. Treasuries	912828ZW3	US TREASURY	50000000	0.25	0.5091	8/5/21	6/30/25	10190.21	10526.32	0.00	20716.53	
U.S. Treasuries	912828ZW3	US TREASURY	50000000	0.25	0.5583	8/6/21	6/30/25	10190.22	12508.78	0	22699	
U.S. Treasuries	91282CAB7	US TREASURY	50000000	0.25	0.5246	8/5/21	7/31/25	10190.21	11147.3	0.00	21337.51	
U.S. Treasuries	91282CAB7	US TREASURY	50000000	0.25	0.5738	8/6/21	7/31/25	10190.22	13128.22	0.00	23318.44	
U.S. Treasuries	91282CAM3	US TREASURY	50000000	0.25	0.6628	5/12/21	9/30/25	10247.78	16678.37	0.00	26926.15	
U.S. Treasuries	91282CAM3	US TREASURY	50000000	0.25	0.5987	7/26/21	9/30/25	10247.78	14120.83	0.00	24368.61	
U.S. Treasuries	91282CAT8	US TREASURY	50000000	0.25	0.5542	2/25/21	10/31/25	10190.21	12308.46	0	22498.67	
U.S. Treasuries	91282CAT8	US TREASURY	50000000	0.25	0.6521	3/2/21	10/31/25	10190.21	16230.2	0	26420.41	
U.S. Treasuries	91282CAT8	US TREASURY	50000000	0.25	0.6655	3/4/21	10/31/25	10190.21	16765.66	0.00	26955.87	
U.S. Treasuries	91282CBC4	US TREASURY	50000000	0.375	0.6036	2/25/21	12/31/25	15285.33	9235.96	0	24521.29	
U.S. Treasuries	91282CBC4	US TREASURY	50000000	0.375	0.6814	2/26/21	12/31/25	15285.33	12354.7	0	27640.03	
U.S. Treasuries	91282CBW0	US TREASURY	50000000	0.75	0.8929	6/28/21	4/30/26	30570.66	5736.68	0	36307.34	
U.S. Treasuries	91282CBW0	US TREASURY	50000000	0.75	0.8642	7/2/21	4/30/26	30570.65	4586.47	0	35157.12	
U.S. Treasuries	912828R36	US TREASURY	50000000	1.625	0.6924	7/23/21	5/15/26	66236.41	-37617.38	0	28619.03	
U.S. Treasuries	912828R36	US TREASURY	50000000	1.625	0.8064	8/27/21	5/15/26	66236.42	-32937.72	0.00	33298.7	

Monthly Investment Earnings

Pooled Fund

Type of Investment	CUSIP	Issuer Name	Par Value	Coupon	YTM ¹	Settle Date	Maturity		Earned Interest	Amort.	Realized	Earned Income
							Date	Date		Expense	Gain/(Loss)	/Net Earnings
U.S. Treasuries	91282CCJ8	US TREASURY	50000000	0.875	0.9031	7/2/21	6/30/26	35665.76	35665.76	1124.33	0.00	36790.09
U.S. Treasuries	91282CCJ8	US TREASURY	50000000	0.875	0.846	7/14/21	6/30/26	35665.76	35665.76	-1164.11	0.00	34501.65
U.S. Treasuries	91282CCJ8	US TREASURY	50000000	0.875	0.7322	7/22/21	6/30/26	35665.76	35665.76	-5748.94	0.00	29916.82
U.S. Treasuries	91282CCJ8	US TREASURY	50000000	0.875	0.7395	7/22/21	6/30/26	35665.76	35665.76	-5456.62	0.00	30209.14
U.S. Treasuries	91282CCJ8	US TREASURY	50000000	0.875	0.706	8/6/21	6/30/26	35665.76	35665.76	-6812.46	0.00	28853.3
U.S. Treasuries	91282CCJ8	US TREASURY	50000000	0.875	0.7746	8/10/21	6/30/26	35665.76	35665.76	-4037.55	0	31628.21
U.S. Treasuries	91282CCJ8	US TREASURY	50000000	0.875	0.9018	9/24/21	6/30/26	8322.01	8322.01	251.44	0	8573.45
U.S. Treasuries	91282CCW9	US TREASURY	50000000	0.75	0.9797	9/28/21	8/31/26	3107.73	3107.73	918.99	0	4026.72
Subtotals			\$ 5,698,860,000					\$ 3,579,731	\$ (1,645,760)	\$ -	\$ -	\$ 1,933,971
Federal Agencies	313313LE6	FED FARM CRD DISCOUNT NT	\$ -	0.00	0.12	11/16/20	9/2/21	\$ -	\$ -	33	\$ -	\$ 33
Federal Agencies	313313LV8	FED FARM CRD DISCOUNT NT	-	0.00	0.10	12/21/20	9/17/21	-	-	444	-	444
Federal Agencies	313313MK1	FED FARM CRD DISCOUNT NT	5,000,000	0.00	0.12	11/18/20	10/1/21	-	-	500	-	500
Federal Agencies	3135G0Q89	FANNIE MAE	25,000,000	1.38	1.38	10/21/16	10/7/21	28,646	-	-	-	28,646
Federal Agencies	3133EJK24	FEDERAL FARM CREDIT BANK	25,000,000	3.00	3.03	10/19/18	10/19/21	62,500	523	-	-	63,023
Federal Agencies	313313NF1	FED FARM CRD DISCOUNT NT	5,000,000	0.00	0.10	12/21/20	10/21/21	-	417	-	-	417
Federal Agencies	313313NF1	FED FARM CRD DISCOUNT NT	16,000,000	0.00	0.11	11/19/20	10/21/21	-	1,467	-	-	1,467
Federal Agencies	313313NK0	FED FARM CRD DISCOUNT NT	20,000,000	0.00	0.11	11/23/20	10/25/21	-	1,833	-	-	1,833
Federal Agencies	313313NK0	FED FARM CRD DISCOUNT NT	50,000,000	0.00	0.11	11/30/20	10/25/21	-	4,583	-	-	4,583
Federal Agencies	3133EGZJ7	FEDERAL FARM CREDIT BANK	14,500,000	1.38	1.38	10/25/16	10/25/21	16,615	-	-	-	16,615
Federal Agencies	3133EGZJ7	FEDERAL FARM CREDIT BANK	15,000,000	1.38	1.38	10/25/16	10/25/21	17,188	-	-	-	17,188
Federal Agencies	3133ELWS9	FEDERAL FARM CREDIT BANK	50,000,000	0.40	0.41	4/15/20	10/25/21	16,667	409	-	-	17,076
Federal Agencies	3133ELWS9	FEDERAL FARM CREDIT BANK	50,000,000	0.40	0.41	4/15/20	10/25/21	16,667	409	-	-	17,076
Federal Agencies	313313NM6	FED FARM CRD DISCOUNT NT	30,000,000	0.00	0.10	12/3/20	10/27/21	-	2,500	-	-	2,500
Federal Agencies	313313NN4	FED FARM CRD DISCOUNT NT	50,000,000	0.00	0.10	11/24/20	10/28/21	-	4,167	-	-	4,167
Federal Agencies	3133EJT74	FEDERAL FARM CREDIT BANK	50,000,000	3.05	3.09	11/15/18	11/15/21	127,083	1,369	-	-	128,452
Federal Agencies	3130AHJY0	FEDERAL HOME LOAN BANK	17,000,000	1.63	1.71	11/8/19	11/19/21	23,021	1,175	-	-	24,196
Federal Agencies	3130AHJY0	FEDERAL HOME LOAN BANK	25,000,000	1.63	1.71	11/8/19	11/19/21	33,854	1,728	-	-	35,583
Federal Agencies	3130AHJY0	FEDERAL HOME LOAN BANK	25,000,000	1.63	1.71	11/8/19	11/19/21	33,854	1,728	-	-	35,583
Federal Agencies	3130AHJY0	FEDERAL HOME LOAN BANK	45,000,000	1.63	1.71	11/8/19	11/19/21	60,938	3,111	-	-	64,049
Federal Agencies	3130AHJY0	FEDERAL HOME LOAN BANK	50,000,000	1.63	1.71	11/8/19	11/19/21	67,708	3,457	-	-	71,165
Federal Agencies	313313QA9	FED FARM CRD DISCOUNT NT	15,000,000	0.00	0.10	12/22/20	12/3/21	-	1,250	-	-	1,250
Federal Agencies	313313QL5	FED FARM CRD DISCOUNT NT	50,000,000	0.00	0.11	12/30/20	12/13/21	-	4,583	-	-	4,583
Federal Agencies	3133EJ3B3	FEDERAL FARM CREDIT BANK	19,000,000	2.80	0.74	3/19/20	12/17/21	44,333	(31,868)	-	-	12,465
Federal Agencies	3133EJ3B3	FEDERAL FARM CREDIT BANK	25,000,000	2.80	2.84	12/17/18	12/17/21	58,333	705	-	-	59,038
Federal Agencies	3133EJ3B3	FEDERAL FARM CREDIT BANK	25,000,000	2.80	2.84	12/17/18	12/17/21	58,333	705	-	-	59,038
Federal Agencies	3133EJ3B3	FEDERAL FARM CREDIT BANK	25,000,000	2.80	2.85	12/17/18	12/17/21	58,333	979	-	-	59,312
Federal Agencies	3130AHSR5	FEDERAL HOME LOAN BANK	22,500,000	1.63	1.68	12/20/19	12/20/21	30,469	997	-	-	31,466
Federal Agencies	3133EMLW0	FEDERAL FARM CREDIT BANK	62,500,000	0.09	0.11	1/20/21	12/29/21	4,688	834	-	-	5,522
Federal Agencies	313313RK6	FED FARM CRD DISCOUNT NT	50,000,000	0.00	0.06	3/30/21	1/5/22	-	2,500	-	-	2,500
Federal Agencies	3133ELTN4	FEDERAL FARM CREDIT BANK	50,000,000	0.53	0.99	3/18/20	1/18/22	22,083	5,075	-	-	27,158
Federal Agencies	3133ELTN4	FEDERAL FARM CREDIT BANK	63,450,000	0.53	0.67	3/23/20	1/18/22	28,024	7,231	-	-	35,255
Federal Agencies	3133ELKN3	FEDERAL FARM CREDIT BANK	100,000,000	1.55	1.55	1/28/20	1/28/22	129,167	328	-	-	129,495
Federal Agencies	3130AMEN8	FEDERAL HOME LOAN BANK	100,000,000	0.05	0.05	5/4/21	2/1/22	3,750	582	-	-	4,332
Federal Agencies	3130AMEN8	FEDERAL HOME LOAN BANK	100,000,000	0.05	0.05	5/6/21	2/1/22	3,750	499	-	-	4,249
Federal Agencies	3133EKAK2	FEDERAL FARM CREDIT BANK	20,700,000	2.53	2.56	2/19/19	2/14/22	43,643	478	-	-	44,121
Federal Agencies	3133EKBV7	FEDERAL FARM CREDIT BANK	10,000,000	2.55	2.56	3/1/19	3/1/22	21,250	77	-	-	21,327
Federal Agencies	313378WG2	FEDERAL HOME LOAN BANK	17,780,000	2.50	2.36	4/5/19	3/11/22	37,042	(1,932)	-	-	35,109
Federal Agencies	313378WG2	FEDERAL HOME LOAN BANK	40,000,000	2.50	2.36	4/5/19	3/11/22	83,333	(4,436)	-	-	78,897

Monthly Investment Earnings

Pooled Fund

Type of Investment	CUSIP	Issuer Name	Par Value	Coupon	YTM ¹	Settle Date	Maturity		Earned Interest	Amort.	Realized	Earned Income
							Date	Expense		Gain/(Loss)	/Net Earnings	
Federal Agencies	3133EKDC7	FEDERAL FARM CREDIT BANK	26,145,000	2.47	2.36	4/8/19	3/14/22	53,815	(2,270)	-	-	51,545
Federal Agencies	3133EKDC7	FEDERAL FARM CREDIT BANK	45,500,000	2.47	2.36	4/8/19	3/14/22	93,654	(3,773)	-	-	89,882
Federal Agencies	3133ELUQ5	FEDERAL FARM CREDIT BANK	25,000,000	0.70	0.70	3/25/20	3/25/22	14,583	41	-	-	14,624
Federal Agencies	3133ELUQ5	FEDERAL FARM CREDIT BANK	25,000,000	0.70	0.71	3/25/20	3/25/22	14,583	288	-	-	14,871
Federal Agencies	3133ELUQ5	FEDERAL FARM CREDIT BANK	25,000,000	0.70	0.71	3/25/20	3/25/22	14,583	164	-	-	14,748
Federal Agencies	3133ELUQ5	FEDERAL FARM CREDIT BANK	25,000,000	0.70	0.73	3/25/20	3/25/22	14,583	688	-	-	15,272
Federal Agencies	3135G0T45	FANNIE MAE	25,000,000	1.88	1.81	6/6/17	4/5/22	39,063	(1,229)	-	-	37,834
Federal Agencies	313313VG0	FED FARM CRD DISCOUNT NT	10,000,000	0.00	0.06	7/9/21	4/8/22	-	500	-	-	500
Federal Agencies	3135G0V59	FANNIE MAE	25,000,000	2.25	2.36	4/12/19	4/12/22	46,875	2,245	-	-	49,120
Federal Agencies	3135G0V59	FANNIE MAE	50,000,000	2.25	2.36	4/12/19	4/12/22	93,750	4,489	-	-	98,239
Federal Agencies	3135G0V59	FANNIE MAE	50,000,000	2.25	2.36	4/12/19	4/12/22	93,750	4,489	-	-	98,239
Federal Agencies	3133EKHB5	FEDERAL FARM CREDIT BANK	50,000,000	2.35	2.37	4/18/19	4/18/22	97,917	835	-	-	98,752
Federal Agencies	3133EMXN7	FEDERAL FARM CREDIT BANK	19,550,000	0.06	0.07	4/28/21	4/27/22	978	135	-	-	1,113
Federal Agencies	3130AMEY4	FEDERAL HOME LOAN BANK	10,000,000	0.06	0.06	5/6/21	5/6/22	500	7	-	-	507
Federal Agencies	3130AMEY4	FEDERAL HOME LOAN BANK	10,000,000	0.06	0.06	5/18/21	5/6/22	500	9	-	-	509
Federal Agencies	313385WL6	FED HOME LN DISCOUNT NT	50,000,000	0.00	0.06	5/6/21	5/6/22	-	2,292	-	-	2,292
Federal Agencies	3130AMGM8	FEDERAL HOME LOAN BANK	50,000,000	0.06	0.06	5/11/21	5/10/22	2,500	138	-	-	2,638
Federal Agencies	3130AMJ37	FEDERAL HOME LOAN BANK	30,000,000	0.06	0.06	5/17/21	5/13/22	1,500	21	-	-	1,521
Federal Agencies	3130AMJ37	FEDERAL HOME LOAN BANK	45,000,000	0.06	0.06	5/13/21	5/13/22	2,250	148	-	-	2,398
Federal Agencies	3133EKLR5	FEDERAL FARM CREDIT BANK	25,000,000	2.25	2.32	5/16/19	5/16/22	46,875	1,389	-	-	48,264
Federal Agencies	3133EKLR5	FEDERAL FARM CREDIT BANK	35,000,000	2.25	2.32	5/16/19	5/16/22	65,625	1,945	-	-	67,570
Federal Agencies	3133EHLV7	FEDERAL FARM CREDIT BANK	50,000,000	1.88	1.85	6/6/17	6/2/22	78,125	(976)	-	-	77,149
Federal Agencies	3133EHLV7	FEDERAL FARM CREDIT BANK	50,000,000	1.88	1.88	6/9/17	6/2/22	78,125	41	-	-	78,166
Federal Agencies	3133EMF64	FEDERAL FARM CREDIT BANK	58,735,000	0.06	0.08	7/7/21	6/9/22	2,937	1,021	-	-	3,958
Federal Agencies	3133ELDK7	FEDERAL FARM CREDIT BANK	20,000,000	1.63	1.63	12/16/19	6/15/22	27,167	35	-	-	27,202
Federal Agencies	3133ELDK7	FEDERAL FARM CREDIT BANK	25,000,000	1.63	1.63	12/16/19	6/15/22	33,958	44	-	-	34,002
Federal Agencies	3133ELDK7	FEDERAL FARM CREDIT BANK	25,000,000	1.63	1.63	12/16/19	6/15/22	33,958	44	-	-	34,002
Federal Agencies	3133EHZP1	FEDERAL FARM CREDIT BANK	25,000,000	1.85	0.69	3/18/20	9/20/22	38,542	(23,540)	-	-	15,002
Federal Agencies	3133ELVL5	FEDERAL FARM CREDIT BANK	40,000,000	0.70	0.71	4/3/20	10/3/22	23,333	329	-	-	23,662
Federal Agencies	3133EMS45	FEDERAL FARM CREDIT BANK	50,000,000	0.11	0.12	7/14/21	12/14/22	4,583	411	-	-	4,995
Federal Agencies	3133EMWK4	FEDERAL FARM CREDIT BANK	60,000,000	0.14	0.15	5/18/21	1/19/23	7,000	619	-	-	7,619
Federal Agencies	3133ELJH8	FEDERAL FARM CREDIT BANK	10,140,000	1.60	0.74	3/25/20	1/23/23	13,520	(7,083)	-	-	6,437
Federal Agencies	3133EMUH3	FEDERAL FARM CREDIT BANK	65,000,000	0.13	0.16	3/31/21	3/23/23	6,771	1,864	-	-	8,634
Federal Agencies	3133EMVP4	FEDERAL FARM CREDIT BANK	20,000,000	0.13	0.19	4/13/21	4/13/23	2,083	1,085	-	-	3,168
Federal Agencies	3133EMVP4	FEDERAL FARM CREDIT BANK	25,000,000	0.13	0.19	4/13/21	4/13/23	2,604	1,356	-	-	3,960
Federal Agencies	3133EMVP4	FEDERAL FARM CREDIT BANK	50,000,000	0.13	0.19	4/13/21	4/13/23	5,208	2,712	-	-	7,921
Federal Agencies	3133EMXM9	FEDERAL FARM CREDIT BANK	44,500,000	0.13	0.17	5/5/21	4/27/23	4,635	1,569	-	-	6,205
Federal Agencies	3133EMYX4	FEDERAL FARM CREDIT BANK	12,500,000	0.13	0.19	5/10/21	5/10/23	1,302	658	-	-	1,960
Federal Agencies	3133EMYX4	FEDERAL FARM CREDIT BANK	25,000,000	0.13	0.19	5/10/21	5/10/23	2,604	1,315	-	-	3,919
Federal Agencies	3133EMYX4	FEDERAL FARM CREDIT BANK	75,000,000	0.13	0.19	5/10/21	5/10/23	7,813	3,945	-	-	11,758
Federal Agencies	3130AMRY0	FEDERAL HOME LOAN BANK	15,000,000	0.13	0.17	6/4/21	6/2/23	1,563	569	-	-	2,131
Federal Agencies	3133EMF31	FEDERAL FARM CREDIT BANK	100,000,000	0.13	0.16	6/2/21	6/2/23	10,417	2,548	-	-	12,965
Federal Agencies	3133EMH96	FEDERAL FARM CREDIT BANK	50,000,000	0.13	0.26	6/28/21	6/14/23	5,208	5,663	-	-	10,871
Federal Agencies	3133EM3S9	FEDERAL FARM CREDIT BANK	50,000,000	0.20	0.22	8/26/21	6/26/23	8,333	902	-	-	9,235
Federal Agencies	3133EMS37	FEDERAL FARM CREDIT BANK	50,000,000	0.13	0.20	7/14/21	7/14/23	5,208	2,968	-	-	8,176
Federal Agencies	3133EMS37	FEDERAL FARM CREDIT BANK	50,000,000	0.13	0.22	7/14/21	7/14/23	5,208	3,812	-	-	9,020
Federal Agencies	3133EM2E1	FEDERAL FARM CREDIT BANK	50,000,000	0.16	0.19	8/10/21	8/10/23	6,667	1,233	-	-	7,900
Federal Agencies	3133EM6N7	FEDERAL FARM CREDIT BANK	50,000,000	0.17	0.22	9/27/21	9/27/23	944	274	-	-	1,218
Federal Agencies	3133ELNE0	FEDERAL FARM CREDIT BANK	20,495,000	1.43	0.85	3/18/20	2/14/24	24,423	(9,572)	-	-	14,852

Monthly Investment Earnings

Pooled Fund

Type of Investment	CUSIP	Issuer Name	Par Value	Coupon	YTM ¹	Settle Date	Maturity		Earned Interest	Amort.	Realized	Earned Income
							Date	Date		Expense	Gain/(Loss)	/Net Earnings
Federal Agencies	3133EMRZ7	FEDERAL FARM CREDIT BANK	5,000,000	0.25	0.26	2/26/21	2/26/24	1,042	49	-	1,091	
Federal Agencies	3133EMRZ7	FEDERAL FARM CREDIT BANK	5,000,000	0.25	0.26	2/26/21	2/26/24	1,042	49	-	1,091	
Federal Agencies	3133EMRZ7	FEDERAL FARM CREDIT BANK	100,000,000	0.25	0.26	2/26/21	2/26/24	20,833	986	-	21,820	
Federal Agencies	3133EMTW2	FEDERAL FARM CREDIT BANK	50,000,000	0.30	0.34	3/18/21	3/18/24	12,500	1,656	-	14,156	
Federal Agencies	3133EMTW2	FEDERAL FARM CREDIT BANK	50,000,000	0.30	0.34	3/18/21	3/18/24	12,500	1,657	-	14,157	
Federal Agencies	3133EMWV0	FEDERAL FARM CREDIT BANK	16,545,000	0.35	0.34	5/4/21	4/22/24	4,826	(128)	-	4,697	
Federal Agencies	3133EMWV0	FEDERAL FARM CREDIT BANK	29,424,000	0.35	0.34	5/4/21	4/22/24	8,582	(228)	-	8,354	
Federal Agencies	3133EMWV0	FEDERAL FARM CREDIT BANK	39,000,000	0.35	0.34	5/4/21	4/22/24	11,375	(302)	-	11,073	
Federal Agencies	3133EMV25	FEDERAL FARM CREDIT BANK	50,000,000	0.45	0.39	8/6/21	7/23/24	18,750	(2,551)	-	16,199	
Federal Agencies	3133EM5X6	FEDERAL FARM CREDIT BANK	25,000,000	0.43	0.46	9/23/21	9/23/24	2,389	184	-	2,573	
Federal Agencies	3133EM5X6	FEDERAL FARM CREDIT BANK	50,000,000	0.43	0.46	9/23/21	9/23/24	4,778	369	-	5,146	
Federal Agencies	3133EM5X6	FEDERAL FARM CREDIT BANK	50,000,000	0.43	0.46	9/23/21	9/23/24	4,778	369	-	5,146	
Federal Agencies	3133ELCP7	FEDERAL FARM CREDIT BANK	25,000,000	1.63	1.66	12/3/19	12/3/24	33,854	657	-	34,511	
Federal Agencies	3135G0X24	FANNIE MAE	39,060,000	1.63	0.53	4/21/21	1/7/25	52,894	(34,765)	-	18,128	
Federal Agencies	3137EAEP0	FREDDIE MAC	5,000,000	1.50	1.52	2/14/20	2/12/25	6,250	63	-	6,313	
Federal Agencies	3137EAEP0	FREDDIE MAC	5,000,000	1.50	1.52	2/14/20	2/12/25	6,250	63	-	6,313	
Federal Agencies	3137EAEP0	FREDDIE MAC	5,000,000	1.50	1.52	2/14/20	2/12/25	6,250	63	-	6,313	
Federal Agencies	3137EAEP0	FREDDIE MAC	15,000,000	1.50	1.52	2/14/20	2/12/25	18,750	190	-	18,940	
Federal Agencies	3137EAEP0	FREDDIE MAC	50,000,000	1.50	1.52	2/14/20	2/12/25	62,500	633	-	63,133	
Federal Agencies	3137EAEP0	FREDDIE MAC	53,532,000	1.50	0.55	4/21/21	2/12/25	66,915	(41,308)	-	25,607	
Federal Agencies	3133ELQY3	FEDERAL FARM CREDIT BANK	16,000,000	1.21	1.22	3/23/20	3/3/25	16,133	154	-	16,287	
Federal Agencies	3133ELQY3	FEDERAL FARM CREDIT BANK	24,000,000	1.21	1.24	3/23/20	3/3/25	24,200	594	-	24,794	
Federal Agencies	3133EMWT5	FEDERAL FARM CREDIT BANK	50,000,000	0.60	0.61	4/21/21	4/21/25	25,000	544	-	25,544	
Federal Agencies	3135G03U5	FANNIE MAE	50,000,000	0.63	0.57	7/12/21	4/22/25	26,042	(2,348)	-	23,694	
Federal Agencies	3130AN4A5	FEDERAL HOME LOAN BANK	17,680,000	0.70	0.62	7/12/21	6/30/25	10,313	(1,131)	-	9,182	
Federal Agencies	3135G05X7	FANNIE MAE	25,000,000	0.38	0.66	3/4/21	8/25/25	7,813	5,794	-	13,606	
Federal Agencies	3135G05X7	FANNIE MAE	72,500,000	0.38	0.57	2/25/21	8/25/25	22,656	11,657	-	34,313	
Federal Agencies	3137EAEX3	FREDDIE MAC	22,600,000	0.38	0.68	3/4/21	9/23/25	7,063	5,492	-	12,555	
Federal Agencies	3133EMZ21	FEDERAL FARM CREDIT BANK	15,500,000	0.69	0.75	8/9/21	4/6/26	8,913	738	-	9,651	
Federal Agencies	3130ANNM8	FEDERAL HOME LOAN BANK	25,000,000	1.05	1.05	8/19/21	7/13/26	21,875	-	-	21,875	
Federal Agencies	3130ANNM8	FEDERAL HOME LOAN BANK	25,000,000	1.05	1.05	8/19/21	7/13/26	21,875	-	-	21,875	
Federal Agencies	3130ANNM8	FEDERAL HOME LOAN BANK	25,000,000	1.05	1.05	8/19/21	7/13/26	21,875	-	-	21,875	
Federal Agencies	3130ANNM8	FEDERAL HOME LOAN BANK	25,000,000	1.05	1.05	8/19/21	7/13/26	21,875	-	-	21,875	
Federal Agencies	3130ANMP2	FEDERAL HOME LOAN BANK	25,000,000	1.07	1.07	8/20/21	7/27/26	22,292	-	-	22,292	
Federal Agencies	3130ANMP2	FEDERAL HOME LOAN BANK	25,000,000	1.07	1.07	8/20/21	7/27/26	22,292	-	-	22,292	
Federal Agencies	3130ANMP2	FEDERAL HOME LOAN BANK	25,000,000	1.07	1.07	8/20/21	7/27/26	22,292	-	-	22,292	
Federal Agencies	3130ANMP2	FEDERAL HOME LOAN BANK	25,000,000	1.07	1.07	8/20/21	7/27/26	22,292	-	-	22,292	
Federal Agencies	3130ANTG5	FEDERAL HOME LOAN BANK	25,000,000	1.05	1.05	9/13/21	8/10/26	13,125	-	-	13,125	
Federal Agencies	3130ANTG5	FEDERAL HOME LOAN BANK	25,000,000	1.05	1.05	9/13/21	8/10/26	13,125	-	-	13,125	
Federal Agencies	3130ANTG5	FEDERAL HOME LOAN BANK	25,000,000	1.05	1.05	9/13/21	8/10/26	13,125	-	-	13,125	
Federal Agencies	3130ANTG5	FEDERAL HOME LOAN BANK	25,000,000	1.05	1.05	9/13/21	8/10/26	13,125	-	-	13,125	
Subtotals			\$ 4,446,836,000					\$ 3,005,751	\$ (25,964)	\$ -	\$ 2,979,787	
Public Time Deposits	PPE52B4L6	BANK OF SAN FRANCISCO	\$ -	0.10	0.10	3/22/21	9/20/21	\$ 528	\$ -	\$ -	\$ 528	
Public Time Deposits	PPE62M5Z8	BRIDGE BANK	-	1.54	1.54	3/22/21	9/20/21	8,006	-	-	8,006	
Public Time Deposits	PPE82MH19	BANK OF SAN FRANCISCO	10,000,000	0.07	0.07	6/7/21	12/6/21	583	-	-	583	
Public Time Deposits	PPEE2K8C3	BRIDGE BANK	10,000,000	0.08	0.08	6/21/21	12/20/21	658	-	-	658	
Public Time Deposits	PPEB3XSW4	BANK OF SAN FRANCISCO	10,000,000	0.09	0.09	9/20/21	3/21/22	275	-	-	275	
Public Time Deposits	PPEE3CH06	BRIDGE BANK	10,000,000	0.09	0.09	9/20/21	3/21/22	271	-	-	271	
Subtotals			\$ 40,000,000					\$ 10,321	\$ -	\$ -	\$ 10,321	

Monthly Investment Earnings

Pooled Fund

Type of Investment	CUSIP	Issuer Name	Par Value	Coupon	YTM ¹	Maturity		Earned Interest	Amort. Expense	Realized Gain/(Loss)	Earned Income /Net Earnings
						Settle Date	Date				
Negotiable CDs	89114W2V6	TORONTO DOMINION BANK NY	\$ -	0.16	0.16	3/2/21	9/3/21	\$ 444	\$ -	\$ -	\$ 444
Negotiable CDs	78012UJ63	ROYAL BANK OF CANADA NY	-	0.18	0.18	3/16/21	9/13/21	6,000	-	-	6,000
Negotiable CDs	89114W2T1	TORONTO DOMINION BANK NY	-	0.16	0.16	3/2/21	9/24/21	7,156	-	-	7,156
Negotiable CDs	78012UG41	ROYAL BANK OF CANADA NY	-	0.12	0.12	2/23/21	9/27/21	8,514	-	-	8,514
Negotiable CDs	89114W2U8	TORONTO DOMINION BANK NY	-	0.16	0.16	3/2/21	9/29/21	4,978	-	-	4,978
Negotiable CDs	78012UG58	ROYAL BANK OF CANADA NY	50,000,000	0.12	0.12	2/23/21	10/25/21	4,775	-	-	4,775
Negotiable CDs	06367CCF2	BANK OF MONTREAL CHICAGO	50,000,000	0.20	0.20	3/8/21	1/3/22	8,333	-	-	8,333
Negotiable CDs	89114W3L7	TORONTO DOMINION BANK NY	50,000,000	0.20	0.20	3/8/21	1/5/22	8,333	-	-	8,333
Negotiable CDs	89114W3B9	TORONTO DOMINION BANK NY	60,000,000	0.20	0.20	3/4/21	1/6/22	10,000	-	-	10,000
Negotiable CDs	89114W2B0	TORONTO DOMINION BANK NY	100,000,000	0.18	0.18	2/18/21	1/14/22	15,000	-	-	15,000
Negotiable CDs	06367CCQ8	BANK OF MONTREAL CHICAGO	50,000,000	0.20	0.20	3/11/21	1/20/22	8,333	-	-	8,333
Negotiable CDs	89114W3W3	TORONTO DOMINION BANK NY	50,000,000	0.20	0.20	3/11/21	1/20/22	8,333	-	-	8,333
Negotiable CDs	06367CBA4	BANK OF MONTREAL CHICAGO	75,000,000	0.20	0.20	2/16/21	2/14/22	12,500	-	-	12,500
Negotiable CDs	78012UG82	ROYAL BANK OF CANADA NY	50,000,000	0.15	0.15	2/26/21	2/16/22	6,448	-	-	6,448
Negotiable CDs	78012UG90	ROYAL BANK OF CANADA NY	60,000,000	0.16	0.16	2/26/21	2/22/22	8,038	-	-	8,038
Negotiable CDs	06367CCJ4	BANK OF MONTREAL CHICAGO	50,000,000	0.14	0.14	3/9/21	2/28/22	5,865	-	-	5,865
Negotiable CDs	06367CDY0	BANK OF MONTREAL CHICAGO	50,000,000	0.20	0.20	4/6/21	2/28/22	8,333	-	-	8,333
Negotiable CDs	78012UH57	ROYAL BANK OF CANADA NY	50,000,000	0.15	0.15	3/9/21	2/28/22	6,859	-	-	6,859
Negotiable CDs	06367CBZ9	BANK OF MONTREAL CHICAGO	100,000,000	0.15	0.15	3/3/21	3/2/22	12,502	-	-	12,502
Negotiable CDs	89114W3C7	TORONTO DOMINION BANK NY	50,000,000	0.21	0.21	3/4/21	3/4/22	8,750	-	-	8,750
Negotiable CDs	78012UJ30	ROYAL BANK OF CANADA NY	50,000,000	0.23	0.23	3/11/21	3/11/22	9,583	-	-	9,583
Negotiable CDs	89114W4K8	TORONTO DOMINION BANK NY	50,000,000	0.23	0.23	3/15/21	3/15/22	9,583	-	-	9,583
Negotiable CDs	06367CCY1	BANK OF MONTREAL CHICAGO	50,000,000	0.17	0.17	3/16/21	3/16/22	7,000	-	-	7,000
Negotiable CDs	78012UH73	ROYAL BANK OF CANADA NY	50,000,000	0.22	0.22	3/11/21	3/16/22	9,167	-	-	9,167
Negotiable CDs	78012UK46	ROYAL BANK OF CANADA NY	50,000,000	0.23	0.23	3/30/21	3/28/22	9,583	-	-	9,583
Negotiable CDs	89114W5N1	TORONTO DOMINION BANK NY	50,000,000	0.22	0.22	3/30/21	3/28/22	9,167	-	-	9,167
Negotiable CDs	78012UK53	ROYAL BANK OF CANADA NY	50,000,000	0.23	0.23	4/6/21	4/6/22	9,583	-	-	9,583
Negotiable CDs	89114W6T7	TORONTO DOMINION BANK NY	50,000,000	0.22	0.22	4/13/21	4/11/22	9,167	-	-	9,167
Negotiable CDs	06367CHR1	BANK OF MONTREAL CHICAGO	100,000,000	0.17	0.17	7/6/21	5/9/22	14,167	-	-	14,167
Negotiable CDs	89114WBD6	TORONTO DOMINION BANK NY	50,000,000	0.21	0.21	5/25/21	5/25/22	8,750	-	-	8,750
Negotiable CDs	78012UT96	ROYAL BANK OF CANADA NY	100,000,000	0.15	0.15	9/16/21	6/17/22	6,250	-	-	6,250
Negotiable CDs	06367CKG1	BANK OF MONTREAL CHICAGO	50,000,000	0.18	0.18	8/25/21	7/18/22	7,500	-	-	7,500
Negotiable CDs	06367CKN6	BANK OF MONTREAL CHICAGO	50,000,000	0.18	0.18	8/30/21	7/18/22	7,500	-	-	7,500
Subtotals			\$ 1,645,000,000					\$ 276,494	\$ -	\$ -	\$ 276,494
Money Market Funds	09248U718	BLACKROCK LIQ INST GOV FUND	\$ 10,546,255	0.01	0.01	9/30/21	10/1/21	\$ 44	\$ -	\$ -	\$ 44
Money Market Funds	262006208	DREYFUS GOVERN CASH MGMT-I	252,701,535	0.03	0.03	9/30/21	10/1/21	6,388	-	-	6,388
Money Market Funds	31607A703	FIDELITY INST GOV FUND	22,346,105	0.01	0.01	9/30/21	10/1/21	560	-	-	560
Money Market Funds	608919718	FEDERATED GOVERNMENT OBL-PRM	219,078,155	0.03	0.03	9/30/21	10/1/21	3,126	-	-	3,126
Money Market Funds	61747C707	MORGAN STANLEY INST GOVT FUND	62,403,760	0.03	0.03	9/30/21	10/1/21	2,401	-	-	2,401
Subtotals			\$ 567,075,811					\$ 12,519	\$ -	\$ -	\$ 12,519
Supranationals	459058JV6	INTL BK RECON & DEVELOP	\$ 100,000,000	0.13	0.23	4/20/21	4/20/23	\$ 10,417	\$ 8,507	\$ -	\$ 18,924
Supranationals	4581X0CM8	INTER-AMERICAN DEVEL BK	100,000,000	2.13	0.58	4/26/21	1/15/25	177,083	(125,206)	-	51,877
Supranationals	459058JB0	INTL BK RECON & DEVELOP	40,000,000	0.63	0.57	7/23/21	4/22/25	20,833	(1,885)	-	18,949
Supranationals	45818WDG8	INTER-AMERICAN DEVEL BK	19,500,000	0.82	0.75	8/25/21	2/27/26	13,325	(1,037)	-	12,288
Subtotals			\$ 259,500,000					\$ 221,658	\$ (119,620)	\$ -	\$ 102,038
Grand Totals			\$ 12,657,271,811					\$ 7,106,475	\$ (1,791,344)	\$ -	\$ 5,315,131

¹ Yield to maturity is calculated at purchase

Investment Transactions

Pooled Fund

For month ended September 30, 2021

Transaction	Settle Date	Maturity	Type of Investment	Issuer Name	CUSIP	Par Value	Coupon	YTM	Price	Interest	Transaction
Purchase	9/2/21	5/15/25	U.S. Treasuries	US TREASURY	912828XB1	\$ 50,000,000	2.13	0.57	\$ 105.70	\$ 317,595	\$ 53,167,204
Purchase	9/7/21	10/1/21	Money Market Funds	DREYFUS GOVERN CASH MGMT	262006208	65,000,000	0.03	0.03	100.00	-	65,000,000
Purchase	9/8/21	10/1/21	Money Market Funds	DREYFUS GOVERN CASH MGMT	262006208	32,000,000	0.03	0.03	100.00	-	32,000,000
Purchase	9/9/21	10/1/21	Money Market Funds	FEDERATED GOVERNMENT OBL	608919718	125,000,000	0.03	0.03	100.00	-	125,000,000
Purchase	9/13/21	8/10/26	Federal Agencies	FEDERAL HOME LOAN BANK	3130ANTG5	25,000,000	1.05	1.05	100.00	-	25,000,000
Purchase	9/13/21	8/10/26	Federal Agencies	FEDERAL HOME LOAN BANK	3130ANTG5	25,000,000	1.05	1.05	100.00	-	25,000,000
Purchase	9/13/21	8/10/26	Federal Agencies	FEDERAL HOME LOAN BANK	3130ANTG5	25,000,000	1.05	1.05	100.00	-	25,000,000
Purchase	9/13/21	8/10/26	Federal Agencies	FEDERAL HOME LOAN BANK	3130ANTG5	25,000,000	1.05	1.05	100.00	-	25,000,000
Purchase	9/15/21	10/1/21	Money Market Funds	FEDERATED GOVERNMENT OBL	608919718	33,000,000	0.03	0.03	100.00	-	33,000,000
Purchase	9/16/21	6/17/22	Negotiable CDs	ROYAL BANK OF CANADA NY	78012UT96	100,000,000	0.15	0.15	100.00	-	100,000,000
Purchase	9/20/21	10/1/21	Money Market Funds	FEDERATED GOVERNMENT OBL	608919718	20,000,000	0.03	0.03	100.00	-	20,000,000
Purchase	9/20/21	3/21/22	Public Time Deposits	BANK OF SAN FRANCISCO	PPEB3XSW4	10,000,000	0.09	0.09	100.00	-	10,000,000
Purchase	9/20/21	3/21/22	Public Time Deposits	BRIDGE BANK	PPEE3CH06	10,000,000	0.09	0.09	100.00	-	10,000,000
Purchase	9/21/21	10/1/21	Money Market Funds	FEDERATED GOVERNMENT OBL	608919718	29,000,000	0.03	0.03	100.00	-	29,000,000
Purchase	9/22/21	10/1/21	Money Market Funds	FEDERATED GOVERNMENT OBL	608919718	64,000,000	0.03	0.03	100.00	-	64,000,000
Purchase	9/23/21	9/23/24	Federal Agencies	FEDERAL FARM CREDIT BANK	3133EM5X6	25,000,000	0.43	0.46	99.90	-	24,974,750
Purchase	9/23/21	9/23/24	Federal Agencies	FEDERAL FARM CREDIT BANK	3133EM5X6	50,000,000	0.43	0.46	99.90	-	49,949,500
Purchase	9/23/21	9/23/24	Federal Agencies	FEDERAL FARM CREDIT BANK	3133EM5X6	50,000,000	0.43	0.46	99.90	-	49,949,500
Purchase	9/24/21	10/1/21	Money Market Funds	DREYFUS GOVERN CASH MGMT	262006208	26,000,000	0.03	0.03	100.00	-	26,000,000
Purchase	9/24/21	6/30/26	U.S. Treasuries	US TREASURY	91282CCJ8	50,000,000	0.88	0.90	99.88	102,242	50,039,742
Purchase	9/27/21	9/27/23	Federal Agencies	FEDERAL FARM CREDIT BANK	3133EM6N7	50,000,000	0.17	0.22	99.90	-	49,950,000
Purchase	9/28/21	8/31/26	U.S. Treasuries	US TREASURY	91282CCW9	50,000,000	0.75	0.98	98.90	29,006	49,478,224
Purchase	9/30/21	10/1/21	Money Market Funds	BLACKROCK LIQ INST GOV F	09248U718	44	0.01	0.01	100.00	-	44
Purchase	9/30/21	10/1/21	Money Market Funds	DREYFUS GOVERN CASH MGMT	262006208	6,388	0.03	0.03	100.00	-	6,388
Purchase	9/30/21	10/1/21	Money Market Funds	DREYFUS GOVERN CASH MGMT	262006208	60,000,000	0.03	0.03	100.00	-	60,000,000
Purchase	9/30/21	10/1/21	Money Market Funds	FIDELITY INST GOV FUND	31607A703	560	0.01	0.01	100.00	-	560
Purchase	9/30/21	10/1/21	Money Market Funds	FEDERATED GOVERNMENT OBL	608919718	3,126	0.03	0.03	100.00	-	3,126
Purchase	9/30/21	10/1/21	Money Market Funds	MORGAN STANLEY INST GOVT	61747C707	2,401	0.03	0.03	100.00	-	2,401
Subtotals						\$ 999,012,519	0.38	0.33	\$ 100.21	\$ 448,842	\$1,001,521,440
Sale	9/1/21	10/1/21	Money Market Funds	DREYFUS GOVERN CASH MGMT	262006208	\$ 50,000,000	0.03	0.03	\$ 100.00	\$ -	\$ 50,000,000
Sale	9/1/21	10/1/21	Money Market Funds	MORGAN STANLEY INST GOVT	61747C707	23,000,000	0.03	0.03	100.00	-	23,000,000
Sale	9/2/21	10/1/21	Money Market Funds	DREYFUS GOVERN CASH MGMT	262006208	42,000,000	0.03	0.03	100.00	-	42,000,000
Sale	9/13/21	10/1/21	Money Market Funds	DREYFUS GOVERN CASH MGMT	262006208	75,000,000	0.03	0.03	100.00	-	75,000,000
Sale	9/13/21	10/1/21	Money Market Funds	FIDELITY INST GOV FUND	31607A703	16,000,000	0.01	0.01	100.00	-	16,000,000
Sale	9/16/21	10/1/21	Money Market Funds	FIDELITY INST GOV FUND	31607A703	20,000,000	0.01	0.01	100.00	-	20,000,000
Sale	9/16/21	10/1/21	Money Market Funds	MORGAN STANLEY INST GOVT	61747C707	100,000,000	0.03	0.03	100.00	-	100,000,000
Sale	9/17/21	10/1/21	Money Market Funds	FIDELITY INST GOV FUND	31607A703	7,000,000	0.01	0.01	100.00	-	7,000,000
Sale	9/23/21	10/1/21	Money Market Funds	DREYFUS GOVERN CASH MGMT	262006208	100,000,000	0.03	0.03	100.00	-	100,000,000
Sale	9/23/21	10/1/21	Money Market Funds	FIDELITY INST GOV FUND	31607A703	35,000,000	0.01	0.01	100.00	-	35,000,000
Sale	9/28/21	10/1/21	Money Market Funds	FEDERATED GOVERNMENT OBL	608919718	65,000,000	0.03	0.03	100.00	-	65,000,000
Subtotals						\$ 533,000,000	0.03	0.03	\$ 100.00	\$ -	\$ 533,000,000
Maturity	9/2/21	9/2/21	Federal Agencies	FED FARM CRD DISCOUNT NT	313313LE6	\$ 10,000,000	0.00	0.12	100.00	\$ -	\$ 10,000,000
Maturity	9/3/21	9/3/21	Negotiable CDs	TORONTO DOMINION BANK NY	89114W2V6	50,000,000	0.16	0.16	100.00	41,111	50,041,111
Maturity	9/9/21	9/9/21	U.S. Treasuries	TREASURY BILL	9127964L0	50,000,000	0.00	0.11	100.00	-	50,000,000
Maturity	9/9/21	9/9/21	U.S. Treasuries	TREASURY BILL	9127964L0	50,000,000	0.00	0.10	100.00	-	50,000,000
Maturity	9/13/21	9/13/21	Negotiable CDs	ROYAL BANK OF CANADA NY	78012UJ63	100,000,000	0.18	0.18	100.00	90,500	100,090,500
Maturity	9/15/21	9/15/21	U.S. Treasuries	US TREASURY	9128285A4	50,000,000	2.75	0.11	100.00	687,500	50,687,500
Maturity	9/15/21	9/15/21	U.S. Treasuries	US TREASURY	9128285A4	50,000,000	2.75	0.10	100.00	687,500	50,687,500
Maturity	9/17/21	9/17/21	Federal Agencies	FED FARM CRD DISCOUNT NT	313313LV8	10,000,000	0.00	0.10	100.00	-	10,000,000
Maturity	9/20/21	9/20/21	Public Time Deposits	BANK OF SAN FRANCISCO	PPE52B4L6	10,000,000	0.10	0.10	100.00	2,528	10,002,528

Investment Transactions

Pooled Fund

Transaction	Settle Date	Maturity	Type of Investment	Issuer Name	CUSIP	Par Value	Coupon	YTM	Price	Interest	Transaction
Maturity	9/20/21	9/20/21	Public Time Deposits	BRIDGE BANK	PPE62M5Z8	10,000,000	1.54	1.54	100.00	12,472	10,012,472
Maturity	9/24/21	9/24/21	Negotiable CDs	TORONTO DOMINION BANK NY	89114W2T1	70,000,000	0.16	0.16	100.00	64,089	70,064,089
Maturity	9/27/21	9/27/21	Negotiable CDs	ROYAL BANK OF CANADA NY	78012UG41	100,000,000	0.12	0.12	100.00	10,151	100,010,151
Maturity	9/29/21	9/29/21	Negotiable CDs	TORONTO DOMINION BANK NY	89114W2U8	40,000,000	0.16	0.16	100.00	37,511	40,037,511
Maturity	9/30/21	9/30/21	U.S. Treasuries	US TREASURY	912828T34	50,000,000	1.13	1.69	100.00	281,250	50,281,250
Subtotals						\$ 650,000,000	0.62	0.28	\$ -	\$ 1,914,612	\$ 651,914,612

Interest	9/1/21	3/1/22	Federal Agencies	FEDERAL FARM CREDIT BANK	3133EKBV7	\$ 10,000,000	2.55	2.56	0.00	0.00	\$ 127,500
Interest	9/2/21	3/2/22	Negotiable CDs	BANK OF MONTREAL CHICAGO	06367CBZ9	100,000,000	0.16	0.16	0.00	0.00	41,242
Interest	9/3/21	3/3/25	Federal Agencies	FEDERAL FARM CREDIT BANK	3133ELQY3	16,000,000	1.21	1.22	0.00	0.00	96,800
Interest	9/3/21	3/3/25	Federal Agencies	FEDERAL FARM CREDIT BANK	3133ELQY3	24,000,000	1.21	1.24	0.00	0.00	145,200
Interest	9/11/21	3/11/22	Federal Agencies	FEDERAL HOME LOAN BANK	313378WG2	17,780,000	2.50	2.36	0.00	0.00	222,250
Interest	9/11/21	3/11/22	Federal Agencies	FEDERAL HOME LOAN BANK	313378WG2	40,000,000	2.50	2.36	0.00	0.00	500,000
Interest	9/14/21	3/14/22	Federal Agencies	FEDERAL FARM CREDIT BANK	3133EKDC7	26,145,000	2.47	2.36	0.00	0.00	322,891
Interest	9/14/21	3/14/22	Federal Agencies	FEDERAL FARM CREDIT BANK	3133EKDC7	45,500,000	2.47	2.36	0.00	0.00	561,925
Interest	9/15/21	3/15/23	U.S. Treasuries	US TREASURY	912828ZD5	50,000,000	0.50	0.16	0.00	0.00	125,000
Interest	9/15/21	9/15/23	U.S. Treasuries	US TREASURY NB	91282CAK7	50,000,000	0.13	0.23	0.00	0.00	31,250
Interest	9/16/21	3/16/22	Negotiable CDs	BANK OF MONTREAL CHICAGO	06367CCY1	50,000,000	0.17	0.17	0.00	0.00	21,467
Interest	9/18/21	3/18/24	Federal Agencies	FEDERAL FARM CREDIT BANK	3133EMTW2	50,000,000	0.30	0.34	0.00	0.00	75,000
Interest	9/18/21	3/18/24	Federal Agencies	FEDERAL FARM CREDIT BANK	3133EMTW2	50,000,000	0.30	0.34	0.00	0.00	75,000
Interest	9/20/21	9/20/22	Federal Agencies	FEDERAL FARM CREDIT BANK	3133EHZP1	25,000,000	1.85	0.69	0.00	0.00	231,250
Interest	9/23/21	3/23/23	Federal Agencies	FEDERAL FARM CREDIT BANK	3133EMUH3	65,000,000	0.13	0.16	0.00	0.00	40,625
Interest	9/23/21	9/23/25	Federal Agencies	FREDDIE MAC	3137EAEX3	22,600,000	0.38	0.68	0.00	0.00	42,375
Interest	9/25/21	3/25/22	Federal Agencies	FEDERAL FARM CREDIT BANK	3133ELUQ5	25,000,000	0.70	0.70	0.00	0.00	87,500
Interest	9/25/21	3/25/22	Federal Agencies	FEDERAL FARM CREDIT BANK	3133ELUQ5	25,000,000	0.70	0.71	0.00	0.00	87,500
Interest	9/25/21	3/25/22	Federal Agencies	FEDERAL FARM CREDIT BANK	3133ELUQ5	25,000,000	0.70	0.73	0.00	0.00	87,500
Interest	9/27/21	10/25/21	Negotiable CDs	ROYAL BANK OF CANADA NY	78012UG58	50,000,000	0.11	0.11	0.00	0.00	5,242
Interest	9/28/21	2/28/22	Negotiable CDs	ROYAL BANK OF CANADA NY	78012UH57	50,000,000	0.17	0.17	0.00	0.00	21,211
Interest	9/30/21	10/1/21	Money Market Funds	BLACKROCK LIQ INST GOV F	09248U718	10,546,255	0.01	0.01	0.00	0.00	44
Interest	9/30/21	10/1/21	Money Market Funds	DREYFUS GOVERN CASH MGMT	262006208	252,701,535	0.03	0.03	0.00	0.00	6,388
Interest	9/30/21	10/1/21	Money Market Funds	FIDELITY INST GOV FUND	31607A703	22,346,105	0.01	0.01	0.00	0.00	560
Interest	9/30/21	10/1/21	Money Market Funds	FEDERATED GOVERNMENT OBL	608919718	219,078,155	0.03	0.03	0.00	0.00	3,126
Interest	9/30/21	10/1/21	Money Market Funds	MORGAN STANLEY INST GOVT	61747C707	62,403,760	0.03	0.03	0.00	0.00	2,401
Interest	9/30/21	3/31/22	U.S. Treasuries	US TREASURY	912828ZG8	50,000,000	0.38	0.07	0.00	0.00	93,750
Interest	9/30/21	3/31/23	U.S. Treasuries	US TREASURY	91282CBU4	50,000,000	0.13	0.15	0.00	0.00	31,250
Interest	9/30/21	3/31/25	U.S. Treasuries	US TREASURY	91282ZF0	50,000,000	0.50	0.61	0.00	0.00	125,000
Interest	9/30/21	3/31/25	U.S. Treasuries	US TREASURY	91282ZF0	50,000,000	0.50	0.58	0.00	0.00	125,000
Interest	9/30/21	9/30/25	U.S. Treasuries	US TREASURY	91282CAM3	50,000,000	0.25	0.66	0.00	0.00	62,500
Interest	9/30/21	9/30/25	U.S. Treasuries	US TREASURY	91282CAM3	50,000,000	0.25	0.60	0.00	0.00	62,500
Subtotals						\$ 1,709,100,811	0.41	0.41	\$ -	\$ -	\$ 3,548,747

Grand Totals	28	Purchases
	(11)	Sales
	(14)	Maturities / Calls
	3	Change in number of positions