

**Office of the Treasurer & Tax Collector
City and County of San Francisco**



José Cisneros, Treasurer

Tajel Shah, Chief Assistant Treasurer
Hubert R White, III CFA, CTP, Chief Investment Officer

Investment Report for the month of October 2021

November 15, 2021

**The Honorable London N. Breed
Mayor of San Francisco
City Hall, Room 200
1 Dr. Carlton B. Goodlett Place
San Francisco, CA 94102-4638**

**The Honorable Board of Supervisors
City and County of San Francisco
City Hall, Room 244
1 Dr. Carlton B. Goodlett Place
San Francisco, CA 94102-4638**

Colleagues,

In accordance with the provisions of California State Government Code, Section 53646, we forward this report detailing the City's pooled fund portfolio as of October 31, 2021. These investments provide sufficient liquidity to meet expenditure requirements for the next six months and are in compliance with our statement of investment policy and California Code.

This correspondence and its attachments show the investment activity for the month of October 2021 for the portfolios under the Treasurer's management. All pricing and valuation data is obtained from Interactive Data Corporation.

CCSF Pooled Fund Investment Earnings Statistics *

<i>(in \$ million)</i>	Current Month		Prior Month	
	Fiscal YTD	October 2021	Fiscal YTD	September 2021
Average Daily Balance	\$ 12,694	\$ 12,661	\$ 12,705	\$ 12,773
Net Earnings	20.99	5.58	15.41	5.32
Earned Income Yield	0.49%	0.52%	0.48%	0.51%

CCSF Pooled Fund Statistics *

<i>(in \$ million)</i>	% of	Book	Market	Wtd. Avg.	Wtd. Avg.	
Investment Type	Portfolio	Value	Value	Coupon	YTM	WAM
U.S. Treasuries	42.94%	\$ 5,483.2	\$ 5,440.0	0.81%	0.45%	790
Federal Agencies	33.08%	4,193.7	4,190.4	0.87%	0.86%	596
Public Time Deposits	0.32%	40.0	40.0	0.08%	0.08%	92
Negotiable CDs	14.97%	1,895.0	1,896.0	0.20%	0.20%	160
Commercial Paper	0.99%	124.8	124.9	0.00%	0.19%	223
Money Market Funds	5.57%	705.1	705.1	0.03%	0.03%	1
Supranationals	2.15%	275.0	272.1	0.39%	0.48%	978
Totals	100.0%	\$ 12,716.8	\$ 12,668.4	0.69%	0.52%	584

In the remainder of this report, we provide additional information and analytics at the security-level and portfolio-level, as recommended by the California Debt and Investment Advisory Commission.

Respectfully,

**José Cisneros
Treasurer**

cc: Treasury Oversight Committee: Aimee Brown, Kevin Kone, Brenda Kwee McNulty, Eric Sandler, Meghan Wallace
Ben Rosenfield - Contoller, Office of the Contoller
Mark de la Rosa - Acting Audits Director, Office of the Contoller
Mayor's Office of Public Policy and Finance
San Francisco County Transportation Authority
San Francisco Public Library
San Francisco Health Service System

Portfolio Summary

Pooled Fund

As of October 31, 2021

<i>(in \$ million)</i>							
Security Type	Par Value	Book Value	Market Value	Market/Book Price	Current % Allocation	Max. Policy Allocation	Compliant?
U.S. Treasuries	\$ 5,448.9	\$ 5,483.2	\$ 5,440.0	99.21	42.94%	100%	Yes
Federal Agencies	4,191.3	4,193.7	4,190.4	99.92	33.08%	100%	Yes
State & Local Government							
Agency Obligations	-	-	-	-	0.00%	20%	Yes
Public Time Deposits	40.0	40.0	40.0	100.00	0.32%	100%	Yes
Negotiable CDs	1,895.0	1,895.0	1,896.0	100.05	14.97%	30%	Yes
Bankers Acceptances	-	-	-	-	0.00%	40%	Yes
Commercial Paper	125.0	124.8	124.9	-	0.99%	25%	Yes
Medium Term Notes	-	-	-	-	0.00%	30%	Yes
Repurchase Agreements	-	-	-	-	0.00%	10%	Yes
Reverse Repurchase/							
Securities Lending Agreements	-	-	-	-	0.00%	\$75mm	Yes
Money Market Funds - Government	705.1	705.1	705.1	100.00	5.57%	20%	Yes
LAIF	-	-	-	-	0.00%	\$50mm	Yes
Supranationals	269.5	275.0	272.1	98.92	2.15%	30%	Yes
TOTAL	\$ 12,674.8	\$ 12,716.8	\$ 12,668.4	99.62	100.00%	-	Yes

The City and County of San Francisco uses the following methodology to determine compliance: Compliance is pre-trade and calculated on a par value basis of the overall portfolio value. Cash balances are included in the City's compliance calculations.

Please note the information in this report does not include cash balances. Due to fluctuations in the market value of the securities held in the Pooled Fund and changes in the City's cash position, the allocation limits may be exceeded on a post-trade compliance basis. In these instances, no compliance violation has occurred, as the policy limits were not exceeded prior to trade execution. The full Investment Policy can be found at <https://sftreasurer.org/banking-investments/investments>

Totals may not add due to rounding.

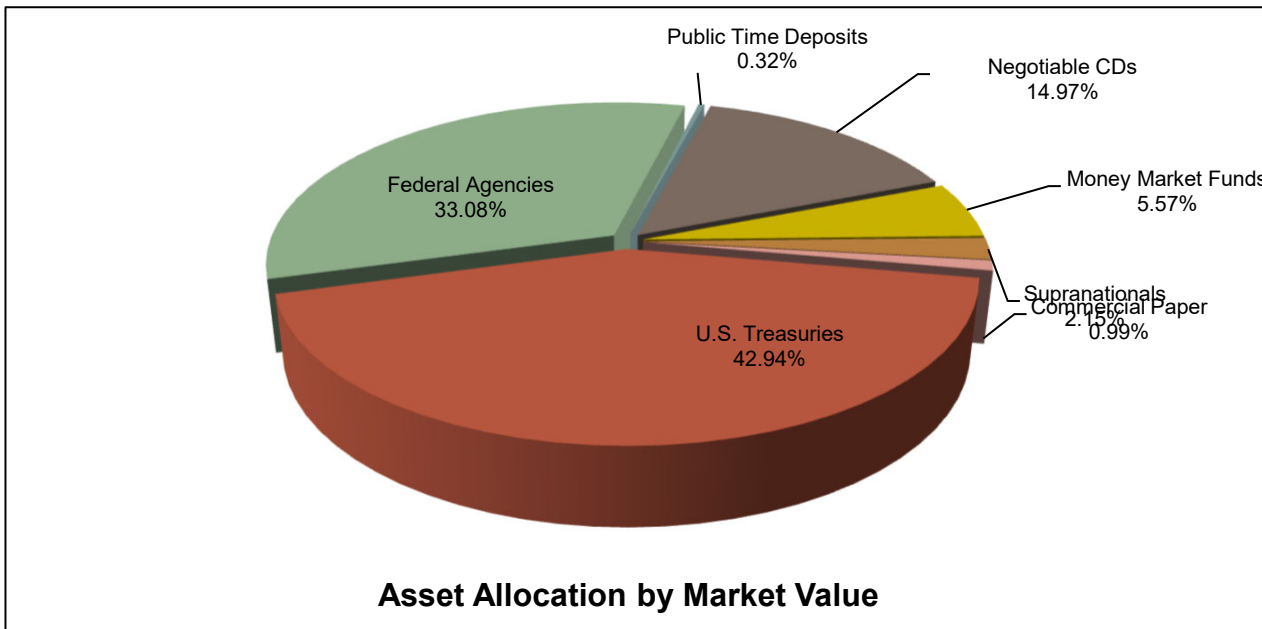
City and County of San Francisco

Pooled Fund Portfolio Statistics

For the month ended October 31, 2021

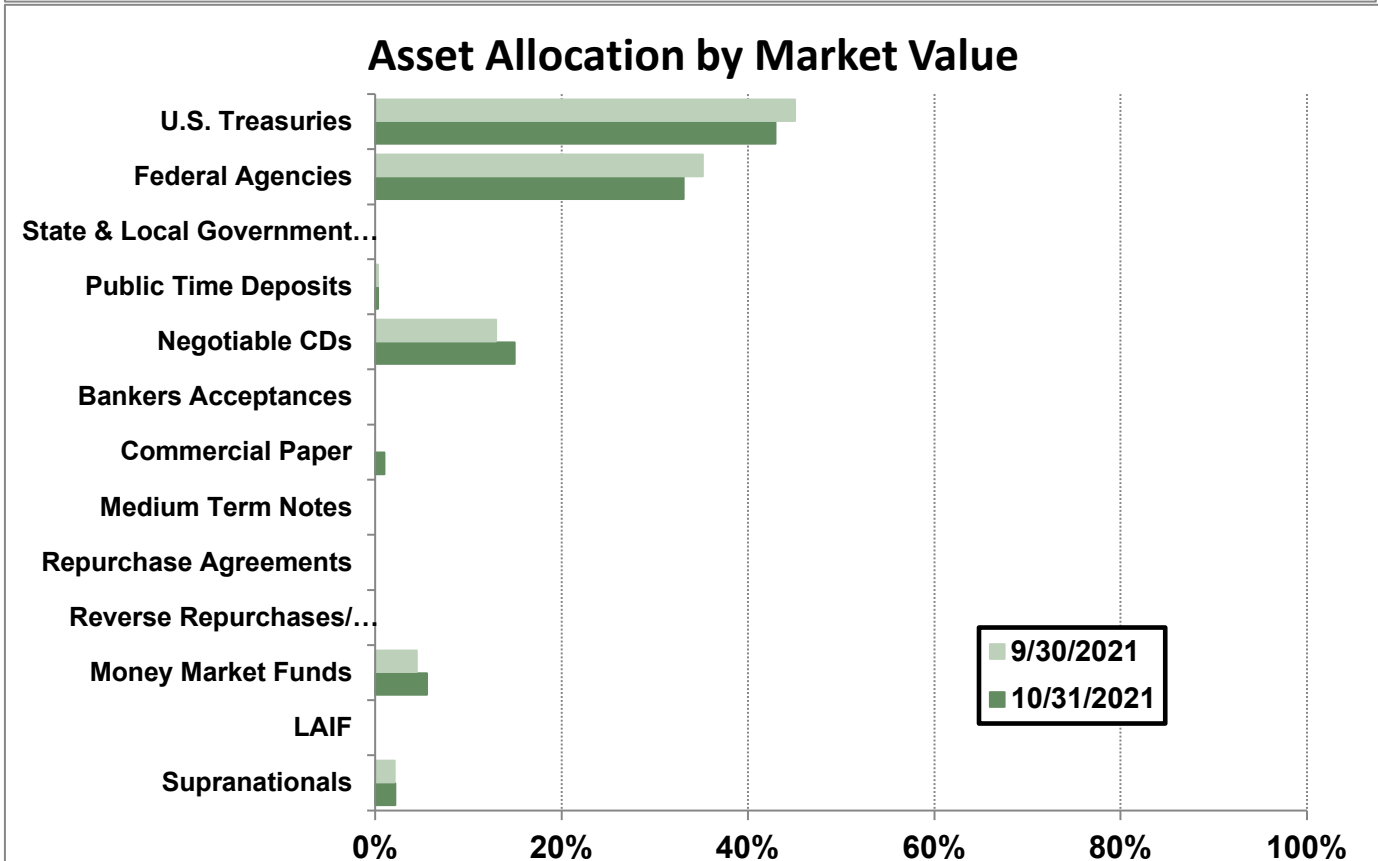
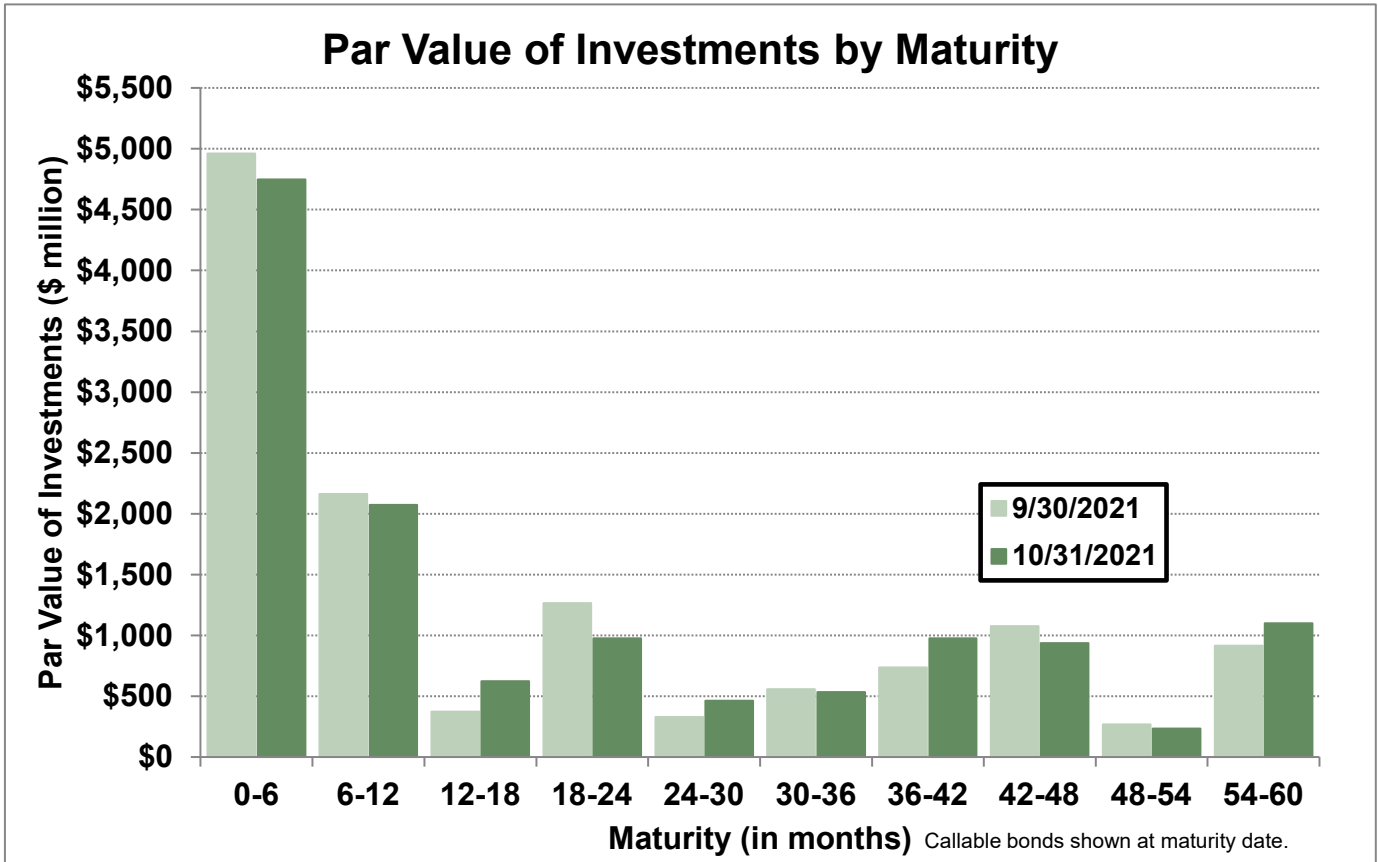
Average Daily Balance	\$12,661,479,512
Net Earnings	\$5,575,371
Earned Income Yield	0.52%
Weighted Average Maturity	584 days

Investment Type	(\$ million)	Par Value	Book Value	Market Value
U.S. Treasuries		\$ 5,448.9	\$ 5,483.2	\$ 5,440.0
Federal Agencies		4,191.3	4,193.7	4,190.4
Public Time Deposits		40.0	40.0	40.0
Negotiable CDs		1,895.0	1,895.0	1,896.0
Commercial Paper		125.0	124.8	124.9
Money Market Funds		705.1	705.1	705.1
Supranationals		269.5	275.0	272.1
Total		\$ 12,674.8	\$ 12,716.8	\$ 12,668.4



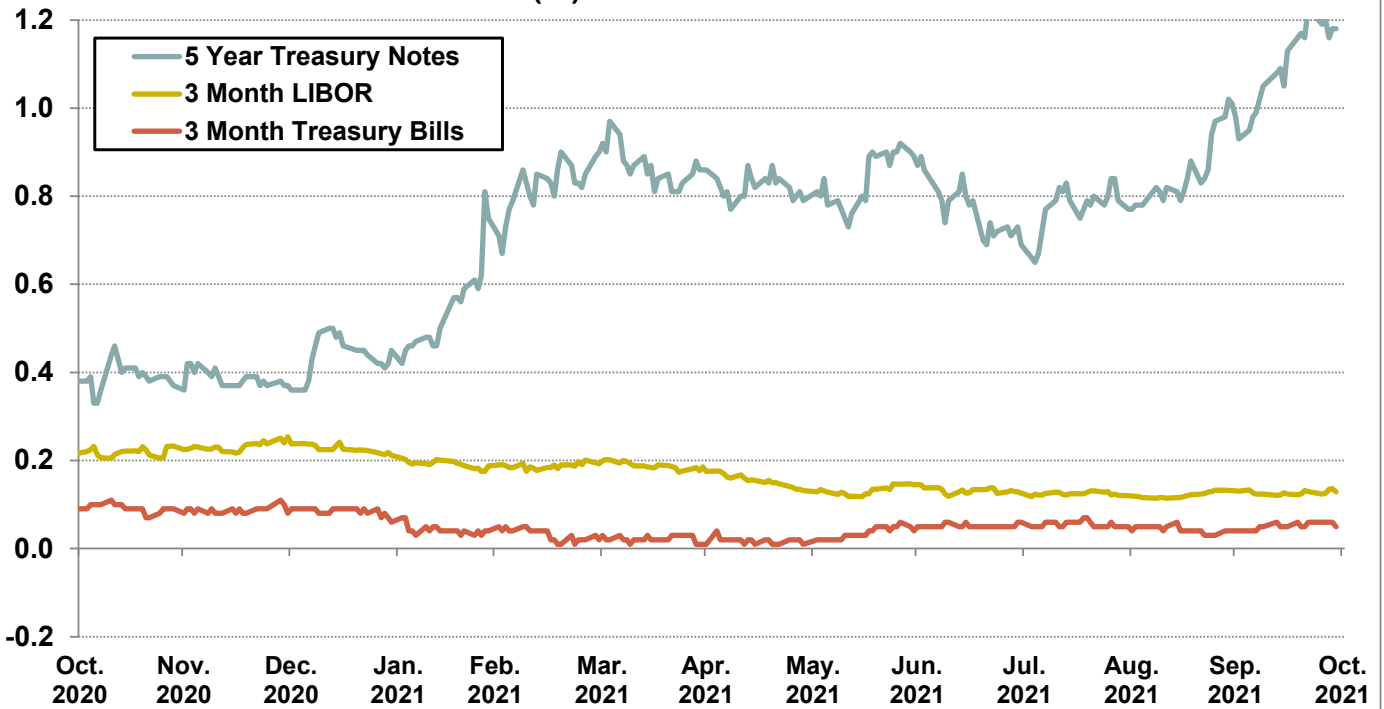
Portfolio Analysis

Pooled Fund

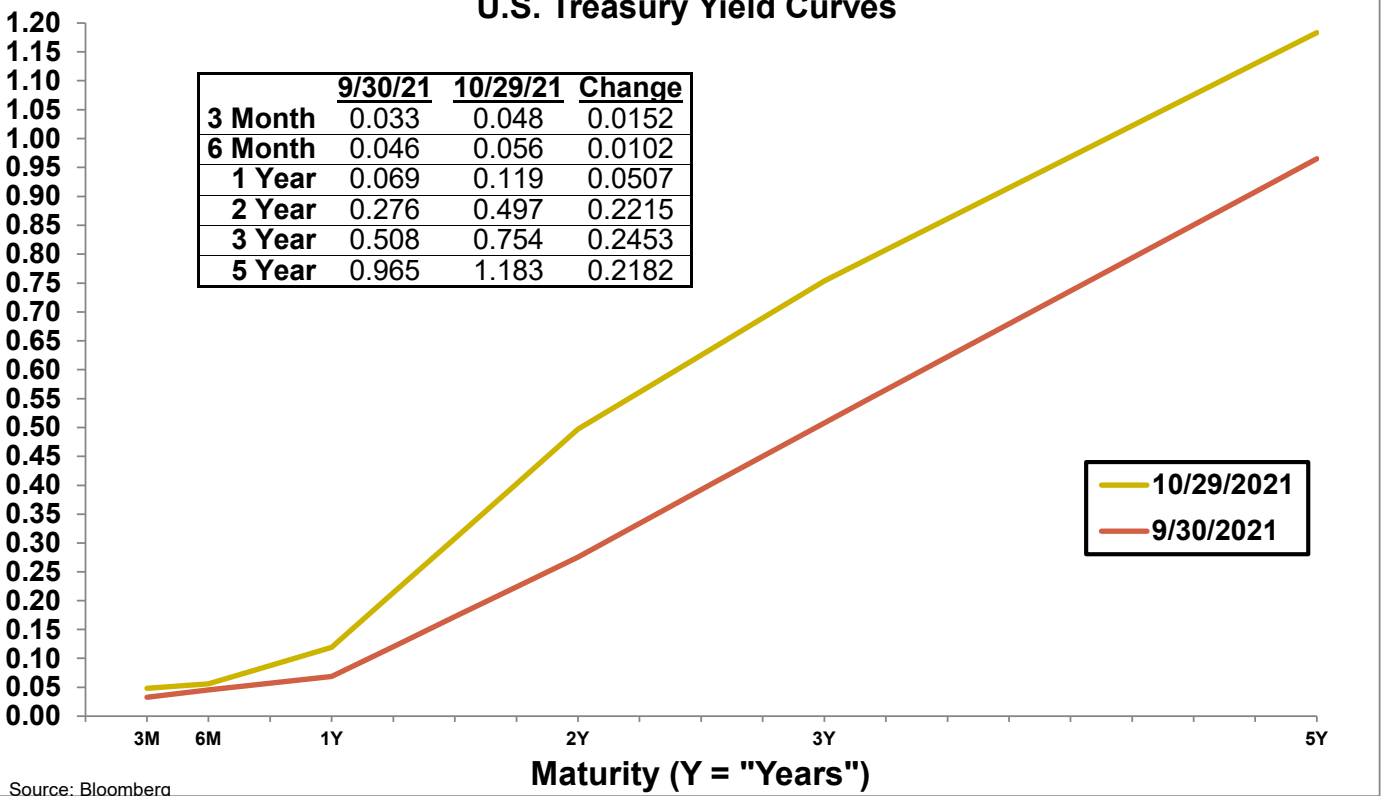


Yield Curves

Yields (%) on Benchmark Indices



U.S. Treasury Yield Curves



Investment Inventory

Pooled Fund

As of October 31, 2021

Type of Investment	CUSIP	Issuer Name	Maturity		Coupon	Par Value	Book Value	Amortized	
			Settle Date	Date				Book Value	Market Value
U.S. Treasuries	9127964W6	TREASURY BILL	11/5/2020	11/4/2021	0.00	\$ 23,860,000	\$ 23,827,431	\$ 23,859,732	\$ 23,860,000
U.S. Treasuries	9127964W6	TREASURY BILL	11/5/2020	11/4/2021	0.00	50,000,000	49,930,486	49,999,427	50,000,000
U.S. Treasuries	9127964W6	TREASURY BILL	5/6/2021	11/4/2021	0.00	100,000,000	99,982,306	99,999,708	100,000,000
U.S. Treasuries	912796H69	TREASURY BILL	5/20/2021	11/18/2021	0.00	100,000,000	99,984,833	99,998,583	99,998,000
U.S. Treasuries	912828U65	US TREASURY	12/14/2020	11/30/2021	1.75	50,000,000	50,794,922	50,065,677	50,066,500
U.S. Treasuries	912828U65	US TREASURY	12/13/2016	11/30/2021	1.75	100,000,000	99,312,500	99,989,003	100,133,000
U.S. Treasuries	9127965G0	TREASURY BILL	12/17/2020	12/2/2021	0.00	50,000,000	49,956,250	49,996,125	49,997,500
U.S. Treasuries	9127965G0	TREASURY BILL	12/3/2020	12/2/2021	0.00	100,000,000	99,888,778	99,990,528	99,995,000
U.S. Treasuries	9128285R7	US TREASURY	12/4/2020	12/15/2021	2.63	50,000,000	51,291,016	50,151,076	50,151,500
U.S. Treasuries	9128285R7	US TREASURY	12/8/2020	12/15/2021	2.63	50,000,000	51,281,250	50,151,546	50,151,500
U.S. Treasuries	9128285R7	US TREASURY	12/9/2020	12/15/2021	2.63	50,000,000	51,277,344	50,151,491	50,151,500
U.S. Treasuries	9128285R7	US TREASURY	12/15/2020	12/15/2021	2.63	50,000,000	51,257,813	50,151,627	50,151,500
U.S. Treasuries	912796A90	TREASURY BILL	1/26/2021	12/30/2021	0.00	50,000,000	49,957,703	49,992,617	49,993,500
U.S. Treasuries	912828U81	US TREASURY	11/22/2019	12/31/2021	2.00	50,000,000	50,402,344	50,403,351	50,155,000
U.S. Treasuries	912796C31	TREASURY BILL	1/28/2021	1/27/2022	0.00	100,000,000	99,909,000	99,978,250	99,986,000
U.S. Treasuries	912828Z60	US TREASURY	1/13/2021	1/31/2022	1.38	50,000,000	50,666,016	50,158,244	50,161,000
U.S. Treasuries	912828Z60	US TREASURY	1/15/2021	1/31/2022	1.38	50,000,000	50,664,063	50,158,608	50,161,000
U.S. Treasuries	912796F38	TREASURY BILL	4/19/2021	3/24/2022	0.00	50,000,000	49,972,692	49,988,481	49,988,500
U.S. Treasuries	912828ZG8	US TREASURY	4/8/2021	3/31/2022	0.38	50,000,000	50,150,391	50,063,189	50,054,500
U.S. Treasuries	912796G45	TREASURY BILL	4/22/2021	4/21/2022	0.00	100,000,000	99,934,278	99,969,125	99,970,000
U.S. Treasuries	912796H44	TREASURY BILL	5/20/2021	5/19/2022	0.00	200,000,000	199,888,777	199,939,194	199,920,000
U.S. Treasuries	912828XD7	US TREASURY	5/13/2021	5/31/2022	1.88	50,000,000	50,941,406	50,518,634	50,515,500
U.S. Treasuries	9128286Y1	US TREASURY	4/8/2021	6/15/2022	1.75	50,000,000	50,990,240	50,516,846	50,511,500
U.S. Treasuries	9128286Y1	US TREASURY	4/28/2021	6/15/2022	1.75	50,000,000	50,937,500	50,513,015	50,511,500
U.S. Treasuries	912828XW5	US TREASURY	8/15/2017	6/30/2022	1.75	25,000,000	24,977,539	24,996,959	25,273,500
U.S. Treasuries	912828ZX1	US TREASURY	3/12/2021	6/30/2022	0.13	50,000,000	50,011,719	50,005,946	50,008,000
U.S. Treasuries	912828ZX1	US TREASURY	3/31/2021	6/30/2022	0.13	50,000,000	50,021,484	50,011,355	50,008,000
U.S. Treasuries	912828ZX1	US TREASURY	4/8/2021	6/30/2022	0.13	50,000,000	50,025,391	50,013,659	50,008,000
U.S. Treasuries	912828ZX1	US TREASURY	4/15/2021	6/30/2022	0.13	50,000,000	50,019,531	50,010,674	50,008,000
U.S. Treasuries	912828ZX1	US TREASURY	4/16/2021	6/30/2022	0.13	50,000,000	50,019,531	50,010,698	50,008,000
U.S. Treasuries	912828ZX1	US TREASURY	4/19/2021	6/30/2022	0.13	50,000,000	50,019,531	50,010,771	50,008,000
U.S. Treasuries	912828YA2	US TREASURY	3/30/2021	8/15/2022	1.50	100,000,000	101,933,594	101,103,263	101,090,000
U.S. Treasuries	91282CAG6	US TREASURY	3/30/2021	8/31/2022	0.13	50,000,000	50,019,531	50,011,403	50,002,000
U.S. Treasuries	912828TY6	US TREASURY	4/8/2021	11/15/2022	1.63	50,000,000	51,201,172	50,776,867	50,758,000
U.S. Treasuries	912828Z86	US TREASURY	8/17/2021	2/15/2023	1.38	50,000,000	50,927,565	50,795,472	50,705,000
U.S. Treasuries	912828ZD5	US TREASURY	3/18/2021	3/15/2023	0.50	50,000,000	50,335,938	50,230,582	50,129,000
U.S. Treasuries	91282CBU4	US TREASURY	5/4/2021	3/31/2023	0.13	50,000,000	49,972,656	49,979,767	49,859,500
U.S. Treasuries	912828ZU7	US TREASURY	3/12/2021	6/15/2023	0.25	50,000,000	50,066,406	50,047,571	49,883,000
U.S. Treasuries	912828ZU7	US TREASURY	4/8/2021	6/15/2023	0.25	50,000,000	50,072,266	50,053,520	49,883,000
U.S. Treasuries	912828ZU7	US TREASURY	6/24/2021	6/15/2023	0.25	50,000,000	50,001,121	49,998,399	49,883,000
U.S. Treasuries	912828S35	US TREASURY	1/9/2020	6/30/2023	1.38	50,000,000	49,605,469	49,811,446	50,812,500
U.S. Treasuries	912828S35	US TREASURY	6/24/2021	6/30/2023	1.38	50,000,000	51,138,672	50,937,548	50,812,500
U.S. Treasuries	91282CCK5	US TREASURY	6/30/2021	6/30/2023	0.13	50,000,000	49,865,234	49,888,126	49,775,500
U.S. Treasuries	912828S92	US TREASURY	4/1/2021	7/31/2023	1.25	50,000,000	51,220,703	50,913,734	50,711,000
U.S. Treasuries	912828S92	US TREASURY	4/1/2021	7/31/2023	1.25	50,000,000	51,218,750	50,912,272	50,711,000
U.S. Treasuries	91282CAK7	US TREASURY	8/10/2021	9/15/2023	0.13	50,000,000	49,886,719	49,898,993	49,678,000
U.S. Treasuries	912828WE6	US TREASURY	12/17/2019	11/15/2023	2.75	50,000,000	51,960,938	51,020,950	52,258,000
U.S. Treasuries	91282CBA8	US TREASURY	3/19/2021	12/15/2023	0.13	50,000,000	49,767,578	49,820,285	49,549,000
U.S. Treasuries	9128285Z9	US TREASURY	10/4/2021	1/31/2024	2.50	50,000,000	52,732,507	52,428,882	52,133,000

Investment Inventory

Pooled Fund

Type of Investment	CUSIP	Issuer Name	Settle Date	Maturity		Coupon	Par Value	Book Value	Amortized	
				Date					Book Value	Market Value
U.S. Treasuries	91282CCC3	US TREASURY	7/2/2021	5/15/2024		0.25	50,000,000	49,735,054	49,751,491	49,476,500
U.S. Treasuries	912828XT2	US TREASURY	7/6/2021	5/31/2024		2.00	50,000,000	52,362,033	52,011,678	51,689,500
U.S. Treasuries	91282CCL3	US TREASURY	8/6/2021	7/15/2024		0.38	50,000,000	50,009,256	49,998,205	49,554,500
U.S. Treasuries	91282CCL3	US TREASURY	8/9/2021	7/15/2024		0.38	50,000,000	49,973,675	49,964,001	49,554,500
U.S. Treasuries	912828Y87	US TREASURY	3/30/2021	7/31/2024		1.75	50,000,000	52,210,938	51,819,172	51,426,000
U.S. Treasuries	91282CCT6	US TREASURY	8/25/2021	8/15/2024		0.38	50,000,000	49,903,533	49,904,797	49,535,000
U.S. Treasuries	912828YM6	US TREASURY	4/15/2021	10/31/2024		1.50	50,000,000	51,746,094	51,476,427	51,086,000
U.S. Treasuries	912828G38	US TREASURY	3/9/2021	11/15/2024		2.25	50,000,000	53,160,156	52,604,138	52,209,000
U.S. Treasuries	912828G38	US TREASURY	3/12/2021	11/15/2024		2.25	50,000,000	53,228,516	52,666,408	52,209,000
U.S. Treasuries	912828YY0	US TREASURY	3/15/2021	12/31/2024		1.75	50,000,000	52,226,563	51,855,736	51,470,500
U.S. Treasuries	912828Z52	US TREASURY	3/30/2021	1/31/2025		1.38	50,000,000	51,515,625	51,282,286	50,867,000
U.S. Treasuries	912828Z52	US TREASURY	4/15/2021	1/31/2025		1.38	50,000,000	51,507,813	51,290,392	50,867,000
U.S. Treasuries	912828ZC7	US TREASURY	3/15/2021	2/28/2025		1.13	50,000,000	51,011,719	50,850,096	50,420,000
U.S. Treasuries	912828ZC7	US TREASURY	3/31/2021	2/28/2025		1.13	50,000,000	50,998,047	50,847,991	50,420,000
U.S. Treasuries	912828ZF0	US TREASURY	4/15/2021	3/31/2025		0.50	50,000,000	49,779,297	49,809,823	49,353,500
U.S. Treasuries	912828ZF0	US TREASURY	4/19/2021	3/31/2025		0.50	50,000,000	49,839,844	49,861,613	49,353,500
U.S. Treasuries	912828ZL7	US TREASURY	5/18/2021	4/30/2025		0.38	50,000,000	49,624,406	49,659,764	49,062,500
U.S. Treasuries	912828XB1	US TREASURY	9/2/2021	5/15/2025		2.13	50,000,000	53,167,204	52,723,054	52,080,000
U.S. Treasuries	912828ZW3	US TREASURY	3/8/2021	6/30/2025		0.25	50,000,000	49,140,625	49,270,486	48,719,000
U.S. Treasuries	912828ZW3	US TREASURY	3/9/2021	6/30/2025		0.25	50,000,000	49,042,969	49,187,071	48,719,000
U.S. Treasuries	912828ZW3	US TREASURY	5/12/2021	6/30/2025		0.25	50,000,000	49,281,250	49,363,597	48,719,000
U.S. Treasuries	912828ZW3	US TREASURY	5/13/2021	6/30/2025		0.25	50,000,000	49,183,594	49,276,650	48,719,000
U.S. Treasuries	912828ZW3	US TREASURY	5/18/2021	6/30/2025		0.25	50,000,000	49,253,906	49,336,750	48,719,000
U.S. Treasuries	912828ZW3	US TREASURY	7/12/2021	6/30/2025		0.25	50,000,000	49,314,623	49,363,838	48,719,000
U.S. Treasuries	912828ZW3	US TREASURY	8/5/2021	6/30/2025		0.25	50,000,000	49,512,228	49,530,877	48,719,000
U.S. Treasuries	912828ZW3	US TREASURY	8/6/2021	6/30/2025		0.25	50,000,000	49,418,818	49,442,525	48,719,000
U.S. Treasuries	91282CAB7	US TREASURY	8/5/2021	7/31/2025		0.25	50,000,000	49,460,683	49,461,683	48,662,000
U.S. Treasuries	91282CAB7	US TREASURY	8/6/2021	7/31/2025		0.25	50,000,000	49,365,319	49,401,353	48,662,000
U.S. Treasuries	91282CAM3	US TREASURY	5/12/2021	9/30/2025		0.25	50,000,000	49,109,375	49,205,554	48,537,000
U.S. Treasuries	91282CAM3	US TREASURY	7/26/2021	9/30/2025		0.25	50,000,000	49,281,250	49,327,378	48,537,000
U.S. Treasuries	91282CAT8	US TREASURY	2/25/2021	10/31/2025		0.25	50,000,000	49,298,828	49,400,988	48,451,000
U.S. Treasuries	91282CAT8	US TREASURY	3/2/2021	10/31/2025		0.25	50,000,000	49,078,125	49,210,131	48,451,000
U.S. Treasuries	91282CAT8	US TREASURY	3/4/2021	10/31/2025		0.25	50,000,000	49,048,828	49,184,071	48,451,000
U.S. Treasuries	91282CBC4	US TREASURY	2/25/2021	12/31/2025		0.38	50,000,000	49,455,078	49,531,737	48,568,500
U.S. Treasuries	91282CBC4	US TREASURY	2/26/2021	12/31/2025		0.38	50,000,000	49,271,484	49,373,617	48,568,500
U.S. Treasuries	91282CBW0	US TREASURY	6/28/2021	4/30/2026		0.75	50,000,000	49,722,232	49,686,203	49,156,500
U.S. Treasuries	91282CBW0	US TREASURY	7/2/2021	4/30/2026		0.75	50,000,000	49,794,667	49,749,120	49,156,500
U.S. Treasuries	912828R36	US TREASURY	7/23/2021	5/15/2026		1.63	50,000,000	52,355,469	52,076,480	51,092,000
U.S. Treasuries	912828R36	US TREASURY	8/27/2021	5/15/2026		1.63	50,000,000	52,120,245	51,818,162	51,092,000
U.S. Treasuries	91282CCJ8	US TREASURY	7/2/2021	6/30/2026		0.88	50,000,000	49,934,018	49,935,213	49,357,500
U.S. Treasuries	91282CCJ8	US TREASURY	7/14/2021	6/30/2026		0.88	50,000,000	50,086,957	50,066,044	49,357,500
U.S. Treasuries	91282CCJ8	US TREASURY	7/22/2021	6/30/2026		0.88	50,000,000	50,371,858	50,326,157	49,357,500
U.S. Treasuries	91282CCJ8	US TREASURY	7/22/2021	6/30/2026		0.88	50,000,000	50,354,280	50,309,572	49,357,500
U.S. Treasuries	91282CCJ8	US TREASURY	8/6/2021	6/30/2026		0.88	50,000,000	50,450,238	50,386,494	49,357,500
U.S. Treasuries	91282CCJ8	US TREASURY	8/10/2021	6/30/2026		0.88	50,000,000	50,288,978	50,229,064	49,357,500
U.S. Treasuries	91282CCJ8	US TREASURY	9/24/2021	6/30/2026		0.88	50,000,000	50,039,742	49,938,865	49,357,500
U.S. Treasuries	91282CCJ8	US TREASURY	10/14/2021	6/30/2026		0.88	50,000,000	49,719,769	49,598,001	49,357,500
U.S. Treasuries	91282CCW9	US TREASURY	9/28/2021	8/31/2026		0.75	50,000,000	49,478,224	49,459,634	49,008,000
U.S. Treasuries	91282CCZ2	US TREASURY	10/8/2021	9/30/2026		0.88	50,000,000	49,699,069	49,693,553	49,277,350
U.S. Treasuries	91282CCZ2	US TREASURY	10/8/2021	9/30/2026		0.88	50,000,000	49,681,490	49,676,207	49,277,350

Investment Inventory

Pooled Fund

Type of Investment	CUSIP	Issuer Name	Maturity			Amortized			
			Settle Date	Date	Coupon	Par Value	Book Value	Book Value	Market Value
U.S. Treasuries	91282CCZ2	US TREASURY	10/19/2021	9/30/2026	0.88	50,000,000	49,341,196	49,323,263	49,277,350
Subtotals					0.81	\$ 5,448,860,000	\$ 5,483,176,064	\$ 5,469,569,627	\$ 5,440,009,550
Federal Agencies	3133EJT74	FEDERAL FARM CREDIT BANK	11/15/2018	11/15/2021	3.05	\$ 50,000,000	\$ 49,950,000	\$ 49,999,361	\$ 50,058,500
Federal Agencies	3130AHJY0	FEDERAL HOME LOAN BANK	11/8/2019	11/19/2021	1.63	17,000,000	16,970,930	16,999,295	17,013,260
Federal Agencies	3130AHJY0	FEDERAL HOME LOAN BANK	11/8/2019	11/19/2021	1.63	25,000,000	24,957,250	24,998,963	25,019,500
Federal Agencies	3130AHJY0	FEDERAL HOME LOAN BANK	11/8/2019	11/19/2021	1.63	25,000,000	24,957,250	24,998,963	25,019,500
Federal Agencies	3130AHJY0	FEDERAL HOME LOAN BANK	11/8/2019	11/19/2021	1.63	45,000,000	44,923,050	44,998,133	45,035,100
Federal Agencies	3130AHJY0	FEDERAL HOME LOAN BANK	11/8/2019	11/19/2021	1.63	50,000,000	49,914,500	49,997,926	50,039,000
Federal Agencies	313313QA9	FED FARM CRD DISCOUNT NT	12/22/2020	12/3/2021	0.00	15,000,000	14,985,583	14,998,667	14,999,400
Federal Agencies	313313QL5	FED FARM CRD DISCOUNT NT	12/30/2020	12/13/2021	0.00	50,000,000	49,946,833	49,993,583	49,997,500
Federal Agencies	3133EJ3B3	FEDERAL FARM CREDIT BANK	3/19/2020	12/17/2021	2.80	19,000,000	19,677,730	19,048,865	19,065,170
Federal Agencies	3133EJ3B3	FEDERAL FARM CREDIT BANK	12/17/2018	12/17/2021	2.80	25,000,000	24,974,250	24,998,919	25,085,750
Federal Agencies	3133EJ3B3	FEDERAL FARM CREDIT BANK	12/17/2018	12/17/2021	2.80	25,000,000	24,974,250	24,998,919	25,085,750
Federal Agencies	3133EJ3B3	FEDERAL FARM CREDIT BANK	12/17/2018	12/17/2021	2.80	25,000,000	24,964,250	24,998,500	25,085,750
Federal Agencies	3130AHSR5	FEDERAL HOME LOAN BANK	12/20/2019	12/20/2021	1.63	22,500,000	22,475,700	22,498,371	22,547,475
Federal Agencies	3133EMLW0	FEDERAL FARM CREDIT BANK	1/20/2021	12/29/2021	0.09	62,500,000	62,490,464	62,498,387	62,496,875
Federal Agencies	313313RK6	FED FARM CRD DISCOUNT NT	3/30/2021	1/5/2022	0.00	50,000,000	49,976,583	49,994,583	49,995,500
Federal Agencies	3133ELTN4	FEDERAL FARM CREDIT BANK	3/18/2020	1/18/2022	0.53	50,000,000	49,886,500	49,886,806	50,045,000
Federal Agencies	3133ELTN4	FEDERAL FARM CREDIT BANK	3/23/2020	1/18/2022	0.53	63,450,000	63,289,472	63,431,199	63,507,105
Federal Agencies	3133ELKN3	FEDERAL FARM CREDIT BANK	1/28/2020	1/28/2022	1.55	100,000,000	99,992,000	99,999,037	100,350,000
Federal Agencies	3130AMEN8	FEDERAL HOME LOAN BANK	5/4/2021	2/1/2022	0.05	100,000,000	99,994,705	99,998,216	99,977,000
Federal Agencies	3130AMEN8	FEDERAL HOME LOAN BANK	5/6/2021	2/1/2022	0.05	100,000,000	99,995,490	99,998,469	99,977,000
Federal Agencies	3133EKAK2	FEDERAL FARM CREDIT BANK	2/19/2019	2/14/2022	2.53	20,700,000	20,682,612	20,698,327	20,842,623
Federal Agencies	3133EKBV7	FEDERAL FARM CREDIT BANK	3/1/2019	3/1/2022	2.55	10,000,000	9,997,186	9,999,692	10,079,700
Federal Agencies	313378WG2	FEDERAL HOME LOAN BANK	4/5/2019	3/11/2022	2.50	17,780,000	17,848,986	17,788,374	17,933,619
Federal Agencies	313378WG2	FEDERAL HOME LOAN BANK	4/5/2019	3/11/2022	2.50	40,000,000	40,158,360	40,019,222	40,345,600
Federal Agencies	3133EKDC7	FEDERAL FARM CREDIT BANK	4/8/2019	3/14/2022	2.47	26,145,000	26,226,050	26,155,065	26,374,553
Federal Agencies	3133EKDC7	FEDERAL FARM CREDIT BANK	4/8/2019	3/14/2022	2.47	45,500,000	45,634,680	45,516,725	45,899,490
Federal Agencies	3133ELUQ5	FEDERAL FARM CREDIT BANK	3/25/2020	3/25/2022	0.70	25,000,000	24,999,000	24,999,803	25,061,500
Federal Agencies	3133ELUQ5	FEDERAL FARM CREDIT BANK	3/25/2020	3/25/2022	0.70	25,000,000	24,993,000	24,998,619	25,061,500
Federal Agencies	3133ELUQ5	FEDERAL FARM CREDIT BANK	3/25/2020	3/25/2022	0.70	25,000,000	24,996,000	24,999,211	25,061,500
Federal Agencies	3133ELUQ5	FEDERAL FARM CREDIT BANK	3/25/2020	3/25/2022	0.70	25,000,000	24,983,250	24,996,696	25,061,500
Federal Agencies	3135G0T45	FANNIE MAE	6/6/2017	4/5/2022	1.88	25,000,000	25,072,250	25,006,349	25,191,750
Federal Agencies	313313VG0	FED FARM CRD DISCOUNT NT	7/9/2021	4/8/2022	0.00	10,000,000	9,995,450	9,997,367	9,996,900
Federal Agencies	3135G0V59	FANNIE MAE	4/12/2019	4/12/2022	2.25	25,000,000	24,918,000	24,987,880	25,241,250
Federal Agencies	3135G0V59	FANNIE MAE	4/12/2019	4/12/2022	2.25	50,000,000	49,836,000	49,975,759	50,482,500
Federal Agencies	3135G0V59	FANNIE MAE	4/12/2019	4/12/2022	2.25	50,000,000	49,836,000	49,975,759	50,482,500
Federal Agencies	3133EKHB5	FEDERAL FARM CREDIT BANK	4/18/2019	4/18/2022	2.35	50,000,000	49,969,500	49,995,325	50,521,500
Federal Agencies	3133EMXN7	FEDERAL FARM CREDIT BANK	4/28/2021	4/27/2022	0.06	19,550,000	19,548,358	19,549,201	19,546,677
Federal Agencies	3130AMEY4	FEDERAL HOME LOAN BANK	5/6/2021	5/6/2022	0.06	10,000,000	9,999,918	9,999,958	9,998,200
Federal Agencies	3130AMEY4	FEDERAL HOME LOAN BANK	5/18/2021	5/6/2022	0.06	10,000,000	10,000,100	9,999,947	9,998,200
Federal Agencies	313385WL6	FED HOME LN DISCOUNT NT	5/6/2021	5/6/2022	0.00	50,000,000	49,972,118	49,985,792	49,979,500
Federal Agencies	3130AMGM8	FEDERAL HOME LOAN BANK	5/11/2021	5/10/2022	0.06	50,000,000	49,998,408	49,999,126	49,991,000
Federal Agencies	3130AMJ37	FEDERAL HOME LOAN BANK	5/17/2021	5/13/2022	0.06	30,000,000	29,999,953	29,999,868	29,994,600
Federal Agencies	3130AMJ37	FEDERAL HOME LOAN BANK	5/13/2021	5/13/2022	0.06	45,000,000	44,998,200	44,999,048	44,991,900
Federal Agencies	3133EKL R5	FEDERAL FARM CREDIT BANK	5/16/2019	5/16/2022	2.25	25,000,000	24,949,250	24,990,924	25,292,000
Federal Agencies	3133EKL R5	FEDERAL FARM CREDIT BANK	5/16/2019	5/16/2022	2.25	35,000,000	34,928,950	34,928,294	35,408,800
Federal Agencies	3133EHLY7	FEDERAL FARM CREDIT BANK	6/6/2017	6/2/2022	1.88	50,000,000	50,059,250	50,006,927	50,524,000
Federal Agencies	3133EHLY7	FEDERAL FARM CREDIT BANK	6/9/2017	6/2/2022	1.88	50,000,000	49,997,500	49,999,707	50,524,000

Investment Inventory

Pooled Fund

Type of Investment	CUSIP	Issuer Name	Settle Date	Maturity		Par Value	Book Value	Amortized	
				Date	Coupon			Book Value	Market Value
Federal Agencies	3133EMF64	FEDERAL FARM CREDIT BANK	7/7/2021	6/9/2022	0.06	58,735,000	58,726,269	58,727,511	58,725,602
Federal Agencies	3133ELDK7	FEDERAL FARM CREDIT BANK	12/16/2019	6/15/2022	1.63	20,000,000	19,998,940	19,999,737	20,192,000
Federal Agencies	3133ELDK7	FEDERAL FARM CREDIT BANK	12/16/2019	6/15/2022	1.63	25,000,000	24,998,676	24,999,672	25,240,000
Federal Agencies	3133ELDK7	FEDERAL FARM CREDIT BANK	12/16/2019	6/15/2022	1.63	25,000,000	24,998,676	24,999,672	25,240,000
Federal Agencies	3133EHZP1	FEDERAL FARM CREDIT BANK	3/18/2020	9/20/2022	1.85	25,000,000	25,718,750	25,253,446	25,377,500
Federal Agencies	3133ELVL5	FEDERAL FARM CREDIT BANK	4/3/2020	10/3/2022	0.70	40,000,000	39,990,000	39,996,320	40,207,200
Federal Agencies	3133EMS45	FEDERAL FARM CREDIT BANK	7/14/2021	12/14/2022	0.11	50,000,000	49,992,900	49,994,408	49,942,500
Federal Agencies	3133EMWK4	FEDERAL FARM CREDIT BANK	5/18/2021	1/19/2023	0.14	60,000,000	59,987,400	59,990,844	59,917,200
Federal Agencies	3133ELJH8	FEDERAL FARM CREDIT BANK	3/25/2020	1/23/2023	1.60	10,140,000	10,384,141	10,245,779	10,306,803
Federal Agencies	3133EMUH3	FEDERAL FARM CREDIT BANK	3/31/2021	3/23/2023	0.13	65,000,000	64,955,150	64,968,506	64,823,200
Federal Agencies	3133EMVP4	FEDERAL FARM CREDIT BANK	4/13/2021	4/13/2023	0.13	20,000,000	19,973,600	19,980,905	19,934,000
Federal Agencies	3133EMVP4	FEDERAL FARM CREDIT BANK	4/13/2021	4/13/2023	0.13	25,000,000	24,967,000	24,976,132	24,917,500
Federal Agencies	3133EMVP4	FEDERAL FARM CREDIT BANK	4/13/2021	4/13/2023	0.13	50,000,000	49,934,000	49,952,263	49,835,000
Federal Agencies	3133EMXM9	FEDERAL FARM CREDIT BANK	5/5/2021	4/27/2023	0.13	44,500,000	44,462,233	44,471,649	44,346,030
Federal Agencies	3133EMYX4	FEDERAL FARM CREDIT BANK	5/10/2021	5/10/2023	0.13	12,500,000	12,484,000	12,487,836	12,453,125
Federal Agencies	3133EMYX4	FEDERAL FARM CREDIT BANK	5/10/2021	5/10/2023	0.13	25,000,000	24,968,000	24,975,671	24,906,250
Federal Agencies	3133EMYX4	FEDERAL FARM CREDIT BANK	5/10/2021	5/10/2023	0.13	75,000,000	74,904,000	74,927,014	74,718,750
Federal Agencies	3130AMRY0	FEDERAL HOME LOAN BANK	6/4/2021	6/2/2023	0.13	15,000,000	14,986,200	14,989,043	14,931,300
Federal Agencies	3133EMF31	FEDERAL FARM CREDIT BANK	6/2/2021	6/2/2023	0.13	100,000,000	99,938,000	99,950,910	99,574,000
Federal Agencies	3133EMH96	FEDERAL FARM CREDIT BANK	6/28/2021	6/14/2023	0.13	50,000,000	49,867,281	49,888,633	49,795,000
Federal Agencies	3133EM3S9	FEDERAL FARM CREDIT BANK	8/26/2021	6/26/2023	0.20	50,000,000	49,979,892	49,981,905	49,829,000
Federal Agencies	3133EMS37	FEDERAL FARM CREDIT BANK	7/14/2021	7/14/2023	0.13	50,000,000	49,927,791	49,938,671	49,754,500
Federal Agencies	3133EMS37	FEDERAL FARM CREDIT BANK	7/14/2021	7/14/2023	0.13	50,000,000	49,907,253	49,921,229	49,754,500
Federal Agencies	3133EM2E1	FEDERAL FARM CREDIT BANK	8/10/2021	8/10/2023	0.16	50,000,000	49,970,000	49,973,411	49,743,500
Federal Agencies	3133EM6N7	FEDERAL FARM CREDIT BANK	9/27/2021	9/27/2023	0.17	50,000,000	49,950,000	49,952,397	49,793,500
Federal Agencies	3133ELNE0	FEDERAL FARM CREDIT BANK	3/18/2020	2/14/2024	1.43	20,495,000	20,950,604	20,761,407	20,864,115
Federal Agencies	3133EMRZ7	FEDERAL FARM CREDIT BANK	2/26/2021	2/26/2024	0.25	5,000,000	4,998,200	4,998,608	4,963,100
Federal Agencies	3133EMRZ7	FEDERAL FARM CREDIT BANK	2/26/2021	2/26/2024	0.25	5,000,000	4,998,200	4,998,608	4,963,100
Federal Agencies	3133EMRZ7	FEDERAL FARM CREDIT BANK	2/26/2021	2/26/2024	0.25	100,000,000	99,964,000	99,972,153	99,262,000
Federal Agencies	3133EMTW2	FEDERAL FARM CREDIT BANK	3/18/2021	3/18/2024	0.30	50,000,000	49,939,500	49,952,086	49,575,000
Federal Agencies	3133EMTW2	FEDERAL FARM CREDIT BANK	3/18/2021	3/18/2024	0.30	50,000,000	49,939,450	49,952,046	49,575,000
Federal Agencies	3133EMWV0	FEDERAL FARM CREDIT BANK	5/4/2021	4/22/2024	0.35	16,545,000	16,549,633	16,548,859	16,408,338
Federal Agencies	3133EMWV0	FEDERAL FARM CREDIT BANK	5/4/2021	4/22/2024	0.35	29,424,000	29,432,239	29,430,863	29,180,958
Federal Agencies	3133EMWV0	FEDERAL FARM CREDIT BANK	5/4/2021	4/22/2024	0.35	39,000,000	39,010,920	39,009,097	38,677,860
Federal Agencies	3133EMV25	FEDERAL FARM CREDIT BANK	8/6/2021	7/23/2024	0.45	50,000,000	50,100,125	50,084,603	49,603,000
Federal Agencies	3133EM5X6	FEDERAL FARM CREDIT BANK	9/23/2021	9/23/2024	0.43	25,000,000	24,974,750	24,975,648	24,768,750
Federal Agencies	3133EM5X6	FEDERAL FARM CREDIT BANK	9/23/2021	9/23/2024	0.43	50,000,000	49,949,500	49,951,297	49,537,500
Federal Agencies	3133EM5X6	FEDERAL FARM CREDIT BANK	9/23/2021	9/23/2024	0.43	50,000,000	49,949,500	49,951,297	49,537,500
Federal Agencies	3133ELCP7	FEDERAL FARM CREDIT BANK	12/3/2019	12/3/2024	1.63	25,000,000	24,960,000	24,975,304	25,628,750
Federal Agencies	3135G0X24	FANNIE MAE	4/21/2021	1/7/2025	1.63	39,060,000	40,632,556	40,407,739	40,033,766
Federal Agencies	3137EAEP0	FREDDIE MAC	2/14/2020	2/12/2025	1.50	5,000,000	4,996,150	4,997,471	5,105,250
Federal Agencies	3137EAEP0	FREDDIE MAC	2/14/2020	2/12/2025	1.50	5,000,000	4,996,150	4,997,471	5,105,250
Federal Agencies	3137EAEP0	FREDDIE MAC	2/14/2020	2/12/2025	1.50	5,000,000	4,996,150	4,997,471	5,105,250
Federal Agencies	3137EAEP0	FREDDIE MAC	2/14/2020	2/12/2025	1.50	15,000,000	14,988,450	14,992,412	15,315,750
Federal Agencies	3137EAEP0	FREDDIE MAC	2/14/2020	2/12/2025	1.50	50,000,000	49,961,500	49,974,706	51,052,500
Federal Agencies	3137EAEP0	FREDDIE MAC	4/21/2021	2/12/2025	1.50	53,532,000	55,450,052	55,182,929	54,658,849
Federal Agencies	3133ELQY3	FEDERAL FARM CREDIT BANK	3/23/2020	3/3/2025	1.21	16,000,000	15,990,720	15,993,741	16,188,480
Federal Agencies	3133ELQY3	FEDERAL FARM CREDIT BANK	3/23/2020	3/3/2025	1.21	24,000,000	23,964,240	23,975,883	24,282,720
Federal Agencies	3133EMWT5	FEDERAL FARM CREDIT BANK	4/21/2021	4/21/2025	0.60	50,000,000	49,973,500	49,977,019	49,524,500
Federal Agencies	3135G03U5	FANNIE MAE	7/12/2021	4/22/2025	0.63	50,000,000	50,108,000	50,099,235	49,484,500

Investment Inventory

Pooled Fund

Type of Investment	CUSIP	Issuer Name	Settle Date	Maturity		Coupon	Par Value	Book Value	Amortized	
				Date					Book Value	Market Value
Federal Agencies	3130AN4A5	FEDERAL HOME LOAN BANK	7/12/2021	6/30/2025	0.70	17,680,000	17,736,694	17,730,409	17,516,637	
Federal Agencies	3135G05X7	FANNIE MAE	3/4/2021	8/25/2025	0.38	25,000,000	24,684,250	24,730,985	24,427,750	
Federal Agencies	3135G05X7	FANNIE MAE	2/25/2021	8/25/2025	0.38	72,500,000	71,862,000	71,958,749	70,840,475	
Federal Agencies	3137EAEX3	FREDDIE MAC	3/4/2021	9/23/2025	0.38	22,600,000	22,295,352	22,339,658	22,048,786	
Federal Agencies	3133EMZ21	FEDERAL FARM CREDIT BANK	8/9/2021	4/6/2026	0.69	15,500,000	15,458,150	15,460,217	15,244,250	
Federal Agencies	3130ANNM8	FEDERAL HOME LOAN BANK	8/19/2021	7/13/2026	1.05	25,000,000	25,000,000	25,000,000	24,870,000	
Federal Agencies	3130ANNM8	FEDERAL HOME LOAN BANK	8/19/2021	7/13/2026	1.05	25,000,000	25,000,000	25,000,000	24,870,000	
Federal Agencies	3130ANNM8	FEDERAL HOME LOAN BANK	8/19/2021	7/13/2026	1.05	25,000,000	25,000,000	25,000,000	24,870,000	
Federal Agencies	3130ANNM8	FEDERAL HOME LOAN BANK	8/19/2021	7/13/2026	1.05	25,000,000	25,000,000	25,000,000	24,870,000	
Federal Agencies	3130ANMP2	FEDERAL HOME LOAN BANK	8/20/2021	7/27/2026	1.07	25,000,000	25,000,000	25,000,000	24,802,250	
Federal Agencies	3130ANMP2	FEDERAL HOME LOAN BANK	8/20/2021	7/27/2026	1.07	25,000,000	25,000,000	25,000,000	24,802,250	
Federal Agencies	3130ANMP2	FEDERAL HOME LOAN BANK	8/20/2021	7/27/2026	1.07	25,000,000	25,000,000	25,000,000	24,802,250	
Federal Agencies	3130ANMP2	FEDERAL HOME LOAN BANK	8/20/2021	7/27/2026	1.07	25,000,000	25,000,000	25,000,000	24,802,250	
Federal Agencies	3130ANTG5	FEDERAL HOME LOAN BANK	9/13/2021	8/10/2026	1.05	25,000,000	25,000,000	25,000,000	24,896,611	
Federal Agencies	3130ANTG5	FEDERAL HOME LOAN BANK	9/13/2021	8/10/2026	1.05	25,000,000	25,000,000	25,000,000	24,896,611	
Federal Agencies	3130ANTG5	FEDERAL HOME LOAN BANK	9/13/2021	8/10/2026	1.05	25,000,000	25,000,000	25,000,000	24,896,611	
Federal Agencies	3130ANTG5	FEDERAL HOME LOAN BANK	9/13/2021	8/10/2026	1.05	25,000,000	25,000,000	25,000,000	24,896,611	
Federal Agencies	3130AP6T7	FEDERAL HOME LOAN BANK	10/1/2021	9/3/2026	1.08	25,000,000	25,000,000	25,000,000	24,766,925	
Federal Agencies	3130AP6T7	FEDERAL HOME LOAN BANK	10/1/2021	9/3/2026	1.08	25,000,000	25,000,000	25,000,000	24,766,925	
Federal Agencies	3130AP6T7	FEDERAL HOME LOAN BANK	10/1/2021	9/3/2026	1.08	25,000,000	25,000,000	25,000,000	24,766,925	
Federal Agencies	3130AP6T7	FEDERAL HOME LOAN BANK	10/1/2021	9/3/2026	1.08	25,000,000	25,000,000	25,000,000	24,766,925	
Subtotals					0.87	\$ 4,191,336,000	\$ 4,193,675,802	\$ 4,192,984,656	\$ 4,190,367,784	
Public Time Deposits	PPE82MHI9	BANK OF SAN FRANCISCO	6/7/2021	12/6/2021	0.07	\$ 10,000,000	\$ 10,000,000	\$ 10,000,000	\$ 10,000,000	
Public Time Deposits	PPE2K8C3	BRIDGE BANK	6/21/2021	12/20/2021	0.08	10,000,000	10,000,000	10,000,000	10,000,000	
Public Time Deposits	PPEB3XSW4	BANK OF SAN FRANCISCO	9/20/2021	3/21/2022	0.09	10,000,000	10,000,000	10,000,000	10,000,000	
Public Time Deposits	PPEE3CH06	BRIDGE BANK	9/20/2021	3/21/2022	0.09	10,000,000	10,000,000	10,000,000	10,000,000	
Subtotals					0.08	\$ 40,000,000	\$ 40,000,000	\$ 40,000,000	\$ 40,000,000	
Negotiable CDs	06367CCF2	BANK OF MONTREAL CHICAGO	3/8/2021	1/3/2022	0.20	\$ 50,000,000	\$ 50,000,000	\$ 50,000,000	\$ 50,013,743	
Negotiable CDs	89114W3L7	TORONTO DOMINION BANK NY	3/8/2021	1/5/2022	0.20	50,000,000	50,000,000	50,000,000	50,014,159	
Negotiable CDs	89114W3B9	TORONTO DOMINION BANK NY	3/4/2021	1/6/2022	0.20	60,000,000	60,000,000	60,000,000	60,017,241	
Negotiable CDs	89114W2B0	TORONTO DOMINION BANK NY	2/18/2021	1/14/2022	0.18	100,000,000	100,000,000	100,000,000	100,027,789	
Negotiable CDs	06367CCQ8	BANK OF MONTREAL CHICAGO	3/11/2021	1/20/2022	0.20	50,000,000	50,000,000	50,000,000	50,017,282	
Negotiable CDs	89114W3W3	TORONTO DOMINION BANK NY	3/11/2021	1/20/2022	0.20	50,000,000	50,000,000	50,000,000	50,017,282	
Negotiable CDs	06367CBA4	BANK OF MONTREAL CHICAGO	2/16/2021	2/14/2022	0.20	75,000,000	75,000,000	75,000,000	75,031,475	
Negotiable CDs	78012UG82	ROYAL BANK OF CANADA NY	2/26/2021	2/16/2022	0.15	50,000,000	50,000,000	50,000,000	50,014,473	
Negotiable CDs	78012UG90	ROYAL BANK OF CANADA NY	2/26/2021	2/22/2022	0.16	60,000,000	60,000,000	60,000,000	60,019,474	
Negotiable CDs	06367CCJ4	BANK OF MONTREAL CHICAGO	3/9/2021	2/28/2022	0.14	50,000,000	50,000,000	50,000,000	50,013,680	
Negotiable CDs	06367CDY0	BANK OF MONTREAL CHICAGO	4/6/2021	2/28/2022	0.20	50,000,000	50,000,000	50,000,000	50,023,706	
Negotiable CDs	78012UH57	ROYAL BANK OF CANADA NY	3/9/2021	2/28/2022	0.15	50,000,000	50,000,000	50,000,000	50,015,628	
Negotiable CDs	06367CBZ9	BANK OF MONTREAL CHICAGO	3/3/2021	3/2/2022	0.15	100,000,000	100,000,000	100,000,000	100,030,866	
Negotiable CDs	89114W3C7	TORONTO DOMINION BANK NY	3/4/2021	3/4/2022	0.21	50,000,000	50,000,000	50,000,000	50,026,230	
Negotiable CDs	78012UJ30	ROYAL BANK OF CANADA NY	3/11/2021	3/11/2022	0.23	50,000,000	50,000,000	50,000,000	50,031,380	
Negotiable CDs	89114W4K8	TORONTO DOMINION BANK NY	3/15/2021	3/15/2022	0.23	50,000,000	50,000,000	50,000,000	50,032,323	
Negotiable CDs	06367CCY1	BANK OF MONTREAL CHICAGO	3/16/2021	3/16/2022	0.17	50,000,000	50,000,000	50,000,000	50,020,696	
Negotiable CDs	78012UH73	ROYAL BANK OF CANADA NY	3/11/2021	3/16/2022	0.22	50,000,000	50,000,000	50,000,000	50,030,644	
Negotiable CDs	78012UK46	ROYAL BANK OF CANADA NY	3/30/2021	3/28/2022	0.23	50,000,000	50,000,000	50,000,000	50,035,391	
Negotiable CDs	89114W5N1	TORONTO DOMINION BANK NY	3/30/2021	3/28/2022	0.22	50,000,000	50,000,000	50,000,000	50,033,309	
Negotiable CDs	78012UK53	ROYAL BANK OF CANADA NY	4/6/2021	4/6/2022	0.23	50,000,000	50,000,000	50,000,000	50,037,515	

Investment Inventory

Pooled Fund

Type of Investment	CUSIP	Issuer Name	Settle Date	Maturity		Coupon	Par Value	Book Value	Amortized	
				Date	Date				Book Value	Market Value
Negotiable CDs	89114W6T7	TORONTO DOMINION BANK NY	4/13/2021	4/11/2022	0.22	50,000,000	50,000,000	50,000,000	50,000,000	50,036,418
Negotiable CDs	89114WHS7	TORONTO DOMINION BANK NY	10/12/2021	4/13/2022	0.16	50,000,000	50,000,000	50,000,000	50,000,000	50,023,048
Negotiable CDs	06367CHR1	BANK OF MONTREAL CHICAGO	7/6/2021	5/9/2022	0.17	100,000,000	100,000,000	100,000,000	100,000,000	100,015,948
Negotiable CDs	89114WBD6	TORONTO DOMINION BANK NY	5/25/2021	5/25/2022	0.21	50,000,000	50,000,000	50,000,000	50,000,000	50,020,169
Negotiable CDs	78012UT96	ROYAL BANK OF CANADA NY	9/16/2021	6/17/2022	0.15	100,000,000	100,000,000	100,000,000	100,000,000	100,006,395
Negotiable CDs	78012UX42	ROYAL BANK OF CANADA NY	10/29/2021	6/30/2022	0.20	50,000,000	50,000,000	50,000,000	50,000,000	50,020,314
Negotiable CDs	89114WJ89	TORONTO DOMINION BANK NY	10/19/2021	7/1/2022	0.21	50,000,000	50,000,000	50,000,000	50,000,000	50,023,794
Negotiable CDs	06367CKG1	BANK OF MONTREAL CHICAGO	8/25/2021	7/18/2022	0.18	50,000,000	50,000,000	50,000,000	50,000,000	50,014,524
Negotiable CDs	06367CKN6	BANK OF MONTREAL CHICAGO	8/30/2021	7/18/2022	0.18	50,000,000	50,000,000	50,000,000	50,000,000	50,014,526
Negotiable CDs	78012UW84	ROYAL BANK OF CANADA NY	10/26/2021	9/26/2022	0.28	50,000,000	50,000,000	50,000,000	50,000,000	50,082,923
Negotiable CDs	78012UW68	ROYAL BANK OF CANADA NY	10/25/2021	10/24/2022	0.30	50,000,000	50,000,000	50,000,000	50,000,000	50,099,899
Negotiable CDs	96130ALC0	WESTPAC BANKING CORP NY	10/27/2021	10/24/2022	0.30	50,000,000	50,000,000	50,000,000	50,000,000	50,099,900
Subtotals						0.20	\$ 1,895,000,000	\$ 1,895,000,000	\$ 1,895,000,000	\$ 1,895,962,140
Commercial Paper	89233HDT8	TOYOTA MOTOR CREDIT CORP	10/28/2021	4/27/2022	0.00	\$ 25,000,000	\$ 24,978,632	\$ 24,979,104	\$ 24,987,570	
Commercial Paper	89233HFE9	TOYOTA MOTOR CREDIT CORP	10/25/2021	6/14/2022	0.00	50,000,000	49,932,333	49,934,375	49,968,472	
Commercial Paper	89233HFW9	TOYOTA MOTOR CREDIT CORP	10/19/2021	6/30/2022	0.00	\$ 50,000,000	\$ 49,932,972	\$ 49,936,403	\$ 49,966,250	
Subtotals						0.00	\$ 125,000,000	\$ 124,843,937	\$ 124,849,882	\$ 124,922,292
Money Market Funds	09248U718	BLACKROCK LIQ INST GOV FUND	10/31/2021	11/1/2021	0.01	\$ 10,546,301	\$ 10,546,301	\$ 10,546,301	\$ 10,546,301	
Money Market Funds	262006208	DREYFUS GOVERN CASH MGMT-I	10/31/2021	11/1/2021	0.03	367,707,840	367,707,840	367,707,840	367,707,840	
Money Market Funds	31607A703	FIDELITY INST GOV FUND	10/31/2021	11/1/2021	0.01	22,346,295	22,346,295	22,346,295	22,346,295	
Money Market Funds	608919718	FEDERATED GOVERNMENT OBL-PF	10/31/2021	11/1/2021	0.03	272,082,724	272,082,724	272,082,724	272,082,724	
Money Market Funds	61747C707	MORGAN STANLEY INST GOVT FUN	10/31/2021	11/1/2021	0.03	32,404,625	32,404,625	32,404,625	32,404,625	
Subtotals						0.03	\$ 705,087,785	\$ 705,087,785	\$ 705,087,785	\$ 705,087,785
Supranationals	459058JV6	INTL BK RECON & DEVELOP	4/20/2021	4/20/2023	0.13	\$ 100,000,000	\$ 99,793,000	\$ 99,848,295	\$ 99,574,000	
Supranationals	45950VQG4	INTL FINANCE CORP	10/22/2021	9/23/2024	0.44	10,000,000	9,922,244	9,919,462	9,858,400	
Supranationals	4581X0CM8	INTER-AMERICAN DEVEL BK	4/26/2021	1/15/2025	2.13	100,000,000	105,676,000	104,887,203	103,937,000	
Supranationals	459058JB0	INTL BK RECON & DEVELOP	7/23/2021	4/22/2025	0.63	40,000,000	40,086,000	40,079,655	39,556,000	
Supranationals	45818WDG8	INTER-AMERICAN DEVEL BK	8/25/2021	2/27/2026	0.82	19,500,000	19,556,907	19,554,558	19,137,885	
Subtotals						1.02	\$ 269,500,000	\$ 275,034,152	\$ 274,289,172	\$ 272,063,285
Grand Totals						0.69	\$ 12,674,783,785	\$ 12,716,817,740	\$ 12,701,781,122	\$ 12,668,412,836

Monthly Investment Earnings

Pooled Fund

For month ended October 31, 2021

Type of Investment	CUSIP	Issuer Name	Par Value	Coupon	YTM ¹	Settle Date	Maturity		Amort. Expense	Realized Gain/(Loss)	Earned Income /Net Earnings
							Date	Earned Interest			
U.S. Treasuries	9127964V8	TREASURY BILL	0	0	0.1156	10/29/20	10/7/21	0	962.5	0	962.5
U.S. Treasuries	9127964V8	TREASURY BILL	0	0	0.1151	10/29/20	10/7/21	0.00	958.33	0.00	958.33
U.S. Treasuries	9127964V8	TREASURY BILL	0	0	0.0931	12/3/20	10/7/21	0	775	0	775
U.S. Treasuries	9128285F3	US TREASURY	0	2.875	0.1302	10/29/20	10/15/21	54986.34	-52584.13	0	2402.21
U.S. Treasuries	912828T67	US TREASURY	50000000	1.25	1.428	11/10/16	10/31/21	50951.09	7033.83	0.00	57984.92
U.S. Treasuries	9127964W6	TREASURY BILL	0	0	0.1201	11/10/20	11/4/21	0.00	500	2152.67	2652.67
U.S. Treasuries	9127964W6	TREASURY BILL	0	0	0.1001	11/19/20	11/4/21	0	416.66	1291.67	1708.33
U.S. Treasuries	9127964W6	TREASURY BILL	23860000	0	0.1352	11/5/20	11/4/21	0	2773.73	0	2773.73
U.S. Treasuries	9127964W6	TREASURY BILL	50000000	0	0.1377	11/5/20	11/4/21	0	5920.15	0	5920.15
U.S. Treasuries	9127964W6	TREASURY BILL	100000000	0	0.035	5/6/21	11/4/21	0	3013.81	0	3013.81
U.S. Treasuries	912796H51	TREASURY BILL	0	0	0.035	5/13/21	11/12/21	0	2916.71	691.73	3608.44
U.S. Treasuries	912796H69	TREASURY BILL	100000000	0	0.03	5/20/21	11/18/21	0	2583.39	0	2583.39
U.S. Treasuries	912828U65	US TREASURY	50000000	1.75	0.0954	12/14/20	11/30/21	74112.02	-70206.77	0.00	3905.25
U.S. Treasuries	912828U65	US TREASURY	100000000	1.75	1.8957	12/13/16	11/30/21	148224.05	11755.37	0	159979.42
U.S. Treasuries	9127965G0	TREASURY BILL	50000000	0	0.0901	12/17/20	12/2/21	0.00	3875	0.00	3875
U.S. Treasuries	9127965G0	TREASURY BILL	100000000	0	0.1101	12/3/20	12/2/21	0.00	9472.21	0.00	9472.21
U.S. Treasuries	9128285R7	US TREASURY	50000000	2.625	0.1161	12/4/20	12/15/21	111168.03	-106440.12	0	4727.91
U.S. Treasuries	9128285R7	US TREASURY	50000000	2.625	0.1085	12/8/20	12/15/21	111168.03	-106770.83	0.00	4397.2
U.S. Treasuries	9128285R7	US TREASURY	50000000	2.625	0.1094	12/9/20	12/15/21	111168.03	-106732.23	0.00	4435.8
U.S. Treasuries	9128285R7	US TREASURY	50000000	2.625	0.1073	12/15/20	12/15/21	111168.03	-106827.91	0.00	4340.12
U.S. Treasuries	912796A90	TREASURY BILL	50000000	0	0.0902	1/26/21	12/30/21	0	3879.31	0	3879.31
U.S. Treasuries	912828U81	US TREASURY	50000000	2	1.6095	11/22/19	12/31/21	84239.13	-16198.26	0.00	68040.87
U.S. Treasuries	912796C31	TREASURY BILL	100000000	0	0.0901	1/28/21	1/27/22	0.00	7750	0.00	7750
U.S. Treasuries	912828Z60	US TREASURY	50000000	1.375	0.104	1/13/21	1/31/22	57914.41	-53907.27	0	4007.14
U.S. Treasuries	912828Z60	US TREASURY	50000000	1.375	0.1012	1/15/21	1/31/22	57914.41	-54031.34	0	3883.07
U.S. Treasuries	912796F38	TREASURY BILL	50000000	0	0.058	4/19/21	3/24/22	0.00	2497.22	0.00	2497.22
U.S. Treasuries	912828ZG8	US TREASURY	50000000	0.375	0.0673	4/8/21	3/31/22	15968.41	-13059.13	0	2909.28
U.S. Treasuries	912796G45	TREASURY BILL	100000000	0	0.065	4/22/21	4/21/22	0	5597.2	0	5597.2
U.S. Treasuries	912796H44	TREASURY BILL	200000000	0	0.055	5/20/21	5/19/22	0	9472.29	0	9472.29
U.S. Treasuries	912828XD7	US TREASURY	50000000	1.875	0.0798	5/13/21	5/31/22	79405.73	-76197.37	0	3208.36
U.S. Treasuries	9128286Y1	US TREASURY	50000000	1.75	0.0801	4/8/21	6/15/22	74112.02	-70894.78	0	3217.24
U.S. Treasuries	9128286Y1	US TREASURY	50000000	1.75	0.0922	4/28/21	6/15/22	74112.02	-70369.25	0.00	3742.77
U.S. Treasuries	912828XW5	US TREASURY	25000000	1.75	1.7692	8/15/17	6/30/22	36854.62	391.17	0	37245.79
U.S. Treasuries	912828ZX1	US TREASURY	50000000	0.125	0.107	3/12/21	6/30/22	5264.94	-764.81	0	4500.13
U.S. Treasuries	912828ZX1	US TREASURY	50000000	0.125	0.0906	3/31/21	6/30/22	5264.94	-1460.56	0.00	3804.38
U.S. Treasuries	912828ZX1	US TREASURY	50000000	0.125	0.0837	4/8/21	6/30/22	5264.94	-1756.94	0.00	3508
U.S. Treasuries	912828ZX1	US TREASURY	50000000	0.125	0.0927	4/15/21	6/30/22	5264.94	-1372.95	0.00	3891.99
U.S. Treasuries	912828ZX1	US TREASURY	50000000	0.125	0.0926	4/16/21	6/30/22	5264.94	-1376.06	0.00	3888.88
U.S. Treasuries	912828ZX1	US TREASURY	50000000	0.125	0.0924	4/19/21	6/30/22	5264.94	-1385.51	0	3879.43
U.S. Treasuries	912828YA2	US TREASURY	100000000	1.5	0.0988	3/30/21	8/15/22	126358.69	-119167.81	0.00	7190.88
U.S. Treasuries	91282CAG6	US TREASURY	50000000	0.125	0.0974	3/30/21	8/31/22	5352.21	-1166.6	0	4185.61
U.S. Treasuries	912828TY6	US TREASURY	50000000	1.625	0.1236	4/8/21	11/15/22	68444.29	-63543.22	0.00	4901.07
U.S. Treasuries	912828Z86	US TREASURY	50000000	1.375	0.1371	8/17/21	2/15/23	57914.41	-52355.89	0	5558.52
U.S. Treasuries	912828ZD5	US TREASURY	50000000	0.5	0.162	3/18/21	3/15/23	21408.84	-14324.7	0.00	7084.14
U.S. Treasuries	91282CBU4	US TREASURY	50000000	0.125	0.1537	5/4/21	3/31/23	5322.81	1217.9	0	6540.71
U.S. Treasuries	912828ZU7	US TREASURY	50000000	0.25	0.1911	3/12/21	6/15/23	10587.43	-2495.27	0.00	8092.16
U.S. Treasuries	912828ZU7	US TREASURY	50000000	0.25	0.1837	4/8/21	6/15/23	10587.43	-2807.32	0.00	7780.11
U.S. Treasuries	912828ZU7	US TREASURY	50000000	0.25	0.252	6/24/21	6/15/23	10587.43	83.98	0	10671.41
U.S. Treasuries	912828S35	US TREASURY	50000000	1.375	1.6093	1/9/20	6/30/23	57914.40	9645.48	0.00	67559.88
U.S. Treasuries	912828S35	US TREASURY	50000000	1.375	0.2422	6/24/21	6/30/23	57914.4	-47960.37	0	9954.03
U.S. Treasuries	91282CCK5	US TREASURY	50000000	0.125	0.2602	6/30/21	6/30/23	5264.94	5722.92	0	10987.86
U.S. Treasuries	912828S92	US TREASURY	50000000	1.25	0.2011	4/1/21	7/31/23	52649.46	-44467.44	0	8182.02
U.S. Treasuries	912828S92	US TREASURY	50000000	1.25	0.2027	4/1/21	7/31/23	52649.46	-44396.3	0	8253.16

Monthly Investment Earnings

Pooled Fund

Type of Investment	CUSIP	Issuer Name	Par Value	Coupon	YTM ¹	Settle Date	Maturity		Earned Interest	Amort.	Realized	Earned Income
							Date	Expense		Gain/(Loss)	/Net Earnings	
U.S. Treasuries	91282CAK7	US TREASURY	50000000	0.125	0.2333	8/10/21	9/15/23	5352.21	4584.49	0.00	9936.7	
U.S. Treasuries	912828WE6	US TREASURY	50000000	2.75	1.7091	12/17/19	11/15/23	115828.81	-42539.58	0.00	73289.23	
U.S. Treasuries	91282CBA8	US TREASURY	50000000	0.125	0.2954	3/19/21	12/15/23	5293.72	7197.88	0.00	12491.6	
U.S. Treasuries	9128285Z9	US TREASURY	50000000	2.5	0.3278	10/4/21	1/31/24	95108.70	-82836.43	0.00	12272.27	
U.S. Treasuries	91282CCC3	US TREASURY	50000000	0.25	0.4475	7/2/21	5/15/24	10529.89	8319.42	0	18849.31	
U.S. Treasuries	912828XT2	US TREASURY	50000000	2	0.4283	7/6/21	5/31/24	84699.45	-66201.72	0	18497.73	
U.S. Treasuries	91282CCL3	US TREASURY	50000000	0.375	0.3763	8/6/21	7/15/24	15794.84	56.37	0.00	15851.21	
U.S. Treasuries	91282CCL3	US TREASURY	50000000	0.375	0.4018	8/9/21	7/15/24	15794.83	1130.67	0	16925.5	
U.S. Treasuries	912828Y87	US TREASURY	50000000	1.75	0.4154	3/30/21	7/31/24	73709.24	-56225.64	0	17483.6	
U.S. Treasuries	91282CCT6	US TREASURY	50000000	0.375	0.4439	8/25/21	8/15/24	15794.84	2899.12	0	18693.96	
U.S. Treasuries	912828YM6	US TREASURY	50000000	1.5	0.5038	4/15/21	10/31/24	63213.12	-41798.38	0.00	21414.74	
U.S. Treasuries	912828G38	US TREASURY	50000000	2.25	0.5162	3/9/21	11/15/24	94769.02	-72728.17	0.00	22040.85	
U.S. Treasuries	912828G38	US TREASURY	50000000	2.25	0.4762	3/12/21	11/15/24	94769.02	-74467.25	0	20301.77	
U.S. Treasuries	912828YY0	US TREASURY	50000000	1.75	0.5625	3/15/21	12/31/24	73709.24	-49764.56	0.00	23944.68	
U.S. Treasuries	912828Z52	US TREASURY	50000000	1.375	0.5756	3/30/21	1/31/25	57914.41	-33488.5	0	24425.91	
U.S. Treasuries	912828Z52	US TREASURY	50000000	1.375	0.5707	4/15/21	1/31/25	57914.41	-33700.21	0.00	24214.2	
U.S. Treasuries	912828ZC7	US TREASURY	50000000	1.125	0.607	3/15/21	2/28/25	48169.89	-21689.68	0	26480.21	
U.S. Treasuries	912828ZC7	US TREASURY	50000000	1.125	0.6083	3/31/21	2/28/25	48169.89	-21635.98	0	26533.91	
U.S. Treasuries	912828ZF0	US TREASURY	50000000	0.5	0.613	4/15/21	3/31/25	21291.21	4731.53	0.00	26022.74	
U.S. Treasuries	912828ZF0	US TREASURY	50000000	0.5	0.5822	4/19/21	3/31/25	21291.21	3443.03	0.00	24734.24	
U.S. Treasuries	912828ZL7	US TREASURY	50000000	0.375	0.5722	5/18/21	4/30/25	15803.28	8265.92	0	24069.2	
U.S. Treasuries	912828XB1	US TREASURY	50000000	2.125	0.5666	9/2/21	5/15/25	89504.08	-65387.04	0.00	24117.04	
U.S. Treasuries	912828ZW3	US TREASURY	50000000	0.25	0.6546	3/8/21	6/30/25	10529.9	16914.68	0	27444.58	
U.S. Treasuries	912828ZW3	US TREASURY	50000000	0.25	0.7014	3/9/21	6/30/25	10529.9	18848.77	0	29378.67	
U.S. Treasuries	912828ZW3	US TREASURY	50000000	0.25	0.6025	5/12/21	6/30/25	10529.9	14755.79	0	25285.69	
U.S. Treasuries	912828ZW3	US TREASURY	50000000	0.25	0.6511	5/13/21	6/30/25	10529.9	16771.77	0	27301.67	
U.S. Treasuries	912828ZW3	US TREASURY	50000000	0.25	0.6175	5/18/21	6/30/25	10529.9	15378.27	0	25908.17	
U.S. Treasuries	912828ZW3	US TREASURY	50000000	0.25	0.6022	7/12/21	6/30/25	10529.89	14750.2	0	25280.09	
U.S. Treasuries	912828ZW3	US TREASURY	50000000	0.25	0.5091	8/5/21	6/30/25	10529.89	10877.19	0	21407.08	
U.S. Treasuries	912828ZW3	US TREASURY	50000000	0.25	0.5583	8/6/21	6/30/25	10529.89	12925.74	0.00	23455.63	
U.S. Treasuries	91282CAB7	US TREASURY	50000000	0.25	0.5246	8/5/21	7/31/25	10529.89	11518.88	0	22048.77	
U.S. Treasuries	91282CAB7	US TREASURY	50000000	0.25	0.5738	8/6/21	7/31/25	10529.89	13565.83	0	24095.72	
U.S. Treasuries	91282CAM3	US TREASURY	50000000	0.25	0.6628	5/12/21	9/30/25	10645.60	17234.31	0.00	27879.91	
U.S. Treasuries	91282CAM3	US TREASURY	50000000	0.25	0.5987	7/26/21	9/30/25	10645.6	14591.52	0	25237.12	
U.S. Treasuries	91282CAT8	US TREASURY	50000000	0.25	0.5542	2/25/21	10/31/25	10535.52	12718.74	0	23254.26	
U.S. Treasuries	91282CAT8	US TREASURY	50000000	0.25	0.6521	3/2/21	10/31/25	10535.52	16771.2	0	27306.72	
U.S. Treasuries	91282CAT8	US TREASURY	50000000	0.25	0.6655	3/4/21	10/31/25	10535.52	17324.51	0.00	27860.03	
U.S. Treasuries	91282CBC4	US TREASURY	50000000	0.375	0.6036	2/25/21	12/31/25	15794.84	9543.83	0.00	25338.67	
U.S. Treasuries	91282CBC4	US TREASURY	50000000	0.375	0.6814	2/26/21	12/31/25	15794.84	12766.53	0.00	28561.37	
U.S. Treasuries	91282CBW0	US TREASURY	50000000	0.75	0.8929	6/28/21	4/30/26	31606.56	5927.91	0.00	37534.47	
U.S. Treasuries	91282CBW0	US TREASURY	50000000	0.75	0.8642	7/2/21	4/30/26	31606.56	4739.34	0	36345.9	
U.S. Treasuries	912828R36	US TREASURY	50000000	1.625	0.6924	7/23/21	5/15/26	68444.29	-38871.3	0	29572.99	
U.S. Treasuries	912828R36	US TREASURY	50000000	1.625	0.8064	8/27/21	5/15/26	68444.29	-34035.64	0.00	34408.65	
U.S. Treasuries	91282CCJ8	US TREASURY	50000000	0.875	0.9031	7/2/21	6/30/26	36854.62	1161.81	0	38016.43	
U.S. Treasuries	91282CCJ8	US TREASURY	50000000	0.875	0.846	7/14/21	6/30/26	36854.62	-1202.92	0	35651.7	
U.S. Treasuries	91282CCJ8	US TREASURY	50000000	0.875	0.7322	7/22/21	6/30/26	36854.62	-5940.58	0	30914.04	
U.S. Treasuries	91282CCJ8	US TREASURY	50000000	0.875	0.7395	7/22/21	6/30/26	36854.62	-5638.51	0	31216.11	
U.S. Treasuries	91282CCJ8	US TREASURY	50000000	0.875	0.706	8/6/21	6/30/26	36854.62	-7039.55	0	29815.07	
U.S. Treasuries	91282CCJ8	US TREASURY	50000000	0.875	0.7746	8/10/21	6/30/26	36854.62	-4172.14	0.00	32682.48	
U.S. Treasuries	91282CCJ8	US TREASURY	50000000	0.875	0.9018	9/24/21	6/30/26	36854.62	1113.5	0.00	37968.12	
U.S. Treasuries	91282CCJ8	US TREASURY	50000000	0.875	1.0521	10/14/21	6/30/26	21399.46	4251.45	0.00	25650.91	
U.S. Treasuries	91282CCW9	US TREASURY	50000000	0.75	0.9797	9/28/21	8/31/26	32113.26	9496.23	0.00	41609.49	

Monthly Investment Earnings

Pooled Fund

Type of Investment	CUSIP	Issuer Name	Par Value	Coupon	YTM ¹	Settle Date	Maturity		Earned Interest	Amort.	Realized	Earned Income
							Date	Expense		Gain/(Loss)	/Net Earnings	
U.S. Treasuries	91282CCZ2	US TREASURY	50000000	0.875	1.0032	10/8/21	9/30/26	28846.15	4099.63	0.00	32945.78	
U.S. Treasuries	91282CCZ2	US TREASURY	50000000	0.875	1.0105	10/8/21	9/30/26	28846.15	4331.68	0.00	33177.83	
U.S. Treasuries	91282CCZ2	US TREASURY	50000000	0.875	1.1593	10/19/21	9/30/26	15625	4903.89	0	20528.89	
Subtotals			\$ 5,498,860,000					\$ 3,727,138	\$ (1,637,259)	\$ 4,136	\$ 2,094,015	
Federal Agencies	313313MK1	FED FARM CRD DISCOUNT NT	\$ -	0.00	0.12	11/18/20	10/1/21	\$ -	\$ -	\$ -	\$ -	
Federal Agencies	3135G0Q89	FANNIE MAE	-	1.38	1.38	10/21/16	10/7/21	5,729	-	-	5,729	
Federal Agencies	3133EJK24	FEDERAL FARM CREDIT BANK	-	3.00	3.03	10/19/18	10/19/21	37,500	314	-	37,814	
Federal Agencies	313313NF1	FED FARM CRD DISCOUNT NT	-	0.00	0.11	11/19/20	10/21/21	-	978	-	978	
Federal Agencies	313313NF1	FED FARM CRD DISCOUNT NT	-	0.00	0.10	12/21/20	10/21/21	-	278	-	278	
Federal Agencies	313313NK0	FED FARM CRD DISCOUNT NT	-	0.00	0.11	11/23/20	10/25/21	-	1,467	-	1,467	
Federal Agencies	313313NK0	FED FARM CRD DISCOUNT NT	-	0.00	0.11	11/30/20	10/25/21	-	3,667	-	3,667	
Federal Agencies	3133EGZJ7	FEDERAL FARM CREDIT BANK	-	1.38	1.38	10/25/16	10/25/21	13,292	-	-	13,292	
Federal Agencies	3133EGZJ7	FEDERAL FARM CREDIT BANK	-	1.38	1.38	10/25/16	10/25/21	13,750	-	-	13,750	
Federal Agencies	3133ELWS9	FEDERAL FARM CREDIT BANK	-	0.40	0.41	4/15/20	10/25/21	13,333	327	-	13,661	
Federal Agencies	3133ELWS9	FEDERAL FARM CREDIT BANK	-	0.40	0.41	4/15/20	10/25/21	13,333	327	-	13,661	
Federal Agencies	313313NM6	FED FARM CRD DISCOUNT NT	-	0.00	0.10	12/3/20	10/27/21	-	2,167	-	2,167	
Federal Agencies	313313NN4	FED FARM CRD DISCOUNT NT	-	0.00	0.10	11/24/20	10/28/21	-	3,750	-	3,750	
Federal Agencies	3133EJTT4	FEDERAL FARM CREDIT BANK	50,000,000	3.05	3.09	11/15/18	11/15/21	127,083	1,414	-	128,498	
Federal Agencies	3130AHJY0	FEDERAL HOME LOAN BANK	17,000,000	1.63	1.71	11/8/19	11/19/21	23,021	1,215	-	24,235	
Federal Agencies	3130AHJY0	FEDERAL HOME LOAN BANK	25,000,000	1.63	1.71	11/8/19	11/19/21	33,854	1,786	-	35,640	
Federal Agencies	3130AHJY0	FEDERAL HOME LOAN BANK	25,000,000	1.63	1.71	11/8/19	11/19/21	33,854	1,786	-	35,640	
Federal Agencies	3130AHJY0	FEDERAL HOME LOAN BANK	45,000,000	1.63	1.71	11/8/19	11/19/21	60,938	3,215	-	64,152	
Federal Agencies	3130AHJY0	FEDERAL HOME LOAN BANK	50,000,000	1.63	1.71	11/8/19	11/19/21	67,708	3,572	-	71,280	
Federal Agencies	313313QA9	FED FARM CRD DISCOUNT NT	15,000,000	0.00	0.10	12/22/20	12/3/21	-	1,292	-	1,292	
Federal Agencies	313313QL5	FED FARM CRD DISCOUNT NT	50,000,000	0.00	0.11	12/30/20	12/13/21	-	4,736	-	4,736	
Federal Agencies	3133EJ3B3	FEDERAL FARM CREDIT BANK	19,000,000	2.80	0.74	3/19/20	12/17/21	44,333	(32,930)	-	11,403	
Federal Agencies	3133EJ3B3	FEDERAL FARM CREDIT BANK	25,000,000	2.80	2.84	12/17/18	12/17/21	58,333	728	-	59,062	
Federal Agencies	3133EJ3B3	FEDERAL FARM CREDIT BANK	25,000,000	2.80	2.84	12/17/18	12/17/21	58,333	728	-	59,062	
Federal Agencies	3133EJ3B3	FEDERAL FARM CREDIT BANK	25,000,000	2.80	2.85	12/17/18	12/17/21	58,333	1,011	-	59,345	
Federal Agencies	3130AHSR5	FEDERAL HOME LOAN BANK	22,500,000	1.63	1.68	12/20/19	12/20/21	30,469	1,031	-	31,499	
Federal Agencies	3133EMLW0	FEDERAL FARM CREDIT BANK	62,500,000	0.09	0.11	1/20/21	12/29/21	4,688	862	-	5,549	
Federal Agencies	313313RK6	FED FARM CRD DISCOUNT NT	50,000,000	0.00	0.06	3/30/21	1/5/22	-	2,583	-	2,583	
Federal Agencies	3133ELTN4	FEDERAL FARM CREDIT BANK	50,000,000	0.53	0.99	3/18/20	1/18/22	22,083	5,244	-	27,327	
Federal Agencies	3133ELTN4	FEDERAL FARM CREDIT BANK	63,450,000	0.53	0.67	3/23/20	1/18/22	28,024	7,472	-	35,496	
Federal Agencies	3133ELKN3	FEDERAL FARM CREDIT BANK	100,000,000	1.55	1.55	1/28/20	1/28/22	129,167	339	-	129,506	
Federal Agencies	3130AMEN8	FEDERAL HOME LOAN BANK	100,000,000	0.05	0.05	5/4/21	2/1/22	3,750	601	-	4,351	
Federal Agencies	3130AMEN8	FEDERAL HOME LOAN BANK	100,000,000	0.05	0.05	5/6/21	2/1/22	3,750	516	-	4,266	
Federal Agencies	3133EKA2	FEDERAL FARM CREDIT BANK	20,700,000	2.53	2.56	2/19/19	2/14/22	43,643	494	-	44,137	
Federal Agencies	3133EKBV7	FEDERAL FARM CREDIT BANK	10,000,000	2.55	2.56	3/1/19	3/1/22	21,250	80	-	21,330	
Federal Agencies	313378WG2	FEDERAL HOME LOAN BANK	17,780,000	2.50	2.36	4/5/19	3/11/22	37,042	(1,997)	-	35,045	
Federal Agencies	313378WG2	FEDERAL HOME LOAN BANK	40,000,000	2.50	2.36	4/5/19	3/11/22	83,333	(4,584)	-	78,750	
Federal Agencies	3133EKDC7	FEDERAL FARM CREDIT BANK	26,145,000	2.47	2.36	4/8/19	3/14/22	53,815	(2,346)	-	51,469	
Federal Agencies	3133EKDC7	FEDERAL FARM CREDIT BANK	45,500,000	2.47	2.36	4/8/19	3/14/22	93,654	(3,898)	-	89,756	
Federal Agencies	3133ELUQ5	FEDERAL FARM CREDIT BANK	25,000,000	0.70	0.70	3/25/20	3/25/22	14,583	42	-	14,625	
Federal Agencies	3133ELUQ5	FEDERAL FARM CREDIT BANK	25,000,000	0.70	0.71	3/25/20	3/25/22	14,583	297	-	14,881	
Federal Agencies	3133ELUQ5	FEDERAL FARM CREDIT BANK	25,000,000	0.70	0.71	3/25/20	3/25/22	14,583	170	-	14,753	
Federal Agencies	3133ELUQ5	FEDERAL FARM CREDIT BANK	25,000,000	0.70	0.73	3/25/20	3/25/22	14,583	711	-	15,295	
Federal Agencies	3135G0T45	FANNIE MAE	25,000,000	1.88	1.81	6/6/17	4/5/22	39,063	(1,270)	-	37,793	
Federal Agencies	313313VG0	FED FARM CRD DISCOUNT NT	10,000,000	0.00	0.06	7/9/21	4/8/22	-	517	-	517	
Federal Agencies	3135G0V59	FANNIE MAE	25,000,000	2.25	2.36	4/12/19	4/12/22	46,875	2,319	-	49,194	
Federal Agencies	3135G0V59	FANNIE MAE	50,000,000	2.25	2.36	4/12/19	4/12/22	93,750	4,639	-	98,389	
Federal Agencies	3135G0V59	FANNIE MAE	50,000,000	2.25	2.36	4/12/19	4/12/22	93,750	4,639	-	98,389	
Federal Agencies	3133EKHB5	FEDERAL FARM CREDIT BANK	50,000,000	2.35	2.37	4/18/19	4/18/22	97,917	863	-	98,779	

Monthly Investment Earnings

Pooled Fund

Type of Investment	CUSIP	Issuer Name	Par Value	Coupon	YTM ¹	Settle Date	Maturity		Amort.	Realized	Earned Income
							Date	Earned Interest			
Federal Agencies	3133EMXN7	FEDERAL FARM CREDIT BANK	19,550,000	0.06	0.07	4/28/21	4/27/22	978	140	-	1,117
Federal Agencies	3130AMEY4	FEDERAL HOME LOAN BANK	10,000,000	0.06	0.06	5/6/21	5/6/22	500	7	-	507
Federal Agencies	3130AMEY4	FEDERAL HOME LOAN BANK	10,000,000	0.06	0.06	5/18/21	5/6/22	500	9	-	509
Federal Agencies	313385WL6	FED HOME LN DISCOUNT NT	50,000,000	0.00	0.06	5/6/21	5/6/22	-	2,368	-	2,368
Federal Agencies	3130AMGM8	FEDERAL HOME LOAN BANK	50,000,000	0.06	0.06	5/11/21	5/10/22	2,500	143	-	2,643
Federal Agencies	3130AMJ37	FEDERAL HOME LOAN BANK	30,000,000	0.06	0.06	5/17/21	5/13/22	1,500	21	-	1,521
Federal Agencies	3130AMJ37	FEDERAL HOME LOAN BANK	45,000,000	0.06	0.06	5/13/21	5/13/22	2,250	153	-	2,403
Federal Agencies	3133EKLR5	FEDERAL FARM CREDIT BANK	25,000,000	2.25	2.32	5/16/19	5/16/22	46,875	1,435	-	48,310
Federal Agencies	3133EKLR5	FEDERAL FARM CREDIT BANK	35,000,000	2.25	2.32	5/16/19	5/16/22	65,625	2,010	-	67,635
Federal Agencies	3133EHLY7	FEDERAL FARM CREDIT BANK	50,000,000	1.88	1.85	6/6/17	6/2/22	78,125	(1,008)	-	77,117
Federal Agencies	3133EHLY7	FEDERAL FARM CREDIT BANK	50,000,000	1.88	1.88	6/9/17	6/2/22	78,125	43	-	78,168
Federal Agencies	3133EMF64	FEDERAL FARM CREDIT BANK	58,735,000	0.06	0.08	7/7/21	6/9/22	2,937	1,055	-	3,992
Federal Agencies	3133ELDK7	FEDERAL FARM CREDIT BANK	20,000,000	1.63	1.63	12/16/19	6/15/22	27,167	36	-	27,203
Federal Agencies	3133ELDK7	FEDERAL FARM CREDIT BANK	25,000,000	1.63	1.63	12/16/19	6/15/22	33,958	45	-	34,003
Federal Agencies	3133ELDK7	FEDERAL FARM CREDIT BANK	25,000,000	1.63	1.63	12/16/19	6/15/22	33,958	45	-	34,003
Federal Agencies	3133EHZP1	FEDERAL FARM CREDIT BANK	25,000,000	1.85	0.69	3/18/20	9/20/22	38,542	(24,325)	-	14,217
Federal Agencies	3133ELVL5	FEDERAL FARM CREDIT BANK	40,000,000	0.70	0.71	4/3/20	10/3/22	23,333	340	-	23,673
Federal Agencies	3133EMS45	FEDERAL FARM CREDIT BANK	50,000,000	0.11	0.12	7/14/21	12/14/22	4,583	425	-	5,008
Federal Agencies	3133EMWK4	FEDERAL FARM CREDIT BANK	60,000,000	0.14	0.15	5/18/21	1/19/23	7,000	639	-	7,639
Federal Agencies	3133ELJH8	FEDERAL FARM CREDIT BANK	10,140,000	1.60	0.74	3/25/20	1/23/23	13,520	(7,320)	-	6,201
Federal Agencies	3133EMUH3	FEDERAL FARM CREDIT BANK	65,000,000	0.13	0.16	3/31/21	3/23/23	6,771	1,926	-	8,697
Federal Agencies	3133EMVP4	FEDERAL FARM CREDIT BANK	20,000,000	0.13	0.19	4/13/21	4/13/23	2,083	1,121	-	3,204
Federal Agencies	3133EMVP4	FEDERAL FARM CREDIT BANK	25,000,000	0.13	0.19	4/13/21	4/13/23	2,604	1,401	-	4,006
Federal Agencies	3133EMVP4	FEDERAL FARM CREDIT BANK	50,000,000	0.13	0.19	4/13/21	4/13/23	5,208	2,803	-	8,011
Federal Agencies	3133EMXM9	FEDERAL FARM CREDIT BANK	44,500,000	0.13	0.17	5/5/21	4/27/23	4,635	1,622	-	6,257
Federal Agencies	3133EMYX4	FEDERAL FARM CREDIT BANK	12,500,000	0.13	0.19	5/10/21	5/10/23	1,302	679	-	1,982
Federal Agencies	3133EMYX4	FEDERAL FARM CREDIT BANK	25,000,000	0.13	0.19	5/10/21	5/10/23	2,604	1,359	-	3,963
Federal Agencies	3133EMYX4	FEDERAL FARM CREDIT BANK	75,000,000	0.13	0.19	5/10/21	5/10/23	7,813	4,077	-	11,899
Federal Agencies	3130AMRY0	FEDERAL HOME LOAN BANK	15,000,000	0.13	0.17	6/4/21	6/2/23	1,563	588	-	2,150
Federal Agencies	3133EMF31	FEDERAL FARM CREDIT BANK	100,000,000	0.13	0.16	6/2/21	6/2/23	10,417	2,633	-	13,050
Federal Agencies	3133EMH96	FEDERAL FARM CREDIT BANK	50,000,000	0.13	0.26	6/28/21	6/14/23	5,208	5,851	-	11,060
Federal Agencies	3133EM3S9	FEDERAL FARM CREDIT BANK	50,000,000	0.20	0.22	8/26/21	6/26/23	8,333	932	-	9,265
Federal Agencies	3133EMS37	FEDERAL FARM CREDIT BANK	50,000,000	0.13	0.20	7/14/21	7/14/23	5,208	3,066	-	8,275
Federal Agencies	3133EMS37	FEDERAL FARM CREDIT BANK	50,000,000	0.13	0.22	7/14/21	7/14/23	5,208	3,939	-	9,147
Federal Agencies	3133EM2E1	FEDERAL FARM CREDIT BANK	50,000,000	0.16	0.19	8/10/21	8/10/23	6,667	1,274	-	7,941
Federal Agencies	3133EM6N7	FEDERAL FARM CREDIT BANK	50,000,000	0.17	0.22	9/27/21	9/27/23	7,083	2,123	-	9,207
Federal Agencies	3133ELNE0	FEDERAL FARM CREDIT BANK	20,495,000	1.43	0.85	3/18/20	2/14/24	24,423	(9,891)	-	14,533
Federal Agencies	3133EMRZ7	FEDERAL FARM CREDIT BANK	5,000,000	0.25	0.26	2/26/21	2/26/24	1,042	51	-	1,093
Federal Agencies	3133EMRZ7	FEDERAL FARM CREDIT BANK	5,000,000	0.25	0.26	2/26/21	2/26/24	1,042	51	-	1,093
Federal Agencies	3133EMRZ7	FEDERAL FARM CREDIT BANK	100,000,000	0.25	0.26	2/26/21	2/26/24	20,833	1,019	-	21,853
Federal Agencies	3133EMTW2	FEDERAL FARM CREDIT BANK	50,000,000	0.30	0.34	3/18/21	3/18/24	12,500	1,711	-	14,211
Federal Agencies	3133EMTW2	FEDERAL FARM CREDIT BANK	50,000,000	0.30	0.34	3/18/21	3/18/24	12,500	1,713	-	14,213
Federal Agencies	3133EMWV0	FEDERAL FARM CREDIT BANK	16,545,000	0.35	0.34	5/4/21	4/22/24	4,826	(132)	-	4,693
Federal Agencies	3133EMWV0	FEDERAL FARM CREDIT BANK	29,424,000	0.35	0.34	5/4/21	4/22/24	8,582	(236)	-	8,346
Federal Agencies	3133EMWV0	FEDERAL FARM CREDIT BANK	39,000,000	0.35	0.34	5/4/21	4/22/24	11,375	(312)	-	11,063
Federal Agencies	3133EMV25	FEDERAL FARM CREDIT BANK	50,000,000	0.45	0.39	8/6/21	7/23/24	18,750	(2,636)	-	16,114
Federal Agencies	3133EM5X6	FEDERAL FARM CREDIT BANK	25,000,000	0.43	0.46	9/23/21	9/23/24	8,958	714	-	9,673
Federal Agencies	3133EM5X6	FEDERAL FARM CREDIT BANK	50,000,000	0.43	0.46	9/23/21	9/23/24	17,917	1,428	-	19,345
Federal Agencies	3133EM5X6	FEDERAL FARM CREDIT BANK	50,000,000	0.43	0.46	9/23/21	9/23/24	17,917	1,428	-	19,345
Federal Agencies	3133ELCP7	FEDERAL FARM CREDIT BANK	25,000,000	1.63	1.66	12/3/19	12/3/24	33,854	679	-	34,533
Federal Agencies	3135G0X24	FANNIE MAE	39,060,000	1.63	0.53	4/21/21	1/7/25	52,894	(35,924)	-	16,969
Federal Agencies	3137EAEP0	FREDDIE MAC	5,000,000	1.50	1.52	2/14/20	2/12/25	6,250	65	-	6,315
Federal Agencies	3137EAEP0	FREDDIE MAC	5,000,000	1.50	1.52	2/14/20	2/12/25	6,250	65	-	6,315
Federal Agencies	3137EAEP0	FREDDIE MAC	5,000,000	1.50	1.52	2/14/20	2/12/25	6,250	65	-	6,315

Monthly Investment Earnings

Pooled Fund

Type of Investment	CUSIP	Issuer Name	Par Value	Coupon	YTM ¹	Settle Date	Maturity		Earned Interest	Amort.	Realized	Earned Income
							Date	Expense		Gain/(Loss)	/Net Earnings	
Federal Agencies	3137EAEP0	FREDDIE MAC	15,000,000	1.50	1.52	2/14/20	2/12/25	18,750	196	-	18,946	
Federal Agencies	3137EAEP0	FREDDIE MAC	50,000,000	1.50	1.52	2/14/20	2/12/25	62,500	654	-	63,154	
Federal Agencies	3137EAEP0	FREDDIE MAC	53,532,000	1.50	0.55	4/21/21	2/12/25	66,915	(42,685)	-	24,230	
Federal Agencies	3133ELQY3	FEDERAL FARM CREDIT BANK	16,000,000	1.21	1.22	3/23/20	3/3/25	16,133	159	-	16,293	
Federal Agencies	3133ELQY3	FEDERAL FARM CREDIT BANK	24,000,000	1.21	1.24	3/23/20	3/3/25	24,200	614	-	24,814	
Federal Agencies	3133EMWT5	FEDERAL FARM CREDIT BANK	50,000,000	0.60	0.61	4/21/21	4/21/25	25,000	562	-	25,562	
Federal Agencies	3135G03U5	FANNIE MAE	50,000,000	0.63	0.57	7/12/21	4/22/25	26,042	(2,426)	-	23,616	
Federal Agencies	3130AN4A5	FEDERAL HOME LOAN BANK	17,680,000	0.70	0.62	7/12/21	6/30/25	10,313	(1,169)	-	9,145	
Federal Agencies	3135G05X7	FANNIE MAE	25,000,000	0.38	0.66	3/4/21	8/25/25	7,813	5,987	-	13,799	
Federal Agencies	3135G05X7	FANNIE MAE	72,500,000	0.38	0.57	2/25/21	8/25/25	22,656	12,045	-	34,701	
Federal Agencies	3137EAEX3	FREDDIE MAC	22,600,000	0.38	0.68	3/4/21	9/23/25	7,063	5,676	-	12,738	
Federal Agencies	3133EMZ21	FEDERAL FARM CREDIT BANK	15,500,000	0.69	0.75	8/9/21	4/6/26	8,913	763	-	9,675	
Federal Agencies	3130ANNM8	FEDERAL HOME LOAN BANK	25,000,000	1.05	1.05	8/19/21	7/13/26	21,875	-	-	21,875	
Federal Agencies	3130ANNM8	FEDERAL HOME LOAN BANK	25,000,000	1.05	1.05	8/19/21	7/13/26	21,875	-	-	21,875	
Federal Agencies	3130ANNM8	FEDERAL HOME LOAN BANK	25,000,000	1.05	1.05	8/19/21	7/13/26	21,875	-	-	21,875	
Federal Agencies	3130ANNM8	FEDERAL HOME LOAN BANK	25,000,000	1.05	1.05	8/19/21	7/13/26	21,875	-	-	21,875	
Federal Agencies	3130ANMP2	FEDERAL HOME LOAN BANK	25,000,000	1.07	1.07	8/20/21	7/27/26	22,292	-	-	22,292	
Federal Agencies	3130ANMP2	FEDERAL HOME LOAN BANK	25,000,000	1.07	1.07	8/20/21	7/27/26	22,292	-	-	22,292	
Federal Agencies	3130ANMP2	FEDERAL HOME LOAN BANK	25,000,000	1.07	1.07	8/20/21	7/27/26	22,292	-	-	22,292	
Federal Agencies	3130ANTG5	FEDERAL HOME LOAN BANK	25,000,000	1.05	1.05	9/13/21	8/10/26	21,875	-	-	21,875	
Federal Agencies	3130ANTG5	FEDERAL HOME LOAN BANK	25,000,000	1.05	1.05	9/13/21	8/10/26	21,875	-	-	21,875	
Federal Agencies	3130ANTG5	FEDERAL HOME LOAN BANK	25,000,000	1.05	1.05	9/13/21	8/10/26	21,875	-	-	21,875	
Federal Agencies	3130ANTG5	FEDERAL HOME LOAN BANK	25,000,000	1.05	1.05	9/13/21	8/10/26	21,875	-	-	21,875	
Federal Agencies	3130AP6T7	FEDERAL HOME LOAN BANK	25,000,000	1.08	1.08	10/1/21	9/3/26	22,396	-	-	22,396	
Federal Agencies	3130AP6T7	FEDERAL HOME LOAN BANK	25,000,000	1.08	1.08	10/1/21	9/3/26	22,396	-	-	22,396	
Federal Agencies	3130AP6T7	FEDERAL HOME LOAN BANK	25,000,000	1.08	1.08	10/1/21	9/3/26	22,396	-	-	22,396	
Federal Agencies	3130AP6T7	FEDERAL HOME LOAN BANK	25,000,000	1.08	1.08	10/1/21	9/3/26	22,396	-	-	22,396	
Subtotals			\$ 4,191,336,000					\$ 3,107,977	\$ (26,958)	\$ -	\$ 3,081,019	
Public Time Deposits	PPE82MHI9	BANK OF SAN FRANCISCO	\$ 10,000,000	0.07	0.07	6/7/21	12/6/21	\$ 603	\$ -	\$ -	\$ 603	
Public Time Deposits	PPEE2K8C3	BRIDGE BANK	10,000,000	0.08	0.08	6/21/21	12/20/21	679	-	-	679	
Public Time Deposits	PPEB3XSW4	BANK OF SAN FRANCISCO	10,000,000	0.09	0.09	9/20/21	3/21/22	775	-	-	775	
Public Time Deposits	PPEE3CH06	BRIDGE BANK	10,000,000	0.09	0.09	9/20/21	3/21/22	764	-	-	764	
Subtotals			\$ 40,000,000					\$ 2,822	\$ -	\$ -	\$ 2,822	
Negotiable CDs	78012UG58	ROYAL BANK OF CANADA NY	\$ -	0.12	0.12	2/23/21	10/25/21	\$ 3,867	\$ -	\$ -	\$ 3,867	
Negotiable CDs	06367CCF2	BANK OF MONTREAL CHICAGO	50,000,000	0.20	0.20	3/8/21	1/3/22	8,611	-	-	8,611	
Negotiable CDs	89114W3L7	TORONTO DOMINION BANK NY	50,000,000	0.20	0.20	3/8/21	1/5/22	8,611	-	-	8,611	
Negotiable CDs	89114W3B9	TORONTO DOMINION BANK NY	60,000,000	0.20	0.20	3/4/21	1/6/22	10,333	-	-	10,333	
Negotiable CDs	89114W2B0	TORONTO DOMINION BANK NY	100,000,000	0.18	0.18	2/18/21	1/14/22	15,500	-	-	15,500	
Negotiable CDs	06367CCQ8	BANK OF MONTREAL CHICAGO	50,000,000	0.20	0.20	3/11/21	1/20/22	8,611	-	-	8,611	
Negotiable CDs	89114W3W3	TORONTO DOMINION BANK NY	50,000,000	0.20	0.20	3/11/21	1/20/22	8,611	-	-	8,611	
Negotiable CDs	06367CBA4	BANK OF MONTREAL CHICAGO	75,000,000	0.20	0.20	2/16/21	2/14/22	12,917	-	-	12,917	
Negotiable CDs	78012UG82	ROYAL BANK OF CANADA NY	50,000,000	0.15	0.15	2/26/21	2/16/22	6,663	-	-	6,663	
Negotiable CDs	78012UG90	ROYAL BANK OF CANADA NY	60,000,000	0.16	0.16	2/26/21	2/22/22	8,305	-	-	8,305	
Negotiable CDs	06367CCJ4	BANK OF MONTREAL CHICAGO	50,000,000	0.14	0.14	3/9/21	2/28/22	6,060	-	-	6,060	
Negotiable CDs	06367CDY0	BANK OF MONTREAL CHICAGO	50,000,000	0.20	0.20	4/6/21	2/28/22	8,611	-	-	8,611	
Negotiable CDs	78012UH57	ROYAL BANK OF CANADA NY	50,000,000	0.15	0.15	3/9/21	2/28/22	6,555	-	-	6,555	
Negotiable CDs	06367CBZ9	BANK OF MONTREAL CHICAGO	100,000,000	0.15	0.15	3/3/21	3/2/22	12,885	-	-	12,885	
Negotiable CDs	89114W3C7	TORONTO DOMINION BANK NY	50,000,000	0.21	0.21	3/4/21	3/4/22	9,042	-	-	9,042	
Negotiable CDs	78012UJ30	ROYAL BANK OF CANADA NY	50,000,000	0.23	0.23	3/11/21	3/11/22	9,903	-	-	9,903	
Negotiable CDs	89114W4K8	TORONTO DOMINION BANK NY	50,000,000	0.23	0.23	3/15/21	3/15/22	9,903	-	-	9,903	
Negotiable CDs	06367CCY1	BANK OF MONTREAL CHICAGO	50,000,000	0.17	0.17	3/16/21	3/16/22	7,233	-	-	7,233	

Monthly Investment Earnings

Pooled Fund

Type of Investment	CUSIP	Issuer Name	Par Value	Coupon	YTM ¹	Settle Date	Maturity	Earned Interest	Amort.	Realized	Earned Income
							Date		Expense	Gain/(Loss)	/Net Earnings
Negotiable CDs	78012UH73	ROYAL BANK OF CANADA NY	50,000,000	0.22	0.22	3/11/21	3/16/22	9,472	-	-	9,472
Negotiable CDs	78012UK46	ROYAL BANK OF CANADA NY	50,000,000	0.23	0.23	3/30/21	3/28/22	9,903	-	-	9,903
Negotiable CDs	89114W5N1	TORONTO DOMINION BANK NY	50,000,000	0.22	0.22	3/30/21	3/28/22	9,472	-	-	9,472
Negotiable CDs	78012UK53	ROYAL BANK OF CANADA NY	50,000,000	0.23	0.23	4/6/21	4/6/22	9,903	-	-	9,903
Negotiable CDs	89114W6T7	TORONTO DOMINION BANK NY	50,000,000	0.22	0.22	4/13/21	4/11/22	9,472	-	-	9,472
Negotiable CDs	89114WHS7	TORONTO DOMINION BANK NY	50,000,000	0.16	0.16	10/12/21	4/13/22	4,444	-	-	4,444
Negotiable CDs	06367CHR1	BANK OF MONTREAL CHICAGO	100,000,000	0.17	0.17	7/6/21	5/9/22	14,639	-	-	14,639
Negotiable CDs	89114WBD6	TORONTO DOMINION BANK NY	50,000,000	0.21	0.21	5/25/21	5/25/22	9,042	-	-	9,042
Negotiable CDs	78012UT96	ROYAL BANK OF CANADA NY	100,000,000	0.15	0.15	9/16/21	6/17/22	12,917	-	-	12,917
Negotiable CDs	78012UX42	ROYAL BANK OF CANADA NY	50,000,000	0.20	0.20	10/29/21	6/30/22	833	-	-	833
Negotiable CDs	89114WJ89	TORONTO DOMINION BANK NY	50,000,000	0.21	0.21	10/19/21	7/1/22	3,792	-	-	3,792
Negotiable CDs	06367CKG1	BANK OF MONTREAL CHICAGO	50,000,000	0.18	0.18	8/25/21	7/18/22	7,750	-	-	7,750
Negotiable CDs	06367CKN6	BANK OF MONTREAL CHICAGO	50,000,000	0.18	0.18	8/30/21	7/18/22	7,750	-	-	7,750
Negotiable CDs	78012UW84	ROYAL BANK OF CANADA NY	50,000,000	0.28	0.28	10/26/21	9/26/22	2,333	-	-	2,333
Negotiable CDs	78012UW68	ROYAL BANK OF CANADA NY	50,000,000	0.30	0.30	10/25/21	10/24/22	2,917	-	-	2,917
Negotiable CDs	96130ALC0	WESTPAC BANKING CORP NY	50,000,000	0.30	0.30	10/27/21	10/24/22	2,083	-	-	2,083
Subtotals			\$ 1,895,000,000					\$ 278,943	\$ -	\$ -	\$ 278,943
Commercial Paper	89233HDT8	TOYOTA MOTOR CREDIT CORP	\$ 25,000,000	0.00	0.17	10/28/21	4/27/22	\$ -	\$ 472	\$ -	\$ 472
Commercial Paper	89233HFE9	TOYOTA MOTOR CREDIT CORP	50,000,000	0.00	0.21	10/25/21	6/14/22	-	2,042	-	2,042
Commercial Paper	89233HFW9	TOYOTA MOTOR CREDIT CORP	50,000,000	0.00	0.19	10/19/21	6/30/22	-	3,431	-	3,431
Subtotals			\$ 125,000,000					\$ -	\$ 5,944	\$ -	\$ 5,944
Money Market Funds	09248U718	BLACKROCK LIQ INST GOV FUND	\$ 10,546,301	0.01	0.01	10/31/21	11/1/21	\$ 46	\$ -	\$ -	\$ 46
Money Market Funds	262006208	DREYFUS GOVERN CASH MGMT-I	367,707,840	0.03	0.03	10/31/21	11/1/21	6,305	-	-	6,305
Money Market Funds	31607A703	FIDELITY INST GOV FUND	22,346,295	0.01	0.01	10/31/21	11/1/21	190	-	-	190
Money Market Funds	608919718	FEDERATED GOVERNMENT OBL-PRM	272,082,724	0.03	0.03	10/31/21	11/1/21	4,569	-	-	4,569
Money Market Funds	61747C707	MORGAN STANLEY INST GOVT FUND	32,404,625	0.03	0.03	10/31/21	11/1/21	865	-	-	865
Subtotals			\$ 705,087,785					\$ 11,975	\$ -	\$ -	\$ 11,975
Supranationals	459058JV6	INTL BK RECON & DEVELOP	\$ 100,000,000	0.13	0.26	4/20/21	4/20/23	\$ 10,947	\$ 8,790	\$ -	\$ 19,738
Supranationals	45950VQG4	INTL FINANCE CORP	10,000,000	0.44	0.72	10/22/21	9/23/24	1,100	762	-	1,862
Supranationals	4581X0CM8	INTER-AMERICAN DEVEL BK	100,000,000	2.13	0.58	4/26/21	1/15/25	177,083	(129,379)	-	47,704
Supranationals	459058JB0	INTL BK RECON & DEVELOP	40,000,000	0.63	0.56	7/23/21	4/22/25	21,043	(1,947)	-	19,096
Supranationals	45818WDG8	INTER-AMERICAN DEVEL BK	19,500,000	0.82	0.75	8/25/21	2/27/26	13,325	(1,071)	-	12,254
Subtotals			\$ 269,500,000					\$ 223,499	\$ (122,846)	\$ -	\$ 100,653
Grand Totals			\$ 12,724,783,785					\$ 7,352,353	\$ (1,781,119)	\$ 4,136	\$ 5,575,371

¹ Yield to maturity is calculated at purchase

Investment Transactions

Pooled Fund

For month ended October 31, 2021

Transaction	Settle Date	Maturity	Type of Investment	Issuer Name	CUSIP	Par Value	Coupon	YTM	Price	Interest	Transaction
Purchase	10/1/21	9/3/26	Federal Agencies	FEDERAL HOME LOAN BANK	3130AP6T7	\$ 25,000,000	1.08	1.08	\$ 100.00	\$ -	\$ 25,000,000
Purchase	10/1/21	9/3/26	Federal Agencies	FEDERAL HOME LOAN BANK	3130AP6T7	25,000,000	1.08	1.08	100.00	-	25,000,000
Purchase	10/1/21	9/3/26	Federal Agencies	FEDERAL HOME LOAN BANK	3130AP6T7	25,000,000	1.08	1.08	100.00	-	25,000,000
Purchase	10/1/21	9/3/26	Federal Agencies	FEDERAL HOME LOAN BANK	3130AP6T7	25,000,000	1.08	1.08	100.00	-	25,000,000
Purchase	10/4/21	11/1/21	Money Market Funds	DREYFUS GOVERN CASH MGMT	262006208	54,000,000	0.03	0.03	100.00	-	54,000,000
Purchase	10/4/21	1/31/24	U.S. Treasuries	US TREASURY	9128285Z9	50,000,000	2.50	0.33	105.02	220,788	52,732,507
Purchase	10/5/21	11/1/21	Money Market Funds	DREYFUS GOVERN CASH MGMT	262006208	19,000,000	0.03	0.03	100.00	-	19,000,000
Purchase	10/7/21	11/1/21	Money Market Funds	DREYFUS GOVERN CASH MGMT	262006208	58,000,000	0.03	0.03	100.00	-	58,000,000
Purchase	10/7/21	11/1/21	Money Market Funds	FEDERATED GOVERNMENT OBL	608919718	100,000,000	0.03	0.03	100.00	-	100,000,000
Purchase	10/8/21	9/30/26	U.S. Treasuries	US TREASURY	91282CCZ2	50,000,000	0.88	1.00	99.38	9,615	49,699,069
Purchase	10/8/21	9/30/26	U.S. Treasuries	US TREASURY	91282CCZ2	50,000,000	0.88	1.01	99.34	9,615	49,681,490
Purchase	10/12/21	11/1/21	Money Market Funds	FEDERATED GOVERNMENT OBL	608919718	76,000,000	0.03	0.03	100.00	-	76,000,000
Purchase	10/12/21	4/13/22	Negotiable CDs	TORONTO DOMINION BANK NY	89114WHS7	50,000,000	0.16	0.16	100.00	-	50,000,000
Purchase	10/14/21	6/30/26	U.S. Treasuries	US TREASURY	91282CCJ8	50,000,000	0.88	1.05	99.19	126,019	49,719,769
Purchase	10/15/21	11/1/21	Money Market Funds	DREYFUS GOVERN CASH MGMT	262006208	57,000,000	0.03	0.03	100.00	-	57,000,000
Purchase	10/18/21	11/1/21	Money Market Funds	FEDERATED GOVERNMENT OBL	608919718	35,000,000	0.03	0.03	100.00	-	35,000,000
Purchase	10/19/21	11/1/21	Money Market Funds	FEDERATED GOVERNMENT OBL	608919718	24,000,000	0.03	0.03	100.00	-	24,000,000
Purchase	10/19/21	6/30/22	Commercial Paper	TOYOTA MOTOR CREDIT CORP	89233HFW9	50,000,000	0.00	0.19	99.87	-	49,932,972
Purchase	10/19/21	7/1/22	Negotiable CDs	TORONTO DOMINION BANK NY	89114WJ89	50,000,000	0.21	0.21	100.00	-	50,000,000
Purchase	10/19/21	9/30/26	U.S. Treasuries	US TREASURY	91282CCZ2	50,000,000	0.88	1.16	98.64	22,837	49,341,196
Purchase	10/21/21	11/1/21	Money Market Funds	FEDERATED GOVERNMENT OBL	608919718	29,000,000	0.03	0.03	100.00	-	29,000,000
Purchase	10/22/21	11/1/21	Money Market Funds	FEDERATED GOVERNMENT OBL	608919718	16,000,000	0.03	0.03	100.00	-	16,000,000
Purchase	10/22/21	9/23/24	Supranationals	INTL FINANCE CORP	45950VQG4	10,000,000	0.44	0.72	99.19	3,544	9,922,244
Purchase	10/25/21	6/14/22	Commercial Paper	TOYOTA MOTOR CREDIT CORP	89233HFE9	50,000,000	0.00	0.21	99.86	-	49,932,333
Purchase	10/25/21	10/24/22	Negotiable CDs	ROYAL BANK OF CANADA NY	78012UW68	50,000,000	0.30	0.30	100.00	-	50,000,000
Purchase	10/26/21	9/26/22	Negotiable CDs	ROYAL BANK OF CANADA NY	78012UW84	50,000,000	0.28	0.28	100.00	-	50,000,000
Purchase	10/27/21	11/1/21	Money Market Funds	FEDERATED GOVERNMENT OBL	608919718	50,000,000	0.03	0.03	100.00	-	50,000,000
Purchase	10/27/21	10/24/22	Negotiable CDs	WESTPAC BANKING CORP NY	96130ALC0	50,000,000	0.30	0.30	100.00	-	50,000,000
Purchase	10/28/21	11/1/21	Money Market Funds	DREYFUS GOVERN CASH MGMT	262006208	31,000,000	0.03	0.03	100.00	-	31,000,000
Purchase	10/28/21	4/27/22	Commercial Paper	TOYOTA MOTOR CREDIT CORP	89233HDT8	25,000,000	0.00	0.17	99.91	-	24,978,632
Purchase	10/29/21	11/1/21	Money Market Funds	DREYFUS GOVERN CASH MGMT	262006208	89,000,000	0.03	0.03	100.00	-	89,000,000
Purchase	10/29/21	6/30/22	Negotiable CDs	ROYAL BANK OF CANADA NY	78012UX42	50,000,000	0.20	0.20	100.00	-	50,000,000
Purchase	10/31/21	11/1/21	Money Market Funds	BLACKROCK LIQ INST GOV F	09248U718	46	0.01	0.01	100.00	-	46
Purchase	10/31/21	11/1/21	Money Market Funds	DREYFUS GOVERN CASH MGMT	262006208	6,305	0.03	0.03	100.00	-	6,305
Purchase	10/31/21	11/1/21	Money Market Funds	FIDELITY INST GOV FUND	31607A703	190	0.01	0.01	100.00	-	190
Purchase	10/31/21	11/1/21	Money Market Funds	FEDERATED GOVERNMENT OBL	608919718	4,569	0.03	0.03	100.00	-	4,569
Purchase	10/31/21	11/1/21	Money Market Funds	MORGAN STANLEY INST GOVT	61747C707	865	0.03	0.03	100.00	-	865
Subtotals						\$1,423,011,974	0.35	0.32	\$ 100.04	\$ 392,419	\$1,423,952,187

Investment Transactions

Pooled Fund

Transaction	Settle Date	Maturity	Type of Investment	Issuer Name	CUSIP	Par Value	Coupon	YTM	Price	Interest	Transaction
Sale	10/1/21	11/1/21	Money Market Funds	DREYFUS GOVERN CASH MGMT	262006208	\$ 100,000,000	0.03	0.03	\$ 100.00	\$ -	\$ 100,000,000
Sale	10/1/21	11/1/21	Money Market Funds	FEDERATED GOVERNMENT OBL	608919718	25,000,000	0.03	0.03	100.00	-	25,000,000
Sale	10/4/21	11/4/21	U.S. Treasuries	TREASURY BILL	9127964W6	50,000,000	0.00	0.12	99.99	-	49,996,986
Sale	10/4/21	11/4/21	U.S. Treasuries	TREASURY BILL	9127964W6	50,000,000	0.00	0.10	99.99	-	49,996,986
Sale	10/6/21	11/1/21	Money Market Funds	DREYFUS GOVERN CASH MGMT	262006208	13,000,000	0.03	0.03	100.00	-	13,000,000
Sale	10/8/21	11/1/21	Money Market Funds	DREYFUS GOVERN CASH MGMT	262006208	20,000,000	0.03	0.03	100.00	-	20,000,000
Sale	10/8/21	11/1/21	Money Market Funds	FEDERATED GOVERNMENT OBL	608919718	150,000,000	0.03	0.03	100.00	-	150,000,000
Sale	10/8/21	11/1/21	Money Market Funds	MORGAN STANLEY INST GOVT	61747C707	30,000,000	0.03	0.03	100.00	-	30,000,000
Sale	10/13/21	11/1/21	Money Market Funds	FEDERATED GOVERNMENT OBL	608919718	38,000,000	0.03	0.03	100.00	-	38,000,000
Sale	10/14/21	11/1/21	Money Market Funds	DREYFUS GOVERN CASH MGMT	262006208	60,000,000	0.03	0.03	100.00	-	60,000,000
Sale	10/19/21	11/12/21	U.S. Treasuries	TREASURY BILL	912796H51	100,000,000	0.00	0.04	100.00	-	99,998,233
Sale	10/20/21	11/1/21	Money Market Funds	FEDERATED GOVERNMENT OBL	608919718	29,000,000	0.03	0.03	100.00	-	29,000,000
Sale	10/25/21	11/1/21	Money Market Funds	FEDERATED GOVERNMENT OBL	608919718	22,000,000	0.03	0.03	100.00	-	22,000,000
Sale	10/25/21	11/12/21	U.S. Treasuries	TREASURY BILL	912796H51	50,000,000	0.00	0.04	100.00	-	49,999,250
Sale	10/26/21	11/1/21	Money Market Funds	FEDERATED GOVERNMENT OBL	608919718	13,000,000	0.03	0.03	100.00	-	13,000,000
Subtotals						\$ 750,000,000	0.02	0.04	\$ 100.00	\$ -	\$ 749,991,455
Maturity	10/1/21	10/1/21	Federal Agencies	FED FARM CRD DISCOUNT NT	313313MK1	\$ 5,000,000	0.00	0.12	100.00	\$ -	\$ 5,000,000
Maturity	10/7/21	10/7/21	Federal Agencies	FANNIE MAE	3135G0Q89	25,000,000	1.38	1.38	100.00	171,875	25,171,875
Maturity	10/7/21	10/7/21	U.S. Treasuries	TREASURY BILL	9127964V8	50,000,000	0.00	0.12	100.00	-	50,000,000
Maturity	10/7/21	10/7/21	U.S. Treasuries	TREASURY BILL	9127964V8	50,000,000	0.00	0.12	100.00	-	50,000,000
Maturity	10/7/21	10/7/21	U.S. Treasuries	TREASURY BILL	9127964V8	50,000,000	0.00	0.09	100.00	-	50,000,000
Maturity	10/15/21	10/15/21	U.S. Treasuries	US TREASURY	9128285F3	50,000,000	2.88	0.13	100.00	718,750	50,718,750
Maturity	10/19/21	10/19/21	Federal Agencies	FEDERAL FARM CREDIT BANK	3133EJK24	25,000,000	3.00	3.03	100.00	375,000	25,375,000
Maturity	10/21/21	10/21/21	Federal Agencies	FED FARM CRD DISCOUNT NT	313313NF1	5,000,000	0.00	0.10	100.00	-	5,000,000
Maturity	10/21/21	10/21/21	Federal Agencies	FED FARM CRD DISCOUNT NT	313313NF1	16,000,000	0.00	0.11	100.00	-	16,000,000
Maturity	10/25/21	10/25/21	Federal Agencies	FED FARM CRD DISCOUNT NT	313313NK0	20,000,000	0.00	0.11	100.00	-	20,000,000
Maturity	10/25/21	10/25/21	Federal Agencies	FED FARM CRD DISCOUNT NT	313313NK0	50,000,000	0.00	0.11	100.00	-	50,000,000
Maturity	10/25/21	10/25/21	Federal Agencies	FEDERAL FARM CREDIT BANK	3133EGZJ7	14,500,000	1.38	1.38	100.00	99,688	14,599,688
Maturity	10/25/21	10/25/21	Federal Agencies	FEDERAL FARM CREDIT BANK	3133EGZJ7	15,000,000	1.38	1.38	100.00	103,125	15,103,125
Maturity	10/25/21	10/25/21	Federal Agencies	FEDERAL FARM CREDIT BANK	3133ELWS9	50,000,000	0.40	0.41	100.00	100,000	50,100,000
Maturity	10/25/21	10/25/21	Federal Agencies	FEDERAL FARM CREDIT BANK	3133ELWS9	50,000,000	0.40	0.41	100.00	100,000	50,100,000
Maturity	10/25/21	10/25/21	Negotiable CDs	ROYAL BANK OF CANADA NY	78012UG58	50,000,000	0.12	0.12	100.00	4,511	50,004,511
Maturity	10/27/21	10/27/21	Federal Agencies	FED FARM CRD DISCOUNT NT	313313NM6	30,000,000	0.00	0.10	100.00	-	30,000,000
Maturity	10/28/21	10/28/21	Federal Agencies	FED FARM CRD DISCOUNT NT	313313NN4	50,000,000	0.00	0.10	100.00	-	50,000,000
Subtotals						\$ 605,500,000	0.56	0.39	\$ -	\$ 1,672,949	\$ 607,172,949

Investment Transactions Pooled Fund

Transaction	Settle Date	Maturity	Type of Investment	Issuer Name	CUSIP	Par Value	Coupon	YTM	Price	Interest	Transaction
Interest	10/3/21	10/3/22	Federal Agencies	FEDERAL FARM CREDIT BANK	3133ELVL5	\$ 40,000,000	0.70	0.71	0.00	0.00	\$ 140,000
Interest	10/5/21	4/5/22	Federal Agencies	FANNIE MAE	3135G0T45	25,000,000	1.88	1.81	0.00	0.00	234,375
Interest	10/6/21	4/6/26	Federal Agencies	FEDERAL FARM CREDIT BANK	3133EMZ21	15,500,000	0.69	0.75	0.00	0.00	17,825
Interest	10/12/21	4/12/22	Federal Agencies	FANNIE MAE	3135G0V59	25,000,000	2.25	2.36	0.00	0.00	281,250
Interest	10/12/21	4/12/22	Federal Agencies	FANNIE MAE	3135G0V59	50,000,000	2.25	2.36	0.00	0.00	562,500
Interest	10/12/21	4/12/22	Federal Agencies	FANNIE MAE	3135G0V59	50,000,000	2.25	2.36	0.00	0.00	562,500
Interest	10/13/21	4/13/23	Federal Agencies	FEDERAL FARM CREDIT BANK	3133EMVP4	20,000,000	0.13	0.19	0.00	0.00	12,500
Interest	10/13/21	4/13/23	Federal Agencies	FEDERAL FARM CREDIT BANK	3133EMVP4	25,000,000	0.13	0.19	0.00	0.00	15,625
Interest	10/13/21	4/13/23	Federal Agencies	FEDERAL FARM CREDIT BANK	3133EMVP4	50,000,000	0.13	0.19	0.00	0.00	31,250
Interest	10/18/21	4/18/22	Federal Agencies	FEDERAL FARM CREDIT BANK	3133EKHB5	50,000,000	2.35	2.37	0.00	0.00	587,500
Interest	10/20/21	4/20/23	Supranationals	INTL BK RECON & DEVELOP	459058JV6	100,000,000	0.13	0.27	0.00	0.00	63,000
Interest	10/21/21	4/21/25	Federal Agencies	FEDERAL FARM CREDIT BANK	3133EMWT5	50,000,000	0.60	0.61	0.00	0.00	150,000
Interest	10/22/21	4/22/24	Federal Agencies	FEDERAL FARM CREDIT BANK	3133EMWV0	16,545,000	0.35	0.34	0.00	0.00	28,954
Interest	10/22/21	4/22/24	Federal Agencies	FEDERAL FARM CREDIT BANK	3133EMWV0	29,424,000	0.35	0.34	0.00	0.00	51,492
Interest	10/22/21	4/22/24	Federal Agencies	FEDERAL FARM CREDIT BANK	3133EMWV0	39,000,000	0.35	0.34	0.00	0.00	68,250
Interest	10/22/21	4/22/25	Federal Agencies	FANNIE MAE	3135G03U5	50,000,000	0.63	0.57	0.00	0.00	156,250
Interest	10/22/21	4/22/25	Supranationals	INTL BK RECON & DEVELOP	459058JB0	40,000,000	0.63	0.57	0.00	0.00	125,200
Interest	10/27/21	4/27/22	Federal Agencies	FEDERAL FARM CREDIT BANK	3133EMXN7	19,550,000	0.06	0.07	0.00	0.00	5,865
Interest	10/27/21	4/27/23	Federal Agencies	FEDERAL FARM CREDIT BANK	3133EMXM9	44,500,000	0.13	0.17	0.00	0.00	27,813
Interest	10/31/21	11/1/21	Money Market Funds	BLACKROCK LIQ INST GOV F	09248U718	10,546,301	0.01	0.01	0.00	0.00	46
Interest	10/31/21	11/1/21	Money Market Funds	DREYFUS GOVERN CASH MGMT	262006208	367,707,840	0.03	0.03	0.00	0.00	6,305
Interest	10/31/21	11/1/21	Money Market Funds	FIDELITY INST GOV FUND	31607A703	22,346,295	0.01	0.01	0.00	0.00	190
Interest	10/31/21	11/1/21	Money Market Funds	FEDERATED GOVERNMENT OBL	608919718	244,082,724	0.03	0.03	0.00	0.00	4,569
Interest	10/31/21	11/1/21	Money Market Funds	MORGAN STANLEY INST GOVT	61747C707	32,404,625	0.03	0.03	0.00	0.00	865
Subtotals						\$1,416,606,785	0.46	0.48	\$ -	\$ -	\$ 3,134,123
Grand Totals		37	Purchases								
		(15)	Sales								
		(18)	Maturities / Calls								
		4	Change in number of positions								