

Office of the Treasurer & Tax Collector
City and County of San Francisco



José Cisneros, Treasurer

Tajel Shah, Chief Assistant Treasurer
Hubert R White, III CFA, CTP, Chief Investment Officer

Investment Report for the month of November 2021

December 15, 2021

The Honorable London N. Breed
Mayor of San Francisco
City Hall, Room 200
1 Dr. Carlton B. Goodlett Place
San Francisco, CA 94102-4638

The Honorable Board of Supervisors
City and County of San Francisco
City Hall, Room 244
1 Dr. Carlton B. Goodlett Place
San Francisco, CA 94102-4638

Colleagues,

In accordance with the provisions of California State Government Code, Section 53646, we forward this report detailing the City's pooled fund portfolio as of November 30, 2021. These investments provide sufficient liquidity to meet expenditure requirements for the next six months and are in compliance with our statement of investment policy and California Code.

This correspondence and its attachments show the investment activity for the month of November 2021 for the portfolios under the Treasurer's management. All pricing and valuation data is obtained from Interactive Data Corporation.

CCSF Pooled Fund Investment Earnings Statistics *

<i>(in \$ million)</i>	Current Month		Prior Month	
	Fiscal YTD	November 2021	Fiscal YTD	October 2021
Average Daily Balance	\$ 12,720	\$ 12,827	\$ 12,694	\$ 12,661
Net Earnings	26.54	5.56	20.99	5.58
Earned Income Yield	0.50%	0.53%	0.49%	0.52%

CCSF Pooled Fund Statistics *

<i>(in \$ million)</i>	% of	Book	Market	Wtd. Avg.	Wtd. Avg.	
Investment Type	Portfolio	Value	Value	Coupon	YTM	WAM
U.S. Treasuries	37.36%	\$ 5,058.4	\$ 5,015.6	0.82%	0.45%	826
Federal Agencies	32.70%	4,397.9	4,389.9	0.83%	0.81%	652
Public Time Deposits	0.30%	40.0	40.0	0.09%	0.09%	62
Negotiable CDs	14.49%	1,945.0	1,945.6	0.20%	0.20%	133
Commercial Paper	2.42%	324.5	324.8	0.00%	0.22%	206
Money Market Funds	9.74%	1,307.1	1,307.1	0.03%	0.03%	1
Supranationals	2.99%	404.3	400.8	0.30%	0.59%	991
Totals	100.0%	\$ 13,477.2	\$ 13,423.9	0.64%	0.49%	576

In the remainder of this report, we provide additional information and analytics at the security-level and portfolio-level, as recommended by the California Debt and Investment Advisory Commission.

Respectfully,

José Cisneros
Treasurer

cc: Treasury Oversight Committee: Aimee Brown, Kevin Kone, Brenda Kwee McNulty, Eric Sandler, Meghan Wallace
Ben Rosenfield - Contoller, Office of the Contoller
Mark de la Rosa - Acting Audits Director, Office of the Contoller
Mayor's Office of Public Policy and Finance
San Francisco County Transportation Authority
San Francisco Public Library
San Francisco Health Service System

Portfolio Summary

Pooled Fund

As of November 30, 2021

<i>(in \$ million)</i>							
Security Type	Par Value	Book Value	Market Value	Market/Book Price	Current % Allocation	Max. Policy Allocation	Compliant?
U.S. Treasuries	\$ 5,025.0	\$ 5,058.4	\$ 5,015.6	99.15	37.36%	100%	Yes
Federal Agencies	4,393.3	4,397.9	4,389.9	99.82	32.70%	100%	Yes
State & Local Government							
Agency Obligations	-	-	-	-	0.00%	20%	Yes
Public Time Deposits	40.0	40.0	40.0	100.00	0.30%	100%	Yes
Negotiable CDs	1,945.0	1,945.0	1,945.6	100.03	14.49%	30%	Yes
Bankers Acceptances	-	-	-	-	0.00%	40%	Yes
Commercial Paper	325.0	324.5	324.8	-	2.42%	25%	Yes
Medium Term Notes	-	-	-	-	0.00%	30%	Yes
Repurchase Agreements	-	-	-	-	0.00%	10%	Yes
Reverse Repurchase/							
Securities Lending Agreements	-	-	-	-	0.00%	\$75mm	Yes
Money Market Funds - Government	1,307.1	1,307.1	1,307.1	100.00	9.74%	20%	Yes
LAIF	-	-	-	-	0.00%	\$50mm	Yes
Supranationals	398.4	404.3	400.8	99.12	2.99%	30%	Yes
TOTAL	\$ 13,433.8	\$ 13,477.2	\$ 13,423.9	99.60	100.00%	-	Yes

The City and County of San Francisco uses the following methodology to determine compliance: Compliance is pre-trade and calculated on a par value basis of the overall portfolio value. Cash balances are included in the City's compliance calculations.

Please note the information in this report does not include cash balances. Due to fluctuations in the market value of the securities held in the Pooled Fund and changes in the City's cash position, the allocation limits may be exceeded on a post-trade compliance basis. In these instances, no compliance violation has occurred, as the policy limits were not exceeded prior to trade execution. The full Investment Policy can be found at <https://sftreasurer.org/banking-investments/investments>

Totals may not add due to rounding.

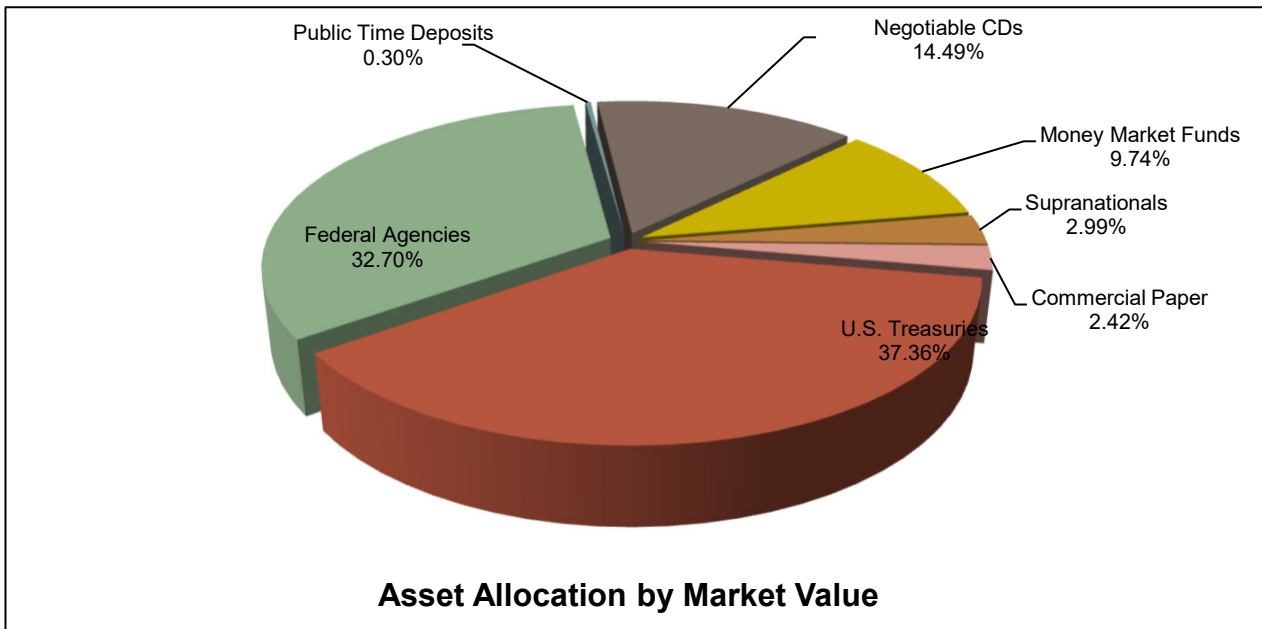
City and County of San Francisco

Pooled Fund Portfolio Statistics

For the month ended November 30, 2021

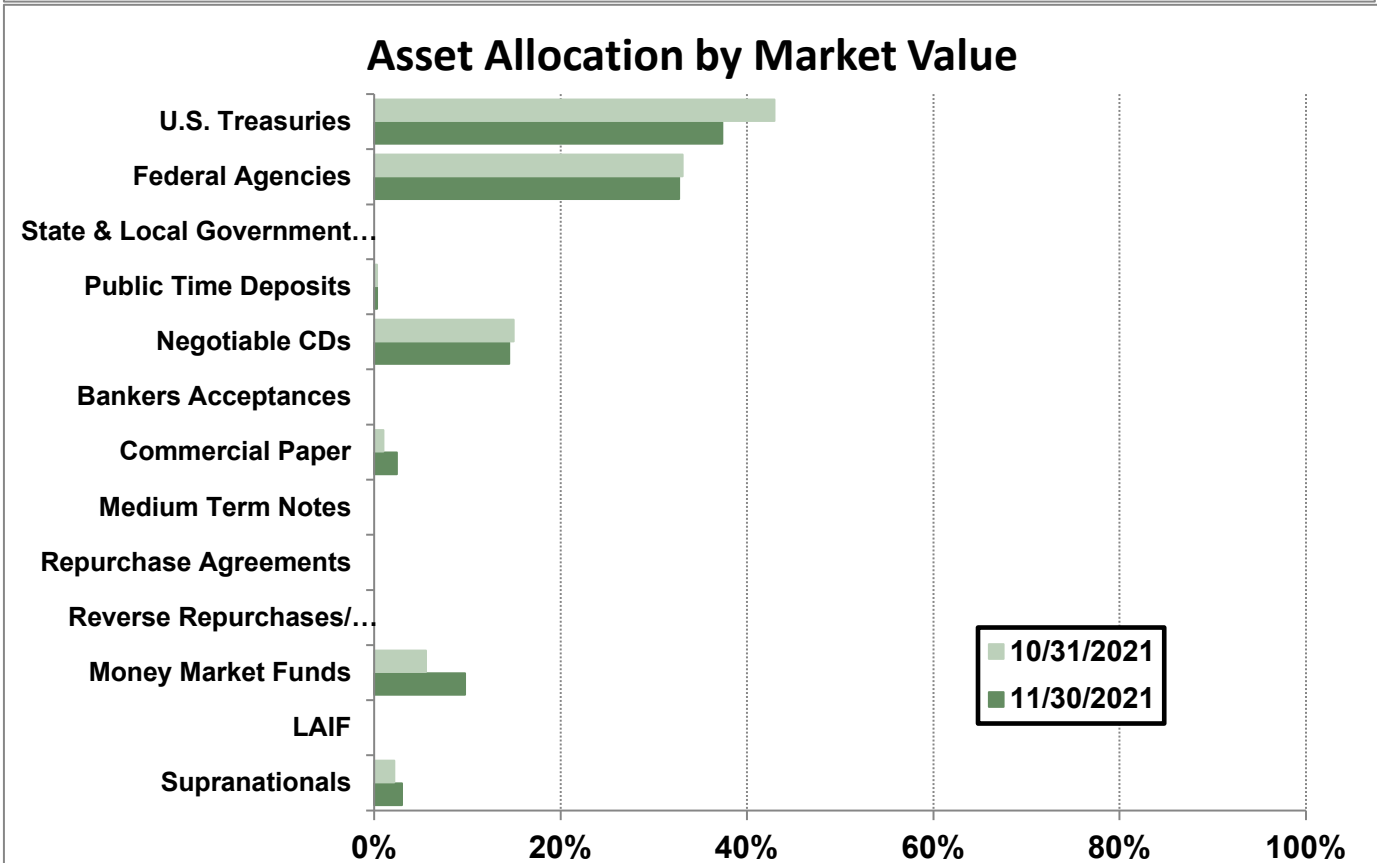
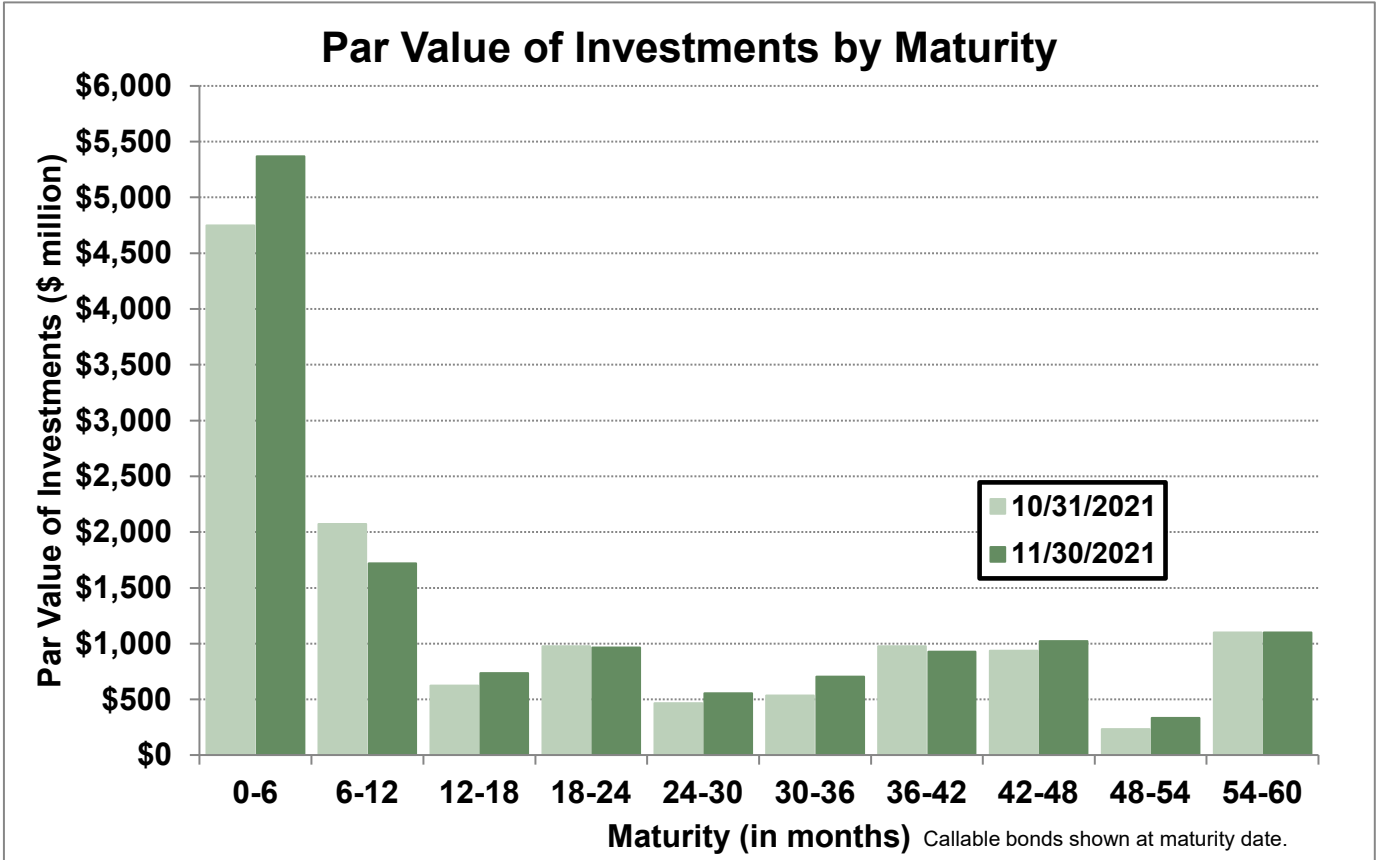
Average Daily Balance	\$12,827,467,911
Net Earnings	\$5,556,832
Earned Income Yield	0.53%
Weighted Average Maturity	576 days

Investment Type	(\$ million)	Par Value	Book Value	Market Value
U.S. Treasuries		\$ 5,025.0	\$ 5,058.4	\$ 5,015.6
Federal Agencies		4,393.3	4,397.9	4,389.9
Public Time Deposits		40.0	40.0	40.0
Negotiable CDs		1,945.0	1,945.0	1,945.6
Commercial Paper		325.0	324.5	324.8
Money Market Funds		1,307.1	1,307.1	1,307.1
Supranationals		398.4	404.3	400.8
Total		\$ 13,433.8	\$ 13,477.2	\$ 13,423.9



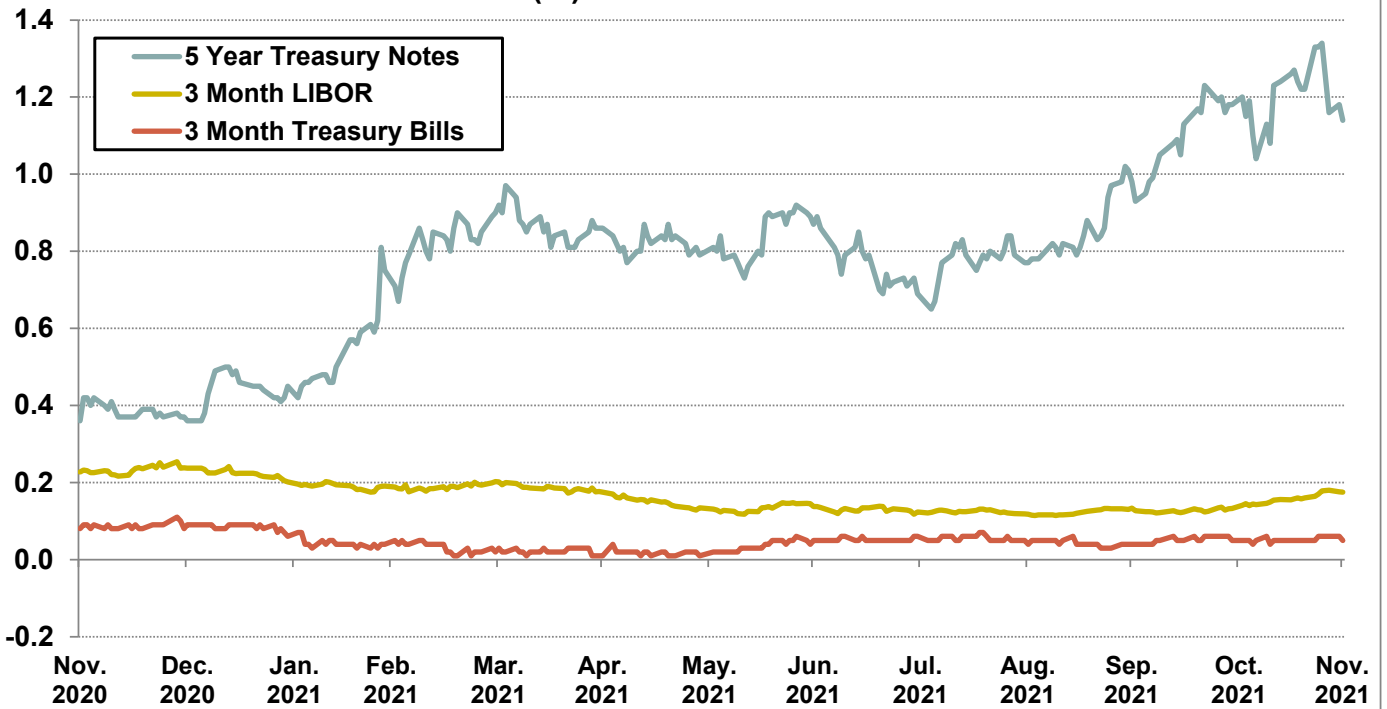
Portfolio Analysis

Pooled Fund

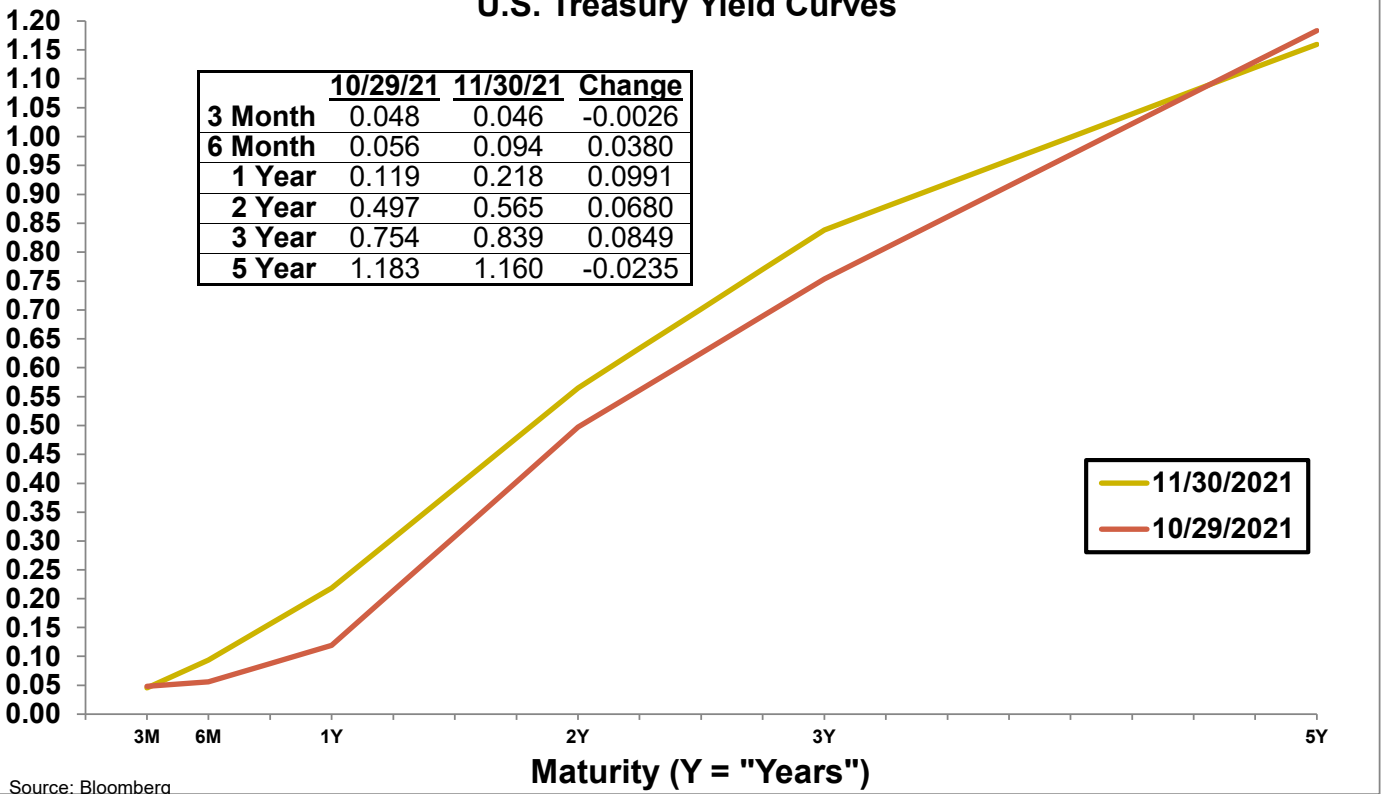


Yield Curves

Yields (%) on Benchmark Indices



U.S. Treasury Yield Curves



Investment Inventory

Pooled Fund

As of November 30, 2021

Type of Investment	CUSIP	Issuer Name	Maturity		Coupon	Par Value	Book Value	Amortized	
			Settle Date	Date				Book Value	Market Value
U.S. Treasuries	9127965G0	TREASURY BILL	12/17/2020	12/2/2021	0.00	\$ 50,000,000	\$ 49,956,250	\$ 49,999,875	\$ 50,000,000
U.S. Treasuries	9127965G0	TREASURY BILL	12/3/2020	12/2/2021	0.00	100,000,000	99,888,778	99,999,694	100,000,000
U.S. Treasuries	9128285R7	US TREASURY	12/4/2020	12/15/2021	2.63	50,000,000	51,291,016	50,048,070	50,048,500
U.S. Treasuries	9128285R7	US TREASURY	12/8/2020	12/15/2021	2.63	50,000,000	51,281,250	50,048,219	50,048,500
U.S. Treasuries	9128285R7	US TREASURY	12/9/2020	12/15/2021	2.63	50,000,000	51,277,344	50,048,202	50,048,500
U.S. Treasuries	9128285R7	US TREASURY	12/15/2020	12/15/2021	2.63	50,000,000	51,257,813	50,048,245	50,048,500
U.S. Treasuries	912796A90	TREASURY BILL	1/26/2021	12/30/2021	0.00	50,000,000	49,957,703	49,996,371	49,996,500
U.S. Treasuries	912828U81	US TREASURY	11/22/2019	12/31/2021	2.00	50,000,000	50,402,344	50,015,676	50,076,000
U.S. Treasuries	912796C31	TREASURY BILL	1/28/2021	1/27/2022	0.00	100,000,000	99,909,000	99,985,750	99,993,000
U.S. Treasuries	912828Z60	US TREASURY	1/13/2021	1/31/2022	1.38	50,000,000	50,666,016	50,106,076	50,109,500
U.S. Treasuries	912828Z60	US TREASURY	1/15/2021	1/31/2022	1.38	50,000,000	50,664,063	50,106,320	50,109,500
U.S. Treasuries	912796F38	TREASURY BILL	4/19/2021	3/24/2022	0.00	50,000,000	49,972,692	49,990,897	49,991,000
U.S. Treasuries	912828ZG8	US TREASURY	4/8/2021	3/31/2022	0.38	50,000,000	50,150,391	50,050,551	50,050,000
U.S. Treasuries	912796G45	TREASURY BILL	4/22/2021	4/21/2022	0.00	100,000,000	99,934,278	99,974,542	99,972,000
U.S. Treasuries	912796H44	TREASURY BILL	5/20/2021	5/19/2022	0.00	200,000,000	199,888,777	199,948,361	199,914,000
U.S. Treasuries	912828XD7	US TREASURY	5/13/2021	5/31/2022	1.88	50,000,000	50,941,406	50,444,894	50,439,500
U.S. Treasuries	9128286Y1	US TREASURY	4/8/2021	6/15/2022	1.75	50,000,000	50,990,240	50,448,238	50,439,500
U.S. Treasuries	9128286Y1	US TREASURY	4/28/2021	6/15/2022	1.75	50,000,000	50,937,500	50,444,915	50,439,500
U.S. Treasuries	912828XW5	US TREASURY	8/15/2017	6/30/2022	1.75	25,000,000	24,977,539	24,997,338	25,237,250
U.S. Treasuries	912828ZX1	US TREASURY	3/12/2021	6/30/2022	0.13	50,000,000	50,011,719	50,005,206	50,004,000
U.S. Treasuries	912828ZX1	US TREASURY	3/31/2021	6/30/2022	0.13	50,000,000	50,021,484	50,009,941	50,004,000
U.S. Treasuries	912828ZX1	US TREASURY	4/8/2021	6/30/2022	0.13	50,000,000	50,025,391	50,011,959	50,004,000
U.S. Treasuries	912828ZX1	US TREASURY	4/15/2021	6/30/2022	0.13	50,000,000	50,019,531	50,009,345	50,004,000
U.S. Treasuries	912828ZX1	US TREASURY	4/16/2021	6/30/2022	0.13	50,000,000	50,019,531	50,009,366	50,004,000
U.S. Treasuries	912828ZX1	US TREASURY	4/19/2021	6/30/2022	0.13	50,000,000	50,019,531	50,009,430	50,004,000
U.S. Treasuries	912828YA2	US TREASURY	3/30/2021	8/15/2022	1.50	100,000,000	101,933,594	100,987,940	100,941,000
U.S. Treasuries	91282CAG6	US TREASURY	3/30/2021	8/31/2022	0.13	50,000,000	50,019,531	50,010,274	49,992,000
U.S. Treasuries	912828TY6	US TREASURY	4/8/2021	11/15/2022	1.63	50,000,000	51,201,172	50,715,374	50,660,000
U.S. Treasuries	912828Z86	US TREASURY	8/17/2021	2/15/2023	1.38	50,000,000	50,927,565	50,744,805	50,662,000
U.S. Treasuries	912828ZD5	US TREASURY	3/18/2021	3/15/2023	0.50	50,000,000	50,335,938	50,216,719	50,123,000
U.S. Treasuries	91282CBU4	US TREASURY	5/4/2021	3/31/2023	0.13	50,000,000	49,972,656	49,980,946	49,855,500
U.S. Treasuries	912828ZU7	US TREASURY	3/12/2021	6/15/2023	0.25	50,000,000	50,066,406	50,045,156	49,892,500
U.S. Treasuries	912828ZU7	US TREASURY	4/8/2021	6/15/2023	0.25	50,000,000	50,072,266	50,050,803	49,892,500
U.S. Treasuries	912828ZU7	US TREASURY	6/24/2021	6/15/2023	0.25	50,000,000	50,001,121	49,998,480	49,892,500
U.S. Treasuries	912828S35	US TREASURY	1/9/2020	6/30/2023	1.38	50,000,000	49,605,469	49,820,781	50,773,500
U.S. Treasuries	912828S35	US TREASURY	6/24/2021	6/30/2023	1.38	50,000,000	51,138,672	50,891,135	50,773,500
U.S. Treasuries	91282CCK5	US TREASURY	6/30/2021	6/30/2023	0.13	50,000,000	49,865,234	49,893,664	49,787,000
U.S. Treasuries	912828S92	US TREASURY	4/1/2021	7/31/2023	1.25	50,000,000	51,220,703	50,870,701	50,691,500
U.S. Treasuries	912828S92	US TREASURY	4/1/2021	7/31/2023	1.25	50,000,000	51,218,750	50,869,308	50,691,500
U.S. Treasuries	91282CAK7	US TREASURY	8/10/2021	9/15/2023	0.13	50,000,000	49,886,719	49,903,430	49,703,000
U.S. Treasuries	912828WE6	US TREASURY	12/17/2019	11/15/2023	2.75	50,000,000	51,960,938	50,979,783	52,170,000
U.S. Treasuries	91282CBA8	US TREASURY	3/19/2021	12/15/2023	0.13	50,000,000	49,767,578	49,827,251	49,568,500
U.S. Treasuries	912828S29	US TREASURY	10/4/2021	1/31/2024	2.50	50,000,000	52,732,507	52,340,129	52,054,500
U.S. Treasuries	91282CCC3	US TREASURY	7/2/2021	5/15/2024	0.25	50,000,000	49,718,750	49,759,542	49,469,000
U.S. Treasuries	912828XT2	US TREASURY	7/6/2021	5/31/2024	2.00	50,000,000	52,263,672	51,947,612	51,617,000
U.S. Treasuries	91282CCL3	US TREASURY	8/6/2021	7/15/2024	0.38	50,000,000	50,009,256	49,998,260	49,547,000
U.S. Treasuries	91282CCL3	US TREASURY	8/9/2021	7/15/2024	0.38	50,000,000	49,973,675	49,965,095	49,547,000
U.S. Treasuries	912828Y87	US TREASURY	3/30/2021	7/31/2024	1.75	50,000,000	52,210,938	51,764,760	51,361,500
U.S. Treasuries	91282CCT6	US TREASURY	8/25/2021	8/15/2024	0.38	50,000,000	49,903,533	49,907,602	49,513,500

Investment Inventory

Pooled Fund

Type of Investment	CUSIP	Issuer Name	Maturity			Par Value	Book Value	Amortized		Market Value
			Settle Date	Date	Coupon			Book Value	Market Value	
U.S. Treasuries	912828YM6	US TREASURY	4/15/2021	10/31/2024	1.50	50,000,000	51,746,094	51,435,977	51,000,000	
U.S. Treasuries	912828G38	US TREASURY	3/9/2021	11/15/2024	2.25	50,000,000	53,160,156	52,533,756	52,099,500	
U.S. Treasuries	912828G38	US TREASURY	3/12/2021	11/15/2024	2.25	50,000,000	53,228,516	52,594,343	52,099,500	
U.S. Treasuries	912828YY0	US TREASURY	3/15/2021	12/31/2024	1.75	50,000,000	52,226,563	51,807,577	51,385,000	
U.S. Treasuries	912828Z52	US TREASURY	3/30/2021	1/31/2025	1.38	50,000,000	51,515,625	51,249,877	50,793,000	
U.S. Treasuries	912828Z52	US TREASURY	4/15/2021	1/31/2025	1.38	50,000,000	51,507,813	51,257,779	50,793,000	
U.S. Treasuries	912828ZC7	US TREASURY	3/15/2021	2/28/2025	1.13	50,000,000	51,011,719	50,829,106	50,367,000	
U.S. Treasuries	912828ZC7	US TREASURY	3/31/2021	2/28/2025	1.13	50,000,000	50,998,047	50,827,053	50,367,000	
U.S. Treasuries	912828ZF0	US TREASURY	4/15/2021	3/31/2025	0.50	50,000,000	49,779,297	49,814,402	49,330,000	
U.S. Treasuries	912828ZF0	US TREASURY	4/19/2021	3/31/2025	0.50	50,000,000	49,839,844	49,864,945	49,330,000	
U.S. Treasuries	912828ZL7	US TREASURY	5/18/2021	4/30/2025	0.38	50,000,000	49,615,234	49,667,763	49,060,500	
U.S. Treasuries	912828XB1	US TREASURY	9/2/2021	5/15/2025	2.13	50,000,000	52,849,609	52,659,776	52,017,500	
U.S. Treasuries	912828ZW3	US TREASURY	3/8/2021	6/30/2025	0.25	50,000,000	49,140,625	49,286,855	48,740,500	
U.S. Treasuries	912828ZW3	US TREASURY	3/9/2021	6/30/2025	0.25	50,000,000	49,042,969	49,205,311	48,740,500	
U.S. Treasuries	912828ZW3	US TREASURY	5/12/2021	6/30/2025	0.25	50,000,000	49,281,250	49,287,877	48,740,500	
U.S. Treasuries	912828ZW3	US TREASURY	5/13/2021	6/30/2025	0.25	50,000,000	49,183,594	49,292,881	48,740,500	
U.S. Treasuries	912828ZW3	US TREASURY	5/18/2021	6/30/2025	0.25	50,000,000	49,253,906	49,351,633	48,740,500	
U.S. Treasuries	912828ZW3	US TREASURY	7/12/2021	6/30/2025	0.25	50,000,000	49,314,623	49,378,112	48,740,500	
U.S. Treasuries	912828ZW3	US TREASURY	8/5/2021	6/30/2025	0.25	50,000,000	49,512,228	49,512,404	48,740,500	
U.S. Treasuries	912828ZW3	US TREASURY	8/6/2021	6/30/2025	0.25	50,000,000	49,418,818	49,455,034	48,740,500	
U.S. Treasuries	91282CAB7	US TREASURY	8/5/2021	7/31/2025	0.25	50,000,000	49,460,683	49,502,830	48,676,000	
U.S. Treasuries	91282CAB7	US TREASURY	8/6/2021	7/31/2025	0.25	50,000,000	49,365,319	49,414,481	48,676,000	
U.S. Treasuries	91282CAM3	US TREASURY	5/12/2021	9/30/2025	0.25	50,000,000	49,109,375	49,222,232	48,578,000	
U.S. Treasuries	91282CAM3	US TREASURY	7/26/2021	9/30/2025	0.25	50,000,000	49,281,250	49,341,499	48,578,000	
U.S. Treasuries	91282CAT8	US TREASURY	2/25/2021	10/31/2025	0.25	50,000,000	49,298,828	49,413,297	48,498,000	
U.S. Treasuries	91282CAT8	US TREASURY	3/2/2021	10/31/2025	0.25	50,000,000	49,078,125	49,226,361	48,498,000	
U.S. Treasuries	91282CAT8	US TREASURY	3/4/2021	10/31/2025	0.25	50,000,000	49,048,828	49,200,837	48,498,000	
U.S. Treasuries	91282CBC4	US TREASURY	2/25/2021	12/31/2025	0.38	50,000,000	49,455,078	49,540,973	48,627,000	
U.S. Treasuries	91282CBC4	US TREASURY	2/26/2021	12/31/2025	0.38	50,000,000	49,271,484	49,385,971	48,627,000	
U.S. Treasuries	91282CBW0	US TREASURY	6/28/2021	4/30/2026	0.75	50,000,000	49,662,109	49,691,940	49,238,500	
U.S. Treasuries	91282CBW0	US TREASURY	7/2/2021	4/30/2026	0.75	50,000,000	49,730,469	49,753,707	49,238,500	
U.S. Treasuries	912828R36	US TREASURY	7/23/2021	5/15/2026	1.63	50,000,000	52,203,125	52,038,862	51,127,000	
U.S. Treasuries	912828R36	US TREASURY	8/27/2021	5/15/2026	1.63	50,000,000	51,890,625	51,785,224	51,127,000	
U.S. Treasuries	91282CCJ8	US TREASURY	7/2/2021	6/30/2026	0.88	50,000,000	49,934,018	49,937,337	49,459,000	
U.S. Treasuries	91282CCJ8	US TREASURY	7/14/2021	6/30/2026	0.88	50,000,000	50,086,957	50,064,880	49,459,000	
U.S. Treasuries	91282CCJ8	US TREASURY	7/22/2021	6/30/2026	0.88	50,000,000	50,371,858	50,320,408	49,459,000	
U.S. Treasuries	91282CCJ8	US TREASURY	7/22/2021	6/30/2026	0.88	50,000,000	50,354,280	50,304,116	49,459,000	
U.S. Treasuries	91282CCJ8	US TREASURY	8/6/2021	6/30/2026	0.88	50,000,000	50,450,238	50,379,681	49,459,000	
U.S. Treasuries	91282CCJ8	US TREASURY	8/10/2021	6/30/2026	0.88	50,000,000	50,288,978	50,225,026	49,459,000	
U.S. Treasuries	91282CCJ8	US TREASURY	9/24/2021	6/30/2026	0.88	50,000,000	50,039,742	49,939,943	49,459,000	
U.S. Treasuries	91282CCJ8	US TREASURY	10/14/2021	6/30/2026	0.88	50,000,000	49,719,769	49,605,087	49,459,000	
U.S. Treasuries	91282CCW9	US TREASURY	9/28/2021	8/31/2026	0.75	50,000,000	49,478,224	49,468,824	49,121,000	
U.S. Treasuries	91282CCZ2	US TREASURY	10/8/2021	9/30/2026	0.88	50,000,000	49,699,069	49,698,677	49,378,900	
U.S. Treasuries	91282CCZ2	US TREASURY	10/8/2021	9/30/2026	0.88	50,000,000	49,681,490	49,681,621	49,378,900	
U.S. Treasuries	91282CCZ2	US TREASURY	10/19/2021	9/30/2026	0.88	50,000,000	49,341,196	49,334,580	49,378,900	
Subtotals					0.82	\$ 5,025,000,000	\$ 5,058,395,871	\$ 5,044,156,883	\$ 5,015,646,950	
Federal Agencies	313313QA9	FED FARM CRD DISCOUNT NT	12/22/2020	12/3/2021	0.00	\$ 15,000,000	\$ 14,985,583	\$ 14,999,917	\$ 15,000,000	
Federal Agencies	313313QL5	FED FARM CRD DISCOUNT NT	12/30/2020	12/13/2021	0.00	50,000,000	49,946,833	49,998,167	49,999,500	
Federal Agencies	3133EJ3B3	FEDERAL FARM CREDIT BANK	3/19/2020	12/17/2021	2.80	19,000,000	19,677,730	19,016,996	19,023,370	

Investment Inventory

Pooled Fund

Type of Investment	CUSIP	Issuer Name	Maturity			Par Value	Book Value	Amortized	
			Settle Date	Date	Coupon			Book Value	Market Value
Federal Agencies	3133EJ3B3	FEDERAL FARM CREDIT BANK	12/17/2018	12/17/2021	2.80	25,000,000	24,974,250	24,999,624	25,030,750
Federal Agencies	3133EJ3B3	FEDERAL FARM CREDIT BANK	12/17/2018	12/17/2021	2.80	25,000,000	24,974,250	24,999,624	25,030,750
Federal Agencies	3133EJ3B3	FEDERAL FARM CREDIT BANK	12/17/2018	12/17/2021	2.80	25,000,000	24,964,250	24,999,478	25,030,750
Federal Agencies	3130AHSR5	FEDERAL HOME LOAN BANK	12/20/2019	12/20/2021	1.63	22,500,000	22,475,700	22,499,368	22,519,575
Federal Agencies	3133EMLW0	FEDERAL FARM CREDIT BANK	1/20/2021	12/29/2021	0.09	62,500,000	62,490,464	62,499,222	62,503,125
Federal Agencies	313313RK6	FED FARM CRD DISCOUNT NT	3/30/2021	1/5/2022	0.00	50,000,000	49,976,583	49,997,083	49,998,000
Federal Agencies	3133ELTN4	FEDERAL FARM CREDIT BANK	3/18/2020	1/18/2022	0.53	50,000,000	49,886,500	49,991,881	50,030,000
Federal Agencies	3133ELTN4	FEDERAL FARM CREDIT BANK	3/23/2020	1/18/2022	0.53	63,450,000	63,289,472	63,438,430	63,488,070
Federal Agencies	3133ELKN3	FEDERAL FARM CREDIT BANK	1/28/2020	1/28/2022	1.55	100,000,000	99,992,000	99,999,365	100,230,000
Federal Agencies	3130AMEN8	FEDERAL HOME LOAN BANK	5/4/2021	2/1/2022	0.05	100,000,000	99,994,705	99,998,797	100,001,000
Federal Agencies	3130AMEN8	FEDERAL HOME LOAN BANK	5/6/2021	2/1/2022	0.05	100,000,000	99,995,490	99,998,968	100,001,000
Federal Agencies	3133EKAK2	FEDERAL FARM CREDIT BANK	2/19/2019	2/14/2022	2.53	20,700,000	20,682,612	20,698,805	20,805,570
Federal Agencies	3133EKBV7	FEDERAL FARM CREDIT BANK	3/1/2019	3/1/2022	2.55	10,000,000	9,997,186	9,999,769	10,063,400
Federal Agencies	313378WG2	FEDERAL HOME LOAN BANK	4/5/2019	3/11/2022	2.50	17,780,000	17,848,986	17,786,441	17,901,082
Federal Agencies	313378WG2	FEDERAL HOME LOAN BANK	4/5/2019	3/11/2022	2.50	40,000,000	40,158,360	40,014,786	40,272,400
Federal Agencies	3133EKDC7	FEDERAL FARM CREDIT BANK	4/8/2019	3/14/2022	2.47	26,145,000	26,226,050	26,152,795	26,322,786
Federal Agencies	3133EKDC7	FEDERAL FARM CREDIT BANK	4/8/2019	3/14/2022	2.47	45,500,000	45,634,680	45,512,952	45,809,400
Federal Agencies	3133ELUQ5	FEDERAL FARM CREDIT BANK	3/25/2020	3/25/2022	0.70	25,000,000	24,999,000	24,999,844	25,050,500
Federal Agencies	3133ELUQ5	FEDERAL FARM CREDIT BANK	3/25/2020	3/25/2022	0.70	25,000,000	24,993,000	24,998,907	25,050,500
Federal Agencies	3133ELUQ5	FEDERAL FARM CREDIT BANK	3/25/2020	3/25/2022	0.70	25,000,000	24,996,000	24,999,375	25,050,500
Federal Agencies	3133ELUQ5	FEDERAL FARM CREDIT BANK	3/25/2020	3/25/2022	0.70	25,000,000	24,983,250	24,997,384	25,050,500
Federal Agencies	3135G0T45	FANNIE MAE	6/6/2017	4/5/2022	1.88	25,000,000	25,072,250	25,005,120	25,154,750
Federal Agencies	313313VG0	FED FARM CRD DISCOUNT NT	7/9/2021	4/8/2022	0.00	10,000,000	9,995,450	9,997,867	9,997,200
Federal Agencies	3135G0V59	FANNIE MAE	4/12/2019	4/12/2022	2.25	25,000,000	24,918,000	24,990,124	25,196,750
Federal Agencies	3135G0V59	FANNIE MAE	4/12/2019	4/12/2022	2.25	50,000,000	49,836,000	49,980,248	50,393,500
Federal Agencies	3135G0V59	FANNIE MAE	4/12/2019	4/12/2022	2.25	50,000,000	49,836,000	49,980,248	50,393,500
Federal Agencies	3133EKHB5	FEDERAL FARM CREDIT BANK	4/18/2019	4/18/2022	2.35	50,000,000	49,969,500	49,996,160	50,427,000
Federal Agencies	3133EMXN7	FEDERAL FARM CREDIT BANK	4/28/2021	4/27/2022	0.06	19,550,000	19,548,358	19,549,337	19,546,286
Federal Agencies	3130AMEY4	FEDERAL HOME LOAN BANK	5/6/2021	5/6/2022	0.06	10,000,000	9,999,918	9,999,965	9,997,200
Federal Agencies	3130AMEY4	FEDERAL HOME LOAN BANK	5/18/2021	5/6/2022	0.06	10,000,000	9,999,900	9,999,956	9,997,200
Federal Agencies	313385WL6	FED HOME LN DISCOUNT NT	5/6/2021	5/6/2022	0.00	50,000,000	49,972,118	49,988,083	49,978,500
Federal Agencies	3130AMGM8	FEDERAL HOME LOAN BANK	5/11/2021	5/10/2022	0.06	50,000,000	49,998,325	49,999,264	49,985,500
Federal Agencies	3130AMJ37	FEDERAL HOME LOAN BANK	5/17/2021	5/13/2022	0.06	30,000,000	29,999,753	29,999,888	29,991,300
Federal Agencies	3130AMJ37	FEDERAL HOME LOAN BANK	5/13/2021	5/13/2022	0.06	45,000,000	44,998,200	44,999,196	44,986,950
Federal Agencies	3133EKL R5	FEDERAL FARM CREDIT BANK	5/16/2019	5/16/2022	2.25	25,000,000	24,949,250	24,992,313	25,243,500
Federal Agencies	3133EKL R5	FEDERAL FARM CREDIT BANK	5/16/2019	5/16/2022	2.25	35,000,000	34,928,950	34,989,239	35,340,900
Federal Agencies	3133EHLY7	FEDERAL FARM CREDIT BANK	6/6/2017	6/2/2022	1.88	50,000,000	50,059,250	50,005,951	50,440,500
Federal Agencies	3133EHLY7	FEDERAL FARM CREDIT BANK	6/9/2017	6/2/2022	1.88	50,000,000	49,997,500	49,999,748	50,440,500
Federal Agencies	3133EMF64	FEDERAL FARM CREDIT BANK	7/7/2021	6/9/2022	0.06	58,735,000	58,726,269	58,728,532	58,716,205
Federal Agencies	3133ELDK7	FEDERAL FARM CREDIT BANK	12/16/2019	6/15/2022	1.63	20,000,000	19,998,940	19,999,772	20,162,400
Federal Agencies	3133ELDK7	FEDERAL FARM CREDIT BANK	12/16/2019	6/15/2022	1.63	25,000,000	24,998,676	24,999,715	25,203,000
Federal Agencies	3133ELDK7	FEDERAL FARM CREDIT BANK	12/16/2019	6/15/2022	1.63	25,000,000	24,998,676	24,999,715	25,203,000
Federal Agencies	3133EHZP1	FEDERAL FARM CREDIT BANK	3/18/2020	9/20/2022	1.85	25,000,000	25,718,750	25,229,906	25,336,250
Federal Agencies	3133ELVL5	FEDERAL FARM CREDIT BANK	4/3/2020	10/3/2022	0.70	40,000,000	39,990,000	39,996,648	40,177,200
Federal Agencies	3133EMS45	FEDERAL FARM CREDIT BANK	7/14/2021	12/14/2022	0.11	50,000,000	49,992,900	49,994,819	49,955,500
Federal Agencies	3133EMWK4	FEDERAL FARM CREDIT BANK	5/18/2021	1/19/2023	0.14	60,000,000	59,987,400	59,991,463	59,931,600
Federal Agencies	3133ELJH8	FEDERAL FARM CREDIT BANK	3/25/2020	1/23/2023	1.60	10,140,000	10,384,141	10,238,695	10,297,271
Federal Agencies	3133ENDQ0	FEDERAL FARM CREDIT BANK	11/12/2021	2/10/2023	0.16	50,000,000	49,900,233	49,903,974	49,909,146
Federal Agencies	3133EMUH3	FEDERAL FARM CREDIT BANK	3/31/2021	3/23/2023	0.13	65,000,000	64,955,150	64,970,369	64,836,850
Federal Agencies	3133EMVP4	FEDERAL FARM CREDIT BANK	4/13/2021	4/13/2023	0.13	20,000,000	19,973,600	19,981,990	19,924,400

Investment Inventory

Pooled Fund

Type of Investment	CUSIP	Issuer Name	Settle Date	Maturity		Par Value	Book Value	Amortized		Market Value
				Date	Coupon			Book Value	Market Value	
Federal Agencies	3133EMVP4	FEDERAL FARM CREDIT BANK	4/13/2021	4/13/2023	0.13	25,000,000	24,967,000	24,977,488	24,905,500	
Federal Agencies	3133EMVP4	FEDERAL FARM CREDIT BANK	4/13/2021	4/13/2023	0.13	50,000,000	49,934,000	49,954,975	49,811,000	
Federal Agencies	3133EMXM9	FEDERAL FARM CREDIT BANK	5/5/2021	4/27/2023	0.13	44,500,000	44,462,233	44,473,218	44,350,480	
Federal Agencies	3133EMYX4	FEDERAL FARM CREDIT BANK	5/10/2021	5/10/2023	0.13	12,500,000	12,484,000	12,488,493	12,446,125	
Federal Agencies	3133EMYX4	FEDERAL FARM CREDIT BANK	5/10/2021	5/10/2023	0.13	25,000,000	24,968,000	24,976,986	24,892,250	
Federal Agencies	3133EMYX4	FEDERAL FARM CREDIT BANK	5/10/2021	5/10/2023	0.13	75,000,000	74,904,000	74,930,959	74,676,750	
Federal Agencies	3130AMRY0	FEDERAL HOME LOAN BANK	6/4/2021	6/2/2023	0.13	15,000,000	14,986,200	14,989,612	14,935,050	
Federal Agencies	3133EMF31	FEDERAL FARM CREDIT BANK	6/2/2021	6/2/2023	0.13	100,000,000	99,938,000	99,953,458	99,572,000	
Federal Agencies	3133EMH96	FEDERAL FARM CREDIT BANK	6/28/2021	6/14/2023	0.13	50,000,000	49,867,281	49,894,296	49,744,000	
Federal Agencies	3133EM3S9	FEDERAL FARM CREDIT BANK	8/26/2021	6/26/2023	0.20	50,000,000	49,979,892	49,982,807	49,793,000	
Federal Agencies	3133EMS37	FEDERAL FARM CREDIT BANK	7/14/2021	7/14/2023	0.13	50,000,000	49,927,791	49,941,639	49,725,000	
Federal Agencies	3133EMS37	FEDERAL FARM CREDIT BANK	7/14/2021	7/14/2023	0.13	50,000,000	49,907,253	49,925,040	49,725,000	
Federal Agencies	3133ENEY2	FEDERAL FARM CREDIT BANK	11/24/2021	7/24/2023	0.45	50,000,000	49,996,500	49,996,540	49,956,530	
Federal Agencies	3133EM2E1	FEDERAL FARM CREDIT BANK	8/10/2021	8/10/2023	0.16	50,000,000	49,970,000	49,974,644	49,710,500	
Federal Agencies	3133EM6N7	FEDERAL FARM CREDIT BANK	9/27/2021	9/27/2023	0.17	50,000,000	49,950,000	49,954,452	49,722,000	
Federal Agencies	3130AFW94	FEDERAL HOME LOAN BANK	11/12/2021	2/13/2024	2.50	39,010,000	40,889,914	40,610,976	40,624,234	
Federal Agencies	3133ELNE0	FEDERAL FARM CREDIT BANK	3/18/2020	2/14/2024	1.43	20,495,000	20,950,604	20,751,836	20,853,253	
Federal Agencies	3133EMRZ7	FEDERAL FARM CREDIT BANK	2/26/2021	2/26/2024	0.25	5,000,000	4,998,200	4,998,657	4,963,150	
Federal Agencies	3133EMRZ7	FEDERAL FARM CREDIT BANK	2/26/2021	2/26/2024	0.25	5,000,000	4,998,200	4,998,657	4,963,150	
Federal Agencies	3133EMRZ7	FEDERAL FARM CREDIT BANK	2/26/2021	2/26/2024	0.25	100,000,000	99,964,000	99,973,140	99,263,000	
Federal Agencies	3133EMTW2	FEDERAL FARM CREDIT BANK	3/18/2021	3/18/2024	0.30	50,000,000	49,939,500	49,953,742	49,600,500	
Federal Agencies	3133EMTW2	FEDERAL FARM CREDIT BANK	3/18/2021	3/18/2024	0.30	50,000,000	49,939,450	49,953,704	49,600,500	
Federal Agencies	3133EMWV0	FEDERAL FARM CREDIT BANK	5/4/2021	4/22/2024	0.35	16,545,000	16,549,633	16,548,731	16,393,613	
Federal Agencies	3133EMWV0	FEDERAL FARM CREDIT BANK	5/4/2021	4/22/2024	0.35	29,424,000	29,432,239	29,430,635	29,154,770	
Federal Agencies	3133EMWV0	FEDERAL FARM CREDIT BANK	5/4/2021	4/22/2024	0.35	39,000,000	39,010,920	39,008,794	38,643,150	
Federal Agencies	3133EMV25	FEDERAL FARM CREDIT BANK	8/6/2021	7/23/2024	0.45	50,000,000	50,100,125	50,082,052	49,622,500	
Federal Agencies	3133EM5X6	FEDERAL FARM CREDIT BANK	9/23/2021	9/23/2024	0.43	25,000,000	24,974,750	24,976,340	24,708,250	
Federal Agencies	3133EM5X6	FEDERAL FARM CREDIT BANK	9/23/2021	9/23/2024	0.43	50,000,000	49,949,500	49,952,679	49,416,500	
Federal Agencies	3133EM5X6	FEDERAL FARM CREDIT BANK	9/23/2021	9/23/2024	0.43	50,000,000	49,949,500	49,952,679	49,416,500	
Federal Agencies	3133ENEJ5	FEDERAL FARM CREDIT BANK	11/18/2021	11/18/2024	0.88	10,000,000	9,988,500	9,988,636	10,000,400	
Federal Agencies	3133ENEJ5	FEDERAL FARM CREDIT BANK	11/18/2021	11/18/2024	0.88	10,000,000	9,988,500	9,988,636	10,000,400	
Federal Agencies	3133ENEJ5	FEDERAL FARM CREDIT BANK	11/18/2021	11/18/2024	0.88	50,000,000	49,942,500	49,943,182	50,002,000	
Federal Agencies	3133ELCP7	FEDERAL FARM CREDIT BANK	12/3/2019	12/3/2024	1.63	25,000,000	24,960,000	24,975,961	25,547,000	
Federal Agencies	3135G0X24	FANNIE MAE	4/21/2021	1/7/2025	1.63	39,060,000	40,632,556	40,372,974	39,907,211	
Federal Agencies	3137EAEP0	FREDDIE MAC	2/14/2020	2/12/2025	1.50	5,000,000	4,996,150	4,997,534	5,092,750	
Federal Agencies	3137EAEP0	FREDDIE MAC	2/14/2020	2/12/2025	1.50	5,000,000	4,996,150	4,997,534	5,092,750	
Federal Agencies	3137EAEP0	FREDDIE MAC	2/14/2020	2/12/2025	1.50	5,000,000	4,996,150	4,997,534	5,092,750	
Federal Agencies	3137EAEP0	FREDDIE MAC	2/14/2020	2/12/2025	1.50	15,000,000	14,988,450	14,992,602	15,278,250	
Federal Agencies	3137EAEP0	FREDDIE MAC	2/14/2020	2/12/2025	1.50	50,000,000	49,961,500	49,975,339	50,927,500	
Federal Agencies	3137EAEP0	FREDDIE MAC	4/21/2021	2/12/2025	1.50	53,532,000	55,530,052	55,141,621	54,525,019	
Federal Agencies	3133ELQY3	FEDERAL FARM CREDIT BANK	3/23/2020	3/3/2025	1.21	16,000,000	15,990,720	15,993,896	16,103,360	
Federal Agencies	3133ELQY3	FEDERAL FARM CREDIT BANK	3/23/2020	3/3/2025	1.21	24,000,000	23,964,240	23,976,477	24,155,040	
Federal Agencies	3133EMWT5	FEDERAL FARM CREDIT BANK	4/21/2021	4/21/2025	0.60	50,000,000	49,973,500	49,977,563	49,285,500	
Federal Agencies	3135G03U5	FANNIE MAE	7/12/2021	4/22/2025	0.63	50,000,000	50,108,000	50,096,887	49,407,000	
Federal Agencies	3130AN4A5	FEDERAL HOME LOAN BANK	7/12/2021	6/30/2025	0.70	17,680,000	17,736,694	17,729,277	17,491,354	
Federal Agencies	3135G05X7	FANNIE MAE	3/4/2021	8/25/2025	0.38	25,000,000	24,684,250	24,736,778	24,397,500	
Federal Agencies	3135G05X7	FANNIE MAE	2/25/2021	8/25/2025	0.38	72,500,000	71,862,000	71,970,406	70,752,750	
Federal Agencies	3130A8ZQ9	FEDERAL HOME LOAN BANK	11/2/2021	9/12/2025	1.75	10,295,000	10,600,355	10,569,567	10,564,523	
Federal Agencies	3137EAEX3	FREDDIE MAC	3/4/2021	9/23/2025	0.38	22,600,000	22,295,352	22,345,150	22,015,112	
Federal Agencies	3133ENEG1	FEDERAL FARM CREDIT BANK	11/17/2021	11/17/2025	1.05	39,675,000	39,622,232	39,622,738	39,694,524	

Investment Inventory

Pooled Fund

Type of Investment	CUSIP	Issuer Name	Maturity		Coupon	Par Value	Book Value	Amortized		Market Value
			Settle Date	Date				Book Value	Market Value	
Federal Agencies	3133ENEG1	FEDERAL FARM CREDIT BANK	11/17/2021	11/17/2025	1.05	55,000,000	54,923,000	54,923,738	55,027,065	
Federal Agencies	3133EMZ21	FEDERAL FARM CREDIT BANK	8/9/2021	4/6/2026	0.69	15,500,000	15,458,150	15,460,955	15,230,765	
Federal Agencies	3130ANNM8	FEDERAL HOME LOAN BANK	8/19/2021	7/13/2026	1.05	25,000,000	25,000,000	25,000,000	24,837,250	
Federal Agencies	3130ANNM8	FEDERAL HOME LOAN BANK	8/19/2021	7/13/2026	1.05	25,000,000	25,000,000	25,000,000	24,837,250	
Federal Agencies	3130ANNM8	FEDERAL HOME LOAN BANK	8/19/2021	7/13/2026	1.05	25,000,000	25,000,000	25,000,000	24,837,250	
Federal Agencies	3130ANNM8	FEDERAL HOME LOAN BANK	8/19/2021	7/13/2026	1.05	25,000,000	25,000,000	25,000,000	24,837,250	
Federal Agencies	3130ANMP2	FEDERAL HOME LOAN BANK	8/20/2021	7/27/2026	1.07	25,000,000	25,000,000	25,000,000	24,766,750	
Federal Agencies	3130ANMP2	FEDERAL HOME LOAN BANK	8/20/2021	7/27/2026	1.07	25,000,000	25,000,000	25,000,000	24,766,750	
Federal Agencies	3130ANMP2	FEDERAL HOME LOAN BANK	8/20/2021	7/27/2026	1.07	25,000,000	25,000,000	25,000,000	24,766,750	
Federal Agencies	3130ANTG5	FEDERAL HOME LOAN BANK	9/13/2021	8/10/2026	1.05	25,000,000	25,000,000	25,000,000	24,863,564	
Federal Agencies	3130ANTG5	FEDERAL HOME LOAN BANK	9/13/2021	8/10/2026	1.05	25,000,000	25,000,000	25,000,000	24,863,564	
Federal Agencies	3130ANTG5	FEDERAL HOME LOAN BANK	9/13/2021	8/10/2026	1.05	25,000,000	25,000,000	25,000,000	24,863,564	
Federal Agencies	3130AP6T7	FEDERAL HOME LOAN BANK	10/1/2021	9/3/2026	1.08	25,000,000	25,000,000	25,000,000	24,735,784	
Federal Agencies	3130AP6T7	FEDERAL HOME LOAN BANK	10/1/2021	9/3/2026	1.08	25,000,000	25,000,000	25,000,000	24,735,784	
Federal Agencies	3130AP6T7	FEDERAL HOME LOAN BANK	10/1/2021	9/3/2026	1.08	25,000,000	25,000,000	25,000,000	24,735,784	
Federal Agencies	3130AP6T7	FEDERAL HOME LOAN BANK	10/1/2021	9/3/2026	1.08	25,000,000	25,000,000	25,000,000	24,735,784	
Federal Agencies	3130APPR0	FEDERAL HOME LOAN BANK	11/18/2021	10/19/2026	1.43	25,000,000	25,000,000	25,000,000	24,973,750	
Federal Agencies	3130APPR0	FEDERAL HOME LOAN BANK	11/18/2021	10/19/2026	1.43	25,000,000	25,000,000	25,000,000	24,973,750	
Federal Agencies	3130APPR0	FEDERAL HOME LOAN BANK	11/18/2021	10/19/2026	1.43	25,000,000	25,000,000	25,000,000	24,973,750	
Federal Agencies	3130APPR0	FEDERAL HOME LOAN BANK	11/18/2021	10/19/2026	1.43	25,000,000	25,000,000	25,000,000	24,973,750	
Subtotals					0.83	\$ 4,393,316,000	\$ 4,397,854,073	\$ 4,396,488,499	\$ 4,389,913,556	
Public Time Deposits	PPE82MHI9	BANK OF SAN FRANCISCO	6/7/2021	12/6/2021	0.12	\$ 10,000,000	\$ 10,000,000	\$ 10,000,000	\$ 10,000,000	
Public Time Deposits	PPEE2K8C3	BRIDGE BANK	6/21/2021	12/20/2021	0.08	10,000,000	10,000,000	10,000,000	10,000,000	
Public Time Deposits	PPEB3XSW4	BANK OF SAN FRANCISCO	9/20/2021	3/21/2022	0.09	10,000,000	10,000,000	10,000,000	10,000,000	
Public Time Deposits	PPEE3CH06	BRIDGE BANK	9/20/2021	3/21/2022	0.09	10,000,000	10,000,000	10,000,000	10,000,000	
Subtotals					0.09	\$ 40,000,000	\$ 40,000,000	\$ 40,000,000	\$ 40,000,000	
Negotiable CDs	06367CCF2	BANK OF MONTREAL CHICAGO	3/8/2021	1/3/2022	0.20	\$ 50,000,000	\$ 50,000,000	\$ 50,000,000	\$ 50,007,080	
Negotiable CDs	89114W3L7	TORONTO DOMINION BANK NY	3/8/2021	1/5/2022	0.20	50,000,000	50,000,000	50,000,000	50,007,496	
Negotiable CDs	89114W3B9	TORONTO DOMINION BANK NY	3/4/2021	1/6/2022	0.20	60,000,000	60,000,000	60,000,000	60,009,245	
Negotiable CDs	89114W2B0	TORONTO DOMINION BANK NY	2/18/2021	1/14/2022	0.18	100,000,000	100,000,000	100,000,000	100,016,240	
Negotiable CDs	06367CCQ8	BANK OF MONTREAL CHICAGO	3/11/2021	1/20/2022	0.20	50,000,000	50,000,000	50,000,000	50,010,619	
Negotiable CDs	89114W3W3	TORONTO DOMINION BANK NY	3/11/2021	1/20/2022	0.20	50,000,000	50,000,000	50,000,000	50,010,619	
Negotiable CDs	06367CBA4	BANK OF MONTREAL CHICAGO	2/16/2021	2/14/2022	0.20	75,000,000	75,000,000	75,000,000	75,023,735	
Negotiable CDs	78012UG82	ROYAL BANK OF CANADA NY	2/26/2021	2/16/2022	0.19	50,000,000	50,000,000	50,000,000	50,011,347	
Negotiable CDs	78012UG90	ROYAL BANK OF CANADA NY	2/26/2021	2/22/2022	0.19	60,000,000	60,000,000	60,000,000	60,019,546	
Negotiable CDs	06367CCJ4	BANK OF MONTREAL CHICAGO	3/9/2021	2/28/2022	0.20	50,000,000	50,000,000	50,000,000	50,011,343	
Negotiable CDs	06367CDY0	BANK OF MONTREAL CHICAGO	4/6/2021	2/28/2022	0.20	50,000,000	50,000,000	50,000,000	50,018,740	
Negotiable CDs	78012UH57	ROYAL BANK OF CANADA NY	3/9/2021	2/28/2022	0.15	50,000,000	50,000,000	50,000,000	50,012,780	
Negotiable CDs	06367CBZ9	BANK OF MONTREAL CHICAGO	3/3/2021	3/2/2022	0.15	100,000,000	100,000,000	100,000,000	100,012,680	
Negotiable CDs	89114W3C7	TORONTO DOMINION BANK NY	3/4/2021	3/4/2022	0.21	50,000,000	50,000,000	50,000,000	50,014,337	
Negotiable CDs	78012UJ30	ROYAL BANK OF CANADA NY	3/11/2021	3/11/2022	0.23	50,000,000	50,000,000	50,000,000	50,018,208	
Negotiable CDs	89114W4K8	TORONTO DOMINION BANK NY	3/15/2021	3/15/2022	0.23	50,000,000	50,000,000	50,000,000	50,018,929	
Negotiable CDs	06367CCY1	BANK OF MONTREAL CHICAGO	3/16/2021	3/16/2022	0.17	50,000,000	50,000,000	50,000,000	50,010,008	
Negotiable CDs	78012UH73	ROYAL BANK OF CANADA NY	3/11/2021	3/16/2022	0.22	50,000,000	50,000,000	50,000,000	50,017,638	
Negotiable CDs	78012UK46	ROYAL BANK OF CANADA NY	3/30/2021	3/28/2022	0.23	50,000,000	50,000,000	50,000,000	50,021,273	
Negotiable CDs	89114W5N1	TORONTO DOMINION BANK NY	3/30/2021	3/28/2022	0.22	50,000,000	50,000,000	50,000,000	50,019,636	

Investment Inventory

Pooled Fund

Type of Investment	CUSIP	Issuer Name	Settle Date	Maturity		Coupon	Par Value	Book Value	Amortized	
				Date					Book Value	Market Value
Negotiable CDs	78012UK53	ROYAL BANK OF CANADA NY	4/6/2021	4/6/2022		0.23	50,000,000	50,000,000	50,000,000	50,022,896
Negotiable CDs	89114W6T7	TORONTO DOMINION BANK NY	4/13/2021	4/11/2022		0.22	50,000,000	50,000,000	50,000,000	50,021,966
Negotiable CDs	89114WHS7	TORONTO DOMINION BANK NY	10/12/2021	4/13/2022		0.16	50,000,000	50,000,000	50,000,000	50,011,159
Negotiable CDs	06367CHR1	BANK OF MONTREAL CHICAGO	7/6/2021	5/9/2022		0.17	100,000,000	100,000,000	100,000,000	100,031,066
Negotiable CDs	89114WBD6	TORONTO DOMINION BANK NY	5/25/2021	5/25/2022		0.21	50,000,000	50,000,000	50,000,000	50,026,849
Negotiable CDs	78012UT96	ROYAL BANK OF CANADA NY	9/16/2021	6/17/2022		0.15	100,000,000	100,000,000	100,000,000	99,972,357
Negotiable CDs	78012UX42	ROYAL BANK OF CANADA NY	10/29/2021	6/30/2022		0.20	50,000,000	50,000,000	50,000,000	49,999,990
Negotiable CDs	89114WJ89	TORONTO DOMINION BANK NY	10/19/2021	7/1/2022		0.21	50,000,000	50,000,000	50,000,000	50,002,941
Negotiable CDs	06367CKG1	BANK OF MONTREAL CHICAGO	8/25/2021	7/18/2022		0.18	50,000,000	50,000,000	50,000,000	49,993,589
Negotiable CDs	06367CKN6	BANK OF MONTREAL CHICAGO	8/30/2021	7/18/2022		0.18	50,000,000	50,000,000	50,000,000	49,993,590
Negotiable CDs	06417MSJ5	BANK OF NOVA SCOTIA HOUS	11/2/2021	8/1/2022		0.24	50,000,000	50,000,000	50,000,000	50,013,525
Negotiable CDs	78012UW84	ROYAL BANK OF CANADA NY	10/26/2021	9/26/2022		0.28	50,000,000	50,000,000	50,000,000	50,074,926
Negotiable CDs	78012UW68	ROYAL BANK OF CANADA NY	10/25/2021	10/24/2022		0.30	50,000,000	50,000,000	50,000,000	50,091,015
Negotiable CDs	96130ALC0	WESTPAC BANKING CORP NY	10/27/2021	10/24/2022		0.30	50,000,000	50,000,000	50,000,000	50,091,016
Subtotals						0.20	\$ 1,945,000,000	\$ 1,945,000,000	\$ 1,945,000,000	\$ 1,945,638,374
Commercial Paper	89233HDT8	TOYOTA MOTOR CREDIT CORP	10/28/2021	4/27/2022		0.00	\$ 25,000,000	\$ 24,978,632	\$ 24,982,646	\$ 24,989,792
Commercial Paper	89233HF82	TOYOTA MOTOR CREDIT CORP	11/10/2021	6/8/2022		0.00	50,000,000	49,941,667	49,947,500	49,973,750
Commercial Paper	89233HFE9	TOYOTA MOTOR CREDIT CORP	10/25/2021	6/14/2022		0.00	50,000,000	49,932,333	49,943,125	49,972,917
Commercial Paper	89233HFW9	TOYOTA MOTOR CREDIT CORP	10/19/2021	6/30/2022		0.00	50,000,000	49,932,972	49,944,319	49,970,695
Commercial Paper	89233HFW9	TOYOTA MOTOR CREDIT CORP	11/1/2021	6/30/2022		0.00	50,000,000	49,919,667	49,929,667	49,970,695
Commercial Paper	89233HG16	TOYOTA MOTOR CREDIT CORP	11/19/2021	7/1/2022		0.00	50,000,000	49,925,333	49,929,333	49,970,556
Commercial Paper	89233HH15	TOYOTA MOTOR CREDIT CORP	11/4/2021	8/1/2022		0.00	50,000,000	49,906,250	49,915,625	49,966,250
Subtotals						0.00	\$ 325,000,000	\$ 324,536,854	\$ 324,592,215	\$ 324,814,653
Money Market Funds	09248U718	BLACKROCK LIQ INST GOV FUND	11/30/2021	12/1/2021		0.01	\$ 110,546,359	\$ 110,546,359	\$ 110,546,359	\$ 110,546,359
Money Market Funds	262006208	DREYFUS GOVERN CASH MGMT-I	11/30/2021	12/1/2021		0.03	496,714,418	496,714,418	496,714,418	496,714,418
Money Market Funds	31607A703	FIDELITY INST GOV FUND	11/30/2021	12/1/2021		0.07	116,347,667	116,347,667	116,347,667	116,347,667
Money Market Funds	608919718	FEDERATED GOVERNMENT OBL-PF	11/30/2021	12/1/2021		0.03	551,087,908	551,087,908	551,087,908	551,087,908
Money Market Funds	61747C707	MORGAN STANLEY INST GOVT FUND	11/30/2021	12/1/2021		0.03	32,405,317	32,405,317	32,405,317	32,405,317
Subtotals						0.03	\$ 1,307,101,670	\$ 1,307,101,670	\$ 1,307,101,670	\$ 1,307,101,670
Supranationals	459058JV6	INTL BK RECON & DEVELOP	4/20/2021	4/20/2023		0.13	\$ 100,000,000	\$ 99,793,000	\$ 99,856,801	\$ 99,638,000
Supranationals	459056HV2	INTL BK RECON & DEVELOP	11/2/2021	8/28/2024		1.50	50,000,000	51,117,583	50,956,538	50,948,000
Supranationals	4581X0DZ8	INTER-AMERICAN DEVEL BK	11/4/2021	9/23/2024		0.50	50,000,000	49,623,972	49,605,862	49,470,000
Supranationals	45950VQG4	INTL FINANCE CORP	10/22/2021	9/23/2024		0.44	10,000,000	9,922,244	9,921,748	9,870,100
Supranationals	4581X0CM8	INTER-AMERICAN DEVEL BK	4/26/2021	1/15/2025		2.13	100,000,000	105,676,000	104,761,997	103,736,000
Supranationals	459058JB0	INTL BK RECON & DEVELOP	7/23/2021	4/22/2025		0.63	40,000,000	40,086,000	40,077,771	39,532,400
Supranationals	4581X0DN5	INTER-AMERICAN DEVEL BK	11/1/2021	7/15/2025		0.63	28,900,000	28,572,282	28,527,550	28,483,262
Supranationals	45818WDG8	INTER-AMERICAN DEVEL BK	8/25/2021	2/27/2026		0.82	19,500,000	19,556,907	19,553,521	19,126,965
Subtotals						0.73	\$ 398,400,000	\$ 404,347,989	\$ 403,261,788	\$ 400,804,727
Grand Totals						0.63	\$ 13,433,817,670	\$ 13,477,236,457	\$ 13,460,601,055	\$ 13,423,919,930

Monthly Investment Earnings

Pooled Fund

For month ended November 30, 2021

Type of Investment	CUSIP	Issuer Name	Par Value	Coupon	YTM ¹	Settle Date	Maturity		Amort.	Realized	Earned Income
							Date	Earned Interest	Expense	Gain/(Loss)	/Net Earnings
U.S. Treasuries	9127964W6	TREASURY BILL	0	0	0.1377	11/5/20	11/4/21	0	572.92	0	572.92
U.S. Treasuries	9127964W6	TREASURY BILL	0	0	0.1352	11/5/20	11/4/21	0.00	268.42	0.00	268.42
U.S. Treasuries	9127964W6	TREASURY BILL	0	0	0.035	5/6/21	11/4/21	0	291.66	0	291.66
U.S. Treasuries	912796H69	TREASURY BILL	0	0	0.03	5/20/21	11/18/21	0	1416.7	0	1416.7
U.S. Treasuries	912828U65	US TREASURY	0	1.75	1.8957	12/13/16	11/30/21	138661.20	10996.97	0.00	149658.17
U.S. Treasuries	912828U65	US TREASURY	0	1.75	0.0954	12/14/20	11/30/21	69330.60	-65677.31	0.00	3653.29
U.S. Treasuries	9127965G0	TREASURY BILL	50000000	0	0.0901	12/17/20	12/2/21	0	3750	0	3750
U.S. Treasuries	9127965G0	TREASURY BILL	100000000	0	0.1101	12/3/20	12/2/21	0	9166.65	0	9166.65
U.S. Treasuries	9128285R7	US TREASURY	50000000	2.625	0.1161	12/4/20	12/15/21	107581.97	-103006.57	0	4575.4
U.S. Treasuries	9128285R7	US TREASURY	50000000	2.625	0.1085	12/8/20	12/15/21	107581.97	-103326.61	0	4255.36
U.S. Treasuries	9128285R7	US TREASURY	50000000	2.625	0.1094	12/9/20	12/15/21	107581.97	-103289.25	0	4292.72
U.S. Treasuries	9128285R7	US TREASURY	50000000	2.625	0.1073	12/15/20	12/15/21	107581.97	-103381.85	0	4200.12
U.S. Treasuries	912796A90	TREASURY BILL	50000000	0	0.0902	1/26/21	12/30/21	0.00	3754.16	0.00	3754.16
U.S. Treasuries	912828U81	US TREASURY	50000000	2	1.6095	11/22/19	12/31/21	81521.74	-15675.73	0	65846.01
U.S. Treasuries	912796C31	TREASURY BILL	100000000	0	0.0901	1/28/21	1/27/22	0.00	7500	0.00	7500
U.S. Treasuries	912828Z60	US TREASURY	50000000	1.375	0.104	1/13/21	1/31/22	56046.19	-52168.32	0.00	3877.87
U.S. Treasuries	912828Z60	US TREASURY	50000000	1.375	0.1012	1/15/21	1/31/22	56046.19	-52288.38	0	3757.81
U.S. Treasuries	912796F38	TREASURY BILL	50000000	0	0.058	4/19/21	3/24/22	0.00	2416.66	0.00	2416.66
U.S. Treasuries	912828ZG8	US TREASURY	50000000	0.375	0.0673	4/8/21	3/31/22	15453.29	-12637.87	0.00	2815.42
U.S. Treasuries	912796G45	TREASURY BILL	100000000	0	0.065	4/22/21	4/21/22	0.00	5416.65	0.00	5416.65
U.S. Treasuries	912796H44	TREASURY BILL	200000000	0	0.055	5/20/21	5/19/22	0	9166.73	0	9166.73
U.S. Treasuries	912828XD7	US TREASURY	50000000	1.875	0.0798	5/13/21	5/31/22	76858.34	-73739.39	0.00	3118.95
U.S. Treasuries	9128286Y1	US TREASURY	50000000	1.75	0.0801	4/8/21	6/15/22	71721.31	-68607.85	0.00	3113.46
U.S. Treasuries	9128286Y1	US TREASURY	50000000	1.75	0.0922	4/28/21	6/15/22	71721.31	-68099.28	0	3622.03
U.S. Treasuries	912828XW5	US TREASURY	25000000	1.75	1.7692	8/15/17	6/30/22	35665.76	378.56	0	36044.32
U.S. Treasuries	912828ZX1	US TREASURY	50000000	0.125	0.107	3/12/21	6/30/22	5095.11	-740.13	0.00	4354.98
U.S. Treasuries	912828ZX1	US TREASURY	50000000	0.125	0.0906	3/31/21	6/30/22	5095.11	-1413.44	0	3681.67
U.S. Treasuries	912828ZX1	US TREASURY	50000000	0.125	0.0837	4/8/21	6/30/22	5095.11	-1700.27	0	3394.84
U.S. Treasuries	912828ZX1	US TREASURY	50000000	0.125	0.0927	4/15/21	6/30/22	5095.11	-1328.66	0	3766.45
U.S. Treasuries	912828ZX1	US TREASURY	50000000	0.125	0.0926	4/16/21	6/30/22	5095.11	-1331.68	0	3763.43
U.S. Treasuries	912828ZX1	US TREASURY	50000000	0.125	0.0924	4/19/21	6/30/22	5095.11	-1340.82	0	3754.29
U.S. Treasuries	912828YA2	US TREASURY	100000000	1.5	0.0988	3/30/21	8/15/22	122282.61	-115323.68	0.00	6958.93
U.S. Treasuries	91282CAG6	US TREASURY	50000000	0.125	0.0974	3/30/21	8/31/22	5179.56	-1128.98	0	4050.58
U.S. Treasuries	912828TY6	US TREASURY	50000000	1.625	0.1236	4/8/21	11/15/22	66821.93	-61493.44	0	5328.49
U.S. Treasuries	912828Z86	US TREASURY	50000000	1.375	0.1371	8/17/21	2/15/23	56046.19	-50666.99	0.00	5379.2
U.S. Treasuries	912828ZD5	US TREASURY	50000000	0.5	0.162	3/18/21	3/15/23	20718.24	-13862.63	0.00	6855.61
U.S. Treasuries	91282CBU4	US TREASURY	50000000	0.125	0.1537	5/4/21	3/31/23	5151.09	1178.61	0.00	6329.7
U.S. Treasuries	912828ZU7	US TREASURY	50000000	0.25	0.1911	3/12/21	6/15/23	10245.90	-2414.77	0.00	7831.13
U.S. Treasuries	912828ZU7	US TREASURY	50000000	0.25	0.1837	4/8/21	6/15/23	10245.9	-2716.75	0	7529.15
U.S. Treasuries	912828ZU7	US TREASURY	50000000	0.25	0.252	6/24/21	6/15/23	10245.90	81.26	0.00	10327.16
U.S. Treasuries	912828S35	US TREASURY	50000000	1.375	1.6093	1/9/20	6/30/23	56046.19	9334.34	0	65380.53
U.S. Treasuries	912828S35	US TREASURY	50000000	1.375	0.2422	6/24/21	6/30/23	56046.19	-46413.26	0.00	9632.93
U.S. Treasuries	91282CCK5	US TREASURY	50000000	0.125	0.2602	6/30/21	6/30/23	5095.11	5538.32	0	10633.43
U.S. Treasuries	912828S92	US TREASURY	50000000	1.25	0.2011	4/1/21	7/31/23	50951.09	-43033.02	0.00	7918.07
U.S. Treasuries	912828S92	US TREASURY	50000000	1.25	0.2027	4/1/21	7/31/23	50951.09	-42964.16	0	7986.93
U.S. Treasuries	91282CAK7	US TREASURY	50000000	0.125	0.2333	8/10/21	9/15/23	5179.56	4436.6	0.00	9616.16
U.S. Treasuries	912828WE6	US TREASURY	50000000	2.75	1.7091	12/17/19	11/15/23	113083.26	-41167.34	0.00	71915.92
U.S. Treasuries	91282CBA8	US TREASURY	50000000	0.125	0.2954	3/19/21	12/15/23	5122.95	6965.69	0	12088.64
U.S. Treasuries	9128285Z9	US TREASURY	50000000	2.5	0.3278	10/4/21	1/31/24	101902.17	-88753.31	0.00	13148.86
U.S. Treasuries	91282CCC3	US TREASURY	50000000	0.25	0.4475	7/2/21	5/15/24	10280.29	8051.04	0	18331.33
U.S. Treasuries	912828XT2	US TREASURY	50000000	2	0.4283	7/6/21	5/31/24	81982.22	-64066.19	0	17916.03
U.S. Treasuries	91282CCL3	US TREASURY	50000000	0.375	0.3763	8/6/21	7/15/24	15285.32	54.56	0	15339.88
U.S. Treasuries	91282CCL3	US TREASURY	50000000	0.375	0.4018	8/9/21	7/15/24	15285.33	1094.18	0	16379.51

Monthly Investment Earnings

Pooled Fund

Type of Investment	CUSIP	Issuer Name	Par Value	Coupon	YTM ¹	Settle Date	Maturity		Amort.	Realized	Earned Income
							Date	Expense			
U.S. Treasuries	912828Y87	US TREASURY	50000000	1.75	0.4154	3/30/21	7/31/24	71331.52	-54411.92	0.00	16919.6
U.S. Treasuries	91282CCT6	US TREASURY	50000000	0.375	0.4439	8/25/21	8/15/24	15285.33	2805.59	0.00	18090.92
U.S. Treasuries	912828YM6	US TREASURY	50000000	1.5	0.5038	4/15/21	10/31/24	62154.70	-40450.05	0.00	21704.65
U.S. Treasuries	912828G38	US TREASURY	50000000	2.25	0.5162	3/9/21	11/15/24	92522.67	-70382.1	0.00	22140.57
U.S. Treasuries	912828G38	US TREASURY	50000000	2.25	0.4762	3/12/21	11/15/24	92522.67	-72065.08	0	20457.59
U.S. Treasuries	912828Y0	US TREASURY	50000000	1.75	0.5625	3/15/21	12/31/24	71331.52	-48159.25	0	23172.27
U.S. Treasuries	912828Z52	US TREASURY	50000000	1.375	0.5756	3/30/21	1/31/25	56046.19	-32408.24	0.00	23637.95
U.S. Treasuries	912828Z52	US TREASURY	50000000	1.375	0.5707	4/15/21	1/31/25	56046.19	-32613.11	0	23433.08
U.S. Treasuries	912828ZC7	US TREASURY	50000000	1.125	0.607	3/15/21	2/28/25	46616.02	-20990.02	0	25626
U.S. Treasuries	912828ZC7	US TREASURY	50000000	1.125	0.6083	3/31/21	2/28/25	46616.02	-20938.05	0	25677.97
U.S. Treasuries	912828ZF0	US TREASURY	50000000	0.5	0.613	4/15/21	3/31/25	20604.40	4578.9	0.00	25183.3
U.S. Treasuries	912828ZF0	US TREASURY	50000000	0.5	0.5822	4/19/21	3/31/25	20604.40	3331.96	0.00	23936.36
U.S. Treasuries	912828ZL7	US TREASURY	50000000	0.375	0.5722	5/18/21	4/30/25	15538.67	7999.29	0	23537.96
U.S. Treasuries	912828XB1	US TREASURY	50000000	2.125	0.5666	9/2/21	5/15/25	87382.52	-63277.78	0.00	24104.74
U.S. Treasuries	912828ZW3	US TREASURY	50000000	0.25	0.6546	3/8/21	6/30/25	10190.21	16369.05	0	26559.26
U.S. Treasuries	912828ZW3	US TREASURY	50000000	0.25	0.7014	3/9/21	6/30/25	10190.21	18240.75	0.00	28430.96
U.S. Treasuries	912828ZW3	US TREASURY	50000000	0.25	0.6025	5/12/21	6/30/25	10190.21	14279.81	0	24470.02
U.S. Treasuries	912828ZW3	US TREASURY	50000000	0.25	0.6511	5/13/21	6/30/25	10190.21	16230.74	0	26420.95
U.S. Treasuries	912828ZW3	US TREASURY	50000000	0.25	0.6175	5/18/21	6/30/25	10190.21	14882.19	0.00	25072.4
U.S. Treasuries	912828ZW3	US TREASURY	50000000	0.25	0.6022	7/12/21	6/30/25	10190.22	14274.39	0.00	24464.61
U.S. Treasuries	912828ZW3	US TREASURY	50000000	0.25	0.5091	8/5/21	6/30/25	10190.22	10526.32	0	20716.54
U.S. Treasuries	912828ZW3	US TREASURY	50000000	0.25	0.5583	8/6/21	6/30/25	10190.22	12508.77	0.00	22698.99
U.S. Treasuries	91282CAB7	US TREASURY	50000000	0.25	0.5246	8/5/21	7/31/25	10190.22	11147.3	0	21337.52
U.S. Treasuries	91282CAB7	US TREASURY	50000000	0.25	0.5738	8/6/21	7/31/25	10190.22	13128.22	0	23318.44
U.S. Treasuries	91282CAM3	US TREASURY	50000000	0.25	0.6628	5/12/21	9/30/25	10302.2	16678.38	0	26980.58
U.S. Treasuries	91282CAM3	US TREASURY	50000000	0.25	0.5987	7/26/21	9/30/25	10302.2	14120.82	0	24423.02
U.S. Treasuries	91282CAT8	US TREASURY	50000000	0.25	0.5542	2/25/21	10/31/25	10359.12	12308.46	0	22667.58
U.S. Treasuries	91282CAT8	US TREASURY	50000000	0.25	0.6521	3/2/21	10/31/25	10359.12	16230.19	0	26589.31
U.S. Treasuries	91282CAT8	US TREASURY	50000000	0.25	0.6655	3/4/21	10/31/25	10359.12	16765.67	0	27124.79
U.S. Treasuries	91282CBC4	US TREASURY	50000000	0.375	0.6036	2/25/21	12/31/25	15285.32	9235.96	0.00	24521.28
U.S. Treasuries	91282CBC4	US TREASURY	50000000	0.375	0.6814	2/26/21	12/31/25	15285.32	12354.7	0	27640.02
U.S. Treasuries	91282CBW0	US TREASURY	50000000	0.75	0.8929	6/28/21	4/30/26	31077.35	5736.68	0	36814.03
U.S. Treasuries	91282CBW0	US TREASURY	50000000	0.75	0.8642	7/2/21	4/30/26	31077.35	4586.47	0.00	35663.82
U.S. Treasuries	912828R36	US TREASURY	50000000	1.625	0.6924	7/23/21	5/15/26	66821.93	-37617.39	0	29204.54
U.S. Treasuries	912828R36	US TREASURY	50000000	1.625	0.8064	8/27/21	5/15/26	66821.92	-32937.72	0	33884.2
U.S. Treasuries	91282CCJ8	US TREASURY	50000000	0.875	0.9031	7/2/21	6/30/26	35665.76	1124.33	0	36790.09
U.S. Treasuries	91282CCJ8	US TREASURY	50000000	0.875	0.846	7/14/21	6/30/26	35665.76	-1164.11	0.00	34501.65
U.S. Treasuries	91282CCJ8	US TREASURY	50000000	0.875	0.7322	7/22/21	6/30/26	35665.76	-5748.94	0.00	29916.82
U.S. Treasuries	91282CCJ8	US TREASURY	50000000	0.875	0.7395	7/22/21	6/30/26	35665.76	-5456.63	0.00	30209.13
U.S. Treasuries	91282CCJ8	US TREASURY	50000000	0.875	0.706	8/6/21	6/30/26	35665.76	-6812.46	0.00	28853.3
U.S. Treasuries	91282CCJ8	US TREASURY	50000000	0.875	0.7746	8/10/21	6/30/26	35665.76	-4037.55	0	31628.21
U.S. Treasuries	91282CCJ8	US TREASURY	50000000	0.875	0.9018	9/24/21	6/30/26	35665.76	1077.59	0	36743.35
U.S. Treasuries	91282CCJ8	US TREASURY	50000000	0.875	1.0521	10/14/21	6/30/26	35665.76	7085.76	0.00	42751.52
U.S. Treasuries	91282CCW9	US TREASURY	50000000	0.75	0.9797	9/28/21	8/31/26	31077.35	9189.9	0	40267.25
U.S. Treasuries	91282CCZ2	US TREASURY	50000000	0.875	1.0032	10/8/21	9/30/26	36057.7	5124.53	0	41182.23
U.S. Treasuries	91282CCZ2	US TREASURY	50000000	0.875	1.0105	10/8/21	9/30/26	36057.7	5414.61	0	41472.31
U.S. Treasuries	91282CCZ2	US TREASURY	50000000	0.875	1.1593	10/19/21	9/30/26	36057.69	11316.67	0	47374.36
Subtotals			\$ 5,025,000,000					\$ 3,567,205	\$ (1,552,744)	\$ -	\$ 2,014,461
Federal Agencies	3133EJT74	FEDERAL FARM CREDIT BANK	\$ -	3.05	3.09	11/15/18	11/15/21	\$ 59,306	\$ 639	\$ -	\$ 59,944
Federal Agencies	313385PJ9	FED HOME LN DISCOUNT NT	-	0.00	0.03	11/15/21	11/17/21	-	63	-	63
Federal Agencies	313589PJ6	FANNIE DISCOUNT NOTE	-	0.00	0.03	11/15/21	11/17/21	-	31	-	31
Federal Agencies	3130AHJY0	FEDERAL HOME LOAN BANK	-	1.63	1.71	11/8/19	11/19/21	13,813	705	-	14,518
Federal Agencies	3130AHJY0	FEDERAL HOME LOAN BANK	-	1.63	1.71	11/8/19	11/19/21	40,625	2,074	-	42,699

Monthly Investment Earnings

Pooled Fund

Type of Investment	CUSIP	Issuer Name	Par Value	Coupon	YTM ¹	Settle Date	Maturity		Earned Interest	Amort.	Realized	Earned Income
							Date	Date		Expense	Gain/(Loss)	/Net Earnings
Federal Agencies	3130AHJY0	FEDERAL HOME LOAN BANK	-	1.63	1.71	11/8/19	11/19/21	20,313	1,037	-	-	21,350
Federal Agencies	3130AHJY0	FEDERAL HOME LOAN BANK	-	1.63	1.71	11/8/19	11/19/21	20,313	1,037	-	-	21,350
Federal Agencies	3130AHJY0	FEDERAL HOME LOAN BANK	-	1.63	1.71	11/8/19	11/19/21	36,563	1,867	-	-	38,429
Federal Agencies	313313QA9	FED FARM CRD DISCOUNT NT	15,000,000	0.00	0.10	12/22/20	12/3/21	-	1,250	-	-	1,250
Federal Agencies	313313QL5	FED FARM CRD DISCOUNT NT	50,000,000	0.00	0.11	12/30/20	12/13/21	-	4,583	-	-	4,583
Federal Agencies	3133EJ3B3	FEDERAL FARM CREDIT BANK	19,000,000	2.80	0.74	3/19/20	12/17/21	44,333	(31,868)	-	-	12,465
Federal Agencies	3133EJ3B3	FEDERAL FARM CREDIT BANK	25,000,000	2.80	2.84	12/17/18	12/17/21	58,333	705	-	-	59,038
Federal Agencies	3133EJ3B3	FEDERAL FARM CREDIT BANK	25,000,000	2.80	2.84	12/17/18	12/17/21	58,333	705	-	-	59,038
Federal Agencies	3133EJ3B3	FEDERAL FARM CREDIT BANK	25,000,000	2.80	2.85	12/17/18	12/17/21	58,333	979	-	-	59,312
Federal Agencies	3130AHSR5	FEDERAL HOME LOAN BANK	22,500,000	1.63	1.68	12/20/19	12/20/21	30,469	997	-	-	31,466
Federal Agencies	3133EMLW0	FEDERAL FARM CREDIT BANK	62,500,000	0.09	0.11	1/20/21	12/29/21	4,688	834	-	-	5,522
Federal Agencies	313313RK6	FED FARM CRD DISCOUNT NT	50,000,000	0.00	0.06	3/30/21	1/5/22	-	2,500	-	-	2,500
Federal Agencies	3133ELTN4	FEDERAL FARM CREDIT BANK	50,000,000	0.53	0.99	3/18/20	1/18/22	22,083	5,075	-	-	27,158
Federal Agencies	3133ELTN4	FEDERAL FARM CREDIT BANK	63,450,000	0.53	0.67	3/23/20	1/18/22	28,024	7,231	-	-	35,255
Federal Agencies	3133ELKN3	FEDERAL FARM CREDIT BANK	100,000,000	1.55	1.55	1/28/20	1/28/22	129,167	328	-	-	129,495
Federal Agencies	3130AMEN8	FEDERAL HOME LOAN BANK	100,000,000	0.05	0.05	5/4/21	2/1/22	3,750	582	-	-	4,332
Federal Agencies	3130AMEN8	FEDERAL HOME LOAN BANK	100,000,000	0.05	0.05	5/6/21	2/1/22	3,750	499	-	-	4,249
Federal Agencies	3133EKAK2	FEDERAL FARM CREDIT BANK	20,700,000	2.53	2.56	2/19/19	2/14/22	43,643	478	-	-	44,121
Federal Agencies	3133EKBV7	FEDERAL FARM CREDIT BANK	10,000,000	2.55	2.56	3/1/19	3/1/22	21,250	77	-	-	21,327
Federal Agencies	313378WG2	FEDERAL HOME LOAN BANK	17,780,000	2.50	2.36	4/5/19	3/11/22	37,042	(1,932)	-	-	35,109
Federal Agencies	313378WG2	FEDERAL HOME LOAN BANK	40,000,000	2.50	2.36	4/5/19	3/11/22	83,333	(4,436)	-	-	78,897
Federal Agencies	3133EKDC7	FEDERAL FARM CREDIT BANK	26,145,000	2.47	2.36	4/8/19	3/14/22	53,815	(2,270)	-	-	51,545
Federal Agencies	3133EKDC7	FEDERAL FARM CREDIT BANK	45,500,000	2.47	2.36	4/8/19	3/14/22	93,654	(3,773)	-	-	89,882
Federal Agencies	3133ELUQ5	FEDERAL FARM CREDIT BANK	25,000,000	0.70	0.70	3/25/20	3/25/22	14,583	41	-	-	14,624
Federal Agencies	3133ELUQ5	FEDERAL FARM CREDIT BANK	25,000,000	0.70	0.71	3/25/20	3/25/22	14,583	288	-	-	14,871
Federal Agencies	3133ELUQ5	FEDERAL FARM CREDIT BANK	25,000,000	0.70	0.71	3/25/20	3/25/22	14,583	164	-	-	14,748
Federal Agencies	3133ELUQ5	FEDERAL FARM CREDIT BANK	25,000,000	0.70	0.73	3/25/20	3/25/22	14,583	688	-	-	15,272
Federal Agencies	3135G0T45	FANNIE MAE	25,000,000	1.88	1.81	6/6/17	4/5/22	39,063	(1,229)	-	-	37,834
Federal Agencies	313313VG0	FED FARM CRD DISCOUNT NT	10,000,000	0.00	0.06	7/9/21	4/8/22	-	500	-	-	500
Federal Agencies	3135G0V59	FANNIE MAE	25,000,000	2.25	2.36	4/12/19	4/12/22	46,875	2,245	-	-	49,120
Federal Agencies	3135G0V59	FANNIE MAE	50,000,000	2.25	2.36	4/12/19	4/12/22	93,750	4,489	-	-	98,239
Federal Agencies	3135G0V59	FANNIE MAE	50,000,000	2.25	2.36	4/12/19	4/12/22	93,750	4,489	-	-	98,239
Federal Agencies	3133EKHB5	FEDERAL FARM CREDIT BANK	50,000,000	2.35	2.37	4/18/19	4/18/22	97,917	835	-	-	98,752
Federal Agencies	3133EMXN7	FEDERAL FARM CREDIT BANK	19,550,000	0.06	0.07	4/28/21	4/27/22	978	135	-	-	1,113
Federal Agencies	3130AMEY4	FEDERAL HOME LOAN BANK	10,000,000	0.06	0.06	5/6/21	5/6/22	500	7	-	-	507
Federal Agencies	3130AMEY4	FEDERAL HOME LOAN BANK	10,000,000	0.06	0.06	5/18/21	5/6/22	500	9	-	-	509
Federal Agencies	313385WL6	FED HOME LN DISCOUNT NT	50,000,000	0.00	0.06	5/6/21	5/6/22	-	2,292	-	-	2,292
Federal Agencies	3130AMGM8	FEDERAL HOME LOAN BANK	50,000,000	0.06	0.06	5/11/21	5/10/22	2,500	138	-	-	2,638
Federal Agencies	3130AMJ37	FEDERAL HOME LOAN BANK	30,000,000	0.06	0.06	5/17/21	5/13/22	1,500	21	-	-	1,521
Federal Agencies	3130AMJ37	FEDERAL HOME LOAN BANK	45,000,000	0.06	0.06	5/13/21	5/13/22	2,250	148	-	-	2,398
Federal Agencies	3133EKLR5	FEDERAL FARM CREDIT BANK	25,000,000	2.25	2.32	5/16/19	5/16/22	46,875	1,389	-	-	48,264
Federal Agencies	3133EKLR5	FEDERAL FARM CREDIT BANK	35,000,000	2.25	2.32	5/16/19	5/16/22	65,625	1,945	-	-	67,570
Federal Agencies	3133EHLY7	FEDERAL FARM CREDIT BANK	50,000,000	1.88	1.85	6/6/17	6/2/22	78,125	(976)	-	-	77,149
Federal Agencies	3133EHLY7	FEDERAL FARM CREDIT BANK	50,000,000	1.88	1.88	6/9/17	6/2/22	78,125	41	-	-	78,166
Federal Agencies	3133EMF64	FEDERAL FARM CREDIT BANK	58,735,000	0.06	0.08	7/7/21	6/9/22	2,937	1,021	-	-	3,958
Federal Agencies	3133ELDK7	FEDERAL FARM CREDIT BANK	20,000,000	1.63	1.63	12/16/19	6/15/22	27,167	35	-	-	27,202
Federal Agencies	3133ELDK7	FEDERAL FARM CREDIT BANK	25,000,000	1.63	1.63	12/16/19	6/15/22	33,958	44	-	-	34,002
Federal Agencies	3133ELDK7	FEDERAL FARM CREDIT BANK	25,000,000	1.63	1.63	12/16/19	6/15/22	33,958	44	-	-	34,002
Federal Agencies	3133EHZP1	FEDERAL FARM CREDIT BANK	25,000,000	1.85	0.69	3/18/20	9/20/22	38,542	(23,540)	-	-	15,002
Federal Agencies	3133ELVL5	FEDERAL FARM CREDIT BANK	40,000,000	0.70	0.71	4/3/20	10/3/22	23,333	329	-	-	23,662
Federal Agencies	3133EMS45	FEDERAL FARM CREDIT BANK	50,000,000	0.11	0.12	7/14/21	12/14/22	4,583	411	-	-	4,995
Federal Agencies	3133EMWK4	FEDERAL FARM CREDIT BANK	60,000,000	0.14	0.15	5/18/21	1/19/23	7,000	619	-	-	7,619
Federal Agencies	3133ELJH8	FEDERAL FARM CREDIT BANK	10,140,000	1.60	0.74	3/25/20	1/23/23	13,520	(7,083)	-	-	6,437
Federal Agencies	3133ENDQ0	FEDERAL FARM CREDIT BANK	50,000,000	0.16	0.32	11/12/21	2/10/23	4,222	4,185	-	-	8,407

Monthly Investment Earnings

Pooled Fund

Type of Investment	CUSIP	Issuer Name	Par Value	Coupon	YTM ¹	Settle Date	Maturity		Amort.	Realized	Earned Income
							Date	Period			
Federal Agencies	3133EMUH3	FEDERAL FARM CREDIT BANK	65,000,000	0.13	0.16	3/31/21	3/23/23	6,771	1,864	-	8,634
Federal Agencies	3133EMVP4	FEDERAL FARM CREDIT BANK	20,000,000	0.13	0.19	4/13/21	4/13/23	2,083	1,085	-	3,168
Federal Agencies	3133EMVP4	FEDERAL FARM CREDIT BANK	25,000,000	0.13	0.19	4/13/21	4/13/23	2,604	1,356	-	3,960
Federal Agencies	3133EMVP4	FEDERAL FARM CREDIT BANK	50,000,000	0.13	0.19	4/13/21	4/13/23	5,208	2,712	-	7,921
Federal Agencies	3133EMXM9	FEDERAL FARM CREDIT BANK	44,500,000	0.13	0.17	5/5/21	4/27/23	4,635	1,569	-	6,205
Federal Agencies	3133EMX4	FEDERAL FARM CREDIT BANK	12,500,000	0.13	0.19	5/10/21	5/10/23	1,302	658	-	1,960
Federal Agencies	3133EMX4	FEDERAL FARM CREDIT BANK	25,000,000	0.13	0.19	5/10/21	5/10/23	2,604	1,315	-	3,919
Federal Agencies	3133EMX4	FEDERAL FARM CREDIT BANK	75,000,000	0.13	0.19	5/10/21	5/10/23	7,813	3,945	-	11,758
Federal Agencies	3130AMRY0	FEDERAL HOME LOAN BANK	15,000,000	0.13	0.17	6/4/21	6/2/23	1,563	569	-	2,131
Federal Agencies	3133EMF31	FEDERAL FARM CREDIT BANK	100,000,000	0.13	0.16	6/2/21	6/2/23	10,417	2,548	-	12,965
Federal Agencies	3133EMH96	FEDERAL FARM CREDIT BANK	50,000,000	0.13	0.26	6/28/21	6/14/23	5,208	5,663	-	10,871
Federal Agencies	3133EM3S9	FEDERAL FARM CREDIT BANK	50,000,000	0.20	0.22	8/26/21	6/26/23	8,333	902	-	9,235
Federal Agencies	3133EMS37	FEDERAL FARM CREDIT BANK	50,000,000	0.13	0.20	7/14/21	7/14/23	5,208	2,968	-	8,176
Federal Agencies	3133EMS37	FEDERAL FARM CREDIT BANK	50,000,000	0.13	0.22	7/14/21	7/14/23	5,208	3,812	-	9,020
Federal Agencies	3133ENEY2	FEDERAL FARM CREDIT BANK	50,000,000	0.45	0.45	11/24/21	7/24/23	4,375	40	-	4,415
Federal Agencies	3133EM2E1	FEDERAL FARM CREDIT BANK	50,000,000	0.16	0.19	8/10/21	8/10/23	6,667	1,233	-	7,900
Federal Agencies	3133EM6N7	FEDERAL FARM CREDIT BANK	50,000,000	0.17	0.22	9/27/21	9/27/23	7,083	2,055	-	9,138
Federal Agencies	3130AFW94	FEDERAL HOME LOAN BANK	39,010,000	2.50	0.62	11/12/21	2/13/24	51,472	(37,834)	-	13,638
Federal Agencies	3133ELNE0	FEDERAL FARM CREDIT BANK	20,495,000	1.43	0.85	3/18/20	2/14/24	24,423	(9,572)	-	14,852
Federal Agencies	3133EMRZ7	FEDERAL FARM CREDIT BANK	5,000,000	0.25	0.26	2/26/21	2/26/24	1,042	49	-	1,091
Federal Agencies	3133EMRZ7	FEDERAL FARM CREDIT BANK	5,000,000	0.25	0.26	2/26/21	2/26/24	1,042	49	-	1,091
Federal Agencies	3133EMRZ7	FEDERAL FARM CREDIT BANK	100,000,000	0.25	0.26	2/26/21	2/26/24	20,833	986	-	21,820
Federal Agencies	3133EMTW2	FEDERAL FARM CREDIT BANK	50,000,000	0.30	0.34	3/18/21	3/18/24	12,500	1,656	-	14,156
Federal Agencies	3133EMTW2	FEDERAL FARM CREDIT BANK	50,000,000	0.30	0.34	3/18/21	3/18/24	12,500	1,657	-	14,157
Federal Agencies	3133EMWV0	FEDERAL FARM CREDIT BANK	16,545,000	0.35	0.34	5/4/21	4/22/24	4,826	(128)	-	4,697
Federal Agencies	3133EMWV0	FEDERAL FARM CREDIT BANK	29,424,000	0.35	0.34	5/4/21	4/22/24	8,582	(228)	-	8,354
Federal Agencies	3133EMWV0	FEDERAL FARM CREDIT BANK	39,000,000	0.35	0.34	5/4/21	4/22/24	11,375	(302)	-	11,073
Federal Agencies	3133EMV25	FEDERAL FARM CREDIT BANK	50,000,000	0.45	0.39	8/6/21	7/23/24	18,750	(2,551)	-	16,199
Federal Agencies	3133EM5X6	FEDERAL FARM CREDIT BANK	25,000,000	0.43	0.46	9/23/21	9/23/24	8,958	691	-	9,649
Federal Agencies	3133EM5X6	FEDERAL FARM CREDIT BANK	50,000,000	0.43	0.46	9/23/21	9/23/24	17,917	1,382	-	19,299
Federal Agencies	3133EM5X6	FEDERAL FARM CREDIT BANK	50,000,000	0.43	0.46	9/23/21	9/23/24	17,917	1,382	-	19,299
Federal Agencies	3133ENEJ5	FEDERAL FARM CREDIT BANK	10,000,000	0.88	0.91	11/18/21	11/18/24	3,160	136	-	3,296
Federal Agencies	3133ENEJ5	FEDERAL FARM CREDIT BANK	10,000,000	0.88	0.91	11/18/21	11/18/24	3,160	136	-	3,296
Federal Agencies	3133ENEJ5	FEDERAL FARM CREDIT BANK	50,000,000	0.88	0.91	11/18/21	11/18/24	15,799	682	-	16,481
Federal Agencies	3133ELCP7	FEDERAL FARM CREDIT BANK	25,000,000	1.63	1.66	12/3/19	12/3/24	33,854	657	-	34,511
Federal Agencies	3135G0X24	FANNIE MAE	39,060,000	1.63	0.53	4/21/21	1/7/25	52,894	(34,765)	-	18,128
Federal Agencies	3137EAEP0	FREDDIE MAC	5,000,000	1.50	1.52	2/14/20	2/12/25	6,250	63	-	6,313
Federal Agencies	3137EAEP0	FREDDIE MAC	5,000,000	1.50	1.52	2/14/20	2/12/25	6,250	63	-	6,313
Federal Agencies	3137EAEP0	FREDDIE MAC	5,000,000	1.50	1.52	2/14/20	2/12/25	6,250	63	-	6,313
Federal Agencies	3137EAEP0	FREDDIE MAC	15,000,000	1.50	1.52	2/14/20	2/12/25	18,750	190	-	18,940
Federal Agencies	3137EAEP0	FREDDIE MAC	50,000,000	1.50	1.52	2/14/20	2/12/25	62,500	633	-	63,133
Federal Agencies	3137EAEP0	FREDDIE MAC	53,532,000	1.50	0.55	4/21/21	2/12/25	66,915	(41,308)	-	25,607
Federal Agencies	3133ELQY3	FEDERAL FARM CREDIT BANK	16,000,000	1.21	1.22	3/23/20	3/3/25	16,133	154	-	16,287
Federal Agencies	3133ELQY3	FEDERAL FARM CREDIT BANK	24,000,000	1.21	1.24	3/23/20	3/3/25	24,200	594	-	24,794
Federal Agencies	3133EMWT5	FEDERAL FARM CREDIT BANK	50,000,000	0.60	0.61	4/21/21	4/21/25	25,000	544	-	25,544
Federal Agencies	3135G03U5	FANNIE MAE	50,000,000	0.63	0.57	7/12/21	4/22/25	26,042	(2,348)	-	23,694
Federal Agencies	3130AN4A5	FEDERAL HOME LOAN BANK	17,680,000	0.70	0.62	7/12/21	6/30/25	10,313	(1,131)	-	9,182
Federal Agencies	3135G05X7	FANNIE MAE	25,000,000	0.38	0.66	3/4/21	8/25/25	7,813	5,794	-	13,606
Federal Agencies	3135G05X7	FANNIE MAE	72,500,000	0.38	0.57	2/25/21	8/25/25	22,656	11,657	-	34,313
Federal Agencies	3130A8ZQ9	FEDERAL HOME LOAN BANK	10,295,000	1.75	1.03	11/2/21	9/12/25	14,513	(5,766)	-	8,747
Federal Agencies	3137EAEX3	FREDDIE MAC	22,600,000	0.38	0.68	3/4/21	9/23/25	7,063	5,492	-	12,555
Federal Agencies	3133ENEG1	FEDERAL FARM CREDIT BANK	39,675,000	1.05	1.08	11/17/21	11/17/25	16,201	506	-	16,706
Federal Agencies	3133ENEG1	FEDERAL FARM CREDIT BANK	55,000,000	1.05	1.09	11/17/21	11/17/25	22,458	738	-	23,196
Federal Agencies	3133EMZ21	FEDERAL FARM CREDIT BANK	15,500,000	0.69	0.75	8/9/21	4/6/26	8,913	738	-	9,651

Monthly Investment Earnings

Pooled Fund

Type of Investment	CUSIP	Issuer Name	Par Value	Coupon	YTM ¹	Settle Date	Maturity		Earned Interest	Amort.	Realized	Earned Income
							Date	Date		Expense	Gain/(Loss)	/Net Earnings
Federal Agencies	3130ANNM8	FEDERAL HOME LOAN BANK	25,000,000	1.05	1.05	8/19/21	7/13/26	21,875	-	-	21,875	
Federal Agencies	3130ANNM8	FEDERAL HOME LOAN BANK	25,000,000	1.05	1.05	8/19/21	7/13/26	21,875	-	-	21,875	
Federal Agencies	3130ANNM8	FEDERAL HOME LOAN BANK	25,000,000	1.05	1.05	8/19/21	7/13/26	21,875	-	-	21,875	
Federal Agencies	3130ANNM8	FEDERAL HOME LOAN BANK	25,000,000	1.05	1.05	8/19/21	7/13/26	21,875	-	-	21,875	
Federal Agencies	3130ANMP2	FEDERAL HOME LOAN BANK	25,000,000	1.07	1.07	8/20/21	7/27/26	22,292	-	-	22,292	
Federal Agencies	3130ANMP2	FEDERAL HOME LOAN BANK	25,000,000	1.07	1.07	8/20/21	7/27/26	22,292	-	-	22,292	
Federal Agencies	3130ANMP2	FEDERAL HOME LOAN BANK	25,000,000	1.07	1.07	8/20/21	7/27/26	22,292	-	-	22,292	
Federal Agencies	3130ANMP2	FEDERAL HOME LOAN BANK	25,000,000	1.07	1.07	8/20/21	7/27/26	22,292	-	-	22,292	
Federal Agencies	3130ANTG5	FEDERAL HOME LOAN BANK	25,000,000	1.05	1.05	9/13/21	8/10/26	21,875	-	-	21,875	
Federal Agencies	3130ANTG5	FEDERAL HOME LOAN BANK	25,000,000	1.05	1.05	9/13/21	8/10/26	21,875	-	-	21,875	
Federal Agencies	3130ANTG5	FEDERAL HOME LOAN BANK	25,000,000	1.05	1.05	9/13/21	8/10/26	21,875	-	-	21,875	
Federal Agencies	3130ANTG5	FEDERAL HOME LOAN BANK	25,000,000	1.05	1.05	9/13/21	8/10/26	21,875	-	-	21,875	
Federal Agencies	3130AP6T7	FEDERAL HOME LOAN BANK	25,000,000	1.08	1.08	10/1/21	9/3/26	22,396	-	-	22,396	
Federal Agencies	3130AP6T7	FEDERAL HOME LOAN BANK	25,000,000	1.08	1.08	10/1/21	9/3/26	22,396	-	-	22,396	
Federal Agencies	3130AP6T7	FEDERAL HOME LOAN BANK	25,000,000	1.08	1.08	10/1/21	9/3/26	22,396	-	-	22,396	
Federal Agencies	3130AP6T7	FEDERAL HOME LOAN BANK	25,000,000	1.08	1.08	10/1/21	9/3/26	22,396	-	-	22,396	
Federal Agencies	3130APPR0	FEDERAL HOME LOAN BANK	25,000,000	1.43	1.43	11/18/21	10/19/26	12,910	-	-	12,910	
Federal Agencies	3130APPR0	FEDERAL HOME LOAN BANK	25,000,000	1.43	1.43	11/18/21	10/19/26	12,910	-	-	12,910	
Federal Agencies	3130APPR0	FEDERAL HOME LOAN BANK	25,000,000	1.43	1.43	11/18/21	10/19/26	12,910	-	-	12,910	
Federal Agencies	3130APPR0	FEDERAL HOME LOAN BANK	25,000,000	1.43	1.43	11/18/21	10/19/26	12,910	-	-	12,910	
Subtotals			\$ 4,393,316,000					\$ 3,042,509	\$ (81,227)	\$ -	\$ 2,961,282	
Public Time Deposits	PPE82MHI9	BANK OF SAN FRANCISCO	\$ 10,000,000	0.07	0.07	6/7/21	12/6/21	\$ 583	\$ -	\$ -	\$ 583	
Public Time Deposits	PPEE2K8C3	BRIDGE BANK	10,000,000	0.08	0.08	6/21/21	12/20/21	658	-	-	658	
Public Time Deposits	PPEB3XSW4	BANK OF SAN FRANCISCO	10,000,000	0.09	0.09	9/20/21	3/21/22	750	-	-	750	
Public Time Deposits	PPEE3CH06	BRIDGE BANK	10,000,000	0.09	0.09	9/20/21	3/21/22	740	-	-	740	
Subtotals			\$ 40,000,000					\$ 2,731	\$ -	\$ -	\$ 2,731	
Negotiable CDs	06367CCF2	BANK OF MONTREAL CHICAGO	\$ 50,000,000	0.20	0.20	3/8/21	1/3/22	\$ 8,333	\$ -	\$ -	\$ 8,333	
Negotiable CDs	89114W3L7	TORONTO DOMINION BANK NY	50,000,000	0.20	0.20	3/8/21	1/5/22	8,333	-	-	8,333	
Negotiable CDs	89114W3B9	TORONTO DOMINION BANK NY	60,000,000	0.20	0.20	3/4/21	1/6/22	10,000	-	-	10,000	
Negotiable CDs	89114W2B0	TORONTO DOMINION BANK NY	100,000,000	0.18	0.18	2/18/21	1/14/22	15,000	-	-	15,000	
Negotiable CDs	06367CCQ8	BANK OF MONTREAL CHICAGO	50,000,000	0.20	0.20	3/11/21	1/20/22	8,333	-	-	8,333	
Negotiable CDs	89114W3W3	TORONTO DOMINION BANK NY	50,000,000	0.20	0.20	3/11/21	1/20/22	8,333	-	-	8,333	
Negotiable CDs	06367CBA4	BANK OF MONTREAL CHICAGO	75,000,000	0.20	0.20	2/16/21	2/14/22	12,500	-	-	12,500	
Negotiable CDs	78012UG82	ROYAL BANK OF CANADA NY	50,000,000	0.19	0.19	2/26/21	2/16/22	7,078	-	-	7,078	
Negotiable CDs	78012UG90	ROYAL BANK OF CANADA NY	60,000,000	0.19	0.19	2/26/21	2/22/22	8,471	-	-	8,471	
Negotiable CDs	06367CCJ4	BANK OF MONTREAL CHICAGO	50,000,000	0.20	0.20	3/9/21	2/28/22	6,017	-	-	6,017	
Negotiable CDs	06367CDY0	BANK OF MONTREAL CHICAGO	50,000,000	0.20	0.20	4/6/21	2/28/22	8,333	-	-	8,333	
Negotiable CDs	78012UH57	ROYAL BANK OF CANADA NY	50,000,000	0.15	0.15	3/9/21	2/28/22	6,344	-	-	6,344	
Negotiable CDs	06367CBZ9	BANK OF MONTREAL CHICAGO	100,000,000	0.15	0.15	3/3/21	3/2/22	12,469	-	-	12,469	
Negotiable CDs	89114W3C7	TORONTO DOMINION BANK NY	50,000,000	0.21	0.21	3/4/21	3/4/22	8,750	-	-	8,750	
Negotiable CDs	78012UJ30	ROYAL BANK OF CANADA NY	50,000,000	0.23	0.23	3/11/21	3/11/22	9,583	-	-	9,583	
Negotiable CDs	89114W4K8	TORONTO DOMINION BANK NY	50,000,000	0.23	0.23	3/15/21	3/15/22	9,583	-	-	9,583	
Negotiable CDs	06367CCY1	BANK OF MONTREAL CHICAGO	50,000,000	0.17	0.17	3/16/21	3/16/22	7,000	-	-	7,000	
Negotiable CDs	78012UH73	ROYAL BANK OF CANADA NY	50,000,000	0.22	0.22	3/11/21	3/16/22	9,167	-	-	9,167	
Negotiable CDs	78012UK46	ROYAL BANK OF CANADA NY	50,000,000	0.23	0.23	3/30/21	3/28/22	9,583	-	-	9,583	
Negotiable CDs	89114W5N1	TORONTO DOMINION BANK NY	50,000,000	0.22	0.22	3/30/21	3/28/22	9,167	-	-	9,167	
Negotiable CDs	78012UK53	ROYAL BANK OF CANADA NY	50,000,000	0.23	0.23	4/6/21	4/6/22	9,583	-	-	9,583	
Negotiable CDs	89114W6T7	TORONTO DOMINION BANK NY	50,000,000	0.22	0.22	4/13/21	4/11/22	9,167	-	-	9,167	
Negotiable CDs	89114WHS7	TORONTO DOMINION BANK NY	50,000,000	0.16	0.16	10/12/21	4/13/22	6,667	-	-	6,667	
Negotiable CDs	06367CHR1	BANK OF MONTREAL CHICAGO	100,000,000	0.17	0.17	7/6/21	5/9/22	14,167	-	-	14,167	
Negotiable CDs	89114WBD6	TORONTO DOMINION BANK NY	50,000,000	0.21	0.21	5/25/21	5/25/22	8,750	-	-	8,750	
Negotiable CDs	78012UT96	ROYAL BANK OF CANADA NY	100,000,000	0.15	0.15	9/16/21	6/17/22	12,500	-	-	12,500	

Monthly Investment Earnings

Pooled Fund

Type of Investment	CUSIP	Issuer Name	Par Value	Coupon	YTM ¹	Settle Date	Maturity		Earned Interest	Amort.	Realized	Earned Income
							Date	Date		Expense	Gain/(Loss)	/Net Earnings
Negotiable CDs	78012UX42	ROYAL BANK OF CANADA NY	50,000,000	0.20	0.20	10/29/21	6/30/22	8,333	-	-	8,333	
Negotiable CDs	89114WJ89	TORONTO DOMINION BANK NY	50,000,000	0.21	0.21	10/19/21	7/1/22	8,750	-	-	8,750	
Negotiable CDs	06367CKG1	BANK OF MONTREAL CHICAGO	50,000,000	0.18	0.18	8/25/21	7/18/22	7,500	-	-	7,500	
Negotiable CDs	06367CKN6	BANK OF MONTREAL CHICAGO	50,000,000	0.18	0.18	8/30/21	7/18/22	7,500	-	-	7,500	
Negotiable CDs	06417MSJ5	BANK OF NOVA SCOTIA HOUS	50,000,000	0.24	0.24	11/2/21	8/1/22	9,667	-	-	9,667	
Negotiable CDs	78012UW84	ROYAL BANK OF CANADA NY	50,000,000	0.28	0.28	10/26/21	9/26/22	11,667	-	-	11,667	
Negotiable CDs	78012UW68	ROYAL BANK OF CANADA NY	50,000,000	0.30	0.30	10/25/21	10/24/22	12,500	-	-	12,500	
Negotiable CDs	96130ALC0	WESTPAC BANKING CORP NY	50,000,000	0.30	0.30	10/27/21	10/24/22	12,500	-	-	12,500	
Subtotals			\$ 1,945,000,000					\$ 321,629	\$ -	\$ -	\$ 321,629	
Commercial Paper	89233HDT8	TOYOTA MOTOR CREDIT CORP	\$ 25,000,000	0.00	0.17	10/28/21	4/27/22	-	\$ 3,542	\$ -	\$ 3,542	
Commercial Paper	89233HF82	TOYOTA MOTOR CREDIT CORP	50,000,000	0.00	0.20	11/10/21	6/8/22	-	5,833	-	5,833	
Commercial Paper	89233HFE9	TOYOTA MOTOR CREDIT CORP	50,000,000	0.00	0.21	10/25/21	6/14/22	-	8,750	-	8,750	
Commercial Paper	89233HFW9	TOYOTA MOTOR CREDIT CORP	50,000,000	0.00	0.19	10/19/21	6/30/22	-	7,917	-	7,917	
Commercial Paper	89233HFW9	TOYOTA MOTOR CREDIT CORP	50,000,000	0.00	0.24	11/1/21	6/30/22	-	10,000	-	10,000	
Commercial Paper	89233HG16	TOYOTA MOTOR CREDIT CORP	50,000,000	0.00	0.24	11/19/21	7/1/22	-	4,000	-	4,000	
Commercial Paper	89233HH15	TOYOTA MOTOR CREDIT CORP	50,000,000	0.00	0.25	11/4/21	8/1/22	-	9,375	-	9,375	
Subtotals			\$ 325,000,000					\$ -	\$ 49,417	\$ -	\$ 49,417	
Money Market Funds	09248U718	BLACKROCK LIQ INST GOV FUND	\$ 110,546,359	0.01	0.01	11/30/21	12/1/21	\$ 58	\$ -	\$ -	\$ 58	
Money Market Funds	262006208	DREYFUS GOVERN CASH MGMT-I	496,714,418	0.03	0.03	11/30/21	12/1/21	6,578	-	-	6,578	
Money Market Funds	31607A703	FIDELITY INST GOV FUND	116,347,667	0.07	0.07	11/30/21	12/1/21	1,373	-	-	1,373	
Money Market Funds	608919718	FEDERATED GOVERNMENT OBL-PRM	551,087,908	0.03	0.03	11/30/21	12/1/21	5,184	-	-	5,184	
Money Market Funds	61747C707	MORGAN STANLEY INST GOVT FUND	32,405,317	0.03	0.03	11/30/21	12/1/21	692	-	-	692	
Subtotals			\$ 1,307,101,670					\$ 13,885	\$ -	\$ -	\$ 13,885	
Supranationals	459058JV6	INTL BK RECON & DEVELOP	\$ 100,000,000	0.13	0.26	4/20/21	4/20/23	\$ 10,500	\$ 8,507	\$ -	\$ 19,007	
Supranationals	459056HV2	INTL BK RECON & DEVELOP	50,000,000	1.50	0.79	11/2/21	8/28/24	60,417	(27,712)	-	32,705	
Supranationals	4581X0DZ8	INTER-AMERICAN DEVEL BK	50,000,000	0.50	0.78	11/4/21	9/23/24	18,750	10,362	-	29,112	
Supranationals	45950VQG4	INTL FINANCE CORP	10,000,000	0.44	0.72	10/22/21	9/23/24	3,667	2,286	-	5,953	
Supranationals	4581X0CM8	INTER-AMERICAN DEVEL BK	100,000,000	2.13	0.58	4/26/21	1/15/25	177,083	(125,206)	-	51,877	
Supranationals	459058JB0	INTL BK RECON & DEVELOP	40,000,000	0.63	0.56	7/23/21	4/22/25	20,867	(1,885)	-	18,982	
Supranationals	4581X0DN5	INTER-AMERICAN DEVEL BK	28,900,000	0.63	0.99	11/1/21	7/15/25	15,052	8,452	-	23,504	
Supranationals	45818WDG8	INTER-AMERICAN DEVEL BK	19,500,000	0.82	0.75	8/25/21	2/27/26	13,325	(1,037)	-	12,288	
Subtotals			\$ 398,400,000					\$ 319,660	\$ (126,232)	\$ -	\$ 193,428	
Grand Totals			\$ 13,433,817,670					\$ 7,267,619	\$ (1,710,786)	\$ -	\$ 5,556,832	

¹ Yield to maturity is calculated at purchase

Investment Transactions

Pooled Fund

For month ended November 30, 2021

Transaction	Settle Date	Maturity	Type of Investment	Issuer Name	CUSIP	Par Value	Coupon	YTM	Price	Interest	Transaction
Purchase	11/1/21	7/15/25	Supranationals	INTER-AMERICAN DEVEL BK	4581X0DN5	\$ 28,900,000	0.63	0.99	\$ 98.68	\$ 53,184	\$ 28,572,282
Purchase	11/1/21	6/30/22	Commercial Paper	TOYOTA MOTOR CREDIT CORP	89233HFW9	50,000,000	0.00	0.24	99.84	-	49,919,667
Purchase	11/2/21	8/1/22	Negotiable CDs	BANK OF NOVA SCOTIA HOUS	06417MSJ5	50,000,000	0.24	0.24	100.00	-	50,000,000
Purchase	11/2/21	9/12/25	Federal Agencies	FEDERAL HOME LOAN BANK	3130A8ZQ9	10,295,000	1.75	1.03	102.72	25,023	10,600,355
Purchase	11/2/21	8/28/24	Supranationals	INTL BK RECON & DEVELOP	459056HV2	50,000,000	1.50	0.79	101.97	133,333	51,117,583
Purchase	11/3/21	12/1/21	Money Market Funds	DREYFUS GOVERN CASH MGMT	262006208	27,000,000	0.03	0.03	100.00	-	27,000,000
Purchase	11/4/21	12/1/21	Money Market Funds	DREYFUS GOVERN CASH MGMT	262006208	91,000,000	0.03	0.03	100.00	-	91,000,000
Purchase	11/4/21	9/23/24	Supranationals	INTER-AMERICAN DEVEL BK	4581X0DZ8	50,000,000	0.50	0.78	99.19	28,472	49,623,972
Purchase	11/4/21	8/1/22	Commercial Paper	TOYOTA MOTOR CREDIT CORP	89233HH15	50,000,000	0.00	0.25	99.81	-	49,906,250
Purchase	11/9/21	12/1/21	Money Market Funds	DREYFUS GOVERN CASH MGMT	262006208	18,000,000	0.03	0.03	100.00	-	18,000,000
Purchase	11/10/21	6/8/22	Commercial Paper	TOYOTA MOTOR CREDIT CORP	89233HF82	50,000,000	0.00	0.20	99.88	-	49,941,667
Purchase	11/12/21	2/13/24	Federal Agencies	FEDERAL HOME LOAN BANK	3130AFW94	39,010,000	2.50	0.62	104.20	241,103	40,889,914
Purchase	11/12/21	2/10/23	Federal Agencies	FEDERAL FARM CREDIT BANK	3133ENDQ0	50,000,000	0.16	0.32	99.80	444	49,900,233
Purchase	11/12/21	12/1/21	Money Market Funds	FEDERATED GOVERNMENT OBL	608919718	22,000,000	0.03	0.03	100.00	-	22,000,000
Purchase	11/15/21	11/17/21	Federal Agencies	FED HOME LN DISCOUNT NT	313385PJ9	37,865,000	0.00	0.03	100.00	-	37,864,937
Purchase	11/15/21	11/17/21	Federal Agencies	FANNIE DISCOUNT NOTE	313589PJ6	18,376,000	0.00	0.03	100.00	-	18,375,969
Purchase	11/15/21	12/1/21	Money Market Funds	FEDERATED GOVERNMENT OBL	608919718	41,000,000	0.03	0.03	100.00	-	41,000,000
Purchase	11/16/21	12/1/21	Money Market Funds	FEDERATED GOVERNMENT OBL	608919718	49,000,000	0.03	0.03	100.00	-	49,000,000
Purchase	11/17/21	11/17/25	Federal Agencies	FEDERAL FARM CREDIT BANK	3133ENEG1	39,675,000	1.05	1.08	99.87	-	39,622,232
Purchase	11/17/21	11/17/25	Federal Agencies	FEDERAL FARM CREDIT BANK	3133ENEG1	55,000,000	1.05	1.09	99.86	-	54,923,000
Purchase	11/18/21	10/19/26	Federal Agencies	FEDERAL HOME LOAN BANK	3130APPR0	25,000,000	1.43	1.43	100.00	-	25,000,000
Purchase	11/18/21	10/19/26	Federal Agencies	FEDERAL HOME LOAN BANK	3130APPR0	25,000,000	1.43	1.43	100.00	-	25,000,000
Purchase	11/18/21	10/19/26	Federal Agencies	FEDERAL HOME LOAN BANK	3130APPR0	25,000,000	1.43	1.43	100.00	-	25,000,000
Purchase	11/18/21	11/18/24	Federal Agencies	FEDERAL FARM CREDIT BANK	3133ENEJ5	10,000,000	0.88	0.91	99.89	-	9,988,500
Purchase	11/18/21	11/18/24	Federal Agencies	FEDERAL FARM CREDIT BANK	3133ENEJ5	10,000,000	0.88	0.91	99.89	-	9,988,500
Purchase	11/18/21	11/18/24	Federal Agencies	FEDERAL FARM CREDIT BANK	3133ENEJ5	50,000,000	0.88	0.91	99.89	-	49,942,500
Purchase	11/19/21	12/1/21	Money Market Funds	DREYFUS GOVERN CASH MGMT	262006208	46,000,000	0.03	0.03	100.00	-	46,000,000
Purchase	11/19/21	12/1/21	Money Market Funds	FEDERATED GOVERNMENT OBL	608919718	80,000,000	0.03	0.03	100.00	-	80,000,000
Purchase	11/19/21	7/1/22	Commercial Paper	TOYOTA MOTOR CREDIT CORP	89233HG16	50,000,000	0.00	0.24	99.85	-	49,925,333
Purchase	11/23/21	12/1/21	Money Market Funds	FEDERATED GOVERNMENT OBL	608919718	29,000,000	0.03	0.03	100.00	-	29,000,000
Purchase	11/24/21	7/24/23	Federal Agencies	FEDERAL FARM CREDIT BANK	3133ENEY2	50,000,000	0.45	0.45	99.99	-	49,996,500
Purchase	11/29/21	12/1/21	Money Market Funds	DREYFUS GOVERN CASH MGMT	262006208	68,000,000	0.03	0.03	100.00	-	68,000,000
Purchase	11/29/21	12/1/21	Money Market Funds	FEDERATED GOVERNMENT OBL	608919718	125,000,000	0.03	0.03	100.00	-	125,000,000
Purchase	11/30/21	12/1/21	Money Market Funds	BLACKROCK LIQ INST GOV F	09248U718	58	0.01	0.01	100.00	-	58
Purchase	11/30/21	12/1/21	Money Market Funds	BLACKROCK LIQ INST GOV F	09248U718	100,000,000	0.01	0.01	100.00	-	100,000,000
Purchase	11/30/21	12/1/21	Money Market Funds	DREYFUS GOVERN CASH MGMT	262006208	6,578	0.03	0.03	100.00	-	6,578
Purchase	11/30/21	12/1/21	Money Market Funds	DREYFUS GOVERN CASH MGMT	262006208	150,000,000	0.03	0.03	100.00	-	150,000,000
Purchase	11/30/21	12/1/21	Money Market Funds	FIDELITY INST GOV FUND	31607A703	209	0.07	0.07	100.00	-	209
Purchase	11/30/21	12/1/21	Money Market Funds	FIDELITY INST GOV FUND	31607A703	1,163	0.07	0.07	100.00	-	1,163
Purchase	11/30/21	12/1/21	Money Market Funds	FIDELITY INST GOV FUND	31607A703	94,000,000	0.07	0.07	100.00	-	94,000,000
Purchase	11/30/21	12/1/21	Money Market Funds	FEDERATED GOVERNMENT OBL	608919718	5,184	0.03	0.03	100.00	-	5,184
Purchase	11/30/21	12/1/21	Money Market Funds	FEDERATED GOVERNMENT OBL	608919718	200,000,000	0.03	0.03	100.00	-	200,000,000
Purchase	11/30/21	12/1/21	Money Market Funds	MORGAN STANLEY INST GOVT	61747C707	692	0.03	0.03	100.00	-	692
Subtotals						\$1,989,134,885	0.31	0.29	\$ 100.08	\$ 481,560	\$1,991,113,280
Sale	11/1/21	12/1/21	Money Market Funds	DREYFUS GOVERN CASH MGMT	262006208	\$ 100,000,000	0.03	0.03	\$ 100.00	\$ -	\$ 100,000,000
Sale	11/1/21	12/1/21	Money Market Funds	FEDERATED GOVERNMENT OBL	608919718	28,000,000	0.03	0.03	100.00	-	28,000,000
Sale	11/2/21	12/1/21	Money Market Funds	DREYFUS GOVERN CASH MGMT	262006208	90,000,000	0.03	0.03	100.00	-	90,000,000
Sale	11/5/21	12/1/21	Money Market Funds	DREYFUS GOVERN CASH MGMT	262006208	1,000,000	0.03	0.03	100.00	-	1,000,000
Sale	11/8/21	12/1/21	Money Market Funds	DREYFUS GOVERN CASH MGMT	262006208	80,000,000	0.03	0.03	100.00	-	80,000,000
Sale	11/8/21	12/1/21	Money Market Funds	FEDERATED GOVERNMENT OBL	608919718	6,000,000	0.03	0.03	100.00	-	6,000,000

Investment Transactions

Pooled Fund

Transaction	Settle Date	Maturity	Type of Investment	Issuer Name	CUSIP	Par Value	Coupon	YTM	Price	Interest	Transaction
Sale	11/10/21	12/1/21	Money Market Funds	FEDERATED GOVERNMENT OBL	608919718	67,000,000	0.03	0.03	100.00	-	67,000,000
Sale	11/17/21	12/1/21	Money Market Funds	FEDERATED GOVERNMENT OBL	608919718	11,000,000	0.03	0.03	100.00	-	11,000,000
Sale	11/18/21	12/1/21	Money Market Funds	FEDERATED GOVERNMENT OBL	608919718	54,000,000	0.03	0.03	100.00	-	54,000,000
Sale	11/22/21	12/1/21	Money Market Funds	FEDERATED GOVERNMENT OBL	608919718	51,000,000	0.03	0.03	100.00	-	51,000,000
Sale	11/24/21	12/1/21	Money Market Funds	FEDERATED GOVERNMENT OBL	608919718	50,000,000	0.03	0.03	100.00	-	50,000,000
Subtotals						\$ 538,000,000	0.03	0.03	\$ 100.00	\$ -	\$ 538,000,000
Maturity	11/4/21	11/4/21	U.S. Treasuries	TREASURY BILL	9127964W6	\$ 23,860,000	0.00	0.14	100.00	\$ -	\$ 23,860,000
Maturity	11/4/21	11/4/21	U.S. Treasuries	TREASURY BILL	9127964W6	50,000,000	0.00	0.14	100.00	-	50,000,000
Maturity	11/4/21	11/4/21	U.S. Treasuries	TREASURY BILL	9127964W6	100,000,000	0.00	0.04	100.00	-	100,000,000
Maturity	11/15/21	11/15/21	Federal Agencies	FEDERAL FARM CREDIT BANK	3133EJT74	50,000,000	3.05	3.09	100.00	762,500	50,762,500
Maturity	11/17/21	11/17/21	Federal Agencies	FED HOME LN DISCOUNT NT	313385PJ9	37,865,000	0.00	0.03	100.00	-	37,865,000
Maturity	11/17/21	11/17/21	Federal Agencies	FANNIE DISCOUNT NOTE	313589PJ6	18,376,000	0.00	0.03	100.00	-	18,376,000
Maturity	11/18/21	11/18/21	U.S. Treasuries	TREASURY BILL	912796H69	100,000,000	0.00	0.03	100.00	-	100,000,000
Maturity	11/19/21	11/19/21	Federal Agencies	FEDERAL HOME LOAN BANK	3130AHJY0	17,000,000	1.63	1.71	100.00	138,125	17,138,125
Maturity	11/19/21	11/19/21	Federal Agencies	FEDERAL HOME LOAN BANK	3130AHJY0	25,000,000	1.63	1.71	100.00	203,125	25,203,125
Maturity	11/19/21	11/19/21	Federal Agencies	FEDERAL HOME LOAN BANK	3130AHJY0	25,000,000	1.63	1.71	100.00	203,125	25,203,125
Maturity	11/19/21	11/19/21	Federal Agencies	FEDERAL HOME LOAN BANK	3130AHJY0	45,000,000	1.63	1.71	100.00	365,625	45,365,625
Maturity	11/19/21	11/19/21	Federal Agencies	FEDERAL HOME LOAN BANK	3130AHJY0	50,000,000	1.63	1.71	100.00	406,250	50,406,250
Maturity	11/30/21	11/30/21	U.S. Treasuries	US TREASURY	912828U65	50,000,000	1.75	0.10	100.00	437,500	50,437,500
Maturity	11/30/21	11/30/21	U.S. Treasuries	US TREASURY	912828U65	100,000,000	1.75	1.90	100.00	875,000	100,875,000
Subtotals						\$ 692,101,000	0.98	0.93	\$ -	\$ 3,391,250	\$ 695,492,250
Interest	11/1/21	10/31/24	U.S. Treasuries	US TREASURY	912828YM6	\$ 50,000,000	1.50	0.50	0.00	0.00	\$ 375,000
Interest	11/1/21	4/30/25	U.S. Treasuries	US TREASURY	912828ZL7	50,000,000	0.38	0.57	0.00	0.00	93,750
Interest	11/1/21	10/31/25	U.S. Treasuries	US TREASURY	91282CAT8	50,000,000	0.25	0.55	0.00	0.00	62,500
Interest	11/1/21	10/31/25	U.S. Treasuries	US TREASURY	91282CAT8	50,000,000	0.25	0.65	0.00	0.00	62,500
Interest	11/1/21	10/31/25	U.S. Treasuries	US TREASURY	91282CAT8	50,000,000	0.25	0.67	0.00	0.00	62,500
Interest	11/1/21	4/30/26	U.S. Treasuries	US TREASURY	91282CBW0	50,000,000	0.75	0.89	0.00	0.00	187,500
Interest	11/1/21	4/30/26	U.S. Treasuries	US TREASURY	91282CBW0	50,000,000	0.75	0.86	0.00	0.00	187,500
Interest	11/8/21	5/6/22	Federal Agencies	FEDERAL HOME LOAN BANK	3130AMEY4	10,000,000	0.06	0.06	0.00	0.00	3,000
Interest	11/8/21	5/6/22	Federal Agencies	FEDERAL HOME LOAN BANK	3130AMEY4	10,000,000	0.06	0.06	0.00	0.00	3,000
Interest	11/10/21	5/10/22	Federal Agencies	FEDERAL HOME LOAN BANK	3130AMGM8	50,000,000	0.06	0.06	0.00	0.00	15,000
Interest	11/10/21	5/10/23	Federal Agencies	FEDERAL FARM CREDIT BANK	3133EMYX4	12,500,000	0.13	0.19	0.00	0.00	7,813
Interest	11/10/21	5/10/23	Federal Agencies	FEDERAL FARM CREDIT BANK	3133EMYX4	25,000,000	0.13	0.19	0.00	0.00	15,625
Interest	11/10/21	5/10/23	Federal Agencies	FEDERAL FARM CREDIT BANK	3133EMYX4	75,000,000	0.13	0.19	0.00	0.00	46,875
Interest	11/13/21	5/13/22	Federal Agencies	FEDERAL HOME LOAN BANK	3130AMJ37	30,000,000	0.06	0.06	0.00	0.00	9,000
Interest	11/13/21	5/13/22	Federal Agencies	FEDERAL HOME LOAN BANK	3130AMJ37	45,000,000	0.06	0.06	0.00	0.00	13,500
Interest	11/15/21	11/15/24	U.S. Treasuries	US TREASURY	912828G38	50,000,000	2.25	0.52	0.00	0.00	562,500
Interest	11/15/21	11/15/24	U.S. Treasuries	US TREASURY	912828G38	50,000,000	2.25	0.48	0.00	0.00	562,500
Interest	11/15/21	5/15/26	U.S. Treasuries	US TREASURY	912828R36	50,000,000	1.63	0.69	0.00	0.00	406,250
Interest	11/15/21	5/15/26	U.S. Treasuries	US TREASURY	912828R36	50,000,000	1.63	0.81	0.00	0.00	406,250
Interest	11/15/21	11/15/22	U.S. Treasuries	US TREASURY	912828TY6	50,000,000	1.63	0.12	0.00	0.00	406,250
Interest	11/15/21	11/15/23	U.S. Treasuries	US TREASURY	912828WE6	50,000,000	2.75	1.71	0.00	0.00	687,500
Interest	11/15/21	5/15/25	U.S. Treasuries	US TREASURY	912828WB1	50,000,000	2.13	0.57	0.00	0.00	531,250
Interest	11/15/21	5/15/24	U.S. Treasuries	US TREASURY	91282CCC3	50,000,000	0.25	0.45	0.00	0.00	62,500
Interest	11/16/21	5/16/22	Federal Agencies	FEDERAL FARM CREDIT BANK	3133EKLK5	25,000,000	2.25	2.32	0.00	0.00	281,250
Interest	11/16/21	5/16/22	Federal Agencies	FEDERAL FARM CREDIT BANK	3133EKLK5	35,000,000	2.25	2.32	0.00	0.00	393,750
Interest	11/16/21	2/16/22	Negotiable CDs	ROYAL BANK OF CANADA NY	78012UG82	50,000,000	0.16	0.15	0.00	0.00	19,774
Interest	11/22/21	2/22/22	Negotiable CDs	ROYAL BANK OF CANADA NY	78012UG90	60,000,000	0.16	0.16	0.00	0.00	24,380
Interest	11/29/21	2/28/22	Negotiable CDs	BANK OF MONTREAL CHICAGO	06367CCJ4	50,000,000	0.14	0.14	0.00	0.00	17,594
Interest	11/30/21	12/1/21	Money Market Funds	BLACKROCK LIQ INST GOV F	09248U718	110,546,359	0.01	0.01	0.00	0.00	58
Interest	11/30/21	12/1/21	Money Market Funds	DREYFUS GOVERN CASH MGMT	262006208	496,714,418	0.03	0.03	0.00	0.00	6,578

Investment Transactions Pooled Fund

Transaction	Settle Date	Maturity	Type of Investment	Issuer Name	CUSIP	Par Value	Coupon	YTM	Price	Interest	Transaction
Interest	11/30/21	12/1/21	Money Market Funds	FIDELITY INST GOV FUND	31607A703	116,346,504	0.07	0.07	0.00	0.00	209
Interest	11/30/21	12/1/21	Money Market Funds	FIDELITY INST GOV FUND	31607A703	116,347,667	0.07	0.07	0.00	0.00	1,163
Interest	11/30/21	12/1/21	Money Market Funds	FEDERATED GOVERNMENT OBL	608919718	551,087,908	0.03	0.03	0.00	0.00	5,184
Interest	11/30/21	12/1/21	Money Market Funds	MORGAN STANLEY INST GOVT	61747C707	32,405,317	0.03	0.03	0.00	0.00	692
Interest	11/30/21	5/31/22	U.S. Treasuries	US TREASURY	912828XD7	50,000,000	1.88	0.08	0.00	0.00	468,750
Interest	11/30/21	5/31/24	U.S. Treasuries	US TREASURY	912828XT2	50,000,000	2.00	0.43	0.00	0.00	500,000
Subtotals						\$2,750,948,174	0.49	0.28	\$ -	\$ -	\$ 6,489,445

Grand Totals	44	Purchases
	(11)	Sales
	(14)	Maturities / Calls
	19	Change in number of positions