

**Office of the Treasurer & Tax Collector
City and County of San Francisco**



José Cisneros, Treasurer

Tajel Shah, Chief Assistant Treasurer
Hubert R White, III CFA, CTP, Chief Investment Officer

Investment Report for the month of August 2022

September 15, 2022

**The Honorable London N. Breed
Mayor of San Francisco
City Hall, Room 200
1 Dr. Carlton B. Goodlett Place
San Francisco, CA 94102-4638**

**The Honorable Board of Supervisors
City and County of San Francisco
City Hall, Room 244
1 Dr. Carlton B. Goodlett Place
San Francisco, CA 94102-4638**

Colleagues,

In accordance with the provisions of California State Government Code, Section 53646, we forward this report detailing the City's pooled fund portfolio as of August 31, 2022. These investments provide sufficient liquidity to meet expenditure requirements for the next six months and are in compliance with our statement of investment policy and California Code.

This correspondence and its attachments show the investment activity for the month of August 2022 for the portfolios under the Treasurer's management. All pricing and valuation data is obtained from Interactive Data Corporation.

CCSF Pooled Fund Investment Earnings Statistics *

<i>(in \$ million)</i>	Current Month		Prior Month	
	<u>Fiscal YTD</u>	<u>August 2022</u>	<u>Fiscal YTD</u>	<u>July 2022</u>
Average Daily Balance	\$ 14,086	\$ 13,963	\$ 14,208	\$ 14,208
Net Earnings	29.30	15.38	13.92	13.92
Earned Income Yield	1.22%	1.30%	1.15%	1.15%

CCSF Pooled Fund Statistics *

<i>(in \$ million)</i>	% of	Book	Market	Wtd. Avg.	Wtd. Avg.	
Investment Type	Portfolio	Value	Value	Coupon	YTM	WAM
U.S. Treasuries	30.55%	\$ 4,330.3	\$ 4,077.0	0.82%	0.80%	846
Federal Agencies	38.39%	5,334.5	5,121.9	1.23%	1.30%	746
Public Time Deposits	0.30%	40.0	40.0	1.41%	1.41%	61
Negotiable CDs	14.63%	1,960.0	1,952.0	2.08%	2.08%	161
Commercial Paper	3.21%	426.9	428.5	0.00%	2.26%	46
Money Market Funds	8.07%	1,076.7	1,076.7	2.19%	2.17%	1
Supranationals	4.85%	676.1	647.0	0.95%	1.10%	618
Totals	100.0%	\$ 13,844.6	\$ 13,343.1	1.29%	1.35%	600

In the remainder of this report, we provide additional information and analytics at the security-level and portfolio-level, as recommended by the California Debt and Investment Advisory Commission.

Respectfully,

**José Cisneros
Treasurer**

cc: Treasury Oversight Committee: Aimee Brown, Kevin Kone, Brenda Kwee McNulty, Meghan Wallace
Ben Rosenfield - Controller, Office of the Controller
Mark de la Rosa - Director of Audits, Office of the Controller
Mayor's Office of Public Policy and Finance
San Francisco County Transportation Authority
San Francisco Public Library
San Francisco Health Service System

Portfolio Summary

Pooled Fund

As of August 31, 2022

<i>(in \$ million)</i>							
Security Type	Par Value	Book Value	Market Value	Market/Book Price	Current % Allocation	Max. Policy Allocation	Compliant?
U.S. Treasuries	\$ 4,325.0	\$ 4,330.3	\$ 4,077.0	94.15	30.55%	100%	Yes
Federal Agencies	5,330.6	5,334.5	5,121.9	96.02	38.39%	100%	Yes
State & Local Government							
Agency Obligations	-	-	-	-	0.00%	20%	Yes
Public Time Deposits	40.0	40.0	40.0	100.00	0.30%	100%	Yes
Negotiable CDs	1,960.0	1,960.0	1,952.0	99.59	14.63%	30%	Yes
Bankers Acceptances	-	-	-	-	0.00%	40%	Yes
Commercial Paper	430.0	426.9	428.5	-	3.21%	25%	Yes
Medium Term Notes	-	-	-	-	0.00%	30%	Yes
Repurchase Agreements	-	-	-	-	0.00%	10%	Yes
Reverse Repurchase/ Securities Lending Agreements	-	-	-	-	0.00%	\$75mm	Yes
Money Market Funds - Government	1,076.7	1,076.7	1,076.7	100.00	8.07%	20%	Yes
LAIF	-	-	-	-	0.00%	\$50mm	Yes
Supranationals	668.5	676.1	647.0	95.70	4.85%	30%	Yes
TOTAL	\$ 13,830.9	\$ 13,844.6	\$ 13,343.1	96.38	100.00%	-	Yes

The City and County of San Francisco uses the following methodology to determine compliance: Compliance is pre-trade and calculated on a par value basis of the overall portfolio value. Cash balances are included in the City's compliance calculations.

Please note the information in this report does not include cash balances. Due to fluctuations in the market value of the securities held in the Pooled Fund and changes in the City's cash position, the allocation limits may be exceeded on a post-trade compliance basis. In these instances, no compliance violation has occurred, as the policy limits were not exceeded prior to trade execution. The full Investment Policy can be found at <https://sftreasurer.org/banking-investments/investments>

Totals may not add due to rounding.

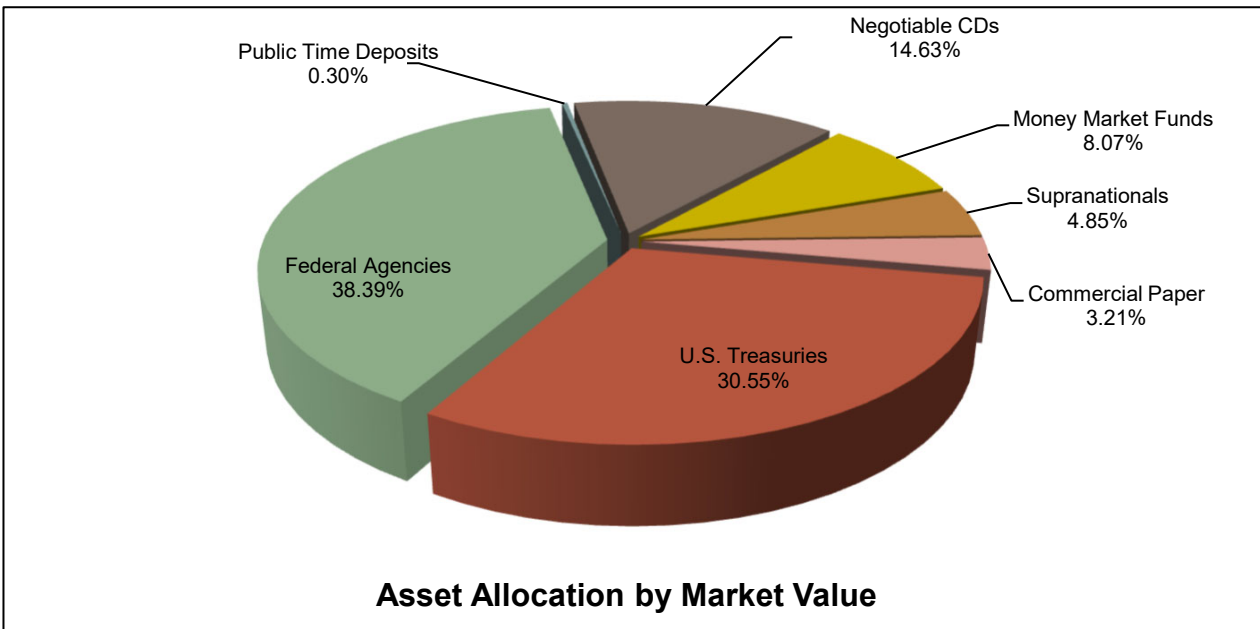
City and County of San Francisco

Pooled Fund Portfolio Statistics

For the month ended August 31, 2022

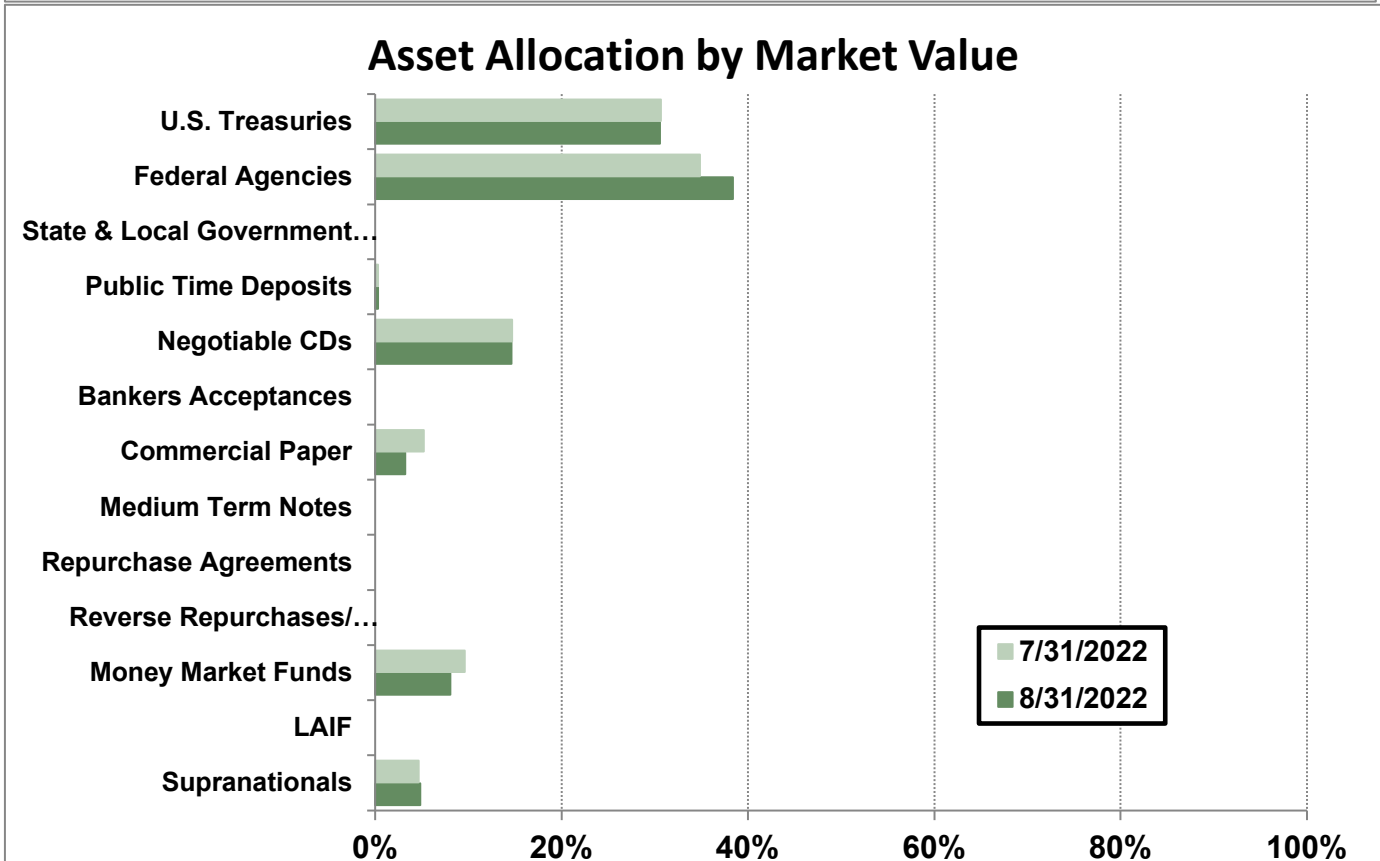
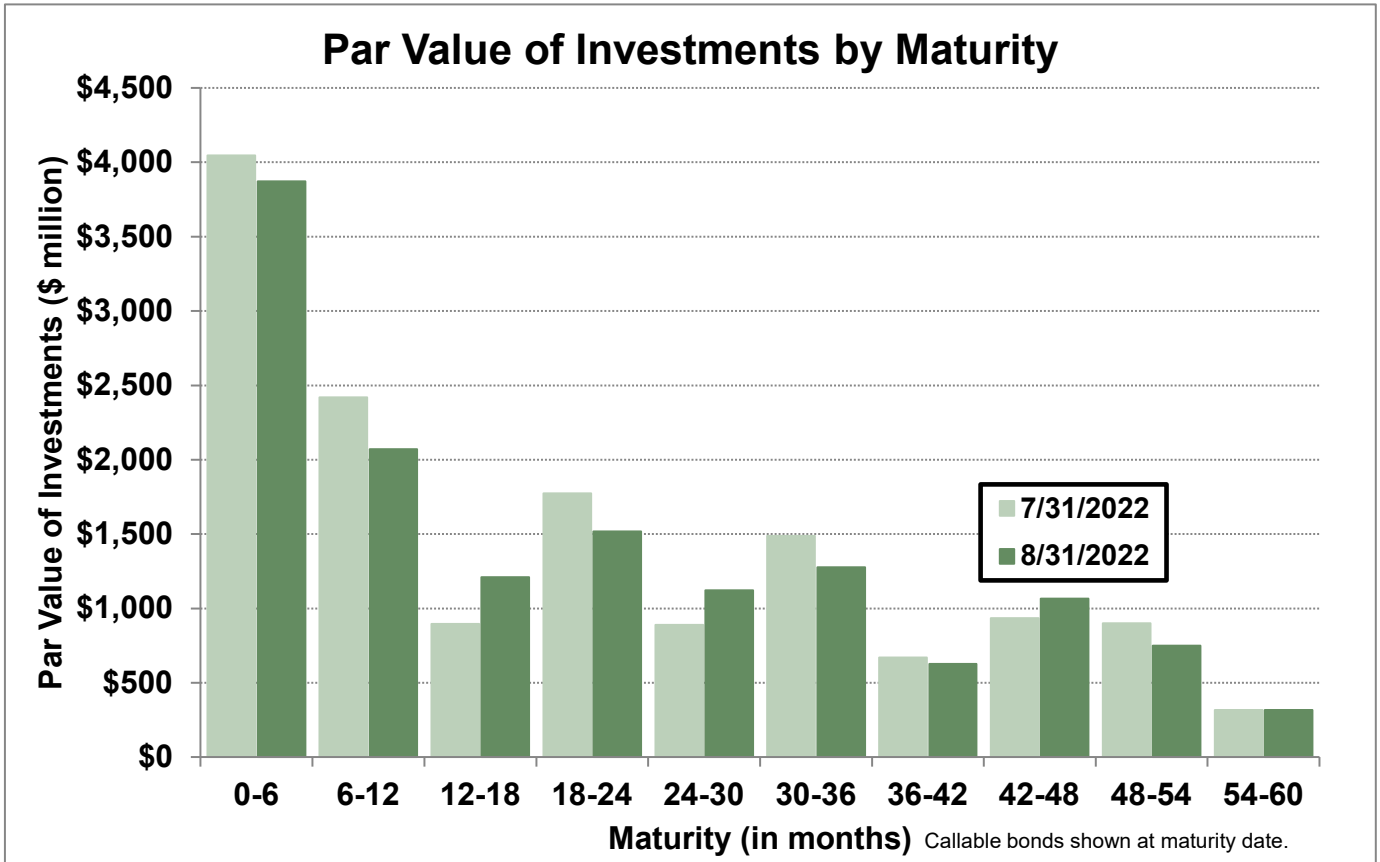
Average Daily Balance	\$13,963,452,792
Net Earnings	\$15,375,549
Earned Income Yield	1.30%
Weighted Average Maturity	600 days

Investment Type	(\$ million)	Par Value	Book Value	Market Value
U.S. Treasuries	\$ 4,325.0	\$ 4,330.3	\$ 4,077.0	
Federal Agencies	5,330.6	5,334.5	5,121.9	
Public Time Deposits	40.0	40.0	40.0	
Negotiable CDs	1,960.0	1,960.0	1,952.0	
Commercial Paper	430.0	426.9	428.5	
Money Market Funds	1,076.7	1,076.7	1,076.7	
Supranationals	668.5	676.1	647.0	
Total	\$ 13,830.9	\$ 13,844.6	\$ 13,343.1	



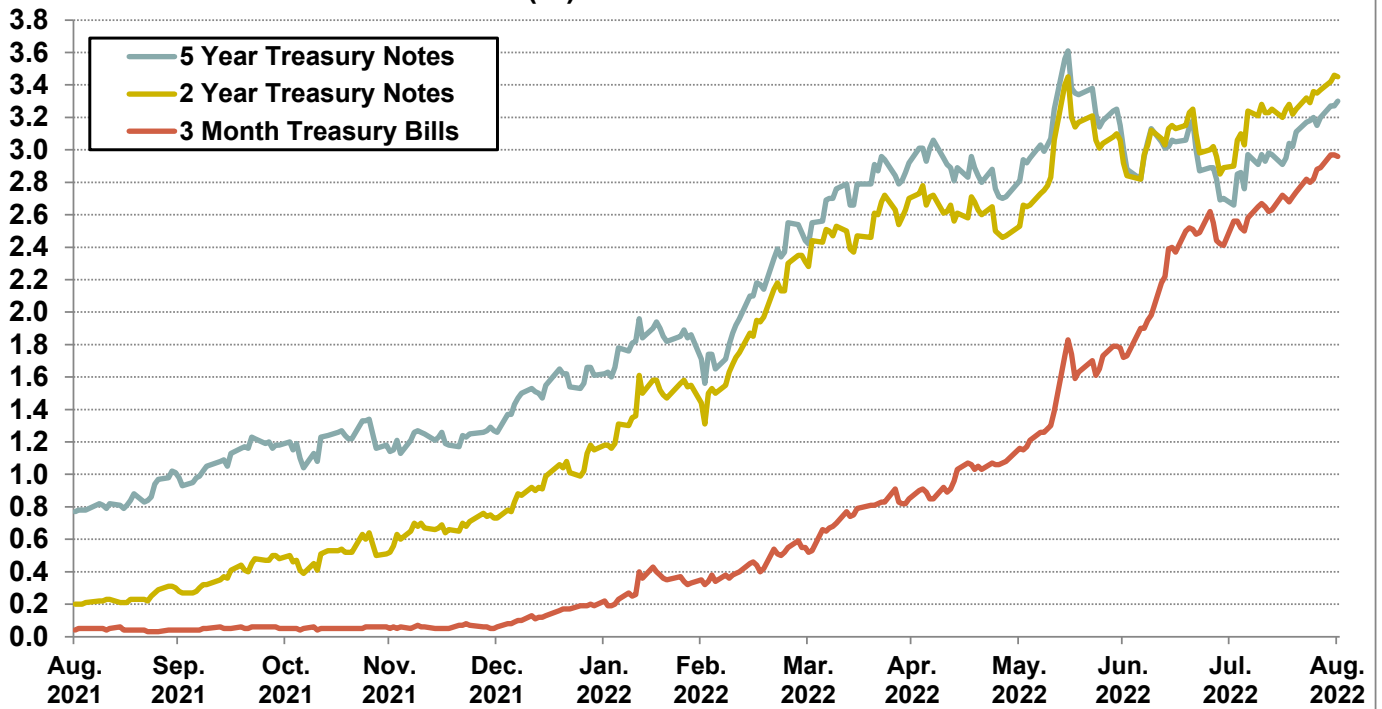
Portfolio Analysis

Pooled Fund



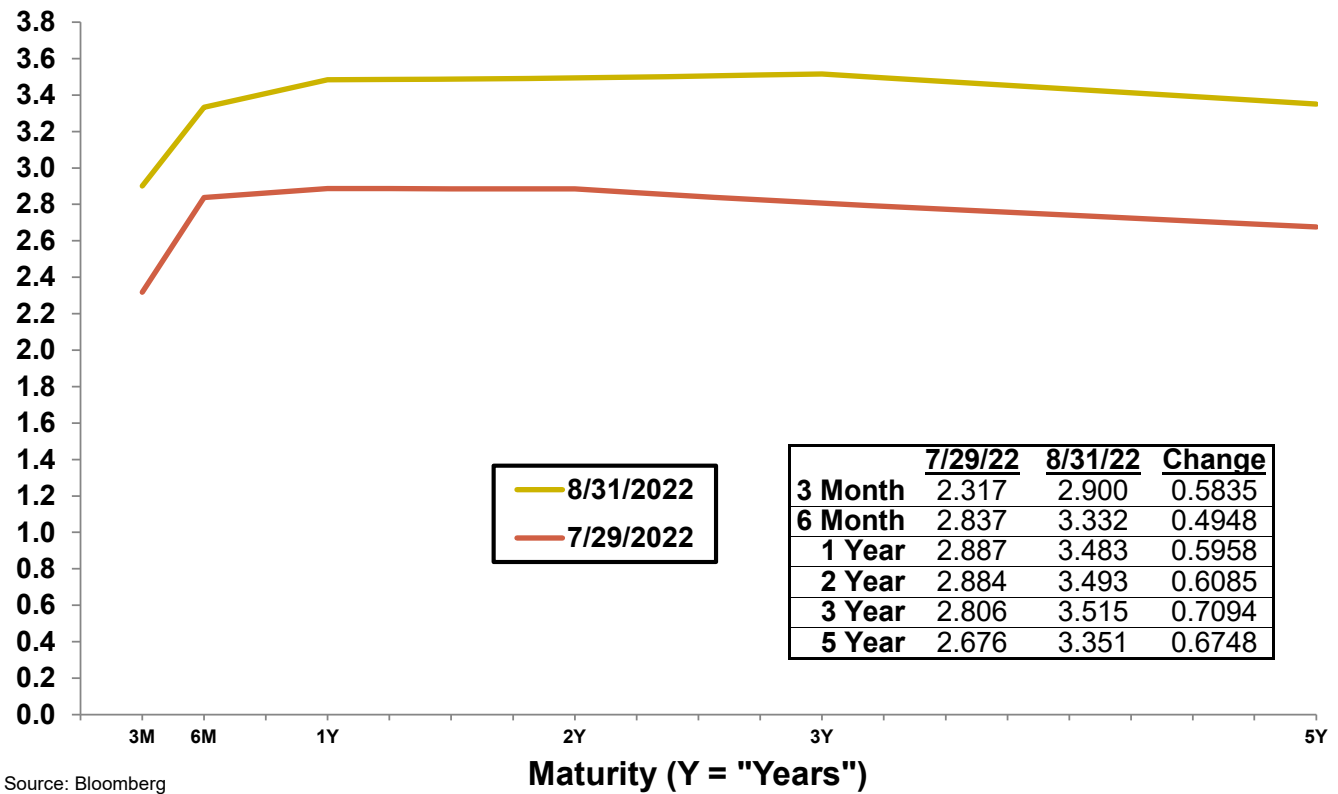
Yield Curves

Yields (%) on Benchmark Indices



Source: Bloomberg

U.S. Treasury Yield Curves



Source: Bloomberg

Investment Inventory

Pooled Fund

As of August 31, 2022

Type of Investment	CUSIP	Issuer Name	Maturity		Par Value	Book Value	Amortized		Market Value
			Date	Coupon			Book Value	Market Value	
U.S. Treasuries	912796U56	UNITED STATES TREASURY	9/22/2022	0.00	\$ 50,000,000	\$ 49,759,821	\$ 49,971,504	\$ 49,939,479	
U.S. Treasuries	912796U64	UNITED STATES TREASURY	9/29/2022	0.00	50,000,000	49,734,584	49,959,167	49,917,361	
U.S. Treasuries	912796M89	UNITED STATES TREASURY	10/6/2022	0.00	50,000,000	49,719,417	49,946,042	49,891,597	
U.S. Treasuries	912796V63	UNITED STATES TREASURY	10/20/2022	0.00	50,000,000	49,684,028	49,914,931	49,829,521	
U.S. Treasuries	912828TY6	UNITED STATES TREASURY	11/15/2022	1.63	50,000,000	51,201,172	50,153,734	49,867,188	
U.S. Treasuries	912796P94	UNITED STATES TREASURY	12/1/2022	0.00	50,000,000	49,878,019	49,968,554	49,636,632	
U.S. Treasuries	912828Z86	UNITED STATES TREASURY	2/15/2023	1.38	50,000,000	50,166,016	50,079,440	49,578,125	
U.S. Treasuries	912828Z86	UNITED STATES TREASURY	2/15/2023	1.38	50,000,000	50,923,828	50,282,046	49,578,125	
U.S. Treasuries	912828ZD5	UNITED STATES TREASURY	3/15/2023	0.50	50,000,000	50,335,938	50,090,107	49,273,438	
U.S. Treasuries	91282CBU4	UNITED STATES TREASURY	3/31/2023	0.13	50,000,000	49,972,656	49,991,710	49,101,563	
U.S. Treasuries	912828ZU7	UNITED STATES TREASURY	6/15/2023	0.25	50,000,000	49,998,047	49,999,223	48,781,250	
U.S. Treasuries	912828ZU7	UNITED STATES TREASURY	6/15/2023	0.25	50,000,000	50,066,406	50,023,101	48,781,250	
U.S. Treasuries	912828ZU7	UNITED STATES TREASURY	6/15/2023	0.25	50,000,000	50,072,266	50,025,990	48,781,250	
U.S. Treasuries	912828S35	UNITED STATES TREASURY	6/30/2023	1.38	50,000,000	49,605,469	49,960,034	49,164,063	
U.S. Treasuries	912828S35	UNITED STATES TREASURY	6/30/2023	1.38	50,000,000	51,138,672	50,467,227	49,164,063	
U.S. Treasuries	91282CCK5	UNITED STATES TREASURY	6/30/2023	0.13	50,000,000	49,865,234	49,944,248	48,656,250	
U.S. Treasuries	912828S92	UNITED STATES TREASURY	7/31/2023	1.25	50,000,000	51,218,750	50,476,902	49,000,000	
U.S. Treasuries	912828S92	UNITED STATES TREASURY	7/31/2023	1.25	50,000,000	51,220,703	50,477,666	49,000,000	
U.S. Treasuries	91282CAK7	UNITED STATES TREASURY	9/15/2023	0.13	50,000,000	49,886,719	49,943,951	48,289,063	
U.S. Treasuries	912828WE6	UNITED STATES TREASURY	11/15/2023	2.75	50,000,000	51,960,938	50,603,788	49,585,938	
U.S. Treasuries	91282CBA8	UNITED STATES TREASURY	12/15/2023	0.13	50,000,000	49,402,344	49,618,345	47,921,875	
U.S. Treasuries	91282CBA8	UNITED STATES TREASURY	12/15/2023	0.13	50,000,000	49,443,359	49,641,615	47,921,875	
U.S. Treasuries	91282CBA8	UNITED STATES TREASURY	12/15/2023	0.13	50,000,000	49,767,578	49,890,871	47,921,875	
U.S. Treasuries	912828Z59	UNITED STATES TREASURY	1/31/2024	2.50	50,000,000	52,511,719	51,529,515	49,328,125	
U.S. Treasuries	91282CDV0	UNITED STATES TREASURY	1/31/2024	0.88	50,000,000	48,605,469	48,907,617	48,203,125	
U.S. Treasuries	91282CDV0	UNITED STATES TREASURY	1/31/2024	0.88	50,000,000	49,390,625	49,554,389	48,203,125	
U.S. Treasuries	912828B66	UNITED STATES TREASURY	2/15/2024	2.75	50,000,000	50,250,000	50,197,037	49,492,188	
U.S. Treasuries	91282CBR1	UNITED STATES TREASURY	3/15/2024	0.25	50,000,000	48,708,984	49,018,618	47,601,563	
U.S. Treasuries	91282CCC3	UNITED STATES TREASURY	5/15/2024	0.25	50,000,000	49,718,750	49,833,075	47,351,563	
U.S. Treasuries	912828XT2	UNITED STATES TREASURY	5/31/2024	2.00	50,000,000	52,263,672	51,362,474	48,773,438	
U.S. Treasuries	91282CCL3	UNITED STATES TREASURY	7/15/2024	0.38	50,000,000	47,572,266	47,990,130	47,242,188	
U.S. Treasuries	91282CCL3	UNITED STATES TREASURY	7/15/2024	0.38	50,000,000	49,960,938	49,975,089	47,242,188	
U.S. Treasuries	91282CCL3	UNITED STATES TREASURY	7/15/2024	0.38	50,000,000	49,998,047	49,998,758	47,242,188	
U.S. Treasuries	912828Y87	UNITED STATES TREASURY	7/31/2024	1.75	50,000,000	52,210,938	51,267,798	48,437,500	
U.S. Treasuries	91282CCT6	UNITED STATES TREASURY	8/15/2024	0.38	50,000,000	49,898,438	49,933,227	47,109,375	
U.S. Treasuries	912828YM6	UNITED STATES TREASURY	10/31/2024	1.50	50,000,000	51,746,094	51,066,533	47,984,375	
U.S. Treasuries	912828G38	UNITED STATES TREASURY	11/15/2024	2.25	50,000,000	53,160,156	51,890,932	48,734,375	
U.S. Treasuries	912828G38	UNITED STATES TREASURY	11/15/2024	2.25	50,000,000	53,228,516	51,936,149	48,734,375	
U.S. Treasuries	912828YY0	UNITED STATES TREASURY	12/31/2024	1.75	50,000,000	52,226,563	51,367,723	48,109,375	
U.S. Treasuries	912828Z52	UNITED STATES TREASURY	1/31/2025	1.38	50,000,000	51,515,625	50,953,882	47,593,750	
U.S. Treasuries	912828Z52	UNITED STATES TREASURY	1/31/2025	1.38	50,000,000	51,507,813	50,959,912	47,593,750	
U.S. Treasuries	912828ZC7	UNITED STATES TREASURY	2/28/2025	1.13	50,000,000	50,998,047	50,635,819	47,218,750	
U.S. Treasuries	912828ZC7	UNITED STATES TREASURY	2/28/2025	1.13	50,000,000	50,637,719	50,637,397	47,218,750	
U.S. Treasuries	912828ZF0	UNITED STATES TREASURY	3/31/2025	0.50	50,000,000	49,779,297	49,856,222	46,367,188	
U.S. Treasuries	912828ZF0	UNITED STATES TREASURY	3/31/2025	0.50	50,000,000	49,839,844	49,895,376	46,367,188	
U.S. Treasuries	912828ZL7	UNITED STATES TREASURY	4/30/2025	0.38	50,000,000	49,615,234	49,740,823	46,085,938	
U.S. Treasuries	912828XB1	UNITED STATES TREASURY	5/15/2025	2.13	50,000,000	52,849,609	52,081,839	48,265,625	
U.S. Treasuries	912828ZW3	UNITED STATES TREASURY	6/30/2025	0.25	50,000,000	48,628,906	48,911,345	45,710,938	
U.S. Treasuries	912828ZW3	UNITED STATES TREASURY	6/30/2025	0.25	50,000,000	49,042,969	49,371,910	45,710,938	

Investment Inventory

Pooled Fund

Type of Investment	CUSIP	Issuer Name	Maturity		Par Value	Book Value	Amortized		Market Value
			Date	Coupon			Book Value	Market Value	
U.S. Treasuries	912828ZW3	UNITED STATES TREASURY	6/30/2025	0.25	50,000,000	49,140,625	49,436,359	45,710,938	
U.S. Treasuries	912828ZW3	UNITED STATES TREASURY	6/30/2025	0.25	50,000,000	49,183,594	49,441,121	45,710,938	
U.S. Treasuries	912828ZW3	UNITED STATES TREASURY	6/30/2025	0.25	50,000,000	49,253,906	49,487,557	45,710,938	
U.S. Treasuries	912828ZW3	UNITED STATES TREASURY	6/30/2025	0.25	50,000,000	49,281,250	49,508,299	45,710,938	
U.S. Treasuries	912828ZW3	UNITED STATES TREASURY	6/30/2025	0.25	50,000,000	49,310,547	49,508,485	45,710,938	
U.S. Treasuries	912828ZW3	UNITED STATES TREASURY	6/30/2025	0.25	50,000,000	49,406,250	49,569,281	45,710,938	
U.S. Treasuries	912828ZW3	UNITED STATES TREASURY	6/30/2025	0.25	50,000,000	49,500,000	49,637,544	45,710,938	
U.S. Treasuries	91282CAB7	UNITED STATES TREASURY	7/31/2025	0.25	50,000,000	49,363,281	49,534,386	45,562,500	
U.S. Treasuries	91282CAB7	UNITED STATES TREASURY	7/31/2025	0.25	50,000,000	49,458,984	49,604,642	45,562,500	
U.S. Treasuries	91282CAM3	UNITED STATES TREASURY	9/30/2025	0.25	50,000,000	49,109,375	49,374,561	45,343,750	
U.S. Treasuries	91282CAM3	UNITED STATES TREASURY	9/30/2025	0.25	50,000,000	49,281,250	49,470,469	45,343,750	
U.S. Treasuries	91282CAT8	UNITED STATES TREASURY	10/31/2025	0.25	50,000,000	49,048,828	49,353,963	45,210,938	
U.S. Treasuries	91282CAT8	UNITED STATES TREASURY	10/31/2025	0.25	50,000,000	49,078,125	49,374,597	45,210,938	
U.S. Treasuries	91282CAT8	UNITED STATES TREASURY	10/31/2025	0.25	50,000,000	49,298,828	49,525,714	45,210,938	
U.S. Treasuries	91282CBC4	UNITED STATES TREASURY	12/31/2025	0.38	50,000,000	49,271,484	49,498,811	45,171,875	
U.S. Treasuries	91282CBC4	UNITED STATES TREASURY	12/31/2025	0.38	50,000,000	49,455,078	49,625,328	45,171,875	
U.S. Treasuries	91282CBW0	UNITED STATES TREASURY	4/30/2026	0.75	50,000,000	49,662,109	49,744,335	45,406,250	
U.S. Treasuries	91282CBW0	UNITED STATES TREASURY	4/30/2026	0.75	50,000,000	49,730,469	49,795,597	45,406,250	
U.S. Treasuries	912828R36	UNITED STATES TREASURY	5/15/2026	1.63	50,000,000	51,890,625	51,484,393	46,890,625	
U.S. Treasuries	912828R36	UNITED STATES TREASURY	5/15/2026	1.63	50,000,000	52,203,125	51,695,290	46,890,625	
U.S. Treasuries	91282CCJ8	UNITED STATES TREASURY	6/30/2026	0.88	50,000,000	49,027,344	49,169,857	45,453,125	
U.S. Treasuries	91282CCJ8	UNITED STATES TREASURY	6/30/2026	0.88	50,000,000	49,593,750	49,669,804	45,453,125	
U.S. Treasuries	91282CCJ8	UNITED STATES TREASURY	6/30/2026	0.88	50,000,000	49,931,641	49,947,606	45,453,125	
U.S. Treasuries	91282CCJ8	UNITED STATES TREASURY	6/30/2026	0.88	50,000,000	49,937,500	49,949,784	45,453,125	
U.S. Treasuries	91282CCJ8	UNITED STATES TREASURY	6/30/2026	0.88	50,000,000	50,070,313	50,054,248	45,453,125	
U.S. Treasuries	91282CCJ8	UNITED STATES TREASURY	6/30/2026	0.88	50,000,000	50,240,234	50,188,150	45,453,125	
U.S. Treasuries	91282CCJ8	UNITED STATES TREASURY	6/30/2026	0.88	50,000,000	50,328,125	50,254,279	45,453,125	
U.S. Treasuries	91282CCJ8	UNITED STATES TREASURY	6/30/2026	0.88	50,000,000	50,345,703	50,267,901	45,453,125	
U.S. Treasuries	91282CCJ8	UNITED STATES TREASURY	6/30/2026	0.88	50,000,000	50,406,250	50,317,461	45,453,125	
U.S. Treasuries	91282CCW9	UNITED STATES TREASURY	8/31/2026	0.75	50,000,000	49,449,219	49,552,758	45,062,500	
U.S. Treasuries	91282CCZ2	UNITED STATES TREASURY	9/30/2026	0.88	50,000,000	49,318,359	49,437,939	45,226,563	
U.S. Treasuries	91282CCZ2	UNITED STATES TREASURY	9/30/2026	0.88	50,000,000	49,671,875	49,731,075	45,226,563	
U.S. Treasuries	91282CCZ2	UNITED STATES TREASURY	9/30/2026	0.88	50,000,000	49,689,453	49,745,481	45,226,563	
U.S. Treasuries	91282CDK4	UNITED STATES TREASURY	11/30/2026	1.25	50,000,000	47,078,125	47,345,150	45,804,688	
U.S. Treasuries	91282CDK4	UNITED STATES TREASURY	11/30/2026	1.25	50,000,000	50,072,266	50,061,483	45,804,688	
U.S. Treasuries	91282CDK4	UNITED STATES TREASURY	11/30/2026	1.25	50,000,000	50,117,188	50,099,922	45,804,688	
U.S. Treasuries	91282CDQ1	UNITED STATES TREASURY	12/31/2026	1.25	50,000,000	47,107,422	47,367,055	45,750,000	
U.S. Treasuries	91282CEF4	UNITED STATES TREASURY	3/31/2027	2.50	25,000,000	24,768,058	24,777,507	24,109,375	
Subtotals				0.82	\$ 4,325,000,000	\$ 4,330,342,754	\$ 4,322,857,979	\$ 4,076,956,778	
Federal Agencies	313385E28	FEDERAL HOME LOAN BANKS	9/1/2022	0.00	\$ 50,000,000	\$ 49,997,000	\$ 50,000,000	\$ 49,997,100	
Federal Agencies	313385E28	FEDERAL HOME LOAN BANKS	9/1/2022	0.00	50,000,000	49,997,000	50,000,000	49,997,100	
Federal Agencies	313385E28	FEDERAL HOME LOAN BANKS	9/1/2022	0.00	50,000,000	49,997,000	50,000,000	49,997,100	
Federal Agencies	313385E28	FEDERAL HOME LOAN BANKS	9/1/2022	0.00	50,000,000	49,997,000	50,000,000	49,997,100	
Federal Agencies	313385F92	FEDERAL HOME LOAN BANKS	9/16/2022	0.00	25,000,000	24,899,667	24,988,333	24,976,850	
Federal Agencies	3133EHZP1	FEDERAL FARM CREDIT BANKS FU	9/20/2022	1.85	25,000,000	25,718,750	25,014,909	24,989,800	
Federal Agencies	3133ELVL5	FEDERAL FARM CREDIT BANKS FU	10/3/2022	0.70	40,000,000	39,990,000	39,999,650	39,931,520	
Federal Agencies	3133EMS45	FEDERAL FARM CREDIT BANKS FU	12/14/2022	0.11	50,000,000	49,992,900	49,998,575	49,626,650	
Federal Agencies	3133EMWK4	FEDERAL FARM CREDIT BANKS FU	1/19/2023	0.14	60,000,000	59,987,400	59,997,113	59,385,480	
Federal Agencies	3133ELJH8	FEDERAL FARM CREDIT BANKS FU	1/23/2023	1.60	10,140,000	10,384,141	10,174,000	10,089,949	

Investment Inventory

Pooled Fund

Type of Investment	CUSIP	Issuer Name	Maturity		Par Value	Book Value	Amortized	
			Date	Coupon			Book Value	Market Value
Federal Agencies	3133EMPH9	FEDERAL FARM CREDIT BANKS FU	2/3/2023	0.13	45,500,000	45,096,315	45,314,329	44,975,067
Federal Agencies	3133827H0	FEDERAL HOME LOAN BANKS	2/6/2023	2.14	44,400,000	44,826,684	44,600,643	44,257,476
Federal Agencies	3133ENDQ0	FEDERAL FARM CREDIT BANKS FU	2/10/2023	0.16	50,000,000	49,899,789	49,964,320	49,404,550
Federal Agencies	3133EMUH3	FEDERAL FARM CREDIT BANKS FU	3/23/2023	0.13	65,000,000	64,955,150	64,987,390	63,967,605
Federal Agencies	3133EMVP4	FEDERAL FARM CREDIT BANKS FU	4/13/2023	0.13	20,000,000	19,973,600	19,991,899	19,644,020
Federal Agencies	3133EMVP4	FEDERAL FARM CREDIT BANKS FU	4/13/2023	0.13	25,000,000	24,967,000	24,989,874	24,555,025
Federal Agencies	3133EMVP4	FEDERAL FARM CREDIT BANKS FU	4/13/2023	0.13	50,000,000	49,934,000	49,979,748	49,110,050
Federal Agencies	3133EMXM9	FEDERAL FARM CREDIT BANKS FU	4/27/2023	0.13	44,500,000	44,462,233	44,487,551	43,647,202
Federal Agencies	3133EMYX4	FEDERAL FARM CREDIT BANKS FU	5/10/2023	0.13	12,500,000	12,484,000	12,494,499	12,243,013
Federal Agencies	3133EMYX4	FEDERAL FARM CREDIT BANKS FU	5/10/2023	0.13	25,000,000	24,968,000	24,988,997	24,486,025
Federal Agencies	3133EMYX4	FEDERAL FARM CREDIT BANKS FU	5/10/2023	0.13	75,000,000	74,904,000	74,966,992	73,458,075
Federal Agencies	3130AMRY0	FEDERAL HOME LOAN BANKS	6/2/2023	0.13	15,000,000	14,986,200	14,994,806	14,654,910
Federal Agencies	3133EMF31	FEDERAL FARM CREDIT BANKS FU	6/2/2023	0.13	100,000,000	99,938,000	99,976,729	97,699,400
Federal Agencies	3133EMH96	FEDERAL FARM CREDIT BANKS FU	6/14/2023	0.13	50,000,000	49,864,850	49,946,016	48,788,100
Federal Agencies	313383S9	FEDERAL FARM CREDIT BANKS FU	6/26/2023	0.20	48,067,000	47,826,184	47,938,622	46,870,757
Federal Agencies	3133EM3S9	FEDERAL FARM CREDIT BANKS FU	6/26/2023	0.20	50,000,000	49,979,892	49,991,043	48,755,650
Federal Agencies	3133EMS37	FEDERAL FARM CREDIT BANKS FU	7/14/2023	0.13	50,000,000	49,907,253	49,959,852	48,631,950
Federal Agencies	3133EMS37	FEDERAL FARM CREDIT BANKS FU	7/14/2023	0.13	50,000,000	49,927,791	49,968,742	48,631,950
Federal Agencies	3133ENEY2	FEDERAL FARM CREDIT BANKS FU	7/24/2023	0.45	50,000,000	49,996,500	49,998,120	48,726,950
Federal Agencies	3133EM2E1	FEDERAL FARM CREDIT BANKS FU	8/10/2023	0.16	50,000,000	49,970,000	49,985,904	48,527,200
Federal Agencies	3137EAEV7	FEDERAL HOME LOAN MORTGAGE	8/24/2023	0.25	40,776,000	40,542,761	40,642,987	39,553,617
Federal Agencies	3130AJXD6	FEDERAL HOME LOAN BANKS	9/8/2023	0.13	20,975,000	20,806,361	20,875,895	20,293,606
Federal Agencies	313383YJ4	FEDERAL HOME LOAN BANKS	9/8/2023	3.38	25,000,000	25,395,781	25,063,824	24,995,125
Federal Agencies	313383YJ4	FEDERAL HOME LOAN BANKS	9/8/2023	3.38	25,000,000	25,397,531	25,065,419	24,995,125
Federal Agencies	313383YJ4	FEDERAL HOME LOAN BANKS	9/8/2023	3.38	40,000,000	40,627,000	40,093,229	39,992,200
Federal Agencies	3135G0U43	FEDERAL NATIONAL MORTGAGE A	9/12/2023	2.88	29,648,000	30,793,302	30,318,769	29,493,237
Federal Agencies	3133EM6N7	FEDERAL FARM CREDIT BANKS FU	9/27/2023	0.17	50,000,000	49,950,000	49,973,219	48,311,450
Federal Agencies	3133ENGF1	FEDERAL FARM CREDIT BANKS FU	12/1/2023	0.50	25,000,000	24,963,750	24,977,294	24,109,825
Federal Agencies	3133ENGF1	FEDERAL FARM CREDIT BANKS FU	12/1/2023	0.50	25,000,000	24,963,750	24,977,294	24,109,825
Federal Agencies	3133ENGF1	FEDERAL FARM CREDIT BANKS FU	12/1/2023	0.50	75,000,000	74,891,250	74,931,882	72,329,475
Federal Agencies	3130A3VC5	FEDERAL HOME LOAN BANKS	12/8/2023	2.25	10,000,000	10,301,000	10,191,433	9,853,900
Federal Agencies	3130A3VC5	FEDERAL HOME LOAN BANKS	12/8/2023	2.25	30,000,000	30,903,000	30,574,298	29,561,700
Federal Agencies	3133ENHR4	FEDERAL FARM CREDIT BANKS FU	12/20/2023	0.68	25,000,000	24,987,600	24,991,932	24,129,900
Federal Agencies	3133ENHR4	FEDERAL FARM CREDIT BANKS FU	12/20/2023	0.68	25,000,000	24,988,000	24,992,192	24,129,900
Federal Agencies	3133ENHR4	FEDERAL FARM CREDIT BANKS FU	12/20/2023	0.68	62,000,000	61,970,488	61,980,797	59,842,152
Federal Agencies	3133ENLF5	FEDERAL FARM CREDIT BANKS FU	1/18/2024	0.90	11,856,000	11,738,815	11,769,905	11,452,635
Federal Agencies	3133ENLF5	FEDERAL FARM CREDIT BANKS FU	1/18/2024	0.90	50,000,000	49,701,000	49,789,531	48,298,900
Federal Agencies	3130AFW94	FEDERAL HOME LOAN BANKS	2/13/2024	2.50	39,010,000	40,648,810	40,065,370	38,487,656
Federal Agencies	3133ELNE0	FEDERAL FARM CREDIT BANKS FU	2/14/2024	1.43	20,495,000	20,950,604	20,664,416	19,911,999
Federal Agencies	3133EMRZ7	FEDERAL FARM CREDIT BANKS FU	2/26/2024	0.25	5,000,000	4,998,200	4,999,107	4,769,860
Federal Agencies	3133EMRZ7	FEDERAL FARM CREDIT BANKS FU	2/26/2024	0.25	5,000,000	4,998,200	4,999,107	4,769,860
Federal Agencies	3133EMRZ7	FEDERAL FARM CREDIT BANKS FU	2/26/2024	0.25	100,000,000	99,964,000	99,982,148	95,397,200
Federal Agencies	3130ARHG9	FEDERAL HOME LOAN BANKS	2/28/2024	2.13	11,000,000	10,987,460	10,990,306	10,789,196
Federal Agencies	3130ARHG9	FEDERAL HOME LOAN BANKS	2/28/2024	2.13	25,000,000	24,971,500	24,977,968	24,520,900
Federal Agencies	3133EMTW2	FEDERAL FARM CREDIT BANKS FU	3/18/2024	0.30	50,000,000	49,939,450	49,968,841	47,636,500
Federal Agencies	3133EMTW2	FEDERAL FARM CREDIT BANKS FU	3/18/2024	0.30	50,000,000	49,939,500	49,968,867	47,636,500
Federal Agencies	3133EMWV0	FEDERAL FARM CREDIT BANKS FU	4/22/2024	0.35	16,545,000	16,549,633	16,547,560	15,727,048
Federal Agencies	3133EMWV0	FEDERAL FARM CREDIT BANKS FU	4/22/2024	0.35	29,424,000	29,432,239	29,428,553	27,969,336
Federal Agencies	3133EMWV0	FEDERAL FARM CREDIT BANKS FU	4/22/2024	0.35	39,000,000	39,010,920	39,006,034	37,071,918
Federal Agencies	3133ENWP1	FEDERAL FARM CREDIT BANKS FU	5/16/2024	2.63	45,000,000	44,939,250	44,948,225	44,362,980

Investment Inventory

Pooled Fund

Type of Investment	CUSIP	Issuer Name	Maturity		Par Value	Book Value	Amortized	
			Date	Coupon			Book Value	Market Value
Federal Agencies	3133ENWP1	FEDERAL FARM CREDIT BANKS FU	5/16/2024	2.63	50,000,000	49,932,500	49,942,473	49,292,200
Federal Agencies	3133ENYH7	FEDERAL FARM CREDIT BANKS FU	6/10/2024	2.63	50,000,000	49,935,500	49,942,824	49,257,000
Federal Agencies	3133ENYH7	FEDERAL FARM CREDIT BANKS FU	6/10/2024	2.63	50,000,000	49,935,500	49,942,824	49,257,000
Federal Agencies	3130A1XJ2	FEDERAL HOME LOAN BANKS	6/14/2024	2.88	15,955,000	16,008,449	16,000,975	15,784,920
Federal Agencies	3130A1XJ2	FEDERAL HOME LOAN BANKS	6/14/2024	2.88	17,980,000	18,043,829	18,034,903	17,788,333
Federal Agencies	3130A1XJ2	FEDERAL HOME LOAN BANKS	6/14/2024	2.88	25,500,000	25,552,530	25,544,829	25,228,170
Federal Agencies	3130A1XJ2	FEDERAL HOME LOAN BANKS	6/14/2024	2.88	50,000,000	50,204,000	50,175,011	49,467,000
Federal Agencies	3130ASHK8	FEDERAL HOME LOAN BANKS	6/14/2024	3.13	28,000,000	27,979,867	27,910,169	27,821,808
Federal Agencies	3130ASHK8	FEDERAL HOME LOAN BANKS	6/14/2024	3.13	28,210,000	28,190,845	28,120,557	28,030,472
Federal Agencies	3133ENYX2	FEDERAL FARM CREDIT BANKS FU	6/17/2024	3.25	25,000,000	24,970,500	24,973,567	24,893,925
Federal Agencies	3133ENYX2	FEDERAL FARM CREDIT BANKS FU	6/17/2024	3.25	25,000,000	24,970,750	24,973,791	24,893,925
Federal Agencies	3133ENYX2	FEDERAL FARM CREDIT BANKS FU	6/17/2024	3.25	50,000,000	49,970,000	49,973,119	49,787,850
Federal Agencies	3133ENZS2	FEDERAL FARM CREDIT BANKS FU	6/28/2024	3.10	25,000,000	24,986,500	24,987,700	24,826,525
Federal Agencies	3133ENZS2	FEDERAL FARM CREDIT BANKS FU	6/28/2024	3.10	25,000,000	24,987,500	24,988,611	24,826,525
Federal Agencies	3133ENZS2	FEDERAL FARM CREDIT BANKS FU	6/28/2024	3.10	50,000,000	49,973,000	49,973,401	49,653,050
Federal Agencies	3130ASME6	FEDERAL HOME LOAN BANKS	7/8/2024	3.00	10,000,000	9,980,600	9,982,060	9,910,570
Federal Agencies	3130ASME6	FEDERAL HOME LOAN BANKS	7/8/2024	3.00	15,000,000	14,970,900	14,973,089	14,865,855
Federal Agencies	3130ASME6	FEDERAL HOME LOAN BANKS	7/8/2024	3.00	17,500,000	17,466,050	17,468,604	17,343,498
Federal Agencies	3133EMV25	FEDERAL FARM CREDIT BANKS FU	7/23/2024	0.45	50,000,000	50,092,000	50,058,754	47,226,850
Federal Agencies	3133ENJ84	FEDERAL FARM CREDIT BANKS FU	8/26/2024	3.38	50,000,000	49,916,500	49,917,185	49,870,250
Federal Agencies	3133EM5X6	FEDERAL FARM CREDIT BANKS FU	9/23/2024	0.43	25,000,000	24,974,750	24,982,652	23,476,425
Federal Agencies	3133EM5X6	FEDERAL FARM CREDIT BANKS FU	9/23/2024	0.43	50,000,000	49,949,500	49,965,304	46,952,850
Federal Agencies	3133EM5X6	FEDERAL FARM CREDIT BANKS FU	9/23/2024	0.43	50,000,000	49,949,500	49,965,304	46,952,850
Federal Agencies	3133ENEJ5	FEDERAL FARM CREDIT BANKS FU	11/18/2024	0.88	10,000,000	9,988,500	9,991,511	9,436,960
Federal Agencies	3133ENEJ5	FEDERAL FARM CREDIT BANKS FU	11/18/2024	0.88	10,000,000	9,988,500	9,991,511	9,436,960
Federal Agencies	3133ENEJ5	FEDERAL FARM CREDIT BANKS FU	11/18/2024	0.88	50,000,000	49,942,500	49,957,557	47,184,800
Federal Agencies	3133ELCP7	FEDERAL FARM CREDIT BANKS FU	12/3/2024	1.63	25,000,000	24,960,000	24,981,959	23,964,550
Federal Agencies	3133ENGQ7	FEDERAL FARM CREDIT BANKS FU	12/9/2024	0.92	50,000,000	49,963,000	49,971,980	47,151,750
Federal Agencies	3133ENGQ7	FEDERAL FARM CREDIT BANKS FU	12/9/2024	0.92	50,000,000	49,985,000	49,988,641	47,151,750
Federal Agencies	3133ENKS8	FEDERAL FARM CREDIT BANKS FU	1/6/2025	1.13	20,000,000	19,955,000	19,964,610	18,911,880
Federal Agencies	3133ENKS8	FEDERAL FARM CREDIT BANKS FU	1/6/2025	1.13	25,000,000	24,943,750	24,955,763	23,639,850
Federal Agencies	3133ENKS8	FEDERAL FARM CREDIT BANKS FU	1/6/2025	1.13	25,000,000	24,943,750	24,955,763	23,639,850
Federal Agencies	3135G0X24	FEDERAL NATIONAL MORTGAGE A	1/7/2025	1.63	39,060,000	40,632,556	40,055,450	37,368,858
Federal Agencies	3137EAEP0	FEDERAL HOME LOAN MORTGAGE	2/12/2025	1.50	5,000,000	4,996,150	4,998,112	4,759,340
Federal Agencies	3137EAEP0	FEDERAL HOME LOAN MORTGAGE	2/12/2025	1.50	5,000,000	4,996,150	4,998,112	4,759,340
Federal Agencies	3137EAEP0	FEDERAL HOME LOAN MORTGAGE	2/12/2025	1.50	5,000,000	4,996,150	4,998,112	4,759,340
Federal Agencies	3137EAEP0	FEDERAL HOME LOAN MORTGAGE	2/12/2025	1.50	15,000,000	14,988,450	14,994,336	14,278,020
Federal Agencies	3137EAEP0	FEDERAL HOME LOAN MORTGAGE	2/12/2025	1.50	50,000,000	49,961,500	49,981,119	47,593,400
Federal Agencies	3137EAEP0	FEDERAL HOME LOAN MORTGAGE	2/12/2025	1.50	53,532,000	55,450,052	54,764,345	50,955,398
Federal Agencies	3133ELQY3	FEDERAL FARM CREDIT BANKS FU	3/3/2025	1.21	16,000,000	15,990,720	15,995,303	15,098,480
Federal Agencies	3133ELQY3	FEDERAL FARM CREDIT BANKS FU	3/3/2025	1.21	24,000,000	23,964,240	23,981,902	22,647,720
Federal Agencies	3133EMWT5	FEDERAL FARM CREDIT BANKS FU	4/21/2025	0.60	50,000,000	49,973,500	49,982,533	46,289,900
Federal Agencies	3135G03U5	FEDERAL NATIONAL MORTGAGE A	4/22/2025	0.63	37,938,000	37,367,792	37,491,468	35,152,858
Federal Agencies	3135G03U5	FEDERAL NATIONAL MORTGAGE A	4/22/2025	0.63	50,000,000	49,243,950	49,407,935	46,329,350
Federal Agencies	3135G03U5	FEDERAL NATIONAL MORTGAGE A	4/22/2025	0.63	50,000,000	50,108,000	50,075,443	46,329,350
Federal Agencies	3133ENXE5	FEDERAL FARM CREDIT BANKS FU	5/23/2025	2.85	6,000,000	5,991,600	5,992,374	5,889,816
Federal Agencies	3133ENXE5	FEDERAL FARM CREDIT BANKS FU	5/23/2025	2.85	20,000,000	19,972,000	19,974,580	19,632,720
Federal Agencies	3130ASG86	FEDERAL HOME LOAN BANKS	6/13/2025	3.38	11,940,000	12,055,027	11,998,564	11,881,160
Federal Agencies	3130ASG86	FEDERAL HOME LOAN BANKS	6/13/2025	3.38	12,700,000	12,863,195	12,803,102	12,637,414
Federal Agencies	3133ENYQ7	FEDERAL FARM CREDIT BANKS FU	6/13/2025	2.95	50,000,000	49,975,500	49,977,288	49,195,350

Investment Inventory

Pooled Fund

Type of Investment	CUSIP	Issuer Name	Maturity		Par Value	Book Value	Amortized	
			Date	Coupon			Book Value	Market Value
Federal Agencies	3135G04Z3	FEDERAL NATIONAL MORTGAGE A	6/17/2025	0.50	4,655,000	4,556,640	4,577,046	4,279,113
Federal Agencies	3135G04Z3	FEDERAL NATIONAL MORTGAGE A	6/17/2025	0.50	10,000,000	9,789,600	9,833,249	9,192,510
Federal Agencies	3130AN4A5	FEDERAL HOME LOAN BANKS	6/30/2025	0.70	17,680,000	17,734,631	17,718,947	16,329,195
Federal Agencies	3135G05X7	FEDERAL NATIONAL MORTGAGE A	8/25/2025	0.38	25,000,000	24,684,250	24,789,693	22,770,925
Federal Agencies	3135G05X7	FEDERAL NATIONAL MORTGAGE A	8/25/2025	0.38	72,500,000	71,862,000	72,076,868	66,035,683
Federal Agencies	3130A8ZQ9	FEDERAL HOME LOAN BANKS	9/12/2025	1.75	10,295,000	10,575,333	10,515,091	9,763,747
Federal Agencies	3137EAEX3	FEDERAL HOME LOAN MORTGAGE	9/23/2025	0.38	22,600,000	22,295,352	22,395,315	20,535,128
Federal Agencies	3133ENEG1	FEDERAL FARM CREDIT BANKS FU	11/17/2025	1.05	39,675,000	39,622,232	39,632,634	36,660,176
Federal Agencies	3133ENEG1	FEDERAL FARM CREDIT BANKS FU	11/17/2025	1.05	55,000,000	54,923,000	54,938,179	50,820,660
Federal Agencies	3133ENHM5	FEDERAL FARM CREDIT BANKS FU	12/16/2025	1.17	45,000,000	44,954,100	44,962,237	41,679,180
Federal Agencies	3133ENHM5	FEDERAL FARM CREDIT BANKS FU	12/16/2025	1.17	50,000,000	49,949,000	49,958,041	46,310,200
Federal Agencies	3133ENJ35	FEDERAL FARM CREDIT BANKS FU	2/25/2026	3.32	35,000,000	34,957,650	34,957,882	34,743,310
Federal Agencies	3133EMZ21	FEDERAL FARM CREDIT BANKS FU	4/6/2026	0.69	15,500,000	15,458,150	15,467,696	14,027,206
Federal Agencies	3133ENUD0	FEDERAL FARM CREDIT BANKS FU	4/8/2026	2.64	20,000,000	19,961,200	19,965,077	19,405,300
Federal Agencies	3133ENUD0	FEDERAL FARM CREDIT BANKS FU	4/8/2026	2.64	30,000,000	29,947,800	29,947,616	29,107,950
Federal Agencies	3130ANNM8	FEDERAL HOME LOAN BANKS	7/13/2026	1.05	25,000,000	25,000,000	25,000,000	22,790,125
Federal Agencies	3130ANNM8	FEDERAL HOME LOAN BANKS	7/13/2026	1.05	25,000,000	25,000,000	25,000,000	22,790,125
Federal Agencies	3130ANNM8	FEDERAL HOME LOAN BANKS	7/13/2026	1.05	25,000,000	25,000,000	25,000,000	22,790,125
Federal Agencies	3130ANNM8	FEDERAL HOME LOAN BANKS	7/13/2026	1.05	25,000,000	25,000,000	25,000,000	22,790,125
Federal Agencies	3130ANMP2	FEDERAL HOME LOAN BANKS	7/27/2026	1.07	25,000,000	25,000,000	25,000,000	22,788,125
Federal Agencies	3130ANMP2	FEDERAL HOME LOAN BANKS	7/27/2026	1.07	25,000,000	25,000,000	25,000,000	22,788,125
Federal Agencies	3130ANMP2	FEDERAL HOME LOAN BANKS	7/27/2026	1.07	25,000,000	25,000,000	25,000,000	22,788,125
Federal Agencies	3130ANMP2	FEDERAL HOME LOAN BANKS	7/27/2026	1.07	25,000,000	25,000,000	25,000,000	22,788,125
Federal Agencies	3130ANTG5	FEDERAL HOME LOAN BANKS	8/10/2026	1.05	25,000,000	25,000,000	25,000,000	22,752,950
Federal Agencies	3130ANTG5	FEDERAL HOME LOAN BANKS	8/10/2026	1.05	25,000,000	25,000,000	25,000,000	22,752,950
Federal Agencies	3130ANTG5	FEDERAL HOME LOAN BANKS	8/10/2026	1.05	25,000,000	25,000,000	25,000,000	22,752,950
Federal Agencies	3130ANTG5	FEDERAL HOME LOAN BANKS	8/10/2026	1.05	25,000,000	25,000,000	25,000,000	22,752,950
Federal Agencies	3130AP6T7	FEDERAL HOME LOAN BANKS	9/3/2026	1.08	25,000,000	25,000,000	25,000,000	22,742,625
Federal Agencies	3130AP6T7	FEDERAL HOME LOAN BANKS	9/3/2026	1.08	25,000,000	25,000,000	25,000,000	22,742,625
Federal Agencies	3130AP6T7	FEDERAL HOME LOAN BANKS	9/3/2026	1.08	25,000,000	25,000,000	25,000,000	22,742,625
Federal Agencies	3130AP6T7	FEDERAL HOME LOAN BANKS	9/3/2026	1.08	25,000,000	25,000,000	25,000,000	22,742,625
Federal Agencies	3130APPR0	FEDERAL HOME LOAN BANKS	10/19/2026	1.43	25,000,000	25,000,000	25,000,000	22,992,950
Federal Agencies	3130APPR0	FEDERAL HOME LOAN BANKS	10/19/2026	1.43	25,000,000	25,000,000	25,000,000	22,992,950
Federal Agencies	3130APPR0	FEDERAL HOME LOAN BANKS	10/19/2026	1.43	25,000,000	25,000,000	25,000,000	22,992,950
Federal Agencies	3130APPR0	FEDERAL HOME LOAN BANKS	10/19/2026	1.43	25,000,000	25,000,000	25,000,000	22,992,950
Federal Agencies	3130AQ7L1	FEDERAL HOME LOAN BANKS	11/16/2026	1.61	25,000,000	25,000,000	25,000,000	23,113,025
Federal Agencies	3130AQ7L1	FEDERAL HOME LOAN BANKS	11/16/2026	1.61	25,000,000	25,000,000	25,000,000	23,113,025
Federal Agencies	3130AQ7L1	FEDERAL HOME LOAN BANKS	11/16/2026	1.61	25,000,000	25,000,000	25,000,000	23,113,025
Federal Agencies	3130AQ7L1	FEDERAL HOME LOAN BANKS	11/16/2026	1.61	25,000,000	25,000,000	25,000,000	23,113,025
Federal Agencies	3130AQJ95	FEDERAL HOME LOAN BANKS	12/14/2026	1.65	25,000,000	25,000,000	25,000,000	23,110,525
Federal Agencies	3130AQJ95	FEDERAL HOME LOAN BANKS	12/14/2026	1.65	25,000,000	25,000,000	25,000,000	23,110,525
Federal Agencies	3130AQJ95	FEDERAL HOME LOAN BANKS	12/14/2026	1.65	25,000,000	25,000,000	25,000,000	23,110,525
Federal Agencies	3130AQJ95	FEDERAL HOME LOAN BANKS	12/14/2026	1.65	25,000,000	25,000,000	25,000,000	23,110,525
Federal Agencies	3130ARB59	FEDERAL HOME LOAN BANKS	3/8/2027	2.35	25,000,000	25,000,000	25,000,000	23,616,625
Federal Agencies	3130ARB59	FEDERAL HOME LOAN BANKS	3/8/2027	2.35	25,000,000	25,000,000	25,000,000	23,616,625
Federal Agencies	3130ARB59	FEDERAL HOME LOAN BANKS	3/8/2027	2.35	25,000,000	25,000,000	25,000,000	23,616,625
Federal Agencies	3130ARB59	FEDERAL HOME LOAN BANKS	3/8/2027	2.35	25,000,000	25,000,000	25,000,000	23,616,625
Federal Agencies	3133ENRD4	FEDERAL FARM CREDIT BANKS FU	3/10/2027	1.68	48,573,000	47,445,621	47,537,968	45,066,029
Federal Agencies	3133ENTS9	FEDERAL FARM CREDIT BANKS FU	4/5/2027	2.60	22,500,000	22,393,963	22,401,068	21,734,775
Federal Agencies	3133ENTS9	FEDERAL FARM CREDIT BANKS FU	4/5/2027	2.60	24,500,000	24,378,779	24,386,984	23,666,755

Investment Inventory

Pooled Fund

Type of Investment	CUSIP	Issuer Name	Maturity		Par Value	Book Value	Amortized		Market Value
			Date	Coupon			Book Value	Market Value	
Federal Agencies	3133ENTS9	FEDERAL FARM CREDIT BANKS FU	4/5/2027	2.60	25,000,000	24,805,806	24,819,895	24,149,750	
Federal Agencies	3130ASGU7	FEDERAL HOME LOAN BANKS	6/11/2027	3.50	10,000,000	10,173,583	10,138,018	10,049,790	
Federal Agencies	3130ASGU7	FEDERAL HOME LOAN BANKS	6/11/2027	3.50	12,375,000	12,592,532	12,548,453	12,436,615	
Federal Agencies	3130ASGU7	FEDERAL HOME LOAN BANKS	6/11/2027	3.50	21,725,000	22,088,363	22,009,534	21,833,169	
Federal Agencies	3133ENZK9	FEDERAL FARM CREDIT BANKS FU	6/28/2027	3.24	27,865,000	28,121,637	28,091,852	27,684,992	
Subtotals					1.23	\$ 5,330,594,000	\$ 5,334,482,276	\$ 5,331,153,479	\$ 5,121,921,121
Public Time Deposits	PPE4E8VT6	Bank of San Francisco	9/19/2022	0.81	\$ 10,000,000	\$ 10,000,000	\$ 10,000,000	\$ 10,000,000	
Public Time Deposits	PPEEE5T97	Bridge Bank	9/19/2022	0.81	10,000,000	10,000,000	10,000,000	10,000,000	
Public Time Deposits	PPFT6Q6D2	Bank of San Francisco	12/5/2022	1.64	10,000,000	10,000,000	10,000,000	10,000,000	
Public Time Deposits	PPFR6ZB99	Bridge Bank	12/19/2022	2.39	10,000,000	10,000,000	10,000,000	10,000,000	
Subtotals					1.41	\$ 40,000,000	\$ 40,000,000	\$ 40,000,000	\$ 40,000,000
Negotiable CDs	06367CSP3	Bank of Montreal - Chicago Branch	9/12/2022	0.82	\$ 50,000,000	\$ 50,000,000	\$ 50,000,000	\$ 49,974,050	
Negotiable CDs	78012U3V5	Royal Bank of Canada New York Bran	9/12/2022	0.85	50,000,000	50,000,000	50,000,000	49,974,550	
Negotiable CDs	78012U4G7	Royal Bank of Canada New York Bran	9/22/2022	1.42	50,000,000	50,000,000	50,000,000	49,969,650	
Negotiable CDs	78012U4H5	Royal Bank of Canada New York Bran	9/26/2022	1.44	50,000,000	50,000,000	50,000,000	49,964,300	
Negotiable CDs	78012UW84	Royal Bank of Canada New York Bran	9/26/2022	0.28	50,000,000	50,000,000	50,000,000	49,922,850	
Negotiable CDs	06367CTT4	Bank of Montreal - Chicago Branch	9/28/2022	1.42	50,000,000	50,000,000	50,000,000	49,960,550	
Negotiable CDs	65602YF47	Norinchukin Bank - New York Branch	10/20/2022	2.50	50,000,000	50,000,000	50,000,000	49,990,850	
Negotiable CDs	78012UW68	Royal Bank of Canada New York Bran	10/24/2022	0.30	50,000,000	50,000,000	50,000,000	49,823,050	
Negotiable CDs	89114WU52	Toronto-Dominion Bank - New York Br	10/24/2022	1.50	50,000,000	50,000,000	50,000,000	49,911,950	
Negotiable CDs	96130ALC0	Westpac Banking Corporation - New Y	10/24/2022	0.30	50,000,000	50,000,000	50,000,000	49,823,050	
Negotiable CDs	78012U2E4	Royal Bank of Canada New York Bran	12/2/2022	0.48	50,000,000	50,000,000	50,000,000	49,666,400	
Negotiable CDs	89114WM36	Toronto-Dominion Bank - New York Br	12/2/2022	0.48	50,000,000	50,000,000	50,000,000	49,666,400	
Negotiable CDs	06367CPS0	Bank of Montreal - Chicago Branch	12/7/2022	0.52	50,000,000	50,000,000	50,000,000	49,652,050	
Negotiable CDs	89114WP58	Toronto-Dominion Bank - New York Br	12/30/2022	0.57	10,000,000	10,000,000	10,000,000	9,909,830	
Negotiable CDs	89114WP58	Toronto-Dominion Bank - New York Br	12/30/2022	0.57	50,000,000	50,000,000	50,000,000	49,549,150	
Negotiable CDs	89114WV3	Toronto-Dominion Bank - New York Br	1/4/2023	2.26	50,000,000	50,000,000	50,000,000	49,815,300	
Negotiable CDs	06367CTW7	Bank of Montreal - Chicago Branch	1/13/2023	1.92	50,000,000	50,000,000	50,000,000	49,727,550	
Negotiable CDs	89114WU94	Toronto-Dominion Bank - New York Br	1/13/2023	1.92	50,000,000	50,000,000	50,000,000	49,727,550	
Negotiable CDs	06367CUZ8	Bank of Montreal - Chicago Branch	1/18/2023	2.28	50,000,000	50,000,000	50,000,000	49,780,650	
Negotiable CDs	89114WVX9	Toronto-Dominion Bank - New York Br	1/24/2023	2.36	50,000,000	50,000,000	50,000,000	49,779,050	
Negotiable CDs	78012U5C5	Royal Bank of Canada New York Bran	1/27/2023	2.00	50,000,000	50,000,000	50,000,000	49,696,700	
Negotiable CDs	06367CSR9	Bank of Montreal - Chicago Branch	1/30/2023	1.18	50,000,000	50,000,000	50,000,000	49,517,150	
Negotiable CDs	89114WQL2	Toronto-Dominion Bank - New York Br	1/30/2023	0.95	50,000,000	50,000,000	50,000,000	49,469,650	
Negotiable CDs	06367CSM0	Bank of Montreal - Chicago Branch	2/13/2023	1.35	50,000,000	50,000,000	50,000,000	49,495,850	
Negotiable CDs	89114WRW7	Toronto-Dominion Bank - New York Br	2/13/2023	1.35	50,000,000	50,000,000	50,000,000	49,495,850	
Negotiable CDs	89114WUU7	Toronto-Dominion Bank - New York Br	2/27/2023	2.16	50,000,000	50,000,000	50,000,000	49,635,200	
Negotiable CDs	89114WUU7	Toronto-Dominion Bank - New York Br	2/27/2023	2.16	50,000,000	50,000,000	50,000,000	49,635,200	
Negotiable CDs	06367CV46	Bank of Montreal - Chicago Branch	3/27/2023	2.60	50,000,000	50,000,000	50,000,000	49,672,950	
Negotiable CDs	78012U5Z4	Royal Bank of Canada New York Bran	3/27/2023	2.58	50,000,000	50,000,000	50,000,000	49,667,850	
Negotiable CDs	78012U6W0	Royal Bank of Canada New York Bran	6/15/2023	3.71	50,000,000	50,000,000	50,000,000	49,901,200	
Negotiable CDs	78012U7H2	Royal Bank of Canada New York Bran	6/15/2023	3.68	50,000,000	50,000,000	50,000,000	49,860,750	
Negotiable CDs	89115B3A6	Toronto-Dominion Bank - New York Br	6/15/2023	3.60	50,000,000	50,000,000	50,000,000	49,861,000	
Negotiable CDs	89115B3A6	Toronto-Dominion Bank - New York Br	6/15/2023	3.60	50,000,000	50,000,000	50,000,000	49,861,000	
Negotiable CDs	06367CX51	Bank of Montreal - Chicago Branch	6/30/2023	3.92	50,000,000	50,000,000	50,000,000	49,972,400	
Negotiable CDs	89115BAW0	Toronto-Dominion Bank - New York Br	6/30/2023	3.90	50,000,000	50,000,000	50,000,000	49,963,950	
Negotiable CDs	06367CWT0	Bank of Montreal - Chicago Branch	7/3/2023	3.75	50,000,000	50,000,000	50,000,000	49,899,000	
Negotiable CDs	06367CXA0	Bank of Montreal - Chicago Branch	7/3/2023	3.84	50,000,000	50,000,000	50,000,000	49,938,400	

Investment Inventory

Pooled Fund

Type of Investment	CUSIP	Issuer Name	Maturity		Par Value	Book Value	Amortized		Market Value
			Date	Coupon			Book Value	Market Value	
Negotiable CDs	06417MB87	Bank of Nova Scotia - Houston Branch	7/3/2023	3.73	50,000,000	50,000,000	50,000,000	49,894,200	
Negotiable CDs	78015J3N5	Royal Bank of Canada New York Branch	7/3/2023	3.73	50,000,000	50,000,000	50,000,000	49,890,800	
Negotiable CDs	78015JAJ6	Royal Bank of Canada New York Branch	7/3/2023	4.02	50,000,000	50,000,000	50,000,000	50,014,300	
Subtotals				2.08	\$ 1,960,000,000	\$ 1,960,000,000	\$ 1,960,000,000	\$ 1,951,962,180	
Commercial Paper	03785EJ62	Apple Inc.	9/6/2022	0.00	\$ 40,000,000	\$ 39,841,333	\$ 39,993,333	\$ 39,984,440	
Commercial Paper	62479MJE4	MUFG Bank - New York Branch	9/14/2022	0.00	40,000,000	39,774,222	39,976,889	39,958,600	
Commercial Paper	62479MKC6	MUFG Bank - New York Branch	10/12/2022	0.00	50,000,000	49,639,111	49,867,889	49,836,650	
Commercial Paper	89233HKL7	Toyota Motor Credit Corporation	10/20/2022	0.00	50,000,000	49,611,597	49,840,069	49,821,550	
Commercial Paper	62479MKM4	MUFG Bank - New York Branch	10/21/2022	0.00	50,000,000	49,629,500	49,828,472	49,798,450	
Commercial Paper	89233HKM5	Toyota Motor Credit Corporation	10/21/2022	0.00	50,000,000	49,610,111	49,831,944	49,817,500	
Commercial Paper	62479MKS1	MUFG Bank - New York Branch	10/26/2022	0.00	50,000,000	49,588,264	49,812,847	49,776,800	
Commercial Paper	89233HL28	Toyota Motor Credit Corporation	11/2/2022	0.00	50,000,000	49,586,667	49,786,444	49,768,900	
Commercial Paper	89233HL77	Toyota Motor Credit Corporation	11/7/2022	0.00	50,000,000	49,571,167	49,768,292	49,748,650	
Subtotals				0.00	\$ 430,000,000	\$ 426,851,972	\$ 428,706,181	\$ 428,511,540	
Money Market Funds	09248U718	BLK RK LQ:T-FUND INSTL	9/1/2022	2.10	\$ 11,653,218	\$ 11,653,218	\$ 11,653,218	\$ 11,653,218	
Money Market Funds	262006208	DREYFUS GVT CSH MGT INST	9/1/2022	2.11	268,716,907	268,716,907	268,716,907	268,716,907	
Money Market Funds	31607A703	FIDELITY IMM:GOVT INSTL	9/1/2022	2.20	11,407,935	11,407,935	11,407,935	11,407,935	
Money Market Funds	608919718	FEDERATED HRMS GV O PRMR	9/1/2022	2.19	371,838,497	371,838,497	371,838,497	371,838,497	
Money Market Funds	61747C707	MORG STAN I LQ:GV I	9/1/2022	2.13	11,235,562	11,235,562	11,235,562	11,235,562	
Money Market Funds	85749T517	SS INST INV:US GV MM OPP	9/1/2022	2.26	401,894,613	401,894,613	401,894,613	401,894,613	
Subtotals				2.19	\$ 1,076,746,731	\$ 1,076,746,731	\$ 1,076,746,731	\$ 1,076,746,731	
Supranationals	459058ES8	INTERNATIONAL BANK FOR RECON	10/7/2022	1.88	\$ 64,387,000	\$ 65,187,330	\$ 64,484,667	\$ 64,328,923	
Supranationals	459058JV6	INTERNATIONAL BANK FOR RECON	4/20/2023	0.13	100,000,000	99,793,000	99,934,497	97,950,300	
Supranationals	4581X0CC0	INTER-AMERICAN DEVELOPMENT E	10/4/2023	3.00	25,756,000	26,837,752	26,410,312	25,588,097	
Supranationals	45906M3B5	INTERNATIONAL BANK FOR RECON	6/14/2024	1.98	100,000,000	100,000,000	100,000,000	97,296,000	
Supranationals	4581X0EE4	INTER-AMERICAN DEVELOPMENT E	7/1/2024	3.25	30,000,000	29,997,000	29,997,254	29,844,000	
Supranationals	4581X0EE4	INTER-AMERICAN DEVELOPMENT E	7/1/2024	3.25	50,000,000	49,995,000	49,995,424	49,740,000	
Supranationals	459056HV2	INTERNATIONAL BANK FOR RECON	8/28/2024	1.50	50,000,000	50,984,250	50,694,708	48,044,550	
Supranationals	4581X0DZ8	INTER-AMERICAN DEVELOPMENT E	9/23/2024	0.50	50,000,000	49,595,500	49,711,017	47,004,100	
Supranationals	45950VQG4	INTERNATIONAL FINANCE CORP	9/23/2024	0.44	10,000,000	9,918,700	9,942,625	9,311,830	
Supranationals	4581X0CM8	INTER-AMERICAN DEVELOPMENT E	1/15/2025	2.13	100,000,000	105,676,000	103,618,450	96,762,300	
Supranationals	459058JB0	INTERNATIONAL BANK FOR RECON	4/22/2025	0.63	40,000,000	40,086,000	40,060,558	37,047,360	
Supranationals	4581X0DN5	INTER-AMERICAN DEVELOPMENT E	7/15/2025	0.63	28,900,000	28,519,098	28,604,745	26,582,249	
Supranationals	45818WDG8	INTER-AMERICAN DEVELOPMENT E	2/27/2026	0.82	19,500,000	19,556,907	19,544,054	17,538,866	
Subtotals				1.58	\$ 668,543,000	\$ 676,146,538	\$ 672,998,312	\$ 647,038,574	
Grand Totals				1.29	\$ 13,830,883,731	\$ 13,844,570,271	\$ 13,832,462,682	\$ 13,343,136,924	

Monthly Investment Earnings

Pooled Fund

For month ended August 31, 2022

Type of Investment	CUSIP	Issuer Name	Par Value	Coupon	YTM ¹	Settle Date	Maturity		Earned Interest	Amort.	Realized	Earned Income
							Date	Expense		Gain/(Loss)	/Net Earnings	
U.S. Treasuries	912796M89	United States Department of The Treasury	50000000	0	1.1318	4/7/22	10/6/22	0	47,792	0	47,792	
U.S. Treasuries	912796P94	United States Department of The Treasury	50000000	0	0.2527	12/13/21	12/1/22	0	10,712	0.00	10,712	
U.S. Treasuries	912796U56	United States Department of The Treasury	50000000	0	0.9954	3/29/22	9/22/22	0	42,065	0	42,065	
U.S. Treasuries	912796U64	United States Department of The Treasury	50000000	0	1.0703	3/31/22	9/29/22	0	45,208	0	45,208	
U.S. Treasuries	912796V63	United States Department of The Treasury	50000000	0	1.2754	4/21/22	10/20/22	0	53,819	0.00	53,819	
U.S. Treasuries	9128285Z9	United States Department of The Treasury	50000000	2.5	0.3304	10/4/21	1/31/24	105,299	-91,712	0.00	13,587	
U.S. Treasuries	912828B66	United States Department of The Treasury	50000000	2.75	2.4706	4/11/22	2/15/24	116,696	-11,481	0	105,214	
U.S. Treasuries	912828G38	United States Department of The Treasury	50000000	2.25	0.5199	3/9/21	11/15/24	94,769	-72,728	0	22,041	
U.S. Treasuries	912828G38	United States Department of The Treasury	50000000	2.25	0.4798	3/12/21	11/15/24	94,769	-74,467	0	20,302	
U.S. Treasuries	912828R36	United States Department of The Treasury	50000000	1.625	0.8077	8/27/21	5/15/26	68,444	-34,036	0	34,409	
U.S. Treasuries	912828R36	United States Department of The Treasury	50000000	1.625	0.6941	7/23/21	5/15/26	68,444	-38,871	0	29,573	
U.S. Treasuries	912828S35	United States Department of The Treasury	50000000	1.375	0.2459	6/24/21	6/30/23	57,914	-47,960	0	9,954	
U.S. Treasuries	912828S35	United States Department of The Treasury	50000000	1.375	1.6051	1/9/20	6/30/23	57,914	9,645	0.00	67,560	
U.S. Treasuries	912828S92	United States Department of The Treasury	50000000	1.25	0.2029	4/1/21	7/31/23	52,649	-44,467	0	8,182	
U.S. Treasuries	912828S92	United States Department of The Treasury	50000000	1.25	0.2046	4/1/21	7/31/23	52,649	-44,396	0.00	8,253	
U.S. Treasuries	912828TY6	United States Department of The Treasury	50000000	1.625	0.1255	4/8/21	11/15/22	68,444	-63,543	0.00	4,901	
U.S. Treasuries	912828WE6	United States Department of The Treasury	50000000	2.75	1.7265	12/17/19	11/15/23	115,829	-42,540	0	73,289	
U.S. Treasuries	912828XB1	United States Department of The Treasury	50000000	2.125	0.5683	9/2/21	5/15/25	89,504	-65,387	0.00	24,117	
U.S. Treasuries	912828XT2	United States Department of The Treasury	50000000	2	0.4302	7/6/21	5/31/24	84,699	-66,202	0.00	18,498	
U.S. Treasuries	912828Y87	United States Department of The Treasury	50000000	1.75	0.4178	3/30/21	7/31/24	73,709	-56,226	0.00	17,484	
U.S. Treasuries	912828YA2	United States Department of The Treasury	0	1.5	1.5	3/30/21	8/15/22	58,011	-53,818	0	4,193	
U.S. Treasuries	912828YM6	United States Department of The Treasury	50000000	1.5	0.5059	4/15/21	10/31/24	63,179	-41,798	0.00	21,381	
U.S. Treasuries	912828YY0	United States Department of The Treasury	50000000	1.75	0.5654	3/15/21	12/31/24	73,709	-49,765	0.00	23,945	
U.S. Treasuries	912828Z52	United States Department of The Treasury	50000000	1.375	0.5773	3/30/21	1/31/25	57,914	-33,489	0	24,426	
U.S. Treasuries	912828Z52	United States Department of The Treasury	50000000	1.375	0.5723	4/15/21	1/31/25	57,914	-33,700	0	24,214	
U.S. Treasuries	912828Z86	United States Department of The Treasury	50000000	1.375	0.1396	8/17/21	2/15/23	58,348	-52,356	0.00	5,992	
U.S. Treasuries	912828Z86	United States Department of The Treasury	50000000	1.375	1.0249	3/3/22	2/15/23	58,348	-14,746	0	43,602	
U.S. Treasuries	912828ZC7	United States Department of The Treasury	50000000	1.125	0.6083	3/15/21	2/28/25	47,410	-21,690	0	25,720	
U.S. Treasuries	912828ZC7	United States Department of The Treasury	50000000	1.125	0.6095	3/31/21	2/28/25	47,410	-21,636	0	25,774	
U.S. Treasuries	912828ZD5	United States Department of The Treasury	50000000	0.5	0.1627	3/18/21	3/15/23	21,060	-14,325	0	6,735	
U.S. Treasuries	912828ZF0	United States Department of The Treasury	50000000	0.5	0.582	4/19/21	3/31/25	21,175	3,443	0	24,618	
U.S. Treasuries	912828ZF0	United States Department of The Treasury	50000000	0.5	0.6127	4/15/21	3/31/25	21,175	4,732	0.00	25,906	
U.S. Treasuries	912828ZL7	United States Department of The Treasury	50000000	0.375	0.5719	5/18/21	4/30/25	15,795	8,266	0	24,061	
U.S. Treasuries	912828ZU7	United States Department of The Treasury	50000000	0.25	0.252	6/24/21	6/15/23	10,587	84	0	10,671	
U.S. Treasuries	912828ZU7	United States Department of The Treasury	50000000	0.25	0.1838	4/8/21	6/15/23	10,587	-2,807	0.00	7,780	
U.S. Treasuries	912828ZU7	United States Department of The Treasury	50000000	0.25	0.1912	3/12/21	6/15/23	10,587	-2,495	0.00	8,092	
U.S. Treasuries	912828ZW3	United States Department of The Treasury	50000000	0.25	0.6999	3/9/21	6/30/25	10,530	18,849	0.00	29,379	
U.S. Treasuries	912828ZW3	United States Department of The Treasury	50000000	0.25	0.6499	5/13/21	6/30/25	10,530	16,772	0.00	27,302	
U.S. Treasuries	912828ZW3	United States Department of The Treasury	50000000	0.25	0.6014	7/12/21	6/30/25	10,530	14,750	0	25,280	
U.S. Treasuries	912828ZW3	United States Department of The Treasury	50000000	0.25	0.6015	5/12/21	6/30/25	10,530	14,756	0.00	25,286	
U.S. Treasuries	912828ZW3	United States Department of The Treasury	50000000	0.25	1.035	12/7/21	6/30/25	10,530	32,670	0	43,200	
U.S. Treasuries	912828ZW3	United States Department of The Treasury	50000000	0.25	0.6165	5/18/21	6/30/25	10,530	15,378	0.00	25,908	
U.S. Treasuries	912828ZW3	United States Department of The Treasury	50000000	0.25	0.5087	8/5/21	6/30/25	10,530	10,877	0	21,407	
U.S. Treasuries	912828ZW3	United States Department of The Treasury	50000000	0.25	0.6534	3/8/21	6/30/25	10,530	16,915	0.00	27,445	
U.S. Treasuries	912828ZW3	United States Department of The Treasury	50000000	0.25	0.5577	8/6/21	6/30/25	10,530	12,926	0	23,456	
U.S. Treasuries	91282CAB7	United States Department of The Treasury	50000000	0.25	0.5731	8/6/21	7/31/25	10,530	13,566	0.00	24,096	
U.S. Treasuries	91282CAB7	United States Department of The Treasury	50000000	0.25	0.5241	8/5/21	7/31/25	10,530	11,519	0.00	22,049	
U.S. Treasuries	91282CAG6	United States Department of The Treasury	0	0.125	0.125	3/30/21	8/31/22	5,095	-1,129	0	3,966	
U.S. Treasuries	91282CAK7	United States Department of The Treasury	50000000	0.125	0.2334	8/10/21	9/15/23	5,265	4,584	0.00	9,849	
U.S. Treasuries	91282CAM3	United States Department of The Treasury	50000000	0.25	0.6619	5/12/21	9/30/25	10,587	17,234	0	27,822	
U.S. Treasuries	91282CAM3	United States Department of The Treasury	50000000	0.25	0.5983	7/26/21	9/30/25	10,587	14,592	0	25,179	
U.S. Treasuries	91282CAT8	United States Department of The Treasury	50000000	0.25	0.5534	2/25/21	10/31/25	10,530	12,719	0	23,249	
U.S. Treasuries	91282CAT8	United States Department of The Treasury	50000000	0.25	0.6509	3/2/21	10/31/25	10,530	16,771	0	27,301	

Monthly Investment Earnings

Pooled Fund

Type of Investment	CUSIP	Issuer Name	Par Value	Coupon	YTM ¹	Settle Date	Maturity		Earned Interest	Amort.	Realized	Earned Income
							Date	Expense		Gain/(Loss)	/Net Earnings	
U.S. Treasuries	91282CAT8	United States Department of The Treasury	50000000	0.25	0.6643	3/4/21	10/31/25	10,530	17,325	0.00	27,854	
U.S. Treasuries	91282CBA8	United States Department of The Treasury	50000000	0.125	0.2951	3/19/21	12/15/23	5,294	7,198	0.00	12,492	
U.S. Treasuries	91282CBA8	United States Department of The Treasury	50000000	0.125	0.6864	12/15/21	12/15/23	5,294	23,638	0.00	28,932	
U.S. Treasuries	91282CBA8	United States Department of The Treasury	50000000	0.125	0.7231	12/9/21	12/15/23	5,294	25,173	0.00	30,467	
U.S. Treasuries	91282CBC4	United States Department of The Treasury	50000000	0.375	0.603	2/25/21	12/31/25	15,795	9,544	0	25,339	
U.S. Treasuries	91282CBC4	United States Department of The Treasury	50000000	0.375	0.6805	2/26/21	12/31/25	15,795	12,767	0	28,561	
U.S. Treasuries	91282CBR1	United States Department of The Treasury	50000000	0.25	1.5538	3/8/22	3/15/24	10,530	54,230	0.00	64,760	
U.S. Treasuries	91282CBU4	United States Department of The Treasury	50000000	0.125	0.1537	5/4/21	3/31/23	5,294	1,218	0	6,512	
U.S. Treasuries	91282CBW0	United States Department of The Treasury	50000000	0.75	0.8639	7/2/21	4/30/26	31,590	4,739	0	36,329	
U.S. Treasuries	91282CBW0	United States Department of The Treasury	50000000	0.75	0.8926	6/28/21	4/30/26	31,590	5,928	0	37,518	
U.S. Treasuries	91282CCC3	United States Department of The Treasury	50000000	0.25	0.4471	7/2/21	5/15/24	10,530	8,319	0.00	18,849	
U.S. Treasuries	91282CCJ8	United States Department of The Treasury	50000000	0.875	1.3228	1/4/22	6/30/26	36,855	18,408	0.00	55,263	
U.S. Treasuries	91282CCJ8	United States Department of The Treasury	50000000	0.875	0.7398	7/22/21	6/30/26	36,855	-5,639	0	31,216	
U.S. Treasuries	91282CCJ8	United States Department of The Treasury	50000000	0.875	0.9018	9/24/21	6/30/26	36,855	1,114	0.00	37,968	
U.S. Treasuries	91282CCJ8	United States Department of The Treasury	50000000	0.875	0.903	7/2/21	6/30/26	36,855	1,162	0	38,016	
U.S. Treasuries	91282CCJ8	United States Department of The Treasury	50000000	0.875	0.7749	8/10/21	6/30/26	36,855	-4,172	0.00	32,682	
U.S. Treasuries	91282CCJ8	United States Department of The Treasury	50000000	0.875	0.8461	7/14/21	6/30/26	36,855	-1,203	0	35,652	
U.S. Treasuries	91282CCJ8	United States Department of The Treasury	50000000	0.875	1.0519	10/14/21	6/30/26	36,855	7,322	0	44,177	
U.S. Treasuries	91282CCJ8	United States Department of The Treasury	50000000	0.875	0.7063	8/6/21	6/30/26	36,855	-7,040	0.00	29,815	
U.S. Treasuries	91282CCJ8	United States Department of The Treasury	50000000	0.875	0.7326	7/22/21	6/30/26	36,855	-5,941	0.00	30,914	
U.S. Treasuries	91282CCK5	United States Department of The Treasury	50000000	0.125	0.2597	6/30/21	6/30/23	5,265	5,723	0.00	10,988	
U.S. Treasuries	91282CCL3	United States Department of The Treasury	50000000	0.375	2.6013	4/12/22	7/15/24	15,795	91,224	0.00	107,019	
U.S. Treasuries	91282CCL3	United States Department of The Treasury	50000000	0.375	0.3763	8/6/21	7/15/24	15,795	56	0.00	15,851	
U.S. Treasuries	91282CCL3	United States Department of The Treasury	50000000	0.375	0.4018	8/9/21	7/15/24	15,795	1,131	0.00	16,925	
U.S. Treasuries	91282CCT6	United States Department of The Treasury	50000000	0.375	0.4437	8/25/21	8/15/24	15,913	2,899	0.00	18,812	
U.S. Treasuries	91282CCW9	United States Department of The Treasury	50000000	0.75	0.9795	9/28/21	8/31/26	31,607	9,496	0.00	41,103	
U.S. Treasuries	91282CCZ2	United States Department of The Treasury	50000000	0.875	1.0103	10/8/21	9/30/26	37,056	5,595	0.00	42,651	
U.S. Treasuries	91282CCZ2	United States Department of The Treasury	50000000	0.875	1.003	10/8/21	9/30/26	37,056	5,295	0.00	42,351	
U.S. Treasuries	91282CCZ2	United States Department of The Treasury	50000000	0.875	1.1589	10/19/21	9/30/26	37,056	11,694	0.00	48,750	
U.S. Treasuries	91282CDK4	United States Department of The Treasury	50000000	1.25	1.2013	12/7/21	11/30/26	52,937	-1,997	0.00	50,940	
U.S. Treasuries	91282CDK4	United States Department of The Treasury	50000000	1.25	1.22	12/3/21	11/30/26	52,937	-1,229	0.00	51,708	
U.S. Treasuries	91282CDK4	United States Department of The Treasury	50000000	1.25	2.5854	3/29/22	11/30/26	52,937	53,063	0.00	106,000	
U.S. Treasuries	91282CDQ1	United States Department of The Treasury	50000000	1.25	2.5489	3/29/22	12/31/26	52,649	51,594	0.00	104,243	
U.S. Treasuries	91282CDV0	United States Department of The Treasury	50000000	0.875	2.4625	4/11/22	1/31/24	36,855	65,501	0	102,355	
U.S. Treasuries	91282CDV0	United States Department of The Treasury	50000000	0.875	1.5159	2/23/22	1/31/24	36,855	26,719	0.00	63,574	
U.S. Treasuries	91282CEF4	United States Department of The Treasury	25000000	2.5	2.7091	4/6/22	3/31/27	52,937	4,125	0	57,062	
Subtotals			\$ 4,325,000,000					\$ 3,032,039	\$ (122,147)	\$ -	\$ 2,909,892	

Federal Agencies	3130A1XJ2	Federal Home Loan Banks	\$ 15,955,000	2.88	2.71	5/18/22	6/14/24	\$ 38,226	\$ (2,186)	\$ -	\$ 36,040
Federal Agencies	3130A1XJ2	Federal Home Loan Banks	17,980,000	2.88	2.70	5/18/22	6/14/24	43,077	(2,610)	-	40,467
Federal Agencies	3130A1XJ2	Federal Home Loan Banks	25,500,000	2.88	2.77	5/12/22	6/14/24	61,094	(2,131)	-	58,962
Federal Agencies	3130A1XJ2	Federal Home Loan Banks	50,000,000	2.88	2.67	5/16/22	6/14/24	119,792	(8,321)	-	111,471
Federal Agencies	3130A3VC5	Federal Home Loan Banks	10,000,000	2.25	0.73	12/10/21	12/8/23	18,750	(12,817)	-	5,933
Federal Agencies	3130A3VC5	Federal Home Loan Banks	30,000,000	2.25	0.73	12/10/21	12/8/23	56,250	(38,452)	-	17,798
Federal Agencies	3130A8ZQ9	Federal Home Loan Banks	10,295,000	1.75	1.03	11/2/21	9/12/25	15,014	(6,163)	-	8,850
Federal Agencies	3130AFW94	Federal Home Loan Banks	39,010,000	2.50	0.62	11/12/21	2/13/24	81,271	(61,729)	-	19,542
Federal Agencies	3130AJXD6	Federal Home Loan Banks	20,975,000	0.13	0.59	12/14/21	9/8/23	2,185	8,259	-	10,444
Federal Agencies	3130AMRY0	Federal Home Loan Banks	15,000,000	0.13	0.17	6/4/21	6/2/23	1,563	588	-	2,150
Federal Agencies	3130AN4A5	Federal Home Loan Banks	17,680,000	0.70	0.62	7/12/21	6/30/25	10,313	(1,169)	-	9,145
Federal Agencies	3130ANMP2	Federal Home Loan Banks	25,000,000	1.07	1.07	8/20/21	7/27/26	22,292	-	-	22,292
Federal Agencies	3130ANMP2	Federal Home Loan Banks	25,000,000	1.07	1.07	8/20/21	7/27/26	22,292	-	-	22,292
Federal Agencies	3130ANMP2	Federal Home Loan Banks	25,000,000	1.07	1.07	8/20/21	7/27/26	22,292	-	-	22,292
Federal Agencies	3130ANMP2	Federal Home Loan Banks	25,000,000	1.07	1.07	8/20/21	7/27/26	22,292	-	-	22,292
Federal Agencies	3130ANNM8	Federal Home Loan Banks	25,000,000	1.05	1.05	8/19/21	7/13/26	21,875	-	-	21,875

Monthly Investment Earnings

Pooled Fund

Type of Investment	CUSIP	Issuer Name	Par Value	Coupon	YTM ¹	Settle Date	Maturity	Earned Interest	Amort.	Realized	Earned Income
							Date		Expense	Gain/(Loss)	/Net Earnings
Federal Agencies	3130ANNM8	Federal Home Loan Banks	25,000,000	1.05	1.05	8/19/21	7/13/26	21,875	-	-	21,875
Federal Agencies	3130ANNM8	Federal Home Loan Banks	25,000,000	1.05	1.05	8/19/21	7/13/26	21,875	-	-	21,875
Federal Agencies	3130ANNM8	Federal Home Loan Banks	25,000,000	1.05	1.05	8/19/21	7/13/26	21,875	-	-	21,875
Federal Agencies	3130ANTG5	Federal Home Loan Banks	25,000,000	1.05	1.05	9/13/21	8/10/26	21,875	-	-	21,875
Federal Agencies	3130ANTG5	Federal Home Loan Banks	25,000,000	1.05	1.05	9/13/21	8/10/26	21,875	-	-	21,875
Federal Agencies	3130ANTG5	Federal Home Loan Banks	25,000,000	1.05	1.05	9/13/21	8/10/26	21,875	-	-	21,875
Federal Agencies	3130AP6T7	Federal Home Loan Banks	25,000,000	1.08	1.07	10/1/21	9/3/26	22,396	-	-	22,396
Federal Agencies	3130AP6T7	Federal Home Loan Banks	25,000,000	1.08	1.07	10/1/21	9/3/26	22,396	-	-	22,396
Federal Agencies	3130AP6T7	Federal Home Loan Banks	25,000,000	1.08	1.07	10/1/21	9/3/26	22,396	-	-	22,396
Federal Agencies	3130AP6T7	Federal Home Loan Banks	25,000,000	1.08	1.07	10/1/21	9/3/26	22,396	-	-	22,396
Federal Agencies	3130APPR0	Federal Home Loan Banks	25,000,000	1.43	1.43	11/18/21	10/19/26	29,792	-	-	29,792
Federal Agencies	3130APPR0	Federal Home Loan Banks	25,000,000	1.43	1.43	11/18/21	10/19/26	29,792	-	-	29,792
Federal Agencies	3130APPR0	Federal Home Loan Banks	25,000,000	1.43	1.43	11/18/21	10/19/26	29,792	-	-	29,792
Federal Agencies	3130APPR0	Federal Home Loan Banks	25,000,000	1.43	1.43	11/18/21	10/19/26	29,792	-	-	29,792
Federal Agencies	3130AQ7L1	Federal Home Loan Banks	25,000,000	1.61	1.61	12/16/21	11/16/26	33,438	-	-	33,438
Federal Agencies	3130AQ7L1	Federal Home Loan Banks	25,000,000	1.61	1.61	12/16/21	11/16/26	33,438	-	-	33,438
Federal Agencies	3130AQ7L1	Federal Home Loan Banks	25,000,000	1.61	1.61	12/16/21	11/16/26	33,438	-	-	33,438
Federal Agencies	3130AQ7L1	Federal Home Loan Banks	25,000,000	1.61	1.61	12/16/21	11/16/26	33,438	-	-	33,438
Federal Agencies	3130AQJ95	Federal Home Loan Banks	25,000,000	1.65	1.65	1/14/22	12/14/26	34,271	-	-	34,271
Federal Agencies	3130AQJ95	Federal Home Loan Banks	25,000,000	1.65	1.65	1/14/22	12/14/26	34,271	-	-	34,271
Federal Agencies	3130AQJ95	Federal Home Loan Banks	25,000,000	1.65	1.65	1/14/22	12/14/26	34,271	-	-	34,271
Federal Agencies	3130AQJ95	Federal Home Loan Banks	25,000,000	1.65	1.65	1/14/22	12/14/26	34,271	-	-	34,271
Federal Agencies	3130ARB59	Federal Home Loan Banks	25,000,000	2.35	2.35	3/22/22	3/8/27	48,958	-	-	48,958
Federal Agencies	3130ARB59	Federal Home Loan Banks	25,000,000	2.35	2.35	3/22/22	3/8/27	48,958	-	-	48,958
Federal Agencies	3130ARB59	Federal Home Loan Banks	25,000,000	2.35	2.35	3/22/22	3/8/27	48,958	-	-	48,958
Federal Agencies	3130ARB59	Federal Home Loan Banks	25,000,000	2.35	2.35	3/22/22	3/8/27	48,958	-	-	48,958
Federal Agencies	3130ARHG9	Federal Home Loan Banks	11,000,000	2.13	2.18	3/25/22	2/28/24	19,479	551	-	20,031
Federal Agencies	3130ARHG9	Federal Home Loan Banks	25,000,000	2.13	2.18	3/25/22	2/28/24	44,271	1,253	-	45,524
Federal Agencies	3130ASG86	Federal Home Loan Banks	11,940,000	3.38	3.19	8/4/22	6/13/25	30,223	(1,614)	-	28,609
Federal Agencies	3130ASG86	Federal Home Loan Banks	12,700,000	3.38	3.07	8/3/22	6/13/25	33,338	(2,943)	-	30,395
Federal Agencies	3130ASGU7	Federal Home Loan Banks	10,000,000	3.50	3.19	7/19/22	6/11/27	29,167	(2,453)	-	26,713
Federal Agencies	3130ASGU7	Federal Home Loan Banks	12,375,000	3.50	3.18	7/19/22	6/11/27	36,094	(3,083)	-	33,011
Federal Agencies	3130ASGU7	Federal Home Loan Banks	21,725,000	3.50	3.20	7/20/22	6/11/27	63,365	(5,058)	-	58,307
Federal Agencies	3130ASHK8	Federal Home Loan Banks	28,000,000	3.13	3.31	7/22/22	6/14/24	72,917	4,271	-	77,188
Federal Agencies	3130ASHK8	Federal Home Loan Banks	28,210,000	3.13	3.31	7/22/22	6/14/24	73,464	4,253	-	77,716
Federal Agencies	3130ASME6	Federal Home Loan Banks	10,000,000	3.00	3.10	7/8/22	7/8/24	25,000	823	-	25,823
Federal Agencies	3130ASME6	Federal Home Loan Banks	15,000,000	3.00	3.10	7/8/22	7/8/24	37,500	1,234	-	38,734
Federal Agencies	3130ASME6	Federal Home Loan Banks	17,500,000	3.00	3.10	7/8/22	7/8/24	43,750	1,440	-	45,190
Federal Agencies	3133827H0	Federal Home Loan Banks	44,400,000	2.14	1.08	3/7/22	2/6/23	79,180	(39,367)	-	39,813
Federal Agencies	313383YJ4	Federal Home Loan Banks	25,000,000	3.38	3.12	7/27/22	9/8/23	70,313	(5,319)	-	64,994
Federal Agencies	313383YJ4	Federal Home Loan Banks	25,000,000	3.38	3.11	7/27/22	9/8/23	70,313	(5,452)	-	64,861
Federal Agencies	313383YJ4	Federal Home Loan Banks	40,000,000	3.38	3.14	7/28/22	9/8/23	112,500	(7,769)	-	104,731
Federal Agencies	313385A55	Federal Home Loan Banks	-	0.00	0.00	8/2/22	8/3/22	-	848	-	848
Federal Agencies	313385A55	Federal Home Loan Banks	-	0.00	0.00	8/2/22	8/3/22	-	1,993	-	1,993
Federal Agencies	313385A63	Federal Home Loan Banks	-	0.00	0.00	8/3/22	8/4/22	-	1,424	-	1,424
Federal Agencies	313385C20	Federal Home Loan Banks	-	0.00	0.00	8/15/22	8/16/22	-	2,062	-	2,062
Federal Agencies	313385C38	Federal Home Loan Banks	-	0.00	0.00	8/16/22	8/17/22	-	883	-	883
Federal Agencies	313385C46	Federal Home Loan Banks	-	0.00	0.00	8/17/22	8/18/22	-	1,767	-	1,767
Federal Agencies	313385C46	Federal Home Loan Banks	-	0.00	0.00	8/17/22	8/18/22	-	2,062	-	2,062
Federal Agencies	313385C53	Federal Home Loan Banks	-	0.00	0.00	8/18/22	8/19/22	-	589	-	589
Federal Agencies	313385C53	Federal Home Loan Banks	-	0.00	0.00	8/18/22	8/19/22	-	2,944	-	2,944
Federal Agencies	313385D29	Federal Home Loan Banks	-	0.00	0.00	8/23/22	8/24/22	-	1,472	-	1,472
Federal Agencies	313385D29	Federal Home Loan Banks	-	0.00	0.00	8/23/22	8/24/22	-	1,472	-	1,472

Monthly Investment Earnings

Pooled Fund

Type of Investment	CUSIP	Issuer Name	Par Value	Coupon	YTM ¹	Settle Date	Maturity		Amort. Expense	Realized Gain/(Loss)	Earned Income /Net Earnings
							Date	Earned Interest			
Federal Agencies	313385D29	Federal Home Loan Banks	-	0.00	0.00	8/23/22	8/24/22	-	1,472	-	1,472
Federal Agencies	313385D29	Federal Home Loan Banks	-	0.00	0.00	8/23/22	8/24/22	-	1,472	-	1,472
Federal Agencies	313385D37	Federal Home Loan Banks	-	0.00	0.00	8/24/22	8/25/22	-	2,958	-	2,958
Federal Agencies	313385D37	Federal Home Loan Banks	-	0.00	0.00	8/24/22	8/25/22	-	2,958	-	2,958
Federal Agencies	313385D37	Federal Home Loan Banks	-	0.00	0.00	8/24/22	8/25/22	-	2,959	-	2,959
Federal Agencies	313385D45	Federal Home Loan Banks	-	0.00	0.00	8/25/22	8/26/22	-	3,014	-	3,014
Federal Agencies	313385D45	Federal Home Loan Banks	-	0.00	0.00	8/25/22	8/26/22	-	3,014	-	3,014
Federal Agencies	313385D45	Federal Home Loan Banks	-	0.00	0.00	8/25/22	8/26/22	-	3,014	-	3,014
Federal Agencies	313385D78	Federal Home Loan Banks	-	0.00	0.00	8/26/22	8/29/22	-	9,042	-	9,042
Federal Agencies	313385D78	Federal Home Loan Banks	-	0.00	0.00	8/26/22	8/29/22	-	9,042	-	9,042
Federal Agencies	313385D78	Federal Home Loan Banks	-	0.00	0.00	8/26/22	8/29/22	-	922	-	922
Federal Agencies	313385D78	Federal Home Loan Banks	-	0.00	0.00	8/26/22	8/29/22	-	9,042	-	9,042
Federal Agencies	313385D86	Federal Home Loan Banks	-	0.00	0.00	8/29/22	8/30/22	-	2,873	-	2,873
Federal Agencies	313385D86	Federal Home Loan Banks	-	0.00	0.00	8/29/22	8/30/22	-	2,986	-	2,986
Federal Agencies	313385D86	Federal Home Loan Banks	-	0.00	0.00	8/29/22	8/30/22	-	2,986	-	2,986
Federal Agencies	313385D86	Federal Home Loan Banks	-	0.00	0.00	8/29/22	8/30/22	-	2,986	-	2,986
Federal Agencies	313385D94	Federal Home Loan Banks	-	0.00	0.00	8/30/22	8/31/22	-	3,014	-	3,014
Federal Agencies	313385D94	Federal Home Loan Banks	-	0.00	0.00	8/30/22	8/31/22	-	3,014	-	3,014
Federal Agencies	313385D94	Federal Home Loan Banks	-	0.00	0.00	8/30/22	8/31/22	-	3,014	-	3,014
Federal Agencies	313385D94	Federal Home Loan Banks	-	0.00	0.00	8/30/22	8/31/22	-	3,014	-	3,014
Federal Agencies	313385E28	Federal Home Loan Banks	50,000,000	0.00	2.17	8/31/22	9/1/22	-	3,000	-	3,000
Federal Agencies	313385E28	Federal Home Loan Banks	50,000,000	0.00	2.17	8/31/22	9/1/22	-	3,000	-	3,000
Federal Agencies	313385E28	Federal Home Loan Banks	50,000,000	0.00	2.17	8/31/22	9/1/22	-	3,000	-	3,000
Federal Agencies	313385E28	Federal Home Loan Banks	50,000,000	0.00	2.17	8/31/22	9/1/22	-	3,000	-	3,000
Federal Agencies	313385F92	Federal Home Loan Banks	25,000,000	0.00	1.13	5/10/22	9/16/22	-	24,111	-	24,111
Federal Agencies	3133EHZP1	Federal Farm Credit Banks Funding Corpoi	25,000,000	1.85	0.70	3/18/20	9/20/22	38,542	(24,325)	-	14,217
Federal Agencies	3133ELCP7	Federal Farm Credit Banks Funding Corpoi	25,000,000	1.63	1.66	12/3/19	12/3/24	33,854	679	-	34,533
Federal Agencies	3133ELJH8	Federal Farm Credit Banks Funding Corpoi	10,140,000	1.60	0.75	3/25/20	1/23/23	13,520	(7,320)	-	6,200
Federal Agencies	3133ELNE0	Federal Farm Credit Banks Funding Corpoi	20,495,000	1.43	0.85	3/18/20	2/14/24	24,423	(9,891)	-	14,533
Federal Agencies	3133ELQY3	Federal Farm Credit Banks Funding Corpoi	16,000,000	1.21	1.22	3/23/20	3/3/25	16,133	159	-	16,293
Federal Agencies	3133ELQY3	Federal Farm Credit Banks Funding Corpoi	24,000,000	1.21	1.24	3/23/20	3/3/25	24,200	614	-	24,814
Federal Agencies	3133ELVL5	Federal Farm Credit Banks Funding Corpoi	40,000,000	0.70	0.71	4/3/20	10/3/22	23,333	340	-	23,673
Federal Agencies	3133EM2E1	Federal Farm Credit Banks Funding Corpoi	50,000,000	0.16	0.19	8/10/21	8/10/23	6,667	1,274	-	7,941
Federal Agencies	3133EM3S9	Federal Farm Credit Banks Funding Corpoi	48,067,000	0.20	0.53	12/14/21	6/26/23	8,011	13,355	-	21,366
Federal Agencies	3133EM3S9	Federal Farm Credit Banks Funding Corpoi	50,000,000	0.20	0.22	8/26/21	6/26/23	8,333	932	-	9,265
Federal Agencies	3133EM5X6	Federal Farm Credit Banks Funding Corpoi	25,000,000	0.43	0.46	9/23/21	9/23/24	8,958	714	-	9,673
Federal Agencies	3133EM5X6	Federal Farm Credit Banks Funding Corpoi	50,000,000	0.43	0.46	9/23/21	9/23/24	17,917	1,428	-	19,345
Federal Agencies	3133EM5X6	Federal Farm Credit Banks Funding Corpoi	50,000,000	0.43	0.46	9/23/21	9/23/24	17,917	1,428	-	19,345
Federal Agencies	3133EM6N7	Federal Farm Credit Banks Funding Corpoi	50,000,000	0.17	0.22	9/27/21	9/27/23	7,083	2,123	-	9,207
Federal Agencies	3133EMF31	Federal Farm Credit Banks Funding Corpoi	100,000,000	0.13	0.16	6/2/21	6/2/23	10,417	2,633	-	13,050
Federal Agencies	3133EMH96	Federal Farm Credit Banks Funding Corpoi	50,000,000	0.13	0.26	6/28/21	6/14/23	5,208	5,851	-	11,060
Federal Agencies	3133EMPH9	Federal Farm Credit Banks Funding Corpoi	45,500,000	0.13	1.10	3/3/22	2/3/23	4,740	37,134	-	41,874
Federal Agencies	3133EMRZ7	Federal Farm Credit Banks Funding Corpoi	5,000,000	0.25	0.26	2/26/21	2/26/24	1,042	51	-	1,093
Federal Agencies	3133EMRZ7	Federal Farm Credit Banks Funding Corpoi	5,000,000	0.25	0.26	2/26/21	2/26/24	1,042	51	-	1,093
Federal Agencies	3133EMRZ7	Federal Farm Credit Banks Funding Corpoi	100,000,000	0.25	0.26	2/26/21	2/26/24	20,833	1,019	-	21,853
Federal Agencies	3133EMS37	Federal Farm Credit Banks Funding Corpoi	50,000,000	0.13	0.20	7/14/21	7/14/23	5,208	3,066	-	8,275
Federal Agencies	3133EMS37	Federal Farm Credit Banks Funding Corpoi	50,000,000	0.13	0.22	7/14/21	7/14/23	5,208	3,939	-	9,147
Federal Agencies	3133EMS45	Federal Farm Credit Banks Funding Corpoi	50,000,000	0.11	0.12	7/14/21	12/14/22	4,583	425	-	5,008
Federal Agencies	3133EMTW2	Federal Farm Credit Banks Funding Corpoi	50,000,000	0.30	0.34	3/18/21	3/18/24	12,500	1,711	-	14,211
Federal Agencies	3133EMTW2	Federal Farm Credit Banks Funding Corpoi	50,000,000	0.30	0.34	3/18/21	3/18/24	12,500	1,713	-	14,213
Federal Agencies	3133EMUH3	Federal Farm Credit Banks Funding Corpoi	65,000,000	0.13	0.16	3/31/21	3/23/23	6,771	1,926	-	8,697
Federal Agencies	3133EMV25	Federal Farm Credit Banks Funding Corpoi	50,000,000	0.45	0.39	8/6/21	7/23/24	18,750	(2,636)	-	16,114
Federal Agencies	3133EMV25	Federal Farm Credit Banks Funding Corpoi	20,000,000	0.13	0.19	4/13/21	4/13/23	2,083	1,121	-	3,204
Federal Agencies	3133EMV25	Federal Farm Credit Banks Funding Corpoi	20,000,000	0.13	0.19	4/13/21	4/13/23	2,083	1,121	-	3,204
Federal Agencies	3133EMV4	Federal Farm Credit Banks Funding Corpoi	25,000,000	0.13	0.19	4/13/21	4/13/23	2,604	1,401	-	4,006

Monthly Investment Earnings

Pooled Fund

Type of Investment	CUSIP	Issuer Name	Par Value	Coupon	YTM ¹	Settle Date	Maturity		Earned Interest	Amort. Expense	Realized Gain/(Loss)	Earned Income /Net Earnings
							Date	Date				
Federal Agencies	3133EMVP4	Federal Farm Credit Banks Funding Corpoi	50,000,000	0.13	0.19	4/13/21	4/13/23	5,208	2,803	-	8,011	
Federal Agencies	3133EMWK4	Federal Farm Credit Banks Funding Corpoi	60,000,000	0.14	0.15	5/18/21	1/19/23	7,000	639	-	7,639	
Federal Agencies	3133EMWT5	Federal Farm Credit Banks Funding Corpoi	50,000,000	0.60	0.61	4/21/21	4/21/25	25,000	562	-	25,562	
Federal Agencies	3133EMWV0	Federal Farm Credit Banks Funding Corpoi	16,545,000	0.35	0.34	5/4/21	4/22/24	4,826	(132)	-	4,693	
Federal Agencies	3133EMWV0	Federal Farm Credit Banks Funding Corpoi	29,424,000	0.35	0.34	5/4/21	4/22/24	8,582	(236)	-	8,346	
Federal Agencies	3133EMWV0	Federal Farm Credit Banks Funding Corpoi	39,000,000	0.35	0.34	5/4/21	4/22/24	11,375	(312)	-	11,063	
Federal Agencies	3133EMXM9	Federal Farm Credit Banks Funding Corpoi	44,500,000	0.13	0.17	5/5/21	4/27/23	4,635	1,622	-	6,257	
Federal Agencies	3133EMYX4	Federal Farm Credit Banks Funding Corpoi	12,500,000	0.13	0.19	5/10/21	5/10/23	1,302	679	-	1,982	
Federal Agencies	3133EMYX4	Federal Farm Credit Banks Funding Corpoi	25,000,000	0.13	0.19	5/10/21	5/10/23	2,604	1,359	-	3,963	
Federal Agencies	3133EMYX4	Federal Farm Credit Banks Funding Corpoi	75,000,000	0.13	0.19	5/10/21	5/10/23	7,813	4,077	-	11,889	
Federal Agencies	3133EMZ21	Federal Farm Credit Banks Funding Corpoi	15,500,000	0.69	0.75	8/9/21	4/6/26	8,913	763	-	9,675	
Federal Agencies	3133ENDQ0	Federal Farm Credit Banks Funding Corpoi	50,000,000	0.16	0.32	11/12/21	2/10/23	6,667	6,828	-	13,494	
Federal Agencies	3133ENEG1	Federal Farm Credit Banks Funding Corpoi	39,675,000	1.05	1.08	11/17/21	11/17/25	34,716	1,120	-	35,835	
Federal Agencies	3133ENEG1	Federal Farm Credit Banks Funding Corpoi	55,000,000	1.05	1.09	11/17/21	11/17/25	48,125	1,634	-	49,759	
Federal Agencies	3133ENEJ5	Federal Farm Credit Banks Funding Corpoi	10,000,000	0.88	0.91	11/18/21	11/18/24	7,292	325	-	7,617	
Federal Agencies	3133ENEJ5	Federal Farm Credit Banks Funding Corpoi	10,000,000	0.88	0.91	11/18/21	11/18/24	7,292	325	-	7,617	
Federal Agencies	3133ENEJ5	Federal Farm Credit Banks Funding Corpoi	50,000,000	0.88	0.91	11/18/21	11/18/24	36,458	1,626	-	38,085	
Federal Agencies	3133ENEY2	Federal Farm Credit Banks Funding Corpoi	50,000,000	0.45	0.45	11/24/21	7/24/23	18,750	179	-	18,929	
Federal Agencies	3133ENGF1	Federal Farm Credit Banks Funding Corpoi	25,000,000	0.50	0.57	12/3/21	12/1/23	10,417	1,544	-	11,960	
Federal Agencies	3133ENGF1	Federal Farm Credit Banks Funding Corpoi	25,000,000	0.50	0.57	12/3/21	12/1/23	10,417	1,544	-	11,960	
Federal Agencies	3133ENGF1	Federal Farm Credit Banks Funding Corpoi	75,000,000	0.50	0.57	12/3/21	12/1/23	31,250	4,631	-	35,881	
Federal Agencies	3133ENGQ7	Federal Farm Credit Banks Funding Corpoi	50,000,000	0.92	0.95	12/9/21	12/9/24	38,333	1,047	-	39,380	
Federal Agencies	3133ENGQ7	Federal Farm Credit Banks Funding Corpoi	50,000,000	0.92	0.93	12/9/21	12/9/24	38,333	424	-	38,758	
Federal Agencies	3133ENHM5	Federal Farm Credit Banks Funding Corpoi	45,000,000	1.17	1.20	12/16/21	12/16/25	43,875	974	-	44,849	
Federal Agencies	3133ENHM5	Federal Farm Credit Banks Funding Corpoi	50,000,000	1.17	1.20	12/16/21	12/16/25	48,750	1,082	-	49,832	
Federal Agencies	3133ENHR4	Federal Farm Credit Banks Funding Corpoi	25,000,000	0.68	0.70	12/20/21	12/20/23	14,167	527	-	14,693	
Federal Agencies	3133ENHR4	Federal Farm Credit Banks Funding Corpoi	25,000,000	0.68	0.70	12/20/21	12/20/23	14,167	510	-	14,676	
Federal Agencies	3133ENHR4	Federal Farm Credit Banks Funding Corpoi	62,000,000	0.68	0.70	12/20/21	12/20/23	35,133	1,253	-	36,387	
Federal Agencies	3133ENJ35	Federal Farm Credit Banks Funding Corpoi	35,000,000	3.32	3.36	8/25/22	2/25/26	19,367	232	-	19,598	
Federal Agencies	3133ENJ84	Federal Farm Credit Banks Funding Corpoi	50,000,000	3.38	3.46	8/26/22	8/26/24	23,438	685	-	24,123	
Federal Agencies	3133ENKS8	Federal Farm Credit Banks Funding Corpoi	20,000,000	1.13	1.20	1/11/22	1/6/25	18,750	1,279	-	20,029	
Federal Agencies	3133ENKS8	Federal Farm Credit Banks Funding Corpoi	25,000,000	1.13	1.20	1/11/22	1/6/25	23,438	1,598	-	25,036	
Federal Agencies	3133ENKS8	Federal Farm Credit Banks Funding Corpoi	25,000,000	1.13	1.20	1/11/22	1/6/25	23,438	1,598	-	25,036	
Federal Agencies	3133ENLF5	Federal Farm Credit Banks Funding Corpoi	11,856,000	0.90	1.44	3/3/22	1/18/24	8,892	5,296	-	14,188	
Federal Agencies	3133ENLF5	Federal Farm Credit Banks Funding Corpoi	50,000,000	0.90	1.21	2/1/22	1/18/24	37,500	12,946	-	50,446	
Federal Agencies	3133ENRD4	Federal Farm Credit Banks Funding Corpoi	48,573,000	1.68	2.18	3/16/22	3/10/27	68,002	19,434	-	87,436	
Federal Agencies	3133ENTS9	Federal Farm Credit Banks Funding Corpoi	22,500,000	2.60	2.70	4/6/22	4/5/27	48,750	1,829	-	50,579	
Federal Agencies	3133ENTS9	Federal Farm Credit Banks Funding Corpoi	24,500,000	2.60	2.71	4/6/22	4/5/27	53,083	2,089	-	55,172	
Federal Agencies	3133ENTS9	Federal Farm Credit Banks Funding Corpoi	25,000,000	2.60	2.77	4/6/22	4/5/27	54,167	3,329	-	57,496	
Federal Agencies	3133ENUD0	Federal Farm Credit Banks Funding Corpoi	20,000,000	2.64	2.69	4/8/22	4/8/26	44,000	823	-	44,823	
Federal Agencies	3133ENUD0	Federal Farm Credit Banks Funding Corpoi	30,000,000	2.64	2.69	4/8/22	4/8/26	66,000	1,235	-	67,235	
Federal Agencies	3133ENWP1	Federal Farm Credit Banks Funding Corpoi	45,000,000	2.63	2.69	5/16/22	5/16/24	98,438	2,576	-	101,014	
Federal Agencies	3133ENWP1	Federal Farm Credit Banks Funding Corpoi	50,000,000	2.63	2.69	5/16/22	5/16/24	109,375	2,863	-	112,238	
Federal Agencies	3133ENXE5	Federal Farm Credit Banks Funding Corpoi	6,000,000	2.85	2.90	5/23/22	5/23/25	14,250	238	-	14,488	
Federal Agencies	3133ENXE5	Federal Farm Credit Banks Funding Corpoi	20,000,000	2.85	2.90	5/23/22	5/23/25	47,500	792	-	48,292	
Federal Agencies	3133ENYH7	Federal Farm Credit Banks Funding Corpoi	50,000,000	2.63	2.69	6/10/22	6/10/24	109,375	2,735	-	112,110	
Federal Agencies	3133ENYH7	Federal Farm Credit Banks Funding Corpoi	50,000,000	2.63	2.69	6/10/22	6/10/24	109,375	2,735	-	112,110	
Federal Agencies	3133ENYQ7	Federal Farm Credit Banks Funding Corpoi	50,000,000	2.95	2.97	6/13/22	6/13/25	122,917	693	-	123,610	
Federal Agencies	3133ENYX2	Federal Farm Credit Banks Funding Corpoi	25,000,000	3.25	3.31	6/17/22	6/17/24	67,708	1,251	-	68,959	
Federal Agencies	3133ENYX2	Federal Farm Credit Banks Funding Corpoi	25,000,000	3.25	3.31	6/17/22	6/17/24	67,708	1,240	-	68,949	
Federal Agencies	3133ENYX2	Federal Farm Credit Banks Funding Corpoi	50,000,000	3.25	3.28	6/17/22	6/17/24	135,417	1,272	-	136,689	
Federal Agencies	3133ENZK9	Federal Farm Credit Banks Funding Corpoi	27,865,000	3.24	3.06	7/7/22	6/28/27	75,236	(3,993)	-	71,242	
Federal Agencies	3133ENZS2	Federal Farm Credit Banks Funding Corpoi	25,000,000	3.10	3.13	6/28/22	6/28/24	64,583	573	-	65,156	
Federal Agencies	3133ENZS2	Federal Farm Credit Banks Funding Corpoi	25,000,000	3.10	3.13	6/28/22	6/28/24	64,583	530	-	65,113	

Monthly Investment Earnings

Pooled Fund

Type of Investment	CUSIP	Issuer Name	Par Value	Coupon	YTM ¹	Settle Date	Maturity		Earned Interest	Amort.	Realized	Earned Income
							Date	Expense		Gain/(Loss)	/Net Earnings	
Federal Agencies	3133ENZS2	Federal Farm Credit Banks Funding Corpor	50,000,000	3.10	3.13	6/28/22	6/28/24	129,167	1,145	-	130,312	
Federal Agencies	3135G03U5	Federal National Mortgage Association	37,938,000	0.63	1.08	12/8/21	4/22/25	19,759	14,359	-	34,119	
Federal Agencies	3135G03U5	Federal National Mortgage Association	50,000,000	0.63	1.08	12/8/21	4/22/25	26,042	19,039	-	45,081	
Federal Agencies	3135G03U5	Federal National Mortgage Association	50,000,000	0.63	0.57	7/12/21	4/22/25	26,042	(2,426)	-	23,616	
Federal Agencies	3135G04Z3	Federal National Mortgage Association	4,655,000	0.50	1.11	12/8/21	6/17/25	1,940	2,369	-	4,309	
Federal Agencies	3135G04Z3	Federal National Mortgage Association	10,000,000	0.50	1.11	12/8/21	6/17/25	4,167	5,068	-	9,235	
Federal Agencies	3135G05X7	Federal National Mortgage Association	25,000,000	0.38	0.66	3/4/21	8/25/25	7,813	5,987	-	13,799	
Federal Agencies	3135G05X7	Federal National Mortgage Association	72,500,000	0.38	0.57	2/25/21	8/25/25	22,656	12,045	-	34,701	
Federal Agencies	3135G0U43	Federal National Mortgage Association	29,648,000	2.88	0.66	12/9/21	9/12/23	71,032	(55,303)	-	15,729	
Federal Agencies	3135G0X24	Federal National Mortgage Association	39,060,000	1.63	0.53	4/21/21	1/7/25	52,894	(35,924)	-	16,969	
Federal Agencies	3137EAEP0	Federal Home Loan Mortgage Corporation	5,000,000	1.50	1.52	2/14/20	2/12/25	6,250	65	-	6,315	
Federal Agencies	3137EAEP0	Federal Home Loan Mortgage Corporation	5,000,000	1.50	1.52	2/14/20	2/12/25	6,250	65	-	6,315	
Federal Agencies	3137EAEP0	Federal Home Loan Mortgage Corporation	5,000,000	1.50	1.52	2/14/20	2/12/25	6,250	65	-	6,315	
Federal Agencies	3137EAEP0	Federal Home Loan Mortgage Corporation	15,000,000	1.50	1.52	2/14/20	2/12/25	18,750	196	-	18,946	
Federal Agencies	3137EAEP0	Federal Home Loan Mortgage Corporation	50,000,000	1.50	1.52	2/14/20	2/12/25	62,500	654	-	63,154	
Federal Agencies	3137EAEP0	Federal Home Loan Mortgage Corporation	53,532,000	1.50	0.55	4/21/21	2/12/25	66,915	(42,685)	-	24,230	
Federal Agencies	3137EAEP0	Federal Home Loan Mortgage Corporation	40,776,000	0.25	0.58	12/6/21	8/24/23	8,495	11,550	-	20,045	
Federal Agencies	3137EAEX3	Federal Home Loan Mortgage Corporation	22,600,000	0.38	0.67	3/4/21	9/23/25	7,063	5,676	-	12,738	
Subtotals			\$ 5,330,594,000					\$ 5,241,037	\$ 26,593	\$ -	\$ 5,267,630	
Public Time Deposits	PPE4E8VT6	Bank of San Francisco	\$ 10,000,000	0.81	0.81	3/21/22	9/19/22	\$ 6,975	\$ -	\$ -	\$ 6,975	
Public Time Deposits	PPEEE5T97	Bridge Bank	10,000,000	0.81	0.81	3/21/22	9/19/22	6,879	-	-	6,879	
Public Time Deposits	PPFR6ZB99	Bridge Bank	10,000,000	2.39	2.39	6/20/22	12/19/22	20,299	-	-	20,299	
Public Time Deposits	PPFT6Q6D2	Bank of San Francisco	10,000,000	1.64	1.64	6/6/22	12/5/22	14,122	-	-	14,122	
Subtotals			\$ 40,000,000					\$ 48,275	\$ -	\$ -	\$ 48,275	
Negotiable CDs	06367CPS0	Bank of Montreal - Chicago Branch	\$ 50,000,000	0.52	0.52	12/8/21	12/7/22	\$ 22,389	\$ -	\$ -	\$ 22,389	
Negotiable CDs	06367CSM0	Bank of Montreal - Chicago Branch	50,000,000	1.35	1.35	2/28/22	2/13/23	58,125	-	-	58,125	
Negotiable CDs	06367CSP3	Bank of Montreal - Chicago Branch	50,000,000	0.82	0.82	2/28/22	9/12/22	35,306	-	-	35,306	
Negotiable CDs	06367CSR9	Bank of Montreal - Chicago Branch	50,000,000	1.18	1.18	3/1/22	1/30/23	50,806	-	-	50,806	
Negotiable CDs	06367CST5	Bank of Montreal - Chicago Branch	-	0.83	0.83	3/2/22	8/29/22	32,278	-	-	32,278	
Negotiable CDs	06367CTT4	Bank of Montreal - Chicago Branch	50,000,000	1.42	1.42	4/4/22	9/28/22	61,139	-	-	61,139	
Negotiable CDs	06367CTW7	Bank of Montreal - Chicago Branch	50,000,000	1.92	1.92	4/6/22	1/13/23	82,667	-	-	82,667	
Negotiable CDs	06367CTZ0	Bank of Montreal - Chicago Branch	-	1.17	1.17	4/11/22	8/17/22	26,000	-	-	26,000	
Negotiable CDs	06367CUZ8	Bank of Montreal - Chicago Branch	50,000,000	2.28	2.28	5/12/22	1/18/23	98,167	-	-	98,167	
Negotiable CDs	06367CV46	Bank of Montreal - Chicago Branch	50,000,000	2.60	2.60	5/17/22	3/27/23	111,944	-	-	111,944	
Negotiable CDs	06367CWT0	Bank of Montreal - Chicago Branch	50,000,000	3.75	3.75	7/12/22	7/3/23	161,458	-	-	161,458	
Negotiable CDs	06367CX51	Bank of Montreal - Chicago Branch	50,000,000	3.92	3.92	7/21/22	6/30/23	168,778	-	-	168,778	
Negotiable CDs	06367CXA0	Bank of Montreal - Chicago Branch	50,000,000	3.84	3.84	7/27/22	7/3/23	165,333	-	-	165,333	
Negotiable CDs	06367CXR3	Bank of Montreal - Chicago Branch	50,000,000	4.23	4.23	9/1/22	8/28/23	-	-	-	-	
Negotiable CDs	06417MB87	Bank of Nova Scotia - Houston Branch	50,000,000	3.73	3.73	8/1/22	7/3/23	160,597	-	-	160,597	
Negotiable CDs	06417MSJ5	Bank of Nova Scotia - Houston Branch	-	0.24	0.24	11/2/21	8/1/22	(0)	-	-	(0)	
Negotiable CDs	65602YF47	Norinchukin Bank - New York Branch	50,000,000	2.50	2.50	7/11/22	10/20/22	107,639	-	-	107,639	
Negotiable CDs	78012U2E4	Royal Bank of Canada New York Branch	50,000,000	0.48	0.48	12/2/21	12/2/22	20,667	-	-	20,667	
Negotiable CDs	78012U3T0	Royal Bank of Canada New York Branch	-	0.80	0.80	2/28/22	8/29/22	31,111	-	-	31,111	
Negotiable CDs	78012U3V5	Royal Bank of Canada New York Branch	50,000,000	0.85	0.85	3/1/22	9/12/22	36,597	-	-	36,597	
Negotiable CDs	78012U4G7	Royal Bank of Canada New York Branch	50,000,000	1.42	1.42	3/15/22	9/22/22	61,139	-	-	61,139	
Negotiable CDs	78012U4H5	Royal Bank of Canada New York Branch	50,000,000	1.44	1.44	3/15/22	9/26/22	62,000	-	-	62,000	
Negotiable CDs	78012U5C5	Royal Bank of Canada New York Branch	50,000,000	2.00	2.00	4/14/22	1/27/23	86,111	-	-	86,111	
Negotiable CDs	78012U5Z4	Royal Bank of Canada New York Branch	50,000,000	2.58	2.58	5/24/22	3/27/23	111,083	-	-	111,083	
Negotiable CDs	78012U6W0	Royal Bank of Canada New York Branch	50,000,000	3.71	3.71	6/21/22	6/15/23	159,736	-	-	159,736	
Negotiable CDs	78012U7H2	Royal Bank of Canada New York Branch	50,000,000	3.68	3.68	6/28/22	6/15/23	158,444	-	-	158,444	
Negotiable CDs	78012UW68	Royal Bank of Canada New York Branch	50,000,000	0.30	0.30	10/25/21	10/24/22	12,917	-	-	12,917	
Negotiable CDs	78012UW84	Royal Bank of Canada New York Branch	50,000,000	0.28	0.28	10/26/21	9/26/22	12,056	-	-	12,056	

Monthly Investment Earnings

Pooled Fund

Type of Investment	CUSIP	Issuer Name	Par Value	Coupon	YTM ¹	Settle Date	Maturity	Earned Interest	Amort.	Realized	Earned Income
							Date		Expense	Gain/(Loss)	/Net Earnings
Negotiable CDs	78015J3N5	Royal Bank of Canada New York Branch	50,000,000	3.73	3.73	7/12/22	7/3/23	160,597	-	-	160,597
Negotiable CDs	78015JAJ6	Royal Bank of Canada New York Branch	50,000,000	4.02	4.02	8/8/22	7/3/23	134,000	-	-	134,000
Negotiable CDs	89114WM36	Toronto-Dominion Bank - New York Branch	50,000,000	0.48	0.48	12/2/21	12/2/22	20,667	-	-	20,667
Negotiable CDs	89114WP58	Toronto-Dominion Bank - New York Branch	10,000,000	0.57	0.57	1/6/22	12/30/22	4,908	-	-	4,908
Negotiable CDs	89114WP58	Toronto-Dominion Bank - New York Branch	50,000,000	0.57	0.57	1/6/22	12/30/22	24,542	-	-	24,542
Negotiable CDs	89114WQL2	Toronto-Dominion Bank - New York Branch	50,000,000	0.95	0.95	2/3/22	1/30/23	40,903	-	-	40,903
Negotiable CDs	89114WRW7	Toronto-Dominion Bank - New York Branch	50,000,000	1.35	1.35	2/28/22	2/13/23	58,125	-	-	58,125
Negotiable CDs	89114WU52	Toronto-Dominion Bank - New York Branch	50,000,000	1.50	1.50	4/4/22	10/24/22	64,583	-	-	64,583
Negotiable CDs	89114WU94	Toronto-Dominion Bank - New York Branch	50,000,000	1.92	1.92	4/6/22	1/13/23	82,667	-	-	82,667
Negotiable CDs	89114WUU7	Toronto-Dominion Bank - New York Branch	50,000,000	2.16	2.16	4/12/22	2/27/23	93,000	-	-	93,000
Negotiable CDs	89114WUU7	Toronto-Dominion Bank - New York Branch	50,000,000	2.16	2.16	4/12/22	2/27/23	93,000	-	-	93,000
Negotiable CDs	89114WWV3	Toronto-Dominion Bank - New York Branch	50,000,000	2.26	2.26	5/9/22	1/4/23	97,306	-	-	97,306
Negotiable CDs	89114WWX9	Toronto-Dominion Bank - New York Branch	50,000,000	2.36	2.36	5/9/22	1/24/23	101,611	-	-	101,611
Negotiable CDs	89115B3A6	Toronto-Dominion Bank - New York Branch	50,000,000	3.60	3.60	7/5/22	6/15/23	155,000	-	-	155,000
Negotiable CDs	89115B3A6	Toronto-Dominion Bank - New York Branch	50,000,000	3.60	3.60	7/5/22	6/15/23	155,000	-	-	155,000
Negotiable CDs	89115BAW0	Toronto-Dominion Bank - New York Branch	50,000,000	3.90	3.90	7/19/22	6/30/23	167,917	-	-	167,917
Negotiable CDs	96130ALC0	Westpac Banking Corporation - New York I	50,000,000	0.30	0.30	10/27/21	10/24/22	12,917	-	-	12,917
Subtotals			\$ 2,010,000,000					\$ 3,561,228	\$ -	\$ -	\$ 3,561,228
Commercial Paper	03785EJ62	Apple Inc.	\$ 40,000,000	0.00	1.21	5/10/22	9/6/22	\$ -	\$ 41,333	\$ -	\$ 41,333
Commercial Paper	62479MH30	MUFG Bank - New York Branch	-	0.00	0.00	3/28/22	8/3/22	-	3,333	-	3,333
Commercial Paper	62479MH55	MUFG Bank - New York Branch	-	0.00	0.00	4/6/22	8/5/22	-	6,333	-	6,333
Commercial Paper	62479MHA4	MUFG Bank - New York Branch	-	0.00	0.00	7/25/22	8/10/22	-	26,375	-	26,375
Commercial Paper	62479MHA4	MUFG Bank - New York Branch	-	0.00	0.00	7/22/22	8/10/22	-	25,000	-	25,000
Commercial Paper	62479MHQ9	MUFG Bank - New York Branch	-	0.00	0.00	4/12/22	8/24/22	-	38,333	-	38,333
Commercial Paper	62479MJE4	MUFG Bank - New York Branch	40,000,000	0.00	1.61	5/10/22	9/14/22	-	55,111	-	55,111
Commercial Paper	62479MKC6	MUFG Bank - New York Branch	50,000,000	0.00	2.34	6/22/22	10/12/22	-	99,889	-	99,889
Commercial Paper	62479MKM4	MUFG Bank - New York Branch	50,000,000	0.00	2.49	7/5/22	10/21/22	-	106,347	-	106,347
Commercial Paper	62479MKS1	MUFG Bank - New York Branch	50,000,000	0.00	2.48	6/27/22	10/26/22	-	105,486	-	105,486
Commercial Paper	89233HH15	Toyota Motor Credit Corporation	-	0.00	0.00	11/4/21	8/1/22	-	-	-	-
Commercial Paper	89233HKL7	Toyota Motor Credit Corporation	50,000,000	0.00	2.37	6/23/22	10/20/22	-	101,181	-	101,181
Commercial Paper	89233HKM5	Toyota Motor Credit Corporation	50,000,000	0.00	2.44	6/27/22	10/21/22	-	104,194	-	104,194
Commercial Paper	89233HL28	Toyota Motor Credit Corporation	50,000,000	0.00	2.51	7/5/22	11/2/22	-	106,778	-	106,778
Commercial Paper	89233HL77	Toyota Motor Credit Corporation	50,000,000	0.00	2.52	7/6/22	11/7/22	-	107,208	-	107,208
Subtotals			\$ 430,000,000					\$ -	\$ 926,903	\$ -	\$ 926,903
Money Market Funds	09248U718	BlackRock Liquidity Funds - T-Fund	\$ 11,653,218	2.10	2.04	8/31/22	9/1/22	\$ 19,863	\$ -	\$ -	\$ 19,863
Money Market Funds	262006208	Dreyfus Government Cash Management F	268,716,907	2.11	2.10	8/31/22	9/1/22	721,195	-	-	721,195
Money Market Funds	31607A703	Fidelity Colchester Street Trust - Governme	11,407,935	2.20	2.10	8/31/22	9/1/22	21,417	-	-	21,417
Money Market Funds	608919718	Money Market Obligations Trust - Federate	371,838,497	2.19	2.16	8/31/22	9/1/22	500,446	-	-	500,446
Money Market Funds	61747C707	Morgan Stanley Institutional Liquidity Funds	11,235,562	2.13	2.12	8/31/22	9/1/22	47,670	-	-	47,670
Money Market Funds	85749T517	State Street Institutional U.S. Government	401,894,613	2.26	2.23	8/31/22	9/1/22	745,453	-	-	745,453
Subtotals			\$ 1,076,746,731					\$ 2,056,044	\$ -	\$ -	\$ 2,056,044

Monthly Investment Earnings Pooled Fund

Type of Investment	CUSIP	Issuer Name	Par Value	Coupon	YTM ¹	Settle Date	Maturity		Earned Interest	Amort.	Realized	Earned Income
							Date	Expense		Gain/(Loss)	/Net Earnings	
Supranationals	45818WDG8	Inter-American Development Bank	\$ 19,500,000	0.82	0.75	8/25/21	2/27/26	\$ 13,325	\$ (1,071)	\$ -	\$ 12,254	
Supranationals	4581X0CC0	Inter-American Development Bank	25,756,000	3.00	0.66	12/15/21	10/4/23	64,390	(50,964)	-	13,426	
Supranationals	4581X0CM8	Inter-American Development Bank	100,000,000	2.13	0.58	4/26/21	1/15/25	177,083	(129,379)	-	47,704	
Supranationals	4581X0DN5	Inter-American Development Bank	28,900,000	0.63	0.99	11/1/21	7/15/25	15,052	8,734	-	23,786	
Supranationals	4581X0DZ8	Inter-American Development Bank	50,000,000	0.50	0.78	11/4/21	9/23/24	20,833	11,897	-	32,730	
Supranationals	4581X0EE4	Inter-American Development Bank	30,000,000	3.25	3.26	7/1/22	7/1/24	81,250	127	-	81,377	
Supranationals	4581X0EE4	Inter-American Development Bank	50,000,000	3.25	3.26	7/1/22	7/1/24	135,417	212	-	135,629	
Supranationals	459056HV2	International Bank for Reconstruction and I	50,000,000	1.50	0.79	11/2/21	8/28/24	62,500	(29,623)	-	32,877	
Supranationals	459058ES8	International Bank for Reconstruction and I	64,387,000	1.88	0.34	12/16/21	10/7/22	100,658	(84,103)	-	16,556	
Supranationals	459058JB0	International Bank for Reconstruction and I	40,000,000	0.63	0.57	7/23/21	4/22/25	20,867	(1,947)	-	18,919	
Supranationals	459058JV6	International Bank for Reconstruction and I	100,000,000	0.13	0.23	4/20/21	4/20/23	10,500	8,790	-	19,290	
Supranationals	45906M3B5	International Bank for Reconstruction and I	100,000,000	1.98	1.98	3/23/22	6/14/24	165,000	-	-	165,000	
Supranationals	45950VQG4	International Finance Corporation	10,000,000	0.44	0.72	10/22/21	9/23/24	3,667	2,362	-	6,029	
Subtotals			\$ 668,543,000					\$ 870,542	\$ (264,965)	\$ -	\$ 605,577	
Grand Totals			#####					\$ 14,809,165	\$ 566,384	\$ -	\$ 15,375,549	

¹Yield to maturity is calculated at purchase

Investment Transactions

Pooled Fund

For month ended August 31, 2022

Transaction	Settle	Maturity	Type of Investment	Issuer Name	CUSIP	Par Value	Coupon	YTM	Price	Interest	Transaction Amount
Purchase	8/1/22	7/3/23	Negotiable CDs	Bank of Nova Scotia - Houston Bran	06417MB87	\$ 50,000,000	3.73	3.84	\$ 100.00	\$ -	\$(50,000,000)
Purchase	8/1/22	9/1/22	Money Market Funds	Dreyfus Government Cash Manager	262006208	80,000,000	2.13	2.04	1.00	-	(80,000,000)
Purchase	8/1/22	9/1/22	Money Market Funds	BlackRock Liquidity Funds - T-Fund	09248U718	14,579	2.10	2.01	1.00	-	(14,579)
Purchase	8/2/22	8/3/22	Federal Agencies	Federal Home Loan Banks	313385A55	14,890,000	0.00	2.08	99.99	-	(14,889,152)
Purchase	8/2/22	8/3/22	Federal Agencies	Federal Home Loan Banks	313385A55	35,000,000	0.00	2.08	99.99	-	(34,998,007)
Purchase	8/3/22	6/13/25	Federal Agencies	Federal Home Loan Banks	3130ASG86	12,700,000	3.38	3.12	100.84	(57,150)	(12,863,195)
Purchase	8/3/22	8/4/22	Federal Agencies	Federal Home Loan Banks	313385A63	25,000,000	0.00	2.08	99.99	-	(24,998,576)
Purchase	8/4/22	6/13/25	Federal Agencies	Federal Home Loan Banks	3130ASG86	11,940,000	3.38	3.14	100.50	(54,849)	(12,055,027)
Purchase	8/4/22	9/1/22	Money Market Funds	Money Market Obligations Trust - F€	608919718	30,000,000	2.19	2.11	1.00	-	(30,000,000)
Purchase	8/8/22	7/3/23	Negotiable CDs	Royal Bank of Canada New York Br	78015JAJ6	50,000,000	4.02	3.76	100.00	-	(50,000,000)
Purchase	8/10/22	9/1/22	Money Market Funds	Money Market Obligations Trust - F€	608919718	80,000,000	2.19	2.12	1.00	-	(80,000,000)
Purchase	8/15/22	8/16/22	Federal Agencies	Federal Home Loan Banks	313385C20	35,000,000	0.00	2.19	99.99	-	(34,997,939)
Purchase	8/15/22	9/1/22	Money Market Funds	Money Market Obligations Trust - F€	608919718	10,000,000	2.19	2.12	1.00	-	(10,000,000)
Purchase	8/16/22	8/17/22	Federal Agencies	Federal Home Loan Banks	313385C38	15,000,000	0.00	2.19	99.99	-	(14,999,117)
Purchase	8/17/22	8/18/22	Federal Agencies	Federal Home Loan Banks	313385C46	30,000,000	0.00	2.12	99.99	-	(29,998,233)
Purchase	8/17/22	8/18/22	Federal Agencies	Federal Home Loan Banks	313385C46	35,000,000	0.00	2.12	99.99	-	(34,997,939)
Purchase	8/18/22	8/19/22	Federal Agencies	Federal Home Loan Banks	313385C53	10,000,000	0.00	2.15	99.99	-	(9,999,411)
Purchase	8/18/22	8/19/22	Federal Agencies	Federal Home Loan Banks	313385C53	50,000,000	0.00	2.15	99.99	-	(49,997,056)
Purchase	8/19/22	9/1/22	Money Market Funds	Money Market Obligations Trust - F€	608919718	25,000,000	2.19	2.15	1.00	-	(25,000,000)
Purchase	8/22/22	9/1/22	Money Market Funds	Money Market Obligations Trust - F€	608919718	50,000,000	2.19	2.14	1.00	-	(50,000,000)
Purchase	8/23/22	8/24/22	Federal Agencies	Federal Home Loan Banks	313385D29	25,000,000	0.00	2.23	99.99	-	(24,998,528)
Purchase	8/23/22	8/24/22	Federal Agencies	Federal Home Loan Banks	313385D29	25,000,000	0.00	2.23	99.99	-	(24,998,528)
Purchase	8/23/22	8/24/22	Federal Agencies	Federal Home Loan Banks	313385D29	25,000,000	0.00	2.23	99.99	-	(24,998,528)
Purchase	8/23/22	9/1/22	Money Market Funds	Money Market Obligations Trust - F€	608919718	10,000,000	2.19	2.14	1.00	-	(10,000,000)
Purchase	8/24/22	8/25/22	Federal Agencies	Federal Home Loan Banks	313385D37	50,000,000	0.00	2.23	99.99	-	(49,997,042)
Purchase	8/24/22	8/25/22	Federal Agencies	Federal Home Loan Banks	313385D37	50,000,000	0.00	2.23	99.99	-	(49,997,042)
Purchase	8/24/22	8/25/22	Federal Agencies	Federal Home Loan Banks	313385D37	50,000,000	0.00	2.23	99.99	-	(49,997,042)
Purchase	8/25/22	2/25/26	Federal Agencies	Federal Farm Credit Banks Funding	3133ENU35	35,000,000	3.32	3.36	99.88	-	(34,957,650)
Purchase	8/25/22	8/26/22	Federal Agencies	Federal Home Loan Banks	313385D45	50,000,000	0.00	2.23	99.99	-	(49,996,986)
Purchase	8/25/22	8/26/22	Federal Agencies	Federal Home Loan Banks	313385D45	50,000,000	0.00	2.23	99.99	-	(49,996,986)
Purchase	8/25/22	8/26/22	Federal Agencies	Federal Home Loan Banks	313385D45	50,000,000	0.00	2.23	99.99	-	(49,996,986)
Purchase	8/26/22	8/26/24	Federal Agencies	Federal Farm Credit Banks Funding	3133ENU84	50,000,000	3.38	3.46	99.83	-	(49,916,500)
Purchase	8/26/22	8/29/22	Federal Agencies	Federal Home Loan Banks	313385D78	50,000,000	0.00	0.74	99.98	-	(49,990,958)
Purchase	8/26/22	8/29/22	Federal Agencies	Federal Home Loan Banks	313385D78	50,000,000	0.00	0.74	99.98	-	(49,990,958)
Purchase	8/26/22	8/29/22	Federal Agencies	Federal Home Loan Banks	313385D78	50,000,000	0.00	0.74	99.98	-	(49,990,958)
Purchase	8/26/22	8/29/22	Federal Agencies	Federal Home Loan Banks	313385D78	5,100,000	0.00	0.74	99.98	-	(5,099,078)
Purchase	8/26/22	8/29/22	Federal Agencies	Federal Home Loan Banks	313385D78	50,000,000	0.00	0.74	99.98	-	(49,990,958)
Purchase	8/29/22	8/30/22	Federal Agencies	Federal Home Loan Banks	313385D86	48,100,000	0.00	2.23	99.99	-	(48,097,127)
Purchase	8/29/22	8/30/22	Federal Agencies	Federal Home Loan Banks	313385D86	50,000,000	0.00	2.23	99.99	-	(49,997,014)
Purchase	8/29/22	8/30/22	Federal Agencies	Federal Home Loan Banks	313385D86	50,000,000	0.00	2.23	99.99	-	(49,997,014)
Purchase	8/29/22	8/30/22	Federal Agencies	Federal Home Loan Banks	313385D86	50,000,000	0.00	2.23	99.99	-	(49,997,014)
Purchase	8/29/22	8/30/22	Federal Agencies	Federal Home Loan Banks	313385D86	50,000,000	0.00	2.23	99.99	-	(49,997,014)
Purchase	8/30/22	8/31/22	Federal Agencies	Federal Home Loan Banks	313385D94	50,000,000	0.00	2.23	99.99	-	(49,996,986)
Purchase	8/30/22	8/31/22	Federal Agencies	Federal Home Loan Banks	313385D94	50,000,000	0.00	2.23	99.99	-	(49,996,986)
Purchase	8/30/22	8/31/22	Federal Agencies	Federal Home Loan Banks	313385D94	50,000,000	0.00	2.23	99.99	-	(49,996,986)
Purchase	8/30/22	8/31/22	Federal Agencies	Federal Home Loan Banks	313385D94	50,000,000	0.00	2.23	99.99	-	(49,996,986)
Purchase	8/31/22	9/1/22	Federal Agencies	Federal Home Loan Banks	313385E28	50,000,000	0.00	2.12	99.99	-	(49,997,000)
Purchase	8/31/22	9/1/22	Federal Agencies	Federal Home Loan Banks	313385E28	50,000,000	0.00	2.12	99.99	-	(49,997,000)
Purchase	8/31/22	9/1/22	Federal Agencies	Federal Home Loan Banks	313385E28	50,000,000	0.00	2.12	99.99	-	(49,997,000)
Purchase	8/31/22	9/1/22	Money Market Funds	Fidelity Colchester Street Trust - Go	31607A703	21,417	2.20	2.10	1.00	-	(21,417)
Purchase	8/31/22	9/1/22	Money Market Funds	Money Market Obligations Trust - F€	608919718	10,000,000	2.19	2.16	1.00	-	(10,000,000)
Purchase	8/31/22	9/1/22	Money Market Funds	State Street Institutional U.S. Govern	85749T517	745,453	2.26	2.23	1.00	-	(745,453)
Subtotals						\$ 1,908,511,449	0.73	2.21	\$ 84.65	\$ (111,999)	\$ (1,908,561,511)

Investment Transactions

Pooled Fund

Transaction	Settle	Maturity	Type of Investment	Issuer Name	CUSIP	Par Value	Coupon	YTM	Price	Interest	Transaction Amount
Sale	8/1/22	9/1/22	Money Market Funds	Morgan Stanley Institutional Liquidity	61747C707	\$ (160,000,000)	2.13	2.04	\$ 1.00	\$ -	\$ 160,000,000
Sale	8/2/22	9/1/22	Money Market Funds	Morgan Stanley Institutional Liquidity	61747C707	(90,000,000)	2.13	2.06	1.00	-	90,000,000
Sale	8/5/22	9/1/22	Money Market Funds	Morgan Stanley Institutional Liquidity	61747C707	(38,000,000)	2.13	2.05	1.00	-	38,000,000
Sale	8/8/22	9/1/22	Money Market Funds	Dreyfus Government Cash Manager	262006208	(75,000,000)	2.13	2.08	1.00	-	75,000,000
Sale	8/9/22	9/1/22	Money Market Funds	Morgan Stanley Institutional Liquidity	61747C707	(13,000,000)	2.13	2.07	1.00	-	13,000,000
Sale	8/11/22	9/1/22	Money Market Funds	Morgan Stanley Institutional Liquidity	61747C707	(15,000,000)	2.13	2.08	1.00	-	15,000,000
Sale	8/12/22	9/1/22	Money Market Funds	Fidelity Colchester Street Trust - Go	31607A703	(3,000,000)	2.20	2.02	1.00	-	3,000,000
Sale	8/23/22	9/1/22	Money Market Funds	Dreyfus Government Cash Manager	262006208	(125,000,000)	2.13	2.05	1.00	-	125,000,000
Sale	8/24/22	9/1/22	Money Market Funds	Dreyfus Government Cash Manager	262006208	(5,000,000)	2.13	2.11	1.00	-	5,000,000
Sale	8/25/22	9/1/22	Money Market Funds	Dreyfus Government Cash Manager	262006208	(22,000,000)	2.13	2.09	1.00	-	22,000,000
Sale	8/26/22	9/1/22	Money Market Funds	Dreyfus Government Cash Manager	262006208	(15,000,000)	2.13	2.11	1.00	-	15,000,000
Subtotals						\$ (561,000,000)	2.13	2.06	\$ 1.00	\$ -	\$ 561,000,000
Maturity	8/1/22	8/1/22	Negotiable CDs	Bank of Nova Scotia - Houston Bran	06417MSJ5	\$ (50,000,000)	0.24	6.42	\$ 100.00	\$ -	\$ 50,000,000
Maturity	8/1/22	8/1/22	Commercial Paper	Toyota Motor Credit Corporation	89233HH15	(50,000,000)	0.00	6.37	100.00	-	50,000,000
Maturity	8/3/22	8/3/22	Commercial Paper	MUFG Bank - New York Branch	62479MH30	(50,000,000)	0.00	2.30	100.00	-	50,000,000
Maturity	8/3/22	8/3/22	Federal Agencies	Federal Home Loan Banks	313385A55	(49,890,000)	0.00	2.08	100.00	-	49,890,000
Maturity	8/4/22	8/4/22	Federal Agencies	Federal Home Loan Banks	313385A63	(25,000,000)	0.00	2.08	100.00	-	25,000,000
Maturity	8/5/22	8/5/22	Commercial Paper	MUFG Bank - New York Branch	62479MH55	(50,000,000)	0.00	2.30	100.00	-	50,000,000
Maturity	8/10/22	8/10/22	Commercial Paper	MUFG Bank - New York Branch	62479MHA4	(100,000,000)	0.00	2.34	100.00	-	100,000,000
Maturity	8/15/22	8/15/22	U.S. Treasuries	United States Department of The Tr	912828YA2	(100,000,000)	1.50	1.49	100.00	-	100,000,000
Maturity	8/16/22	8/16/22	Federal Agencies	Federal Home Loan Banks	313385C20	(35,000,000)	0.00	2.19	100.00	-	35,000,000
Maturity	8/17/22	8/17/22	Negotiable CDs	Bank of Montreal - Chicago Branch	06367CTZ0	(50,000,000)	1.17	2.31	100.00	-	50,000,000
Maturity	8/17/22	8/17/22	Federal Agencies	Federal Home Loan Banks	313385C38	(15,000,000)	0.00	2.19	100.00	-	15,000,000
Maturity	8/18/22	8/18/22	Federal Agencies	Federal Home Loan Banks	313385C46	(65,000,000)	0.00	2.12	100.00	-	65,000,000
Maturity	8/19/22	8/19/22	Federal Agencies	Federal Home Loan Banks	313385C53	(60,000,000)	0.00	2.15	100.00	-	60,000,000
Maturity	8/24/22	8/24/22	Federal Agencies	Federal Home Loan Banks	313385D29	(100,000,000)	0.00	2.23	100.00	-	100,000,000
Maturity	8/24/22	8/24/22	Commercial Paper	MUFG Bank - New York Branch	62479MHQ9	(50,000,000)	0.00	2.56	100.00	-	50,000,000
Maturity	8/25/22	8/25/22	Federal Agencies	Federal Home Loan Banks	313385D37	(150,000,000)	0.00	2.23	100.00	-	150,000,000
Maturity	8/26/22	8/26/22	Federal Agencies	Federal Home Loan Banks	313385D45	(150,000,000)	0.00	2.23	100.00	-	150,000,000
Maturity	8/29/22	8/29/22	Negotiable CDs	Royal Bank of Canada New York Br	78012U3T0	(50,000,000)	0.80	5.42	100.00	-	50,000,000
Maturity	8/29/22	8/29/22	Negotiable CDs	Bank of Montreal - Chicago Branch	06367CST5	(50,000,000)	0.83	5.34	100.00	-	50,000,000
Maturity	8/29/22	8/29/22	Federal Agencies	Federal Home Loan Banks	313385D78	(155,100,000)	0.00	2.23	100.00	-	155,100,000
Maturity	8/30/22	8/30/22	Federal Agencies	Federal Home Loan Banks	313385D86	(198,100,000)	0.00	2.23	100.00	-	198,100,000
Maturity	8/31/22	8/31/22	U.S. Treasuries	United States Department of The Tr	91282CAG6	(50,000,000)	0.13	0.12	100.00	-	50,000,000
Maturity	8/31/22	8/31/22	Federal Agencies	Federal Home Loan Banks	313385D94	(200,000,000)	0.00	2.23	100.00	-	200,000,000
Subtotals						\$ (1,853,090,000)	0.17	2.53	\$ 100.00	\$ -	\$ 1,853,090,000
Interest	8/1/22	1/31/24	U.S. Treasuries	United States Department of The Tr	91282CDV0	---	0.88	2.99	---	\$ -	\$ 437,500
Interest	8/1/22	7/31/24	U.S. Treasuries	United States Department of The Tr	912828Y87	---	1.75	2.92	---	-	437,500
Interest	8/1/22	1/31/24	U.S. Treasuries	United States Department of The Tr	9128285Z9	---	2.50	2.98	---	-	625,000
Interest	8/1/22	1/31/25	U.S. Treasuries	United States Department of The Tr	912828Z52	---	1.38	2.90	---	-	687,500
Interest	8/1/22	7/31/25	U.S. Treasuries	United States Department of The Tr	91282CAB7	---	0.25	2.85	---	-	125,000
Interest	8/1/22	8/1/22	Negotiable CDs	Bank of Nova Scotia - Houston Bran	06417MSJ5	---	0.24	6.42	---	-	90,667
Interest	8/1/22	7/31/23	U.S. Treasuries	United States Department of The Tr	912828S92	---	1.25	3.00	---	-	625,000
Interest	8/1/22	9/1/22	Money Market Funds	BlackRock Liquidity Funds - T-Fund	09248U718	---	2.10	2.01	---	-	14,579
Interest	8/3/22	2/3/23	Federal Agencies	Federal Farm Credit Banks Funding	3133EMPH9	---	0.13	2.74	---	-	28,438
Interest	8/8/22	2/6/23	Federal Agencies	Federal Home Loan Banks	3133827H0	---	2.14	2.82	---	-	475,080
Interest	8/10/22	8/10/23	Federal Agencies	Federal Farm Credit Banks Funding	3133EM2E1	---	0.16	3.17	---	-	40,000
Interest	8/10/22	2/10/23	Federal Agencies	Federal Farm Credit Banks Funding	3133ENDQ0	---	0.16	2.83	---	-	40,000
Interest	8/12/22	2/12/25	Federal Agencies	Federal Home Loan Mortgage Corp	3137EAEP0	---	1.50	3.33	---	-	1,001,490
Interest	8/15/22	2/13/24	Federal Agencies	Federal Home Loan Banks	3130AFW94	---	2.50	3.25	---	-	487,625
Interest	8/15/22	2/14/24	Federal Agencies	Federal Farm Credit Banks Funding	3133ELNE0	---	1.43	3.25	---	-	146,539

Investment Transactions Pooled Fund

Transaction	Settle	Maturity	Type of Investment	Issuer Name	CUSIP	Par Value	Coupon	YTM	Price	Interest	Transaction Amount						
Interest	8/15/22	2/15/24	U.S. Treasuries	United States Department of The Tr	912828B66	---	2.75	3.22	---	-	687,500						
Interest	8/15/22	8/15/24	U.S. Treasuries	United States Department of The Tr	91282CCT6	---	0.38	3.20	---	-	93,750						
Interest	8/15/22	2/15/23	U.S. Treasuries	United States Department of The Tr	912828Z86	---	1.38	3.06	---	-	687,500						
Interest	8/15/22	8/15/22	U.S. Treasuries	United States Department of The Tr	912828YA2	---	1.50	1.49	---	-	750,000						
Interest	8/24/22	8/24/23	Federal Agencies	Federal Home Loan Mortgage Corpr	3137EAEV7	---	0.25	3.33	---	-	50,970						
Interest	8/25/22	8/25/25	Federal Agencies	Federal National Mortgage Associat	3135G05X7	---	0.38	3.46	---	-	182,813						
Interest	8/26/22	2/26/24	Federal Agencies	Federal Farm Credit Banks Funding	3133EMRZ7	---	0.25	3.36	---	-	137,500						
Interest	8/29/22	8/17/22	Negotiable CDs	Bank of Montreal - Chicago Branch	06367CTZ0	---	1.17	2.31	---	-	208,000						
Interest	8/29/22	2/28/24	Federal Agencies	Federal Home Loan Banks	3130ARHG9	---	2.13	3.39	---	-	325,125						
Interest	8/29/22	8/28/24	Supranationals	International Bank for Reconstructio	459056HV2	---	1.50	3.51	---	-	375,000						
Interest	8/30/22	2/27/26	Supranationals	Inter-American Development Bank	45818WDG8	---	0.82	3.88	---	-	79,950						
Interest	8/30/22	8/29/22	Negotiable CDs	Royal Bank of Canada New York Br	78012U3T0	---	0.80	5.42	---	-	202,222						
Interest	8/30/22	8/29/22	Negotiable CDs	Bank of Montreal - Chicago Branch	06367CST5	---	0.83	5.34	---	-	207,500						
Interest	8/31/22	8/31/26	U.S. Treasuries	United States Department of The Tr	91282CCW9	---	0.75	3.41	---	-	187,500						
Interest	8/31/22	8/31/22	U.S. Treasuries	United States Department of The Tr	91282CAG6	---	0.13	0.12	---	-	31,250						
Interest	8/31/22	2/28/25	U.S. Treasuries	United States Department of The Tr	912828ZC7	---	1.13	3.47	---	-	562,500						
Interest	8/31/22	9/1/22	Money Market Funds	Fidelity Colchester Street Trust - Go	31607A703	---	2.20	2.10	---	-	21,417						
Interest	8/31/22	9/1/22	Money Market Funds	State Street Institutional U.S. Goven	85749T517	---	2.26	2.23	---	-	745,453						
Subtotals						\$	-	1.57	3.06	\$	-	\$	-	\$	-	\$	10,797,867

Grand Totals	52	Purchases
	(11)	Sales
	(23)	Maturities / Calls
	18	Change in number of positions