

**Office of the Treasurer & Tax Collector  
City and County of San Francisco**



José Cisneros, Treasurer

Tajel Shah, Chief Assistant Treasurer  
Hubert R White, III CFA, CTP, Chief Investment Officer

Investment Report for the month of September 2022

October 15, 2022

**The Honorable London N. Breed  
Mayor of San Francisco  
City Hall, Room 200  
1 Dr. Carlton B. Goodlett Place  
San Francisco, CA 94102-4638**

**The Honorable Board of Supervisors  
City and County of San Francisco  
City Hall, Room 244  
1 Dr. Carlton B. Goodlett Place  
San Francisco, CA 94102-4638**

Colleagues,

In accordance with the provisions of California State Government Code, Section 53646, we forward this report detailing the City's pooled fund portfolio as of September 30, 2022. These investments provide sufficient liquidity to meet expenditure requirements for the next six months and are in compliance with our statement of investment policy and California Code.

This correspondence and its attachments show the investment activity for the month of September 2022 for the portfolios under the Treasurer's management. All pricing and valuation data is obtained from Interactive Data Corporation.

**CCSF Pooled Fund Investment Earnings Statistics \***

<i>(in \$ million)</i>	<b>Current Month</b>		<b>Prior Month</b>	
	<u>Fiscal YTD</u>	<u>September 2022</u>	<u>Fiscal YTD</u>	<u>August 2022</u>
Average Daily Balance	\$ 13,948	\$ 13,664	\$ 14,086	\$ 13,963
Net Earnings	44.88	15.58	29.30	15.38
Earned Income Yield	1.28%	1.39%	1.22%	1.30%

**CCSF Pooled Fund Statistics \***

<i>(in \$ million)</i>	<b>% of</b>	<b>Book</b>	<b>Market</b>	<b>Wtd. Avg.</b>	<b>Wtd. Avg.</b>	<b>WAM</b>
<u>Investment Type</u>	<u>Portfolio</u>	<u>Value</u>	<u>Value</u>	<u>Coupon</u>	<u>YTM</u>	
U.S. Treasuries	30.46%	\$ 4,230.8	\$ 3,917.0	0.84%	0.79%	832
Federal Agencies	37.76%	5,132.7	4,855.1	1.31%	1.29%	750
Public Time Deposits	0.23%	30.0	30.0	2.53%	2.53%	106
Negotiable CDs	14.77%	1,910.0	1,898.8	2.58%	2.58%	182
Commercial Paper	3.10%	397.0	399.0	0.00%	2.55%	26
Money Market Funds	8.69%	1,118.0	1,118.0	2.89%	2.88%	1
Supranationals	4.98%	676.1	640.6	0.90%	1.10%	586
<b>Totals</b>	<b>100.0%</b>	<b>\$ 13,494.7</b>	<b>\$ 12,858.5</b>	<b>1.47%</b>	<b>1.50%</b>	<b>594</b>

In the remainder of this report, we provide additional information and analytics at the security-level and portfolio-level, as recommended by the California Debt and Investment Advisory Commission.

Respectfully,

**José Cisneros  
Treasurer**

cc: Treasury Oversight Committee: Aimee Brown, Kevin Kone, Brenda Kwee McNulty, Meghan Wallace  
Ben Rosenfield - Controller, Office of the Controller  
Mark de la Rosa - Director of Audits, Office of the Controller  
Mayor's Office of Public Policy and Finance  
San Francisco County Transportation Authority  
San Francisco Public Library  
San Francisco Health Service System

# Portfolio Summary

## Pooled Fund

As of September 30, 2022

<i>(in \$ million)</i>							
<b>Security Type</b>	<b>Par Value</b>	<b>Book Value</b>	<b>Market Value</b>	<b>Market/Book Price</b>	<b>Current % Allocation</b>	<b>Max. Policy Allocation</b>	<b>Compliant?</b>
U.S. Treasuries	\$ 4,225.0	\$ 4,230.8	\$ 3,917.0	92.58	30.46%	100%	Yes
Federal Agencies	5,130.6	5,132.7	4,855.1	94.59	37.76%	100%	Yes
State & Local Government							
Agency Obligations	-	-	-	-	0.00%	20%	Yes
Public Time Deposits	30.0	30.0	30.0	100.00	0.23%	100%	Yes
Negotiable CDs	1,910.0	1,910.0	1,898.8	99.41	14.77%	30%	Yes
Bankers Acceptances	-	-	-	-	0.00%	40%	Yes
Commercial Paper	400.0	397.0	399.0	100.50	3.10%	25%	Yes
Medium Term Notes	-	-	-	-	0.00%	30%	Yes
Repurchase Agreements	-	-	-	-	0.00%	10%	Yes
Reverse Repurchase/ Securities Lending Agreements	-	-	-	-	0.00%	\$75mm	Yes
Money Market Funds - Government	1,118.0	1,118.0	1,118.0	100.00	8.69%	20%	Yes
LAIF	-	-	-	-	0.00%	\$50mm	Yes
Supranationals	668.5	676.1	640.6	94.74	4.98%	30%	Yes
<b>TOTAL</b>	<b>\$ 13,482.1</b>	<b>\$ 13,494.7</b>	<b>\$ 12,858.5</b>	<b>95.29</b>	<b>100.00%</b>	<b>-</b>	<b>Yes</b>

The City and County of San Francisco uses the following methodology to determine compliance: Compliance is pre-trade and calculated on a par value basis of the overall portfolio value. Cash balances are included in the City's compliance calculations.

Please note the information in this report does not include cash balances. Due to fluctuations in the market value of the securities held in the Pooled Fund and changes in the City's cash position, the allocation limits may be exceeded on a post-trade compliance basis. In these instances, no compliance violation has occurred, as the policy limits were not exceeded prior to trade execution. The full Investment Policy can be found at <https://sftreasurer.org/banking-investments/investments>

Totals may not add due to rounding.

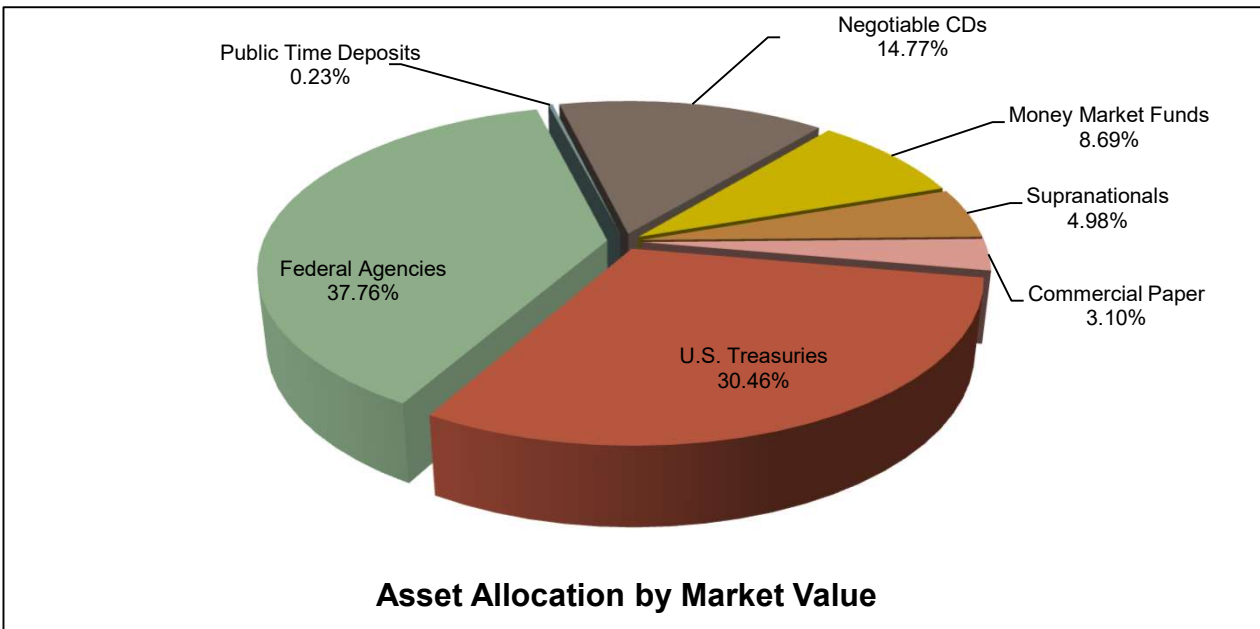
# City and County of San Francisco

## Pooled Fund Portfolio Statistics

For the month ended September 30, 2022

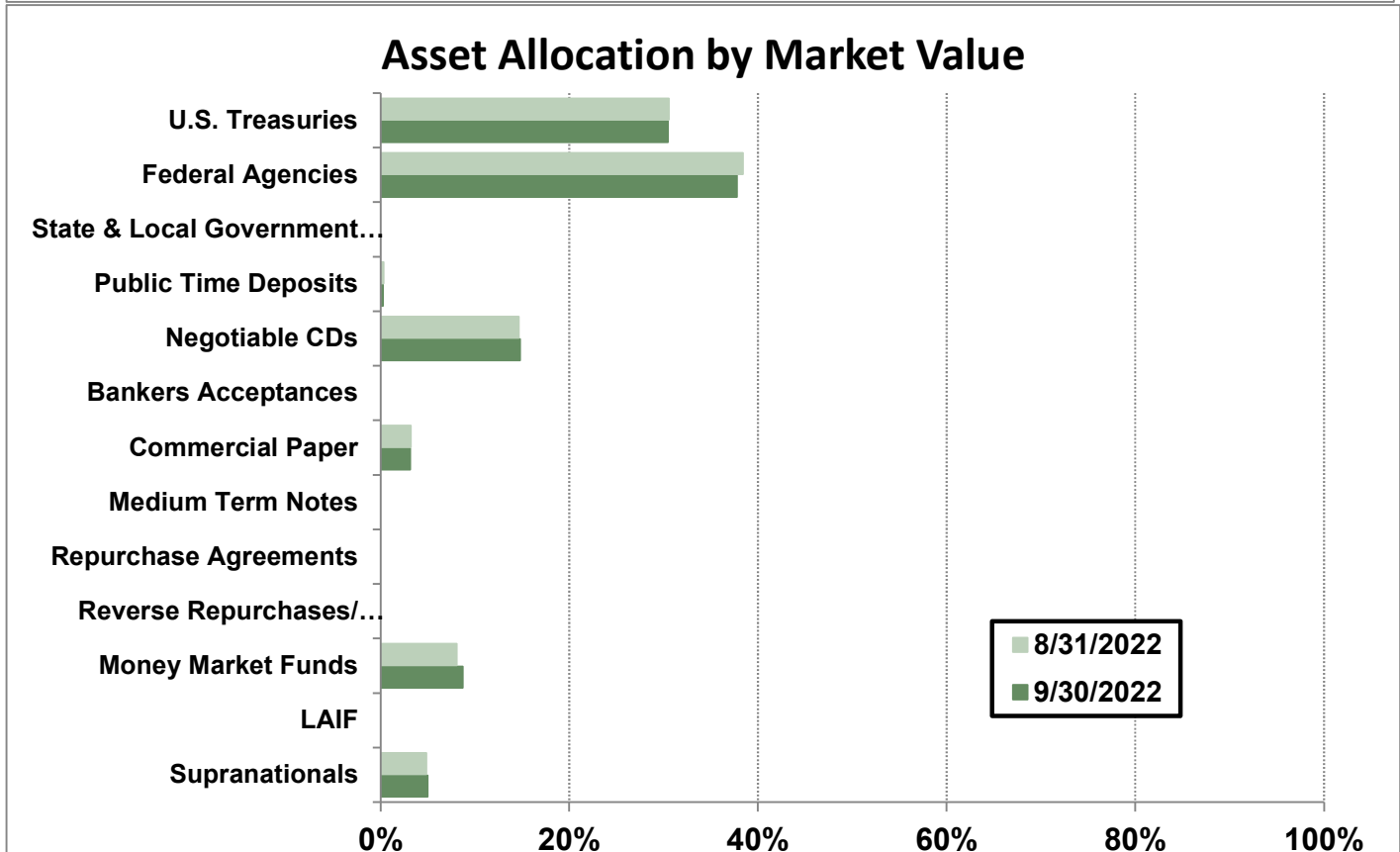
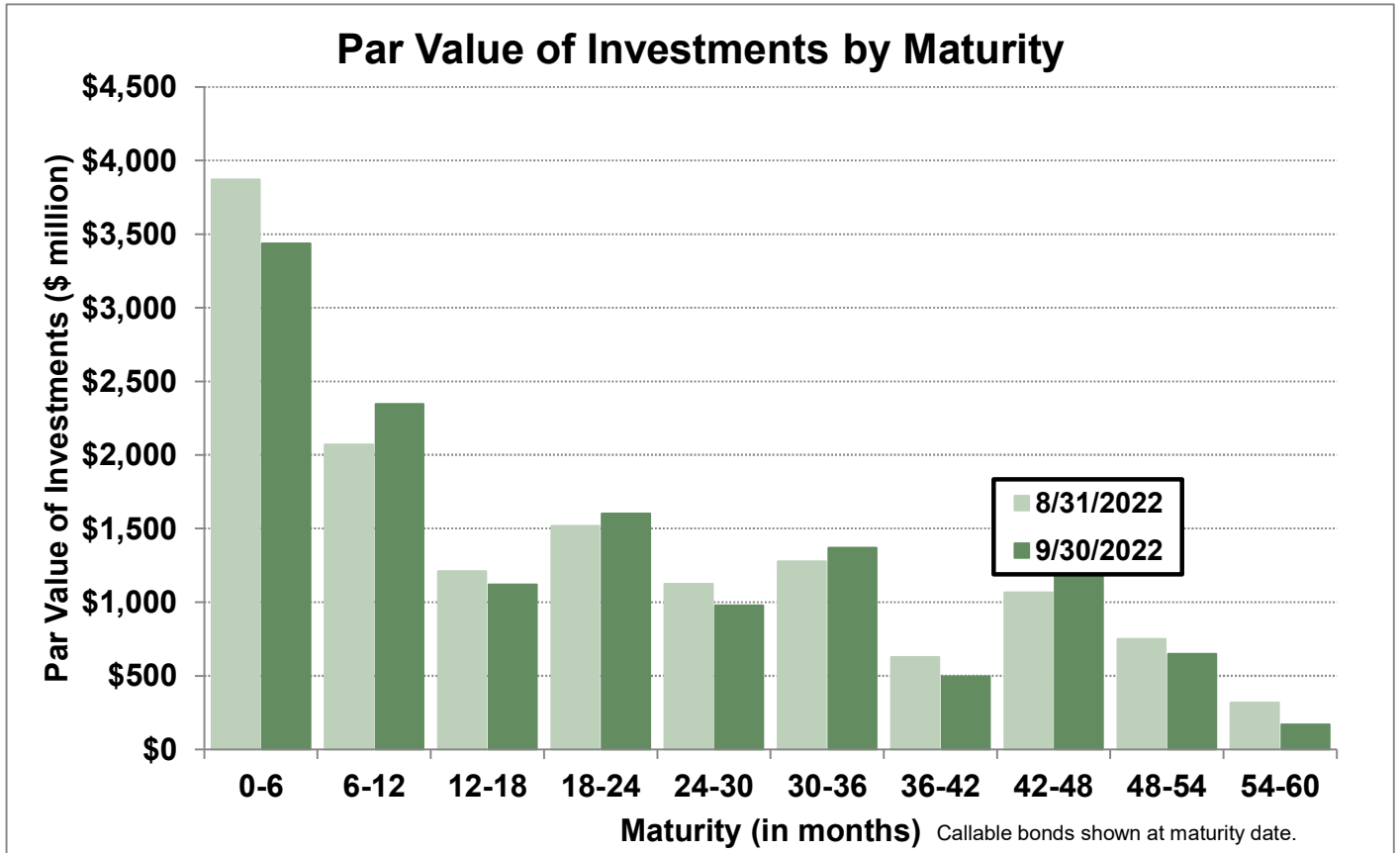
Average Daily Balance	\$13,663,838,029
Net Earnings	\$15,578,262
Earned Income Yield	1.39%
Weighted Average Maturity	594 days

Investment Type	(\$ million)	Par Value	Book Value	Market Value
U.S. Treasuries		\$ 4,225.0	\$ 4,230.8	\$ 3,917.0
Federal Agencies		5,130.6	5,132.7	4,855.1
Public Time Deposits		30.0	30.0	30.0
Negotiable CDs		1,910.0	1,910.0	1,898.8
Commercial Paper		400.0	397.0	399.0
Money Market Funds		1,118.0	1,118.0	1,118.0
Supranationals		668.5	676.1	640.6
<b>Total</b>		<b>\$ 13,482.1</b>	<b>\$ 13,494.7</b>	<b>\$ 12,858.5</b>

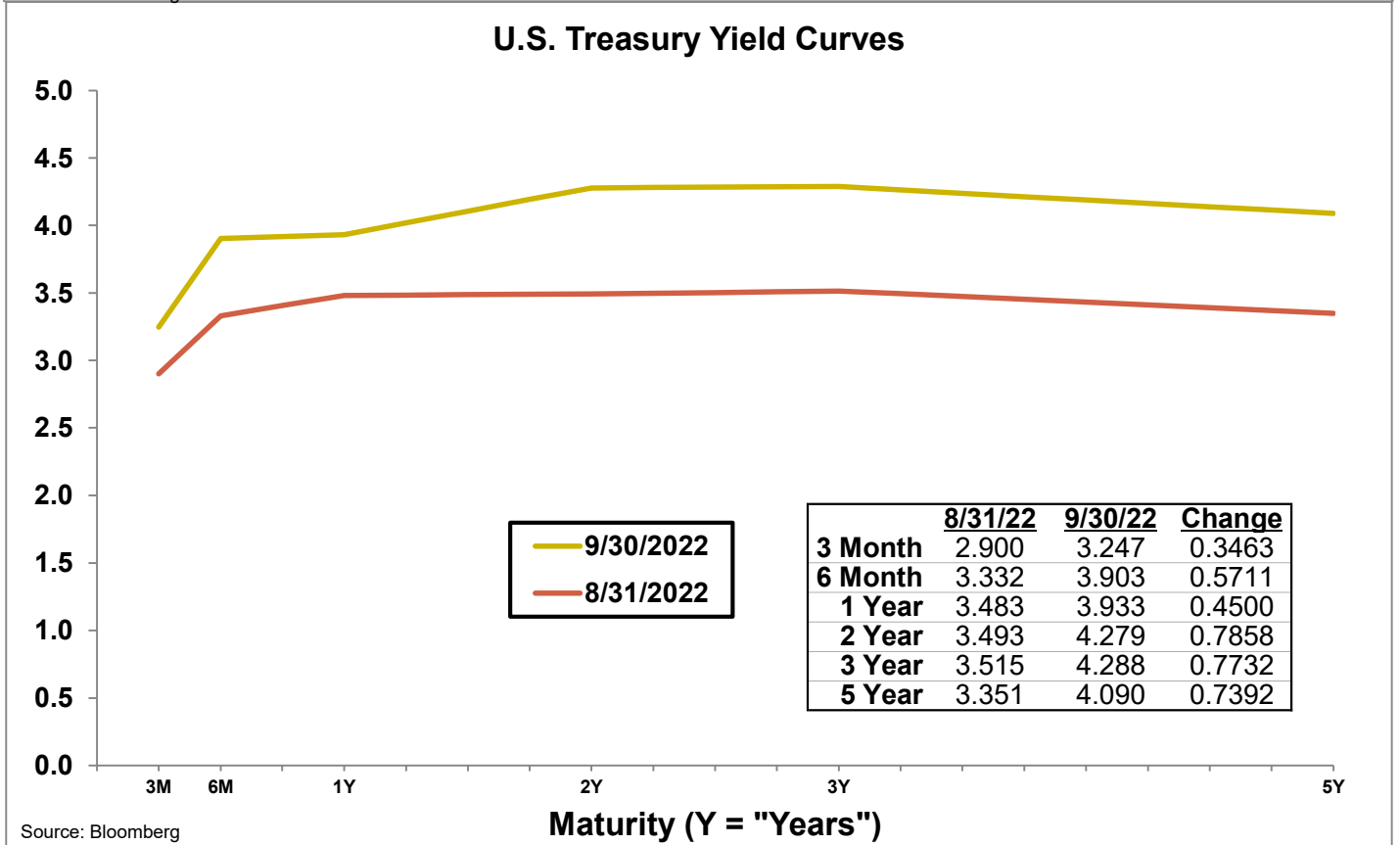
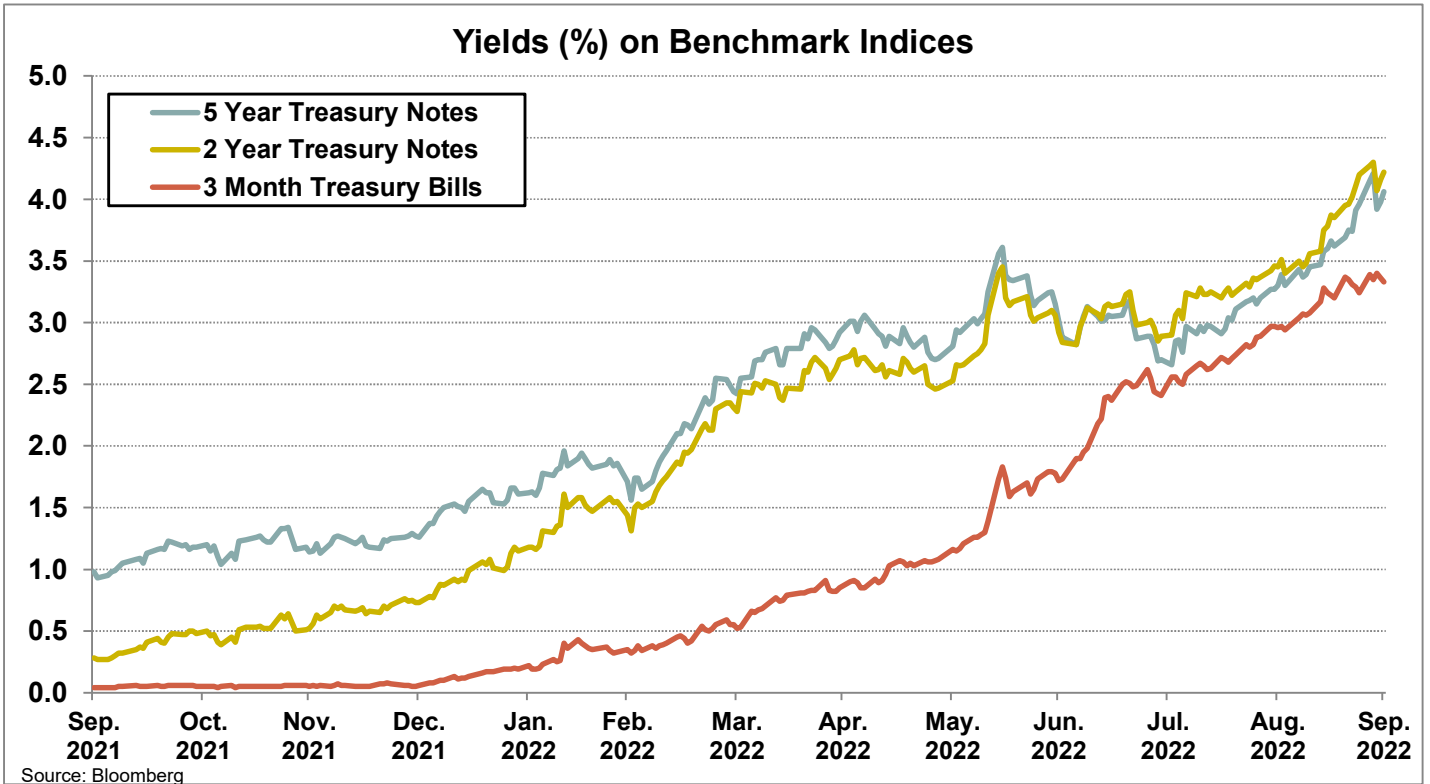


# Portfolio Analysis

## Pooled Fund



# Yield Curves



# Investment Inventory

## Pooled Fund

As of September 30, 2022

Type of Investment	CUSIP	Issuer Name	Maturity		Par Value	Book Value	Amortized		Market Value
			Date	Coupon			Book Value	Market Value	
U.S. Treasuries	912796M89	UNITED STATES TREASURY	10/6/2022	0.00	\$ 50,000,000	\$ 49,719,417	\$ 49,992,292	\$ 49,989,250	
U.S. Treasuries	912796V63	UNITED STATES TREASURY	10/20/2022	0.00	50,000,000	49,684,028	49,967,014	49,938,139	
U.S. Treasuries	912828TY6	UNITED STATES TREASURY	11/15/2022	1.63	50,000,000	51,201,172	50,092,240	49,898,438	
U.S. Treasuries	912796P94	UNITED STATES TREASURY	12/1/2022	0.00	50,000,000	49,878,019	49,978,921	49,760,313	
U.S. Treasuries	912828Z86	UNITED STATES TREASURY	2/15/2023	1.38	50,000,000	50,923,828	50,231,379	49,546,875	
U.S. Treasuries	912828Z86	UNITED STATES TREASURY	2/15/2023	1.38	50,000,000	50,166,016	50,065,169	49,546,875	
U.S. Treasuries	912828ZD5	UNITED STATES TREASURY	3/15/2023	0.50	50,000,000	50,335,938	50,076,244	49,234,375	
U.S. Treasuries	91282CBU4	UNITED STATES TREASURY	3/31/2023	0.13	50,000,000	49,972,656	49,992,889	49,078,125	
U.S. Treasuries	912828ZU7	UNITED STATES TREASURY	6/15/2023	0.25	50,000,000	50,066,406	50,020,687	48,656,250	
U.S. Treasuries	912828ZU7	UNITED STATES TREASURY	6/15/2023	0.25	50,000,000	50,072,266	50,023,274	48,656,250	
U.S. Treasuries	912828ZU7	UNITED STATES TREASURY	6/15/2023	0.25	50,000,000	49,998,047	49,999,304	48,656,250	
U.S. Treasuries	912828S35	UNITED STATES TREASURY	6/30/2023	1.38	50,000,000	49,605,469	49,915,369	48,992,188	
U.S. Treasuries	912828S35	UNITED STATES TREASURY	6/30/2023	1.38	50,000,000	51,138,672	50,420,814	48,992,188	
U.S. Treasuries	912828CK5	UNITED STATES TREASURY	6/30/2023	0.13	50,000,000	49,865,234	49,949,786	48,539,063	
U.S. Treasuries	912828S92	UNITED STATES TREASURY	7/31/2023	1.25	50,000,000	51,220,703	50,434,633	48,789,063	
U.S. Treasuries	912828S92	UNITED STATES TREASURY	7/31/2023	1.25	50,000,000	51,218,750	50,433,938	48,789,063	
U.S. Treasuries	91282CAK7	UNITED STATES TREASURY	9/15/2023	0.13	50,000,000	49,886,719	49,948,388	48,093,750	
U.S. Treasuries	912828WE6	UNITED STATES TREASURY	11/15/2023	2.75	50,000,000	51,960,938	50,562,620	49,140,625	
U.S. Treasuries	91282CBA8	UNITED STATES TREASURY	12/15/2023	0.13	50,000,000	49,767,578	49,897,837	47,570,313	
U.S. Treasuries	91282CBA8	UNITED STATES TREASURY	12/15/2023	0.13	50,000,000	49,402,344	49,642,706	47,570,313	
U.S. Treasuries	91282CBA8	UNITED STATES TREASURY	12/15/2023	0.13	50,000,000	49,443,359	49,664,491	47,570,313	
U.S. Treasuries	9128285Z9	UNITED STATES TREASURY	1/31/2024	2.50	50,000,000	52,511,719	51,440,762	48,812,500	
U.S. Treasuries	91282CDV0	UNITED STATES TREASURY	1/31/2024	0.88	50,000,000	49,390,625	49,580,247	47,757,813	
U.S. Treasuries	91282CDV0	UNITED STATES TREASURY	1/31/2024	0.88	50,000,000	48,605,469	48,971,005	47,757,813	
U.S. Treasuries	912828B66	UNITED STATES TREASURY	2/15/2024	2.75	50,000,000	50,250,000	50,185,926	48,929,688	
U.S. Treasuries	91282CBR1	UNITED STATES TREASURY	3/15/2024	0.25	50,000,000	48,708,984	49,071,099	47,148,438	
U.S. Treasuries	91282CCC3	UNITED STATES TREASURY	5/15/2024	0.25	50,000,000	49,718,750	49,841,126	46,843,750	
U.S. Treasuries	912828XT2	UNITED STATES TREASURY	5/31/2024	2.00	50,000,000	52,263,672	51,298,408	48,164,063	
U.S. Treasuries	91282CCL3	UNITED STATES TREASURY	7/15/2024	0.38	50,000,000	49,998,047	49,998,812	46,687,500	
U.S. Treasuries	91282CCL3	UNITED STATES TREASURY	7/15/2024	0.38	50,000,000	49,960,938	49,976,183	46,687,500	
U.S. Treasuries	91282CCL3	UNITED STATES TREASURY	7/15/2024	0.38	50,000,000	47,572,266	48,078,411	46,687,500	
U.S. Treasuries	912828Y87	UNITED STATES TREASURY	7/31/2024	1.75	50,000,000	52,210,938	51,213,386	47,789,063	
U.S. Treasuries	91282CCT6	UNITED STATES TREASURY	8/15/2024	0.38	50,000,000	49,898,438	49,936,032	46,515,625	
U.S. Treasuries	912828YM6	UNITED STATES TREASURY	10/31/2024	1.50	50,000,000	51,746,094	51,026,083	47,281,250	
U.S. Treasuries	912828G38	UNITED STATES TREASURY	11/15/2024	2.25	50,000,000	53,160,156	51,820,550	47,968,750	
U.S. Treasuries	912828G38	UNITED STATES TREASURY	11/15/2024	2.25	50,000,000	53,228,516	51,864,083	47,968,750	
U.S. Treasuries	912828YY0	UNITED STATES TREASURY	12/31/2024	1.75	50,000,000	52,226,563	51,319,563	47,375,000	
U.S. Treasuries	912828Z52	UNITED STATES TREASURY	1/31/2025	1.38	50,000,000	51,515,625	50,921,474	46,828,125	
U.S. Treasuries	912828Z52	UNITED STATES TREASURY	1/31/2025	1.38	50,000,000	51,507,813	50,927,299	46,828,125	
U.S. Treasuries	912828ZC7	UNITED STATES TREASURY	2/28/2025	1.13	50,000,000	51,011,719	50,616,407	46,437,500	
U.S. Treasuries	912828ZC7	UNITED STATES TREASURY	2/28/2025	1.13	50,000,000	50,998,047	50,614,881	46,437,500	
U.S. Treasuries	912828ZF0	UNITED STATES TREASURY	3/31/2025	0.50	50,000,000	49,779,297	49,860,801	45,609,375	
U.S. Treasuries	912828ZF0	UNITED STATES TREASURY	3/31/2025	0.50	50,000,000	49,839,844	49,898,708	45,609,375	
U.S. Treasuries	912828ZL7	UNITED STATES TREASURY	4/30/2025	0.38	50,000,000	49,615,234	49,748,822	45,281,250	
U.S. Treasuries	912828XB1	UNITED STATES TREASURY	5/15/2025	2.13	50,000,000	52,849,609	52,018,561	47,375,000	
U.S. Treasuries	912828ZW3	UNITED STATES TREASURY	6/30/2025	0.25	50,000,000	49,140,625	49,452,728	44,875,000	
U.S. Treasuries	912828ZW3	UNITED STATES TREASURY	6/30/2025	0.25	50,000,000	49,042,969	49,390,151	44,875,000	
U.S. Treasuries	912828ZW3	UNITED STATES TREASURY	6/30/2025	0.25	50,000,000	49,281,250	49,522,579	44,875,000	
U.S. Treasuries	912828ZW3	UNITED STATES TREASURY	6/30/2025	0.25	50,000,000	49,183,594	49,457,352	44,875,000	

# Investment Inventory

## Pooled Fund

Type of Investment	CUSIP	Issuer Name	Maturity		Par Value	Book Value	Amortized		Market Value
			Date	Coupon			Book Value	Market Value	
U.S. Treasuries	912828ZW3	UNITED STATES TREASURY	6/30/2025	0.25	50,000,000	49,253,906	49,502,439	44,875,000	
U.S. Treasuries	912828ZW3	UNITED STATES TREASURY	6/30/2025	0.25	50,000,000	49,310,547	49,522,760	44,875,000	
U.S. Treasuries	912828ZW3	UNITED STATES TREASURY	6/30/2025	0.25	50,000,000	49,500,000	49,648,070	44,875,000	
U.S. Treasuries	912828ZW3	UNITED STATES TREASURY	6/30/2025	0.25	50,000,000	49,406,250	49,581,790	44,875,000	
U.S. Treasuries	912828ZW3	UNITED STATES TREASURY	6/30/2025	0.25	50,000,000	48,628,906	48,942,962	44,875,000	
U.S. Treasuries	91282CAB7	UNITED STATES TREASURY	7/31/2025	0.25	50,000,000	49,458,984	49,615,790	44,687,500	
U.S. Treasuries	91282CAB7	UNITED STATES TREASURY	7/31/2025	0.25	50,000,000	49,363,281	49,547,514	44,687,500	
U.S. Treasuries	91282CAM3	UNITED STATES TREASURY	9/30/2025	0.25	50,000,000	49,109,375	49,391,239	44,437,500	
U.S. Treasuries	91282CAM3	UNITED STATES TREASURY	9/30/2025	0.25	50,000,000	49,281,250	49,484,590	44,437,500	
U.S. Treasuries	91282CAT8	UNITED STATES TREASURY	10/31/2025	0.25	50,000,000	49,298,828	49,538,023	44,281,250	
U.S. Treasuries	91282CAT8	UNITED STATES TREASURY	10/31/2025	0.25	50,000,000	49,078,125	49,390,827	44,281,250	
U.S. Treasuries	91282CAT8	UNITED STATES TREASURY	10/31/2025	0.25	50,000,000	49,048,828	49,370,729	44,281,250	
U.S. Treasuries	91282CBC4	UNITED STATES TREASURY	12/31/2025	0.38	50,000,000	49,455,078	49,634,564	44,218,750	
U.S. Treasuries	91282CBC4	UNITED STATES TREASURY	12/31/2025	0.38	50,000,000	49,271,484	49,511,166	44,218,750	
U.S. Treasuries	91282CBW0	UNITED STATES TREASURY	4/30/2026	0.75	50,000,000	49,662,109	49,750,072	44,296,875	
U.S. Treasuries	91282CBW0	UNITED STATES TREASURY	4/30/2026	0.75	50,000,000	49,730,469	49,800,183	44,296,875	
U.S. Treasuries	912828R36	UNITED STATES TREASURY	5/15/2026	1.63	50,000,000	52,203,125	51,657,673	45,710,938	
U.S. Treasuries	912828R36	UNITED STATES TREASURY	5/15/2026	1.63	50,000,000	51,890,625	51,451,455	45,710,938	
U.S. Treasuries	91282CCJ8	UNITED STATES TREASURY	6/30/2026	0.88	50,000,000	49,931,641	49,948,730	44,281,250	
U.S. Treasuries	91282CCJ8	UNITED STATES TREASURY	6/30/2026	0.88	50,000,000	50,070,313	50,053,084	44,281,250	
U.S. Treasuries	91282CCJ8	UNITED STATES TREASURY	6/30/2026	0.88	50,000,000	50,328,125	50,248,822	44,281,250	
U.S. Treasuries	91282CCJ8	UNITED STATES TREASURY	6/30/2026	0.88	50,000,000	50,345,703	50,262,152	44,281,250	
U.S. Treasuries	91282CCJ8	UNITED STATES TREASURY	6/30/2026	0.88	50,000,000	50,406,250	50,310,648	44,281,250	
U.S. Treasuries	91282CCJ8	UNITED STATES TREASURY	6/30/2026	0.88	50,000,000	50,240,234	50,184,112	44,281,250	
U.S. Treasuries	91282CCJ8	UNITED STATES TREASURY	6/30/2026	0.88	50,000,000	49,937,500	49,950,862	44,281,250	
U.S. Treasuries	91282CCJ8	UNITED STATES TREASURY	6/30/2026	0.88	50,000,000	49,593,750	49,676,890	44,281,250	
U.S. Treasuries	91282CCJ8	UNITED STATES TREASURY	6/30/2026	0.88	50,000,000	49,027,344	49,187,672	44,281,250	
U.S. Treasuries	91282CCW9	UNITED STATES TREASURY	8/31/2026	0.75	50,000,000	49,449,219	49,561,948	43,867,188	
U.S. Treasuries	91282CCZ2	UNITED STATES TREASURY	9/30/2026	0.88	50,000,000	49,671,875	49,736,489	44,015,625	
U.S. Treasuries	91282CCZ2	UNITED STATES TREASURY	9/30/2026	0.88	50,000,000	49,689,453	49,750,606	44,015,625	
U.S. Treasuries	91282CCZ2	UNITED STATES TREASURY	9/30/2026	0.88	50,000,000	49,318,359	49,449,256	44,015,625	
U.S. Treasuries	91282CDK4	UNITED STATES TREASURY	11/30/2026	1.25	50,000,000	50,072,266	50,060,294	44,507,813	
U.S. Treasuries	91282CDK4	UNITED STATES TREASURY	11/30/2026	1.25	50,000,000	50,117,188	50,097,989	44,507,813	
U.S. Treasuries	91282CDK4	UNITED STATES TREASURY	11/30/2026	1.25	50,000,000	47,078,125	47,396,502	44,507,813	
U.S. Treasuries	91282CDQ1	UNITED STATES TREASURY	12/31/2026	1.25	50,000,000	47,107,422	47,416,984	44,437,500	
U.S. Treasuries	91282CEF4	UNITED STATES TREASURY	3/31/2027	2.50	25,000,000	24,757,813	24,781,499	23,363,281	
<b>Subtotals</b>				<b>0.84</b>	<b>\$ 4,225,000,000</b>	<b>\$ 4,230,838,104</b>	<b>\$ 4,222,777,817</b>	<b>\$ 3,916,980,670</b>	
Federal Agencies	3133ELVL5	FEDERAL FARM CREDIT BANKS FU	10/3/2022	0.70	\$ 40,000,000	\$ 39,990,000	\$ 39,999,978	\$ 39,996,840	
Federal Agencies	3133EMS45	FEDERAL FARM CREDIT BANKS FU	12/14/2022	0.11	50,000,000	49,992,900	49,998,986	49,650,900	
Federal Agencies	3133EMWK4	FEDERAL FARM CREDIT BANKS FU	1/19/2023	0.14	60,000,000	59,987,400	59,997,732	59,372,100	
Federal Agencies	3133ELJH8	FEDERAL FARM CREDIT BANKS FU	1/23/2023	1.60	10,140,000	10,384,141	10,166,917	10,074,029	
Federal Agencies	3133EMPH9	FEDERAL FARM CREDIT BANKS FU	2/3/2023	0.13	45,500,000	45,096,315	45,350,265	44,956,594	
Federal Agencies	3133827H0	FEDERAL HOME LOAN BANKS	2/6/2023	2.14	44,400,000	44,826,684	44,562,546	44,156,644	
Federal Agencies	3133ENDQ0	FEDERAL FARM CREDIT BANKS FU	2/10/2023	0.16	50,000,000	49,899,789	49,970,928	49,374,550	
Federal Agencies	3133EMUH3	FEDERAL FARM CREDIT BANKS FU	3/23/2023	0.13	65,000,000	64,955,150	64,989,253	63,873,485	
Federal Agencies	3133EMVP4	FEDERAL FARM CREDIT BANKS FU	4/13/2023	0.13	20,000,000	19,973,600	19,992,984	19,605,080	
Federal Agencies	3133EMVP4	FEDERAL FARM CREDIT BANKS FU	4/13/2023	0.13	25,000,000	24,967,000	24,991,230	24,506,350	
Federal Agencies	3133EMVP4	FEDERAL FARM CREDIT BANKS FU	4/13/2023	0.13	50,000,000	49,934,000	49,982,460	49,012,700	
Federal Agencies	3133EMXM9	FEDERAL FARM CREDIT BANKS FU	4/27/2023	0.13	44,500,000	44,462,233	44,489,120	43,547,611	



# Investment Inventory

## Pooled Fund

Type of Investment	CUSIP	Issuer Name	Maturity		Par Value	Book Value	Amortized	
			Date	Coupon			Book Value	Market Value
Federal Agencies	3133EMYX4	FEDERAL FARM CREDIT BANKS FU	5/10/2023	0.13	12,500,000	12,484,000	12,495,156	12,214,275
Federal Agencies	3133EMYX4	FEDERAL FARM CREDIT BANKS FU	5/10/2023	0.13	25,000,000	24,968,000	24,990,312	24,428,550
Federal Agencies	3133EMYX4	FEDERAL FARM CREDIT BANKS FU	5/10/2023	0.13	75,000,000	74,904,000	74,970,937	73,285,650
Federal Agencies	3130AMRY0	FEDERAL HOME LOAN BANKS	6/2/2023	0.13	15,000,000	14,986,200	14,995,375	14,614,260
Federal Agencies	3133EMF31	FEDERAL FARM CREDIT BANKS FU	6/2/2023	0.13	100,000,000	99,938,000	99,979,277	97,428,400
Federal Agencies	3133EMH96	FEDERAL FARM CREDIT BANKS FU	6/14/2023	0.13	50,000,000	49,864,850	49,951,678	48,640,600
Federal Agencies	3133EM3S9	FEDERAL FARM CREDIT BANKS FU	6/26/2023	0.20	48,067,000	47,826,184	47,951,546	46,714,202
Federal Agencies	3133EM3S9	FEDERAL FARM CREDIT BANKS FU	6/26/2023	0.20	50,000,000	49,979,892	49,991,945	48,592,800
Federal Agencies	3133EMS37	FEDERAL FARM CREDIT BANKS FU	7/14/2023	0.13	50,000,000	49,927,791	49,971,710	48,473,300
Federal Agencies	3133EMS37	FEDERAL FARM CREDIT BANKS FU	7/14/2023	0.13	50,000,000	49,907,253	49,963,664	48,473,300
Federal Agencies	3133ENEY2	FEDERAL FARM CREDIT BANKS FU	7/24/2023	0.45	50,000,000	49,996,500	49,998,293	48,547,550
Federal Agencies	3133EM2E1	FEDERAL FARM CREDIT BANKS FU	8/10/2023	0.16	50,000,000	49,970,000	49,987,137	48,336,900
Federal Agencies	3137EAEV7	FEDERAL HOME LOAN MORTGAGE	8/24/2023	0.25	40,776,000	40,542,761	40,654,164	39,380,441
Federal Agencies	3130AJXD6	FEDERAL HOME LOAN BANKS	9/8/2023	0.13	20,975,000	20,806,361	20,883,887	20,195,401
Federal Agencies	313383YJ4	FEDERAL HOME LOAN BANKS	9/8/2023	3.38	25,000,000	25,070,000	25,058,676	24,804,050
Federal Agencies	313383YJ4	FEDERAL HOME LOAN BANKS	9/8/2023	3.38	25,000,000	25,071,750	25,060,143	24,804,050
Federal Agencies	313383YJ4	FEDERAL HOME LOAN BANKS	9/8/2023	3.38	40,000,000	40,102,000	40,085,710	39,686,480
Federal Agencies	3135G0U43	FEDERAL NATIONAL MORTGAGE A	9/12/2023	2.88	29,648,000	30,793,302	30,265,250	29,277,637
Federal Agencies	3133EM6N7	FEDERAL FARM CREDIT BANKS FU	9/27/2023	0.17	50,000,000	49,975,274	49,975,274	48,055,200
Federal Agencies	3133ENGF1	FEDERAL FARM CREDIT BANKS FU	12/1/2023	0.50	25,000,000	24,963,750	24,978,788	23,924,550
Federal Agencies	3133ENGF1	FEDERAL FARM CREDIT BANKS FU	12/1/2023	0.50	25,000,000	24,963,750	24,978,788	23,924,550
Federal Agencies	3133ENGF1	FEDERAL FARM CREDIT BANKS FU	12/1/2023	0.50	75,000,000	74,891,250	74,936,363	71,773,650
Federal Agencies	3130A3VC5	FEDERAL HOME LOAN BANKS	12/8/2023	2.25	10,000,000	10,301,000	10,179,029	9,761,870
Federal Agencies	3130A3VC5	FEDERAL HOME LOAN BANKS	12/8/2023	2.25	30,000,000	30,903,000	30,537,087	29,285,610
Federal Agencies	3133ENHR4	FEDERAL FARM CREDIT BANKS FU	12/20/2023	0.68	25,000,000	24,987,600	24,992,441	23,929,525
Federal Agencies	3133ENHR4	FEDERAL FARM CREDIT BANKS FU	12/20/2023	0.68	25,000,000	24,988,000	24,992,685	23,929,525
Federal Agencies	3133ENHR4	FEDERAL FARM CREDIT BANKS FU	12/20/2023	0.68	62,000,000	61,970,488	61,982,010	59,345,222
Federal Agencies	3133ENLF5	FEDERAL FARM CREDIT BANKS FU	1/18/2024	0.90	11,856,000	11,738,815	11,775,030	11,349,097
Federal Agencies	3133ENLF5	FEDERAL FARM CREDIT BANKS FU	1/18/2024	0.90	50,000,000	49,701,000	49,802,059	47,862,250
Federal Agencies	3130AFW94	FEDERAL HOME LOAN BANKS	2/13/2024	2.50	39,010,000	40,648,810	40,005,632	38,065,841
Federal Agencies	3133ELNE0	FEDERAL FARM CREDIT BANKS FU	2/14/2024	1.43	20,495,000	20,950,604	20,654,844	19,710,841
Federal Agencies	3133EMRZ7	FEDERAL FARM CREDIT BANKS FU	2/26/2024	0.25	5,000,000	4,998,200	4,999,157	4,725,075
Federal Agencies	3133EMRZ7	FEDERAL FARM CREDIT BANKS FU	2/26/2024	0.25	5,000,000	4,998,200	4,999,157	4,725,075
Federal Agencies	3133EMRZ7	FEDERAL FARM CREDIT BANKS FU	2/26/2024	0.25	100,000,000	99,964,000	99,983,134	94,501,500
Federal Agencies	3130ARHG9	FEDERAL HOME LOAN BANKS	2/28/2024	2.13	11,000,000	10,987,460	10,990,840	10,670,418
Federal Agencies	3130ARHG9	FEDERAL HOME LOAN BANKS	2/28/2024	2.13	25,000,000	24,971,500	24,979,181	24,250,950
Federal Agencies	3133EMTW2	FEDERAL FARM CREDIT BANKS FU	3/18/2024	0.30	50,000,000	49,939,500	49,970,523	47,169,250
Federal Agencies	3133EMTW2	FEDERAL FARM CREDIT BANKS FU	3/18/2024	0.30	50,000,000	49,939,450	49,970,498	47,169,250
Federal Agencies	3133EMWV0	FEDERAL FARM CREDIT BANKS FU	4/22/2024	0.35	16,545,000	16,549,633	16,547,432	15,564,295
Federal Agencies	3133EMWV0	FEDERAL FARM CREDIT BANKS FU	4/22/2024	0.35	29,424,000	29,432,239	29,432,325	27,679,892
Federal Agencies	3133EMWV0	FEDERAL FARM CREDIT BANKS FU	4/22/2024	0.35	39,000,000	39,010,920	39,005,732	36,688,275
Federal Agencies	3133ENWP1	FEDERAL FARM CREDIT BANKS FU	5/16/2024	2.63	45,000,000	44,939,250	44,950,719	43,805,430
Federal Agencies	3133ENWP1	FEDERAL FARM CREDIT BANKS FU	5/16/2024	2.63	50,000,000	49,932,500	49,945,243	48,672,700
Federal Agencies	3133ENYH7	FEDERAL FARM CREDIT BANKS FU	6/10/2024	2.63	50,000,000	49,935,500	49,945,471	48,619,700
Federal Agencies	3133ENYH7	FEDERAL FARM CREDIT BANKS FU	6/10/2024	2.63	50,000,000	49,935,500	49,945,471	48,619,700
Federal Agencies	3130A1XJ2	FEDERAL HOME LOAN BANKS	6/14/2024	2.88	15,955,000	16,008,449	15,998,859	15,576,276
Federal Agencies	3130A1XJ2	FEDERAL HOME LOAN BANKS	6/14/2024	2.88	17,980,000	18,043,829	18,032,377	17,553,209
Federal Agencies	3130A1XJ2	FEDERAL HOME LOAN BANKS	6/14/2024	2.88	25,500,000	25,552,530	25,542,767	24,894,707
Federal Agencies	3130A1XJ2	FEDERAL HOME LOAN BANKS	6/14/2024	2.88	50,000,000	50,204,000	50,166,958	48,813,150
Federal Agencies	3130ASHK8	FEDERAL HOME LOAN BANKS	6/14/2024	3.13	28,000,000	27,979,867	27,914,302	27,448,792



# Investment Inventory

## Pooled Fund

Type of Investment	CUSIP	Issuer Name	Maturity		Par Value	Book Value	Amortized	
			Date	Coupon			Book Value	Market Value
Federal Agencies	3130ASHK8	FEDERAL HOME LOAN BANKS	6/14/2024	3.13	28,210,000	28,190,845	28,124,672	27,654,658
Federal Agencies	3133ENYX2	FEDERAL FARM CREDIT BANKS FU	6/17/2024	3.25	25,000,000	24,970,500	24,974,778	24,556,175
Federal Agencies	3133ENYX2	FEDERAL FARM CREDIT BANKS FU	6/17/2024	3.25	25,000,000	24,970,750	24,974,991	24,556,175
Federal Agencies	3133ENYX2	FEDERAL FARM CREDIT BANKS FU	6/17/2024	3.25	50,000,000	49,970,000	49,974,350	49,112,350
Federal Agencies	3133ENZS2	FEDERAL FARM CREDIT BANKS FU	6/28/2024	3.10	25,000,000	24,986,500	24,988,254	24,486,500
Federal Agencies	3133ENZS2	FEDERAL FARM CREDIT BANKS FU	6/28/2024	3.10	25,000,000	24,987,500	24,989,124	24,486,500
Federal Agencies	3133ENZS2	FEDERAL FARM CREDIT BANKS FU	6/28/2024	3.10	50,000,000	49,973,000	49,976,509	48,973,000
Federal Agencies	3130ASME6	FEDERAL HOME LOAN BANKS	7/8/2024	3.00	10,000,000	9,980,600	9,982,856	9,769,580
Federal Agencies	3130ASME6	FEDERAL HOME LOAN BANKS	7/8/2024	3.00	15,000,000	14,970,900	14,974,284	14,654,370
Federal Agencies	3130ASME6	FEDERAL HOME LOAN BANKS	7/8/2024	3.00	17,500,000	17,466,050	17,469,998	17,096,765
Federal Agencies	3133EMV25	FEDERAL FARM CREDIT BANKS FU	7/23/2024	0.45	50,000,000	50,092,000	50,056,203	46,632,800
Federal Agencies	3133ENJ84	FEDERAL FARM CREDIT BANKS FU	8/26/2024	3.38	50,000,000	49,916,500	49,920,612	49,111,800
Federal Agencies	3133EM5X6	FEDERAL FARM CREDIT BANKS FU	9/23/2024	0.43	25,000,000	24,974,750	24,983,343	23,162,750
Federal Agencies	3133EM5X6	FEDERAL FARM CREDIT BANKS FU	9/23/2024	0.43	50,000,000	49,949,500	49,966,687	46,325,500
Federal Agencies	3133EM5X6	FEDERAL FARM CREDIT BANKS FU	9/23/2024	0.43	50,000,000	49,949,500	49,966,687	46,325,500
Federal Agencies	3133ENP79	FEDERAL FARM CREDIT BANKS FU	9/26/2024	4.25	50,000,000	49,996,000	49,996,027	49,897,100
Federal Agencies	3133ENEJ5	FEDERAL FARM CREDIT BANKS FU	11/18/2024	0.88	10,000,000	9,988,500	9,991,826	9,301,970
Federal Agencies	3133ENEJ5	FEDERAL FARM CREDIT BANKS FU	11/18/2024	0.88	10,000,000	9,988,500	9,991,826	9,301,970
Federal Agencies	3133ENEJ5	FEDERAL FARM CREDIT BANKS FU	11/18/2024	0.88	50,000,000	49,942,500	49,959,131	46,509,850
Federal Agencies	3133ELCP7	FEDERAL FARM CREDIT BANKS FU	12/3/2024	1.63	25,000,000	24,960,000	24,982,616	23,605,750
Federal Agencies	3133ENGQ7	FEDERAL FARM CREDIT BANKS FU	12/9/2024	0.92	50,000,000	49,963,000	49,972,993	46,464,700
Federal Agencies	3133ENGQ7	FEDERAL FARM CREDIT BANKS FU	12/9/2024	0.92	50,000,000	49,985,000	49,989,051	46,464,700
Federal Agencies	3133ENKS8	FEDERAL FARM CREDIT BANKS FU	1/6/2025	1.13	20,000,000	19,955,000	19,965,848	18,626,860
Federal Agencies	3133ENKS8	FEDERAL FARM CREDIT BANKS FU	1/6/2025	1.13	25,000,000	24,943,750	24,957,310	23,283,575
Federal Agencies	3133ENKS8	FEDERAL FARM CREDIT BANKS FU	1/6/2025	1.13	25,000,000	24,943,750	24,957,310	23,283,575
Federal Agencies	3135G0X24	FEDERAL NATIONAL MORTGAGE A	1/7/2025	1.63	39,060,000	40,632,556	40,020,684	36,791,122
Federal Agencies	3137EAEP0	FEDERAL HOME LOAN MORTGAGE	2/12/2025	1.50	5,000,000	4,996,150	4,998,175	4,683,865
Federal Agencies	3137EAEP0	FEDERAL HOME LOAN MORTGAGE	2/12/2025	1.50	5,000,000	4,996,150	4,998,175	4,683,865
Federal Agencies	3137EAEP0	FEDERAL HOME LOAN MORTGAGE	2/12/2025	1.50	5,000,000	4,996,150	4,998,175	4,683,865
Federal Agencies	3137EAEP0	FEDERAL HOME LOAN MORTGAGE	2/12/2025	1.50	15,000,000	14,988,450	14,994,526	14,051,595
Federal Agencies	3137EAEP0	FEDERAL HOME LOAN MORTGAGE	2/12/2025	1.50	50,000,000	49,961,500	49,981,752	46,838,650
Federal Agencies	3137EAEP0	FEDERAL HOME LOAN MORTGAGE	2/12/2025	1.50	53,532,000	55,450,052	54,723,037	50,147,332
Federal Agencies	3133ELQY3	FEDERAL FARM CREDIT BANKS FU	3/3/2025	1.21	16,000,000	15,990,720	15,995,458	14,859,392
Federal Agencies	3133ELQY3	FEDERAL FARM CREDIT BANKS FU	3/3/2025	1.21	24,000,000	23,964,240	23,982,496	22,289,088
Federal Agencies	3133EMWT5	FEDERAL FARM CREDIT BANKS FU	4/21/2025	0.60	50,000,000	49,973,500	49,983,077	45,521,150
Federal Agencies	3135G03U5	FEDERAL NATIONAL MORTGAGE A	4/22/2025	0.63	37,938,000	37,937,792	37,505,364	34,558,786
Federal Agencies	3135G03U5	FEDERAL NATIONAL MORTGAGE A	4/22/2025	0.63	50,000,000	50,108,000	50,073,096	45,546,400
Federal Agencies	3135G03U5	FEDERAL NATIONAL MORTGAGE A	4/22/2025	0.63	50,000,000	49,243,950	49,426,360	45,546,400
Federal Agencies	3133ENXE5	FEDERAL FARM CREDIT BANKS FU	5/23/2025	2.85	6,000,000	5,991,600	5,992,604	5,777,838
Federal Agencies	3133ENXE5	FEDERAL FARM CREDIT BANKS FU	5/23/2025	2.85	20,000,000	19,972,000	19,975,347	19,259,460
Federal Agencies	3130ASG86	FEDERAL HOME LOAN BANKS	6/13/2025	3.38	11,940,000	12,055,027	11,996,834	11,646,766
Federal Agencies	3130ASG86	FEDERAL HOME LOAN BANKS	6/13/2025	3.38	12,700,000	12,863,195	12,800,058	12,388,101
Federal Agencies	3133ENYQ7	FEDERAL FARM CREDIT BANKS FU	6/13/2025	2.95	50,000,000	49,975,500	49,977,959	48,237,450
Federal Agencies	3135G04Z3	FEDERAL NATIONAL MORTGAGE A	6/17/2025	0.50	4,655,000	4,656,640	4,579,338	4,202,255
Federal Agencies	3135G04Z3	FEDERAL NATIONAL MORTGAGE A	6/17/2025	0.50	10,000,000	9,789,600	9,838,154	9,027,400
Federal Agencies	3130AN4A5	FEDERAL HOME LOAN BANKS	6/30/2025	0.70	17,680,000	17,734,631	17,717,816	16,029,236
Federal Agencies	3135G05X7	FEDERAL NATIONAL MORTGAGE A	8/25/2025	0.38	25,000,000	24,684,250	24,795,487	22,331,325
Federal Agencies	3135G05X7	FEDERAL NATIONAL MORTGAGE A	8/25/2025	0.38	72,500,000	71,862,000	72,088,525	64,760,843
Federal Agencies	3130A8ZQ9	FEDERAL HOME LOAN BANKS	9/12/2025	1.75	10,295,000	10,575,333	10,509,127	9,568,863
Federal Agencies	3137EAEX3	FEDERAL HOME LOAN MORTGAGE	9/23/2025	0.38	22,600,000	22,295,352	22,400,807	20,132,622

# Investment Inventory

## Pooled Fund

Type of Investment	CUSIP	Issuer Name	Maturity		Par Value	Book Value	Amortized		Market Value
			Date	Coupon			Book Value	Market Value	
Federal Agencies	3133ENEG1	FEDERAL FARM CREDIT BANKS FU	11/17/2025	1.05	39,675,000	39,622,232	39,633,718	35,932,418	
Federal Agencies	3133ENEG1	FEDERAL FARM CREDIT BANKS FU	11/17/2025	1.05	55,000,000	54,923,000	54,939,760	49,811,795	
Federal Agencies	3133ENHM5	FEDERAL FARM CREDIT BANKS FU	12/16/2025	1.17	45,000,000	44,954,100	44,963,179	40,812,615	
Federal Agencies	3133ENHM5	FEDERAL FARM CREDIT BANKS FU	12/16/2025	1.17	50,000,000	49,949,000	49,959,088	45,347,350	
Federal Agencies	3133ENJ35	FEDERAL FARM CREDIT BANKS FU	2/25/2026	3.32	35,000,000	34,957,650	34,958,874	33,925,010	
Federal Agencies	3133EMZ21	FEDERAL FARM CREDIT BANKS FU	4/6/2026	0.69	15,500,000	15,458,150	15,468,434	13,704,449	
Federal Agencies	3133ENUD0	FEDERAL FARM CREDIT BANKS FU	4/8/2026	2.64	20,000,000	19,961,200	19,965,874	18,939,560	
Federal Agencies	3133ENUD0	FEDERAL FARM CREDIT BANKS FU	4/8/2026	2.64	30,000,000	29,941,800	29,948,811	28,409,340	
Federal Agencies	3130ANNM8	FEDERAL HOME LOAN BANKS	7/13/2026	1.05	25,000,000	25,000,000	25,000,000	22,212,800	
Federal Agencies	3130ANNM8	FEDERAL HOME LOAN BANKS	7/13/2026	1.05	25,000,000	25,000,000	25,000,000	22,212,800	
Federal Agencies	3130ANNM8	FEDERAL HOME LOAN BANKS	7/13/2026	1.05	25,000,000	25,000,000	25,000,000	22,212,800	
Federal Agencies	3130ANNM8	FEDERAL HOME LOAN BANKS	7/13/2026	1.05	25,000,000	25,000,000	25,000,000	22,212,800	
Federal Agencies	3130ANMP2	FEDERAL HOME LOAN BANKS	7/27/2026	1.07	25,000,000	25,000,000	25,000,000	22,206,700	
Federal Agencies	3130ANMP2	FEDERAL HOME LOAN BANKS	7/27/2026	1.07	25,000,000	25,000,000	25,000,000	22,206,700	
Federal Agencies	3130ANMP2	FEDERAL HOME LOAN BANKS	7/27/2026	1.07	25,000,000	25,000,000	25,000,000	22,206,700	
Federal Agencies	3130ANMP2	FEDERAL HOME LOAN BANKS	7/27/2026	1.07	25,000,000	25,000,000	25,000,000	22,206,700	
Federal Agencies	3130ANTG5	FEDERAL HOME LOAN BANKS	8/10/2026	1.05	25,000,000	25,000,000	25,000,000	22,166,650	
Federal Agencies	3130ANTG5	FEDERAL HOME LOAN BANKS	8/10/2026	1.05	25,000,000	25,000,000	25,000,000	22,166,650	
Federal Agencies	3130ANTG5	FEDERAL HOME LOAN BANKS	8/10/2026	1.05	25,000,000	25,000,000	25,000,000	22,166,650	
Federal Agencies	3130ANTG5	FEDERAL HOME LOAN BANKS	8/10/2026	1.05	25,000,000	25,000,000	25,000,000	22,166,650	
Federal Agencies	3130AP6T7	FEDERAL HOME LOAN BANKS	9/3/2026	1.08	25,000,000	25,000,000	25,000,000	22,149,425	
Federal Agencies	3130AP6T7	FEDERAL HOME LOAN BANKS	9/3/2026	1.08	25,000,000	25,000,000	25,000,000	22,149,425	
Federal Agencies	3130AP6T7	FEDERAL HOME LOAN BANKS	9/3/2026	1.08	25,000,000	25,000,000	25,000,000	22,149,425	
Federal Agencies	3130AP6T7	FEDERAL HOME LOAN BANKS	9/3/2026	1.08	25,000,000	25,000,000	25,000,000	22,149,425	
Federal Agencies	3130APPR0	FEDERAL HOME LOAN BANKS	10/19/2026	1.43	25,000,000	25,000,000	25,000,000	22,379,675	
Federal Agencies	3130APPR0	FEDERAL HOME LOAN BANKS	10/19/2026	1.43	25,000,000	25,000,000	25,000,000	22,379,675	
Federal Agencies	3130APPR0	FEDERAL HOME LOAN BANKS	10/19/2026	1.43	25,000,000	25,000,000	25,000,000	22,379,675	
Federal Agencies	3130APPR0	FEDERAL HOME LOAN BANKS	10/19/2026	1.43	25,000,000	25,000,000	25,000,000	22,379,675	
Federal Agencies	3130AQ7L1	FEDERAL HOME LOAN BANKS	11/16/2026	1.61	25,000,000	25,000,000	25,000,000	22,478,000	
Federal Agencies	3130AQ7L1	FEDERAL HOME LOAN BANKS	11/16/2026	1.61	25,000,000	25,000,000	25,000,000	22,478,000	
Federal Agencies	3130AQ7L1	FEDERAL HOME LOAN BANKS	11/16/2026	1.61	25,000,000	25,000,000	25,000,000	22,478,000	
Federal Agencies	3130AQ7L1	FEDERAL HOME LOAN BANKS	11/16/2026	1.61	25,000,000	25,000,000	25,000,000	22,478,000	
Federal Agencies	3130AQJ95	FEDERAL HOME LOAN BANKS	12/14/2026	1.65	25,000,000	25,000,000	25,000,000	22,463,275	
Federal Agencies	3130AQJ95	FEDERAL HOME LOAN BANKS	12/14/2026	1.65	25,000,000	25,000,000	25,000,000	22,463,275	
Federal Agencies	3130AQJ95	FEDERAL HOME LOAN BANKS	12/14/2026	1.65	25,000,000	25,000,000	25,000,000	22,463,275	
Federal Agencies	3130AQJ95	FEDERAL HOME LOAN BANKS	12/14/2026	1.65	25,000,000	25,000,000	25,000,000	22,463,275	
Federal Agencies	3130ARB59	FEDERAL HOME LOAN BANKS	3/8/2027	2.35	25,000,000	25,000,000	25,000,000	23,043,875	
Federal Agencies	3130ARB59	FEDERAL HOME LOAN BANKS	3/8/2027	2.35	25,000,000	25,000,000	25,000,000	23,043,875	
Federal Agencies	3130ARB59	FEDERAL HOME LOAN BANKS	3/8/2027	2.35	25,000,000	25,000,000	25,000,000	23,043,875	
Federal Agencies	3130ARB59	FEDERAL HOME LOAN BANKS	3/8/2027	2.35	25,000,000	25,000,000	25,000,000	23,043,875	
Federal Agencies	3133ENRD4	FEDERAL FARM CREDIT BANKS FU	3/10/2027	1.68	48,573,000	47,432,020	47,556,776	43,662,901	
Federal Agencies	3133ENTS9	FEDERAL FARM CREDIT BANKS FU	4/5/2027	2.60	22,500,000	22,393,963	22,402,838	21,035,048	
Federal Agencies	3133ENTS9	FEDERAL FARM CREDIT BANKS FU	4/5/2027	2.60	24,500,000	24,378,779	24,389,006	22,904,830	
Federal Agencies	3133ENTS9	FEDERAL FARM CREDIT BANKS FU	4/5/2027	2.60	25,000,000	24,805,806	24,823,117	23,372,275	
Federal Agencies	3130ASGU7	FEDERAL HOME LOAN BANKS	6/11/2027	3.50	10,000,000	10,173,583	10,135,644	9,708,120	
Federal Agencies	3130ASGU7	FEDERAL HOME LOAN BANKS	6/11/2027	3.50	12,375,000	12,592,532	12,545,469	12,013,799	
Federal Agencies	3130ASGU7	FEDERAL HOME LOAN BANKS	6/11/2027	3.50	21,725,000	22,088,363	22,004,640	21,090,891	
Federal Agencies	3133ENZK9	FEDERAL FARM CREDIT BANKS FU	6/28/2027	3.24	27,865,000	28,121,637	28,087,987	26,735,882	
<b>Subtotals</b>				<b>1.31</b>	<b>\$ 5,130,594,000</b>	<b>\$ 5,132,681,696</b>	<b>\$ 5,131,076,364</b>	<b>\$ 4,855,106,126</b>	

# Investment Inventory

## Pooled Fund

Type of Investment	CUSIP	Issuer Name	Maturity		Par Value	Book Value	Amortized		Market Value
			Date	Coupon			Book Value	Market Value	
Public Time Deposits	PPFT6Q6D2	Bank of San Francisco	12/5/2022	1.64	\$ 10,000,000	\$ 10,000,000	\$ 10,000,000	\$ 10,000,000	\$ 10,000,000
Public Time Deposits	PPFR6ZB99	Bridge Bank	12/19/2022	2.39	10,000,000	10,000,000	10,000,000	10,000,000	10,000,000
Public Time Deposits	PPFQECA11	Bridge Bank	3/20/2023	3.57	10,000,000	10,000,000	10,000,000	10,000,000	10,000,000
<b>Subtotals</b>				<b>2.53</b>	<b>\$ 30,000,000</b>	<b>\$ 30,000,000</b>	<b>\$ 30,000,000</b>	<b>\$ 30,000,000</b>	<b>\$ 30,000,000</b>
Negotiable CDs	65602YF47	Norinchukin Bank - New York Branch	10/20/2022	2.50	\$ 50,000,000	\$ 50,000,000	\$ 50,000,000	\$ 49,982,950	
Negotiable CDs	78012UW68	Royal Bank of Canada New York Bran	10/24/2022	0.30	50,000,000	50,000,000	50,000,000	49,905,800	
Negotiable CDs	89114WU52	Toronto-Dominion Bank - New York Br	10/24/2022	1.50	50,000,000	50,000,000	50,000,000	49,945,250	
Negotiable CDs	96130ALC0	Westpac Banking Corporation - New Y	10/24/2022	0.30	50,000,000	50,000,000	50,000,000	49,905,800	
Negotiable CDs	78012U2E4	Royal Bank of Canada New York Bran	12/2/2022	0.48	50,000,000	50,000,000	50,000,000	49,737,500	
Negotiable CDs	89114WWM36	Toronto-Dominion Bank - New York Br	12/2/2022	0.48	50,000,000	50,000,000	50,000,000	49,737,500	
Negotiable CDs	06367CPS0	Bank of Montreal - Chicago Branch	12/7/2022	0.52	50,000,000	50,000,000	50,000,000	49,719,850	
Negotiable CDs	89114WP58	Toronto-Dominion Bank - New York Br	12/30/2022	0.57	10,000,000	10,000,000	10,000,000	9,921,270	
Negotiable CDs	89114WP58	Toronto-Dominion Bank - New York Br	12/30/2022	0.57	50,000,000	50,000,000	50,000,000	49,606,350	
Negotiable CDs	89114WVV3	Toronto-Dominion Bank - New York Br	1/4/2023	2.26	50,000,000	50,000,000	50,000,000	49,799,750	
Negotiable CDs	06367CTW7	Bank of Montreal - Chicago Branch	1/13/2023	1.92	50,000,000	50,000,000	50,000,000	49,720,050	
Negotiable CDs	89114WU94	Toronto-Dominion Bank - New York Br	1/13/2023	1.92	50,000,000	50,000,000	50,000,000	49,720,050	
Negotiable CDs	06367CUZ8	Bank of Montreal - Chicago Branch	1/18/2023	2.28	50,000,000	50,000,000	50,000,000	49,754,700	
Negotiable CDs	89114WVX9	Toronto-Dominion Bank - New York Br	1/24/2023	2.36	50,000,000	50,000,000	50,000,000	49,745,250	
Negotiable CDs	78012U5C5	Royal Bank of Canada New York Bran	1/27/2023	2.00	50,000,000	50,000,000	50,000,000	49,675,650	
Negotiable CDs	06367CSR9	Bank of Montreal - Chicago Branch	1/30/2023	1.18	50,000,000	50,000,000	50,000,000	49,528,200	
Negotiable CDs	89114WQL2	Toronto-Dominion Bank - New York Br	1/30/2023	0.95	50,000,000	50,000,000	50,000,000	49,490,200	
Negotiable CDs	06367CSM0	Bank of Montreal - Chicago Branch	2/13/2023	1.35	50,000,000	50,000,000	50,000,000	49,488,300	
Negotiable CDs	89114WRW7	Toronto-Dominion Bank - New York Br	2/13/2023	1.35	50,000,000	50,000,000	50,000,000	49,488,300	
Negotiable CDs	89114WUU7	Toronto-Dominion Bank - New York Br	2/27/2023	2.16	50,000,000	50,000,000	50,000,000	49,581,100	
Negotiable CDs	89114WUU7	Toronto-Dominion Bank - New York Br	2/27/2023	2.16	50,000,000	50,000,000	50,000,000	49,581,100	
Negotiable CDs	06367CV46	Bank of Montreal - Chicago Branch	3/27/2023	2.60	50,000,000	50,000,000	50,000,000	49,563,000	
Negotiable CDs	78012U5Z4	Royal Bank of Canada New York Bran	3/27/2023	2.58	50,000,000	50,000,000	50,000,000	49,558,750	
Negotiable CDs	78012U6W0	Royal Bank of Canada New York Bran	6/15/2023	3.71	50,000,000	50,000,000	50,000,000	49,651,000	
Negotiable CDs	78012U7H2	Royal Bank of Canada New York Bran	6/15/2023	3.68	50,000,000	50,000,000	50,000,000	49,641,850	
Negotiable CDs	89115B3A6	Toronto-Dominion Bank - New York Br	6/15/2023	3.60	50,000,000	50,000,000	50,000,000	49,615,600	
Negotiable CDs	89115B3A6	Toronto-Dominion Bank - New York Br	6/15/2023	3.60	50,000,000	50,000,000	50,000,000	49,615,600	
Negotiable CDs	06367CX51	Bank of Montreal - Chicago Branch	6/30/2023	3.92	50,000,000	50,000,000	50,000,000	49,695,250	
Negotiable CDs	89115BAW0	Toronto-Dominion Bank - New York Br	6/30/2023	3.90	50,000,000	50,000,000	50,000,000	49,687,650	
Negotiable CDs	06367CWT0	Bank of Montreal - Chicago Branch	7/3/2023	3.75	50,000,000	50,000,000	50,000,000	49,624,750	
Negotiable CDs	06367CXA0	Bank of Montreal - Chicago Branch	7/3/2023	3.84	50,000,000	50,000,000	50,000,000	49,660,500	
Negotiable CDs	06417MB87	Bank of Nova Scotia - Houston Branch	7/3/2023	3.73	50,000,000	50,000,000	50,000,000	49,621,050	
Negotiable CDs	78015J3N5	Royal Bank of Canada New York Bran	7/3/2023	3.73	50,000,000	50,000,000	50,000,000	49,617,450	
Negotiable CDs	78015JAJ6	Royal Bank of Canada New York Bran	7/3/2023	4.02	50,000,000	50,000,000	50,000,000	49,728,850	
Negotiable CDs	06367CXR3	Bank of Montreal - Chicago Branch	8/28/2023	4.23	50,000,000	50,000,000	50,000,000	49,710,250	
Negotiable CDs	78015JFJ1	Royal Bank of Canada New York Bran	9/20/2023	4.75	50,000,000	50,000,000	50,000,000	49,887,900	
Negotiable CDs	78015JHJ9	Royal Bank of Canada New York Bran	9/22/2023	4.81	50,000,000	50,000,000	50,000,000	49,975,400	
Negotiable CDs	06367CXX0	Bank of Montreal - Chicago Branch	9/25/2023	4.82	50,000,000	50,000,000	50,000,000	49,952,650	
Negotiable CDs	78015JH67	Royal Bank of Canada New York Bran	9/25/2023	4.76	50,000,000	50,000,000	50,000,000	49,924,100	
<b>Subtotals</b>				<b>2.58</b>	<b>\$ 1,910,000,000</b>	<b>\$ 1,910,000,000</b>	<b>\$ 1,910,000,000</b>	<b>\$ 1,898,766,520</b>	

# Investment Inventory

## Pooled Fund

Type of Investment	CUSIP	Issuer Name	Maturity		Par Value	Book Value	Amortized		Market Value
			Date	Coupon			Book Value	Market Value	
Commercial Paper	62479MKC6	MUFG Bank - New York Branch	10/12/2022	0.00	\$ 50,000,000	\$ 49,639,111	\$ 49,964,556	\$ 49,944,700	
Commercial Paper	89233HKL7	Toyota Motor Credit Corporation	10/20/2022	0.00	50,000,000	49,611,597	49,937,986	49,905,350	
Commercial Paper	62479MKM4	MUFG Bank - New York Branch	10/21/2022	0.00	50,000,000	49,629,500	49,931,389	49,901,850	
Commercial Paper	89233HKM5	Toyota Motor Credit Corporation	10/21/2022	0.00	50,000,000	49,610,111	49,932,778	49,900,500	
Commercial Paper	62479MKS1	MUFG Bank - New York Branch	10/26/2022	0.00	50,000,000	49,588,264	49,914,931	49,877,550	
Commercial Paper	89233HL28	Toyota Motor Credit Corporation	11/2/2022	0.00	50,000,000	49,586,667	49,889,778	49,841,100	
Commercial Paper	62479ML76	MUFG Bank - New York Branch	11/7/2022	0.00	50,000,000	49,790,458	49,835,042	49,817,800	
Commercial Paper	89233HL77	Toyota Motor Credit Corporation	11/7/2022	0.00	50,000,000	49,571,167	49,872,042	49,815,850	
<b>Subtotals</b>				<b>0.00</b>	<b>\$ 400,000,000</b>	<b>\$ 397,026,875</b>	<b>\$ 399,278,500</b>	<b>\$ 399,004,700</b>	
Money Market Funds	262006208	DREYFUS GVT CSH MGT INST	10/1/2022	2.74	\$ 20,060,259	\$ 20,060,259	\$ 20,060,259	\$ 20,060,259	
Money Market Funds	608919718	FEDERATED HRMS GV O PRMR	10/1/2022	2.88	660,861,266	660,861,266	660,861,266	660,861,266	
Money Market Funds	09248U718	BLKRK LQ:T-FUND INSTL	10/1/2022	2.81	11,675,098	11,675,098	11,675,098	11,675,098	
Money Market Funds	31607A703	FIDELITY IMM:GOVT INSTL	10/1/2022	2.81	11,473,118	11,473,118	11,473,118	11,473,118	
Money Market Funds	61747C707	MORG STAN I LQ:GV I	10/1/2022	2.82	11,257,091	11,257,091	11,257,091	11,257,091	
Money Market Funds	85749T517	SS INST INV:US GV MM OPP	10/1/2022	2.91	402,700,416	402,700,416	402,700,416	402,700,416	
<b>Subtotals</b>				<b>2.89</b>	<b>\$ 1,118,027,249</b>	<b>\$ 1,118,027,249</b>	<b>\$ 1,118,027,249</b>	<b>\$ 1,118,027,249</b>	
Supranationals	459058ES8	INTERNATIONAL BANK FOR RECON	10/7/2022	1.88	\$ 64,387,000	\$ 65,187,330	\$ 64,403,278	\$ 64,379,853	
Supranationals	459058JV6	INTERNATIONAL BANK FOR RECON	4/20/2023	0.13	100,000,000	99,793,000	99,943,004	97,908,100	
Supranationals	4581X0CC0	INTER-AMERICAN DEVELOPMENT E	10/4/2023	3.00	25,756,000	26,837,752	26,360,992	25,412,286	
Supranationals	45906M3B5	INTERNATIONAL BANK FOR RECON	6/14/2024	1.98	100,000,000	100,000,000	100,000,000	96,190,000	
Supranationals	4581X0EE4	INTER-AMERICAN DEVELOPMENT E	7/1/2024	3.25	30,000,000	29,997,000	29,997,378	29,466,390	
Supranationals	4581X0EE4	INTER-AMERICAN DEVELOPMENT E	7/1/2024	3.25	50,000,000	49,995,000	49,995,629	49,110,650	
Supranationals	459056HV2	INTERNATIONAL BANK FOR RECON	8/28/2024	1.50	50,000,000	50,984,250	50,666,041	47,524,900	
Supranationals	4581X0DZ8	INTER-AMERICAN DEVELOPMENT E	9/23/2024	0.50	50,000,000	49,595,500	49,722,530	46,432,000	
Supranationals	45950VQG4	INTERNATIONAL FINANCE CORP	9/23/2024	0.44	10,000,000	9,918,700	9,944,911	9,206,010	
Supranationals	4581X0CM8	INTER-AMERICAN DEVELOPMENT E	1/15/2025	2.13	100,000,000	105,676,000	103,493,244	95,176,000	
Supranationals	459058JB0	INTERNATIONAL BANK FOR RECON	4/22/2025	0.63	40,000,000	40,086,000	40,058,673	36,513,160	
Supranationals	4581X0DN5	INTER-AMERICAN DEVELOPMENT E	7/15/2025	0.63	28,900,000	28,519,098	28,613,197	26,081,267	
Supranationals	45818WDG8	INTER-AMERICAN DEVELOPMENT E	2/27/2026	0.82	19,500,000	19,556,907	19,543,017	17,205,201	
<b>Subtotals</b>				<b>1.58</b>	<b>\$ 668,543,000</b>	<b>\$ 676,146,538</b>	<b>\$ 672,741,894</b>	<b>\$ 640,605,818</b>	
<b>Grand Totals</b>				<b>1.47</b>	<b>\$ 13,482,164,249</b>	<b>\$ 13,494,720,462</b>	<b>\$ 13,483,901,825</b>	<b>\$ 12,858,491,083</b>	



# Monthly Investment Earnings

## Pooled Fund

For month ended September 30, 2022

Type of Investment	CUSIP	Issuer Name	Par Value	Coupon	YTM <sup>1</sup>	Settle Date	Maturity		Earned Interest	Amort.	Realized	Earned Income
							Date	Expense		Gain/(Loss)	/Net Earnings	
U.S. Treasuries	912828WE6	United States Department of The Treasury	50000000	2.75	1.7265	12/17/19	11/15/23	112,092	-41,167	0	70,925	
U.S. Treasuries	912828S35	United States Department of The Treasury	50000000	1.375	1.6052	1/9/20	6/30/23	56,046	9,334	0.00	65,381	
U.S. Treasuries	91282CAT8	United States Department of The Treasury	50000000	0.25	0.5534	2/25/21	10/31/25	10,190	12,308	0	22,499	
U.S. Treasuries	91282CBC4	United States Department of The Treasury	50000000	0.375	0.603	2/25/21	12/31/25	15,285	9,236	0	24,521	
U.S. Treasuries	91282CBC4	United States Department of The Treasury	50000000	0.375	0.6805	2/26/21	12/31/25	15,285	12,355	0.00	27,640	
U.S. Treasuries	91282CAT8	United States Department of The Treasury	50000000	0.25	0.6509	3/2/21	10/31/25	10,190	16,230	0.00	26,420	
U.S. Treasuries	91282CAT8	United States Department of The Treasury	50000000	0.25	0.6643	3/4/21	10/31/25	10,190	16,766	0	26,956	
U.S. Treasuries	912828ZW3	United States Department of The Treasury	50000000	0.25	0.6534	3/8/21	6/30/25	10,190	16,369	0	26,559	
U.S. Treasuries	912828G38	United States Department of The Treasury	50000000	2.25	0.5199	3/9/21	11/15/24	91,712	-70,382	0	21,330	
U.S. Treasuries	912828ZW3	United States Department of The Treasury	50000000	0.25	0.6999	3/9/21	6/30/25	10,190	18,241	0	28,431	
U.S. Treasuries	912828G38	United States Department of The Treasury	50000000	2.25	0.4798	3/12/21	11/15/24	91,712	-72,065	0	19,647	
U.S. Treasuries	912828ZU7	United States Department of The Treasury	50000000	0.25	0.1912	3/12/21	6/15/23	10,246	-2,415	0	7,831	
U.S. Treasuries	912828YY0	United States Department of The Treasury	50000000	1.75	0.5654	3/15/21	12/31/24	71,332	-48,159	0.00	23,172	
U.S. Treasuries	912828ZC7	United States Department of The Treasury	50000000	1.125	0.6083	3/15/21	2/28/25	46,616	-20,990	0	25,626	
U.S. Treasuries	912828ZD5	United States Department of The Treasury	50000000	0.5	0.1627	3/18/21	3/15/23	20,561	-13,863	0.00	6,698	
U.S. Treasuries	91282CBA8	United States Department of The Treasury	50000000	0.125	0.2951	3/19/21	12/15/23	5,123	6,966	0.00	12,089	
U.S. Treasuries	912828Y87	United States Department of The Treasury	50000000	1.75	0.4178	3/30/21	7/31/24	71,332	-54,412	0	16,920	
U.S. Treasuries	912828Z52	United States Department of The Treasury	50000000	1.375	0.5773	3/30/21	1/31/25	56,046	-32,408	0.00	23,638	
U.S. Treasuries	912828ZC7	United States Department of The Treasury	50000000	1.125	0.6095	3/31/21	2/28/25	46,616	-20,938	0.00	25,678	
U.S. Treasuries	912828S92	United States Department of The Treasury	50000000	1.25	0.2029	4/1/21	7/31/23	50,951	-43,033	0.00	7,918	
U.S. Treasuries	912828S92	United States Department of The Treasury	50000000	1.25	0.2046	4/1/21	7/31/23	50,951	-42,964	0	7,987	
U.S. Treasuries	912828TY6	United States Department of The Treasury	50000000	1.625	0.1255	4/8/21	11/15/22	66,236	-61,493	0.00	4,743	
U.S. Treasuries	912828ZU7	United States Department of The Treasury	50000000	0.25	0.1838	4/8/21	6/15/23	10,246	-2,717	0.00	7,529	
U.S. Treasuries	912828YM6	United States Department of The Treasury	50000000	1.5	0.5059	4/15/21	10/31/24	61,141	-40,450	0	20,691	
U.S. Treasuries	912828Z52	United States Department of The Treasury	50000000	1.375	0.5723	4/15/21	1/31/25	56,046	-32,613	0	23,433	
U.S. Treasuries	912828ZF0	United States Department of The Treasury	50000000	0.5	0.6127	4/15/21	3/31/25	20,496	4,579	0.00	25,074	
U.S. Treasuries	912828ZF0	United States Department of The Treasury	50000000	0.5	0.582	4/19/21	3/31/25	20,496	3,332	0	23,828	
U.S. Treasuries	91282CBU4	United States Department of The Treasury	50000000	0.125	0.1537	5/4/21	3/31/23	5,124	1,179	0	6,303	
U.S. Treasuries	912828ZW3	United States Department of The Treasury	50000000	0.25	0.6015	5/12/21	6/30/25	10,190	14,280	0	24,470	
U.S. Treasuries	91282CAM3	United States Department of The Treasury	50000000	0.25	0.6619	5/12/21	9/30/25	10,248	16,678	0	26,926	
U.S. Treasuries	912828ZW3	United States Department of The Treasury	50000000	0.25	0.6499	5/13/21	6/30/25	10,190	16,231	0	26,421	
U.S. Treasuries	912828ZL7	United States Department of The Treasury	50000000	0.375	0.5719	5/18/21	4/30/25	15,285	7,999	0.00	23,285	
U.S. Treasuries	912828ZW3	United States Department of The Treasury	50000000	0.25	0.6165	5/18/21	6/30/25	10,190	14,882	0	25,072	
U.S. Treasuries	912828S35	United States Department of The Treasury	50000000	1.375	0.2459	6/24/21	6/30/23	56,046	-46,413	0	9,633	
U.S. Treasuries	912828ZU7	United States Department of The Treasury	50000000	0.25	0.252	6/24/21	6/15/23	10,246	81	0.00	10,327	
U.S. Treasuries	91282CBW0	United States Department of The Treasury	50000000	0.75	0.8926	6/28/21	4/30/26	30,571	5,737	0.00	36,307	
U.S. Treasuries	91282CCK5	United States Department of The Treasury	50000000	0.125	0.2598	6/30/21	6/30/23	5,095	5,538	0.00	10,633	
U.S. Treasuries	91282CBW0	United States Department of The Treasury	50000000	0.75	0.8639	7/2/21	4/30/26	30,571	4,586	0.00	35,157	
U.S. Treasuries	91282CCC3	United States Department of The Treasury	50000000	0.25	0.4471	7/2/21	5/15/24	10,190	8,051	0	18,241	
U.S. Treasuries	91282CCJ8	United States Department of The Treasury	50000000	0.875	0.903	7/2/21	6/30/26	35,666	1,124	0.00	36,790	
U.S. Treasuries	912828XT2	United States Department of The Treasury	50000000	2	0.4302	7/6/21	5/31/24	81,967	-64,066	0	17,901	
U.S. Treasuries	912828ZW3	United States Department of The Treasury	50000000	0.25	0.6014	7/12/21	6/30/25	10,190	14,274	0.00	24,465	
U.S. Treasuries	91282CCJ8	United States Department of The Treasury	50000000	0.875	0.8461	7/14/21	6/30/26	35,666	-1,164	0	34,502	
U.S. Treasuries	91282CCJ8	United States Department of The Treasury	50000000	0.875	0.7398	7/22/21	6/30/26	35,666	-5,457	0.00	30,209	
U.S. Treasuries	91282CCJ8	United States Department of The Treasury	50000000	0.875	0.7326	7/22/21	6/30/26	35,666	-5,749	0	29,917	
U.S. Treasuries	912828R36	United States Department of The Treasury	50000000	1.625	0.6941	7/23/21	5/15/26	66,236	-37,617	0.00	28,619	
U.S. Treasuries	91282CAM3	United States Department of The Treasury	50000000	0.25	0.5983	7/26/21	9/30/25	10,248	14,121	0.00	24,369	
U.S. Treasuries	912828ZW3	United States Department of The Treasury	50000000	0.25	0.5087	8/5/21	6/30/25	10,190	10,526	0	20,717	
U.S. Treasuries	91282CAB7	United States Department of The Treasury	50000000	0.25	0.5241	8/5/21	7/31/25	10,190	11,147	0.00	21,338	
U.S. Treasuries	912828ZW3	United States Department of The Treasury	50000000	0.25	0.5577	8/6/21	6/30/25	10,190	12,509	0	22,699	
U.S. Treasuries	91282CAB7	United States Department of The Treasury	50000000	0.25	0.5731	8/6/21	7/31/25	10,190	13,128	0	23,318	
U.S. Treasuries	91282CCJ8	United States Department of The Treasury	50000000	0.875	0.7063	8/6/21	6/30/26	35,666	-6,812	0	28,853	
U.S. Treasuries	91282CCL3	United States Department of The Treasury	50000000	0.375	0.3763	8/6/21	7/15/24	15,285	55	0	15,340	

# Monthly Investment Earnings

## Pooled Fund

Type of Investment	CUSIP	Issuer Name	Par Value	Coupon	YTM <sup>1</sup>	Settle Date	Maturity		Earned Interest	Amort.	Realized	Earned Income
							Date	Date		Expense	Gain/(Loss)	/Net Earnings
U.S. Treasuries	91282CCL3	United States Department of The Treasury	50000000	0.375	0.4018	8/9/21	7/15/24	15,285	1,094	0.00	0.00	16,380
U.S. Treasuries	91282CAK7	United States Department of The Treasury	50000000	0.125	0.2334	8/10/21	9/15/23	5,140	4,437	0.00	0.00	9,577
U.S. Treasuries	91282CCJ8	United States Department of The Treasury	50000000	0.875	0.7749	8/10/21	6/30/26	35,666	-4,038	0.00	0.00	31,628
U.S. Treasuries	912828Z86	United States Department of The Treasury	50000000	1.375	0.1396	8/17/21	2/15/23	56,046	-50,667	0.00	0.00	5,379
U.S. Treasuries	91282CCT6	United States Department of The Treasury	50000000	0.375	0.4437	8/25/21	8/15/24	15,285	2,806	0	0	18,091
U.S. Treasuries	912828R36	United States Department of The Treasury	50000000	1.625	0.8077	8/27/21	5/15/26	66,236	-32,938	0	0	33,299
U.S. Treasuries	912828XB1	United States Department of The Treasury	50000000	2.125	0.5683	9/2/21	5/15/25	86,617	-63,278	0.00	0.00	23,339
U.S. Treasuries	91282CCJ8	United States Department of The Treasury	50000000	0.875	0.9018	9/24/21	6/30/26	35,666	1,078	0	0	36,743
U.S. Treasuries	91282CCW9	United States Department of The Treasury	50000000	0.75	0.9795	9/28/21	8/31/26	31,077	9,190	0	0	40,267
U.S. Treasuries	9128285Z9	United States Department of The Treasury	50000000	2.5	0.3304	10/4/21	1/31/24	101,902	-88,753	0	0	13,149
U.S. Treasuries	91282CCZ2	United States Department of The Treasury	50000000	0.875	1.0103	10/8/21	9/30/26	35,867	5,415	0.00	0.00	41,282
U.S. Treasuries	91282CCZ2	United States Department of The Treasury	50000000	0.875	1.003	10/8/21	9/30/26	35,867	5,125	0.00	0.00	40,992
U.S. Treasuries	91282CCJ8	United States Department of The Treasury	50000000	0.875	1.0519	10/14/21	6/30/26	35,666	7,086	0	0	42,752
U.S. Treasuries	91282CCZ2	United States Department of The Treasury	50000000	0.875	1.159	10/19/21	9/30/26	35,867	11,317	0.00	0.00	47,184
U.S. Treasuries	91282CDK4	United States Department of The Treasury	50000000	1.25	1.22	12/3/21	11/30/26	51,230	-1,189	0	0	50,040
U.S. Treasuries	912828ZW3	United States Department of The Treasury	50000000	0.25	1.035	12/7/21	6/30/25	10,190	31,616	0.00	0.00	41,807
U.S. Treasuries	91282CDK4	United States Department of The Treasury	50000000	1.25	1.2013	12/7/21	11/30/26	51,230	-1,933	0	0	49,297
U.S. Treasuries	91282CBA8	United States Department of The Treasury	50000000	0.125	0.7231	12/9/21	12/15/23	5,123	24,361	0	0	29,484
U.S. Treasuries	912796P94	United States Department of The Treasury	50000000	0	0.2527	12/13/21	12/1/22	0	10,367	0.00	0.00	10,367
U.S. Treasuries	91282CBA8	United States Department of The Treasury	50000000	0.125	0.6864	12/15/21	12/15/23	5,123	22,876	0.00	0.00	27,999
U.S. Treasuries	91282CCJ8	United States Department of The Treasury	50000000	0.875	1.3228	1/4/22	6/30/26	35,666	17,814	0.00	0.00	53,480
U.S. Treasuries	91282CDV0	United States Department of The Treasury	50000000	0.875	1.5159	2/23/22	1/31/24	35,666	25,858	0.00	0.00	61,523
U.S. Treasuries	912828Z86	United States Department of The Treasury	50000000	1.375	1.0249	3/3/22	2/15/23	56,046	-14,271	0.00	0.00	41,776
U.S. Treasuries	91282CBR1	United States Department of The Treasury	50000000	0.25	1.5538	3/8/22	3/15/24	10,280	52,480	0.00	0.00	62,761
U.S. Treasuries	912796U56	United States Department of The Treasury	0	0	0	3/29/22	9/22/22	0	28,496	0.00	0.00	28,496
U.S. Treasuries	91282CDK4	United States Department of The Treasury	50000000	1.25	2.5854	3/29/22	11/30/26	51,230	51,351	0.00	0.00	102,581
U.S. Treasuries	91282CDQ1	United States Department of The Treasury	50000000	1.25	2.5489	3/29/22	12/31/26	50,951	49,929	0.00	0.00	100,881
U.S. Treasuries	912796U64	United States Department of The Treasury	0	0	0	3/31/22	9/29/22	0	40,833	0.00	0.00	40,833
U.S. Treasuries	91282CEF4	United States Department of The Treasury	25000000	2.5	2.7091	4/6/22	3/31/27	51,239	3,992	0.00	0.00	55,231
U.S. Treasuries	912796M89	United States Department of The Treasury	50000000	0	1.1318	4/7/22	10/6/22	0	46,250	0.00	0.00	46,250
U.S. Treasuries	912828B66	United States Department of The Treasury	50000000	2.75	2.4706	4/11/22	2/15/24	112,092	-11,111	0.00	0.00	100,981
U.S. Treasuries	91282CDV0	United States Department of The Treasury	50000000	0.875	2.4625	4/11/22	1/31/24	35,666	63,388	0.00	0.00	99,054
U.S. Treasuries	91282CCL3	United States Department of The Treasury	50000000	0.375	2.6013	4/12/22	7/15/24	15,285	88,281	0.00	0.00	103,567
U.S. Treasuries	912796V63	United States Department of The Treasury	50000000	0	1.2754	4/21/22	10/20/22	0	52,083	0	0	52,083
<b>Subtotals</b>			<b>\$ 4,225,000,000</b>					<b>\$ 2,873,686</b>	<b>\$ (80,162)</b>	<b>\$ -</b>	<b>\$ -</b>	<b>\$ 2,793,524</b>
Federal Agencies	3133ELCP7	Federal Farm Credit Banks Funding Corpor:	\$ 25,000,000	1.63	1.66	12/3/19	12/3/24	\$ 33,854	\$ 657	\$ -	\$ -	\$ 34,511
Federal Agencies	3137EAEP0	Federal Home Loan Mortgage Corporation	5,000,000	1.50	1.52	2/14/20	2/12/25	6,250	63	-	-	6,313
Federal Agencies	3137EAEP0	Federal Home Loan Mortgage Corporation	5,000,000	1.50	1.52	2/14/20	2/12/25	6,250	63	-	-	6,313
Federal Agencies	3137EAEP0	Federal Home Loan Mortgage Corporation	5,000,000	1.50	1.52	2/14/20	2/12/25	6,250	63	-	-	6,313
Federal Agencies	3137EAEP0	Federal Home Loan Mortgage Corporation	15,000,000	1.50	1.52	2/14/20	2/12/25	18,750	190	-	-	18,940
Federal Agencies	3137EAEP0	Federal Home Loan Mortgage Corporation	50,000,000	1.50	1.52	2/14/20	2/12/25	62,500	633	-	-	63,133
Federal Agencies	3133EHZP1	Federal Farm Credit Banks Funding Corpor:	-	1.85	1.85	3/18/20	9/20/22	24,410	(14,909)	-	-	9,501
Federal Agencies	3133ELNE0	Federal Farm Credit Banks Funding Corpor:	20,495,000	1.43	0.85	3/18/20	2/14/24	24,423	(9,572)	-	-	14,852
Federal Agencies	3133ELQY3	Federal Farm Credit Banks Funding Corpor:	16,000,000	1.21	1.22	3/23/20	3/3/25	16,133	154	-	-	16,287
Federal Agencies	3133ELQY3	Federal Farm Credit Banks Funding Corpor:	24,000,000	1.21	1.24	3/23/20	3/3/25	24,200	594	-	-	24,794
Federal Agencies	3133ELJH8	Federal Farm Credit Banks Funding Corpor:	10,140,000	1.60	0.75	3/25/20	1/23/23	13,520	(7,083)	-	-	6,437
Federal Agencies	3133ELVL5	Federal Farm Credit Banks Funding Corpor:	40,000,000	0.70	0.71	4/3/20	10/3/22	23,333	329	-	-	23,662
Federal Agencies	3135G05X7	Federal National Mortgage Association	72,500,000	0.38	0.57	2/25/21	8/25/25	22,656	11,657	-	-	34,313
Federal Agencies	3133EMRZ7	Federal Farm Credit Banks Funding Corpor:	5,000,000	0.25	0.26	2/26/21	2/26/24	1,042	49	-	-	1,091
Federal Agencies	3133EMRZ7	Federal Farm Credit Banks Funding Corpor:	5,000,000	0.25	0.26	2/26/21	2/26/24	1,042	49	-	-	1,091
Federal Agencies	3133EMRZ7	Federal Farm Credit Banks Funding Corpor:	100,000,000	0.25	0.26	2/26/21	2/26/24	20,833	986	-	-	21,820
Federal Agencies	3135G05X7	Federal National Mortgage Association	25,000,000	0.38	0.66	3/4/21	8/25/25	7,813	5,794	-	-	13,606
Federal Agencies	3137EAEX3	Federal Home Loan Mortgage Corporation	22,600,000	0.38	0.67	3/4/21	9/23/25	7,063	5,492	-	-	12,555

# Monthly Investment Earnings

## Pooled Fund

Type of Investment	CUSIP	Issuer Name	Par Value	Coupon	YTM <sup>1</sup>	Settle Date	Maturity		Earned Interest	Amort.	Realized	Earned Income
							Date	Expense		Gain/(Loss)	/Net Earnings	
Federal Agencies	3133EMTW2	Federal Farm Credit Banks Funding Corpor:	50,000,000	0.30	0.34	3/18/21	3/18/24	12,500	1,656	-	-	14,156
Federal Agencies	3133EMTW2	Federal Farm Credit Banks Funding Corpor:	50,000,000	0.30	0.34	3/18/21	3/18/24	12,500	1,657	-	-	14,157
Federal Agencies	3133EMUH3	Federal Farm Credit Banks Funding Corpor:	65,000,000	0.13	0.16	3/31/21	3/23/23	6,771	1,864	-	-	8,634
Federal Agencies	3133EMVP4	Federal Farm Credit Banks Funding Corpor:	20,000,000	0.13	0.19	4/13/21	4/13/23	2,083	1,085	-	-	3,168
Federal Agencies	3133EMVP4	Federal Farm Credit Banks Funding Corpor:	25,000,000	0.13	0.19	4/13/21	4/13/23	2,604	1,356	-	-	3,960
Federal Agencies	3133EMVP4	Federal Farm Credit Banks Funding Corpor:	50,000,000	0.13	0.19	4/13/21	4/13/23	5,208	2,712	-	-	7,921
Federal Agencies	3133EMWT5	Federal Farm Credit Banks Funding Corpor:	50,000,000	0.60	0.61	4/21/21	4/21/25	25,000	544	-	-	25,544
Federal Agencies	3135G0X24	Federal National Mortgage Association	39,060,000	1.63	0.53	4/21/21	1/7/25	52,894	(34,765)	-	-	18,128
Federal Agencies	3137EAEP0	Federal Home Loan Mortgage Corporation	53,532,000	1.50	0.55	4/21/21	2/12/25	66,915	(41,308)	-	-	25,607
Federal Agencies	3133EMWV0	Federal Farm Credit Banks Funding Corpor:	16,545,000	0.35	0.34	5/4/21	4/22/24	4,826	(128)	-	-	4,697
Federal Agencies	3133EMWV0	Federal Farm Credit Banks Funding Corpor:	29,424,000	0.35	0.34	5/4/21	4/22/24	8,582	(228)	-	-	8,354
Federal Agencies	3133EMWV0	Federal Farm Credit Banks Funding Corpor:	39,000,000	0.35	0.34	5/4/21	4/22/24	11,375	(302)	-	-	11,073
Federal Agencies	3133EMXM9	Federal Farm Credit Banks Funding Corpor:	44,500,000	0.13	0.17	5/5/21	4/27/23	4,635	1,569	-	-	6,205
Federal Agencies	3133EMYX4	Federal Farm Credit Banks Funding Corpor:	12,500,000	0.13	0.19	5/10/21	5/10/23	1,302	658	-	-	1,960
Federal Agencies	3133EMYX4	Federal Farm Credit Banks Funding Corpor:	25,000,000	0.13	0.19	5/10/21	5/10/23	2,604	1,315	-	-	3,919
Federal Agencies	3133EMYX4	Federal Farm Credit Banks Funding Corpor:	75,000,000	0.13	0.19	5/10/21	5/10/23	7,813	3,945	-	-	11,758
Federal Agencies	3133EMWK4	Federal Farm Credit Banks Funding Corpor:	60,000,000	0.14	0.15	5/18/21	1/19/23	7,000	619	-	-	7,619
Federal Agencies	3133EMF31	Federal Farm Credit Banks Funding Corpor:	100,000,000	0.13	0.16	6/2/21	6/2/23	10,417	2,548	-	-	12,965
Federal Agencies	3130AMRY0	Federal Home Loan Banks	15,000,000	0.13	0.17	6/4/21	6/2/23	1,563	569	-	-	2,131
Federal Agencies	3133EMH96	Federal Farm Credit Banks Funding Corpor:	50,000,000	0.13	0.26	6/28/21	6/14/23	5,208	5,663	-	-	10,871
Federal Agencies	3130AN4A5	Federal Home Loan Banks	17,680,000	0.70	0.62	7/12/21	6/30/25	10,313	(1,131)	-	-	9,182
Federal Agencies	3135G03U5	Federal National Mortgage Association	50,000,000	0.63	0.57	7/12/21	4/22/25	26,042	(2,348)	-	-	23,694
Federal Agencies	3133EMS37	Federal Farm Credit Banks Funding Corpor:	50,000,000	0.13	0.20	7/14/21	7/14/23	5,208	2,968	-	-	8,176
Federal Agencies	3133EMS37	Federal Farm Credit Banks Funding Corpor:	50,000,000	0.13	0.22	7/14/21	7/14/23	5,208	3,812	-	-	9,020
Federal Agencies	3133EMS45	Federal Farm Credit Banks Funding Corpor:	50,000,000	0.11	0.12	7/14/21	12/14/22	4,583	411	-	-	4,995
Federal Agencies	3133EMV25	Federal Farm Credit Banks Funding Corpor:	50,000,000	0.45	0.39	8/6/21	7/23/24	18,750	(2,551)	-	-	16,199
Federal Agencies	3133EMZ21	Federal Farm Credit Banks Funding Corpor:	15,500,000	0.69	0.75	8/9/21	4/6/26	8,913	738	-	-	9,651
Federal Agencies	3133EM2E1	Federal Farm Credit Banks Funding Corpor:	50,000,000	0.16	0.19	8/10/21	8/10/23	6,667	1,233	-	-	7,900
Federal Agencies	3130ANNM8	Federal Home Loan Banks	25,000,000	1.05	1.05	8/19/21	7/13/26	21,875	-	-	-	21,875
Federal Agencies	3130ANNM8	Federal Home Loan Banks	25,000,000	1.05	1.05	8/19/21	7/13/26	21,875	-	-	-	21,875
Federal Agencies	3130ANNM8	Federal Home Loan Banks	25,000,000	1.05	1.05	8/19/21	7/13/26	21,875	-	-	-	21,875
Federal Agencies	3130ANNM8	Federal Home Loan Banks	25,000,000	1.05	1.05	8/19/21	7/13/26	21,875	-	-	-	21,875
Federal Agencies	3130ANMP2	Federal Home Loan Banks	25,000,000	1.07	1.07	8/20/21	7/27/26	22,292	-	-	-	22,292
Federal Agencies	3130ANMP2	Federal Home Loan Banks	25,000,000	1.07	1.07	8/20/21	7/27/26	22,292	-	-	-	22,292
Federal Agencies	3130ANMP2	Federal Home Loan Banks	25,000,000	1.07	1.07	8/20/21	7/27/26	22,292	-	-	-	22,292
Federal Agencies	3130ANMP2	Federal Home Loan Banks	25,000,000	1.07	1.07	8/20/21	7/27/26	22,292	-	-	-	22,292
Federal Agencies	3133EM3S9	Federal Farm Credit Banks Funding Corpor:	50,000,000	0.20	0.22	8/26/21	6/26/23	8,333	902	-	-	9,235
Federal Agencies	3130ANTG5	Federal Home Loan Banks	25,000,000	1.05	1.05	9/13/21	8/10/26	21,875	-	-	-	21,875
Federal Agencies	3130ANTG5	Federal Home Loan Banks	25,000,000	1.05	1.05	9/13/21	8/10/26	21,875	-	-	-	21,875
Federal Agencies	3130ANTG5	Federal Home Loan Banks	25,000,000	1.05	1.05	9/13/21	8/10/26	21,875	-	-	-	21,875
Federal Agencies	3133EM5X6	Federal Farm Credit Banks Funding Corpor:	25,000,000	0.43	0.46	9/23/21	9/23/24	17,917	1,382	-	-	19,299
Federal Agencies	3133EM5X6	Federal Farm Credit Banks Funding Corpor:	50,000,000	0.43	0.46	9/23/21	9/23/24	17,917	1,382	-	-	19,299
Federal Agencies	3133EM6N7	Federal Farm Credit Banks Funding Corpor:	50,000,000	0.17	0.22	9/27/21	9/27/23	7,083	2,055	-	-	9,138
Federal Agencies	3130AP6T7	Federal Home Loan Banks	25,000,000	1.08	1.07	10/1/21	9/3/26	22,396	-	-	-	22,396
Federal Agencies	3130AP6T7	Federal Home Loan Banks	25,000,000	1.08	1.07	10/1/21	9/3/26	22,396	-	-	-	22,396
Federal Agencies	3130AP6T7	Federal Home Loan Banks	25,000,000	1.08	1.07	10/1/21	9/3/26	22,396	-	-	-	22,396
Federal Agencies	3130AP6T7	Federal Home Loan Banks	25,000,000	1.08	1.07	10/1/21	9/3/26	22,396	-	-	-	22,396
Federal Agencies	3130A8ZQ9	Federal Home Loan Banks	10,295,000	1.75	1.03	11/2/21	9/12/25	15,014	(5,965)	-	-	9,049
Federal Agencies	3130AFW94	Federal Home Loan Banks	39,010,000	2.50	0.62	11/12/21	2/13/24	81,271	(59,738)	-	-	21,533
Federal Agencies	3133ENDQ0	Federal Farm Credit Banks Funding Corpor:	50,000,000	0.16	0.32	11/12/21	2/10/23	6,667	6,607	-	-	13,274
Federal Agencies	3133ENEG1	Federal Farm Credit Banks Funding Corpor:	39,675,000	1.05	1.08	11/17/21	11/17/25	34,716	1,084	-	-	35,799
Federal Agencies	3133ENEG1	Federal Farm Credit Banks Funding Corpor:	55,000,000	1.05	1.09	11/17/21	11/17/25	48,125	1,581	-	-	49,706



# Monthly Investment Earnings

## Pooled Fund

Type of Investment	CUSIP	Issuer Name	Par Value	Coupon	YTM <sup>1</sup>	Settle Date	Maturity		Earned Interest	Amort.	Realized	Earned Income
							Date	Expense		Gain/(Loss)	Net Earnings	
Federal Agencies	3130APPR0	Federal Home Loan Banks	25,000,000	1.43	1.43	11/18/21	10/19/26	29,792	-	-	29,792	
Federal Agencies	3130APPR0	Federal Home Loan Banks	25,000,000	1.43	1.43	11/18/21	10/19/26	29,792	-	-	29,792	
Federal Agencies	3130APPR0	Federal Home Loan Banks	25,000,000	1.43	1.43	11/18/21	10/19/26	29,792	-	-	29,792	
Federal Agencies	3130APPR0	Federal Home Loan Banks	25,000,000	1.43	1.43	11/18/21	10/19/26	29,792	-	-	29,792	
Federal Agencies	3133ENEJ5	Federal Farm Credit Banks Funding Corpor:	10,000,000	0.88	0.91	11/18/21	11/18/24	7,292	315	-	7,606	
Federal Agencies	3133ENEJ5	Federal Farm Credit Banks Funding Corpor:	10,000,000	0.88	0.91	11/18/21	11/18/24	7,292	315	-	7,606	
Federal Agencies	3133ENEJ5	Federal Farm Credit Banks Funding Corpor:	50,000,000	0.88	0.91	11/18/21	11/18/24	36,458	1,574	-	38,032	
Federal Agencies	3133ENEY2	Federal Farm Credit Banks Funding Corpor:	50,000,000	0.45	0.45	11/24/21	7/24/23	18,750	173	-	18,923	
Federal Agencies	3133ENGF1	Federal Farm Credit Banks Funding Corpor:	25,000,000	0.50	0.57	12/3/21	12/1/23	10,417	1,494	-	11,910	
Federal Agencies	3133ENGF1	Federal Farm Credit Banks Funding Corpor:	25,000,000	0.50	0.57	12/3/21	12/1/23	10,417	1,494	-	11,910	
Federal Agencies	3133ENGF1	Federal Farm Credit Banks Funding Corpor:	75,000,000	0.50	0.57	12/3/21	12/1/23	31,250	4,481	-	35,731	
Federal Agencies	3137EAEV7	Federal Home Loan Mortgage Corporation	40,776,000	0.25	0.58	12/6/21	8/24/23	8,495	11,178	-	19,673	
Federal Agencies	3135G03U5	Federal National Mortgage Association	37,938,000	0.63	1.08	12/8/21	4/22/25	19,759	13,896	-	33,656	
Federal Agencies	3135G03U5	Federal National Mortgage Association	50,000,000	0.63	1.08	12/8/21	4/22/25	26,042	18,425	-	44,467	
Federal Agencies	3135G04Z3	Federal National Mortgage Association	4,655,000	0.50	1.11	12/8/21	6/17/25	1,940	2,293	-	4,232	
Federal Agencies	3135G04Z3	Federal National Mortgage Association	10,000,000	0.50	1.11	12/8/21	6/17/25	4,167	4,904	-	9,071	
Federal Agencies	3133ENGQ7	Federal Farm Credit Banks Funding Corpor:	50,000,000	0.92	0.95	12/9/21	12/9/24	38,333	1,013	-	39,346	
Federal Agencies	3133ENGQ7	Federal Farm Credit Banks Funding Corpor:	50,000,000	0.92	0.93	12/9/21	12/9/24	38,333	411	-	38,744	
Federal Agencies	3135G0U43	Federal National Mortgage Association	29,648,000	2.88	0.66	12/9/21	9/12/23	71,032	(53,519)	-	17,513	
Federal Agencies	3130A3VC5	Federal Home Loan Banks	10,000,000	2.25	0.73	12/10/21	12/8/23	18,750	(12,404)	-	6,346	
Federal Agencies	3130A3VC5	Federal Home Loan Banks	30,000,000	2.25	0.73	12/10/21	12/8/23	56,250	(37,212)	-	19,038	
Federal Agencies	3130AJXD6	Federal Home Loan Banks	20,975,000	0.13	0.59	12/14/21	9/8/23	2,185	7,992	-	10,177	
Federal Agencies	3133EM3S9	Federal Farm Credit Banks Funding Corpor:	48,067,000	0.20	0.53	12/14/21	6/26/23	8,011	12,924	-	20,935	
Federal Agencies	3130AQ7L1	Federal Home Loan Banks	25,000,000	1.61	1.61	12/16/21	11/16/26	33,438	-	-	33,438	
Federal Agencies	3130AQ7L1	Federal Home Loan Banks	25,000,000	1.61	1.61	12/16/21	11/16/26	33,438	-	-	33,438	
Federal Agencies	3130AQ7L1	Federal Home Loan Banks	25,000,000	1.61	1.61	12/16/21	11/16/26	33,438	-	-	33,438	
Federal Agencies	3130AQ7L1	Federal Home Loan Banks	25,000,000	1.61	1.61	12/16/21	11/16/26	33,438	-	-	33,438	
Federal Agencies	3133ENHM5	Federal Farm Credit Banks Funding Corpor:	45,000,000	1.17	1.20	12/16/21	12/16/25	43,875	943	-	44,818	
Federal Agencies	3133ENHM5	Federal Farm Credit Banks Funding Corpor:	50,000,000	1.17	1.20	12/16/21	12/16/25	48,750	1,047	-	49,797	
Federal Agencies	3133ENHR4	Federal Farm Credit Banks Funding Corpor:	25,000,000	0.68	0.70	12/20/21	12/20/23	14,167	510	-	14,676	
Federal Agencies	3133ENHR4	Federal Farm Credit Banks Funding Corpor:	25,000,000	0.68	0.70	12/20/21	12/20/23	14,167	493	-	14,660	
Federal Agencies	3133ENHR4	Federal Farm Credit Banks Funding Corpor:	62,000,000	0.68	0.70	12/20/21	12/20/23	35,133	1,213	-	36,346	
Federal Agencies	3133ENKS8	Federal Farm Credit Banks Funding Corpor:	20,000,000	1.13	1.20	1/11/22	1/6/25	18,750	1,237	-	19,987	
Federal Agencies	3133ENKS8	Federal Farm Credit Banks Funding Corpor:	25,000,000	1.13	1.20	1/11/22	1/6/25	23,438	1,547	-	24,984	
Federal Agencies	3133ENKS8	Federal Farm Credit Banks Funding Corpor:	25,000,000	1.13	1.20	1/11/22	1/6/25	23,438	1,547	-	24,984	
Federal Agencies	3130AQJ95	Federal Home Loan Banks	25,000,000	1.65	1.65	1/14/22	12/14/26	34,271	-	-	34,271	
Federal Agencies	3130AQJ95	Federal Home Loan Banks	25,000,000	1.65	1.65	1/14/22	12/14/26	34,271	-	-	34,271	
Federal Agencies	3130AQJ95	Federal Home Loan Banks	25,000,000	1.65	1.65	1/14/22	12/14/26	34,271	-	-	34,271	
Federal Agencies	3133ENLF5	Federal Farm Credit Banks Funding Corpor:	50,000,000	0.90	1.21	2/1/22	1/18/24	37,500	12,528	-	50,028	
Federal Agencies	3133EMPH9	Federal Farm Credit Banks Funding Corpor:	45,500,000	0.13	1.10	3/3/22	2/3/23	4,740	35,936	-	40,676	
Federal Agencies	3133ENLF5	Federal Farm Credit Banks Funding Corpor:	11,856,000	0.90	1.44	3/3/22	1/18/24	8,892	5,125	-	14,017	
Federal Agencies	3133827H0	Federal Home Loan Banks	44,400,000	2.14	1.08	3/7/22	2/6/23	79,180	(38,097)	-	41,083	
Federal Agencies	3133ENRD4	Federal Farm Credit Banks Funding Corpor:	48,573,000	1.68	2.18	3/16/22	3/10/27	68,002	18,807	-	86,810	
Federal Agencies	3130ARB59	Federal Home Loan Banks	25,000,000	2.35	2.35	3/22/22	3/8/27	48,958	-	-	48,958	
Federal Agencies	3130ARB59	Federal Home Loan Banks	25,000,000	2.35	2.35	3/22/22	3/8/27	48,958	-	-	48,958	
Federal Agencies	3130ARB59	Federal Home Loan Banks	25,000,000	2.35	2.35	3/22/22	3/8/27	48,958	-	-	48,958	
Federal Agencies	3130ARB59	Federal Home Loan Banks	25,000,000	2.35	2.35	3/22/22	3/8/27	48,958	-	-	48,958	
Federal Agencies	3130ARHG9	Federal Home Loan Banks	11,000,000	2.13	2.18	3/25/22	2/28/24	19,479	534	-	20,013	
Federal Agencies	3130ARHG9	Federal Home Loan Banks	25,000,000	2.13	2.18	3/25/22	2/28/24	44,271	1,213	-	45,484	
Federal Agencies	3133ENTS9	Federal Farm Credit Banks Funding Corpor:	22,500,000	2.60	2.70	4/6/22	4/5/27	48,750	1,770	-	50,520	
Federal Agencies	3133ENTS9	Federal Farm Credit Banks Funding Corpor:	24,500,000	2.60	2.71	4/6/22	4/5/27	53,083	2,022	-	55,105	
Federal Agencies	3133ENTS9	Federal Farm Credit Banks Funding Corpor:	25,000,000	2.60	2.77	4/6/22	4/5/27	54,167	3,222	-	57,389	
Federal Agencies	3133ENUD0	Federal Farm Credit Banks Funding Corpor:	20,000,000	2.64	2.69	4/8/22	4/8/26	44,000	797	-	44,797	

# Monthly Investment Earnings

## Pooled Fund

Type of Investment	CUSIP	Issuer Name	Par Value	Coupon	YTM <sup>1</sup>	Settle Date	Maturity		Earned Interest	Amort.	Realized	Earned Income
							Date	Date		Expense	Gain/(Loss)	Net Earnings
Federal Agencies	3133ENUD0	Federal Farm Credit Banks Funding Corpor:	30,000,000	2.64	2.69	4/8/22	4/8/26	66,000	1,195	-	-	67,195
Federal Agencies	313385F92	Federal Home Loan Banks	-	0.00	0.00	5/10/22	9/16/22	-	11,667	-	-	11,667
Federal Agencies	3130A1XJ2	Federal Home Loan Banks	25,500,000	2.88	2.77	5/12/22	6/14/24	61,094	(2,063)	-	-	59,031
Federal Agencies	3130A1XJ2	Federal Home Loan Banks	50,000,000	2.88	2.67	5/16/22	6/14/24	119,792	(8,053)	-	-	111,739
Federal Agencies	3133ENWP1	Federal Farm Credit Banks Funding Corpor:	45,000,000	2.63	2.69	5/16/22	5/16/24	98,438	2,493	-	-	100,931
Federal Agencies	3133ENWP1	Federal Farm Credit Banks Funding Corpor:	50,000,000	2.63	2.69	5/16/22	5/16/24	109,375	2,770	-	-	112,145
Federal Agencies	3130A1XJ2	Federal Home Loan Banks	15,955,000	2.88	2.71	5/18/22	6/14/24	38,226	(2,115)	-	-	36,110
Federal Agencies	3130A1XJ2	Federal Home Loan Banks	17,980,000	2.88	2.70	5/18/22	6/14/24	43,077	(2,526)	-	-	40,551
Federal Agencies	3133ENXE5	Federal Farm Credit Banks Funding Corpor:	6,000,000	2.85	2.90	5/23/22	5/23/25	14,250	230	-	-	14,480
Federal Agencies	3133ENXE5	Federal Farm Credit Banks Funding Corpor:	20,000,000	2.85	2.90	5/23/22	5/23/25	47,500	766	-	-	48,266
Federal Agencies	3133ENYH7	Federal Farm Credit Banks Funding Corpor:	50,000,000	2.63	2.69	6/10/22	6/10/24	109,375	2,647	-	-	112,022
Federal Agencies	3133ENYH7	Federal Farm Credit Banks Funding Corpor:	50,000,000	2.63	2.69	6/10/22	6/10/24	109,375	2,647	-	-	112,022
Federal Agencies	3133ENYQ7	Federal Farm Credit Banks Funding Corpor:	50,000,000	2.95	2.97	6/13/22	6/13/25	122,917	671	-	-	123,587
Federal Agencies	3133ENYX2	Federal Farm Credit Banks Funding Corpor:	25,000,000	3.25	3.31	6/17/22	6/17/24	67,708	1,211	-	-	68,919
Federal Agencies	3133ENYX2	Federal Farm Credit Banks Funding Corpor:	25,000,000	3.25	3.31	6/17/22	6/17/24	67,708	1,200	-	-	68,909
Federal Agencies	3133ENYX2	Federal Farm Credit Banks Funding Corpor:	50,000,000	3.25	3.28	6/17/22	6/17/24	135,417	1,231	-	-	136,648
Federal Agencies	3133ENZS2	Federal Farm Credit Banks Funding Corpor:	25,000,000	3.10	3.13	6/28/22	6/28/24	64,583	554	-	-	65,137
Federal Agencies	3133ENZS2	Federal Farm Credit Banks Funding Corpor:	25,000,000	3.10	3.13	6/28/22	6/28/24	64,583	513	-	-	65,096
Federal Agencies	3133ENZS2	Federal Farm Credit Banks Funding Corpor:	50,000,000	3.10	3.13	6/28/22	6/28/24	129,167	1,108	-	-	130,275
Federal Agencies	3133ENZK9	Federal Farm Credit Banks Funding Corpor:	27,865,000	3.24	3.06	7/7/22	6/28/27	75,236	(3,865)	-	-	71,371
Federal Agencies	3130ASME6	Federal Home Loan Banks	10,000,000	3.00	3.10	7/8/22	7/8/24	25,000	796	-	-	25,796
Federal Agencies	3130ASME6	Federal Home Loan Banks	15,000,000	3.00	3.10	7/8/22	7/8/24	37,500	1,194	-	-	38,694
Federal Agencies	3130ASME6	Federal Home Loan Banks	17,500,000	3.00	3.10	7/8/22	7/8/24	43,750	1,393	-	-	45,143
Federal Agencies	3130ASGU7	Federal Home Loan Banks	10,000,000	3.50	3.19	7/19/22	6/11/27	29,167	(2,374)	-	-	26,793
Federal Agencies	3130ASGU7	Federal Home Loan Banks	12,375,000	3.50	3.18	7/19/22	6/11/27	36,094	(2,984)	-	-	33,110
Federal Agencies	3130ASGU7	Federal Home Loan Banks	21,725,000	3.50	3.20	7/20/22	6/11/27	63,365	(4,895)	-	-	58,470
Federal Agencies	3130ASHK8	Federal Home Loan Banks	28,000,000	3.13	3.31	7/22/22	6/14/24	72,917	4,133	-	-	77,050
Federal Agencies	3130ASHK8	Federal Home Loan Banks	28,210,000	3.13	3.31	7/22/22	6/14/24	73,464	4,115	-	-	77,579
Federal Agencies	313383YJ4	Federal Home Loan Banks	25,000,000	3.38	3.12	7/27/22	9/8/23	70,313	(5,147)	-	-	65,165
Federal Agencies	313383YJ4	Federal Home Loan Banks	25,000,000	3.38	3.11	7/27/22	9/8/23	70,313	(5,276)	-	-	65,037
Federal Agencies	313383YJ4	Federal Home Loan Banks	40,000,000	3.38	3.14	7/28/22	9/8/23	112,500	(7,518)	-	-	104,982
Federal Agencies	3130ASG86	Federal Home Loan Banks	12,700,000	3.38	3.07	8/3/22	6/13/25	35,719	(3,044)	-	-	32,674
Federal Agencies	3130ASG86	Federal Home Loan Banks	11,940,000	3.38	3.19	8/4/22	6/13/25	33,581	(1,729)	-	-	31,852
Federal Agencies	3133ENJ35	Federal Farm Credit Banks Funding Corpor:	35,000,000	3.32	3.36	8/25/22	2/25/26	96,833	993	-	-	97,826
Federal Agencies	3133ENJ84	Federal Farm Credit Banks Funding Corpor:	50,000,000	3.38	3.46	8/26/22	8/26/24	140,625	3,427	-	-	144,052
Federal Agencies	313385E33	Federal Home Loan Banks	-	0.00	0.00	8/31/22	9/1/22	-	-	-	-	-
Federal Agencies	313385E33	Federal Home Loan Banks	-	0.00	0.00	8/31/22	9/1/22	-	-	-	-	-
Federal Agencies	313385E33	Federal Home Loan Banks	-	0.00	0.00	8/31/22	9/1/22	-	-	-	-	-
Federal Agencies	313385E33	Federal Home Loan Banks	-	0.00	0.00	8/31/22	9/1/22	-	-	-	-	-
Federal Agencies	313385E41	Federal Home Loan Banks	-	0.00	0.00	9/1/22	9/2/22	-	3,014	-	-	3,014
Federal Agencies	313385E41	Federal Home Loan Banks	-	0.00	0.00	9/1/22	9/2/22	-	3,014	-	-	3,014
Federal Agencies	313385E82	Federal Home Loan Banks	-	0.00	0.00	9/2/22	9/6/22	-	12,111	-	-	12,111
Federal Agencies	313385G83	Federal Home Loan Banks	-	0.00	0.00	9/22/22	9/23/22	-	4,028	-	-	4,028
Federal Agencies	313385G83	Federal Home Loan Banks	-	0.00	0.00	9/22/22	9/23/22	-	4,028	-	-	4,028
Federal Agencies	313385H33	Federal Home Loan Banks	-	0.00	0.00	9/23/22	9/26/22	-	12,083	-	-	12,083
Federal Agencies	313385H33	Federal Home Loan Banks	-	0.00	0.00	9/23/22	9/26/22	-	12,085	-	-	12,085
Federal Agencies	313385H41	Federal Home Loan Banks	-	0.00	0.00	9/26/22	9/27/22	-	4,028	-	-	4,028
Federal Agencies	313385H41	Federal Home Loan Banks	-	0.00	0.00	9/26/22	9/27/22	-	4,028	-	-	4,028
Federal Agencies	3133ENP79	Federal Farm Credit Banks Funding Corpor:	50,000,000	4.25	4.25	9/26/22	9/26/24	29,514	27	-	-	29,541
<b>Subtotals</b>			<b>\$ 5,130,594,000</b>					<b>\$ 5,456,813</b>	<b>\$ (14,696)</b>	<b>\$ -</b>	<b>\$ -</b>	<b>\$ 5,442,117</b>

# Monthly Investment Earnings

## Pooled Fund

Type of Investment	CUSIP	Issuer Name	Par Value	Coupon	YTM <sup>1</sup>	Settle Date	Maturity		Earned Interest	Amort.	Realized	Earned Income
							Date	Date		Expense	Gain/(Loss)	/Net Earnings
Public Time Deposits	PPE4E8VT6	Bank of San Francisco	\$ -	0.81	0.81	3/21/22	9/19/22	\$ 4,050	\$ -	\$ -	\$ 4,050	
Public Time Deposits	PPEEE5T97	Bridge Bank	-	0.81	0.81	3/21/22	9/19/22	3,617	-	-	3,617	
Public Time Deposits	PPFT6Q6D2	Bank of San Francisco	10,000,000	1.64	1.64	6/6/22	12/5/22	13,667	-	-	13,667	
Public Time Deposits	PPFR6ZB99	Bridge Bank	10,000,000	2.39	2.39	6/20/22	12/19/22	19,644	-	-	19,644	
Public Time Deposits	PPFQECA11	Bridge Bank	10,000,000	3.57	3.57	9/19/22	3/20/23	11,737	-	-	11,737	
<b>Subtotals</b>			<b>\$ 30,000,000</b>					<b>\$ 52,715</b>	<b>\$ -</b>	<b>\$ -</b>	<b>\$ 52,715</b>	
Negotiable CDs	78012UW68	Royal Bank of Canada New York Branch	\$ 50,000,000	0.30	0.30	10/25/21	10/24/22	\$ 12,500	\$ -	\$ -	\$ 12,500	
Negotiable CDs	78012UW84	Royal Bank of Canada New York Branch	-	0.28	0.28	10/26/21	9/26/22	9,722	-	-	9,722	
Negotiable CDs	96130ALC0	Westpac Banking Corporation - New York B	50,000,000	0.30	0.30	10/27/21	10/24/22	12,500	-	-	12,500	
Negotiable CDs	78012U2E4	Royal Bank of Canada New York Branch	50,000,000	0.48	0.48	12/2/21	12/2/22	20,000	-	-	20,000	
Negotiable CDs	89114WV36	Toronto-Dominion Bank - New York Branch	50,000,000	0.48	0.48	12/2/21	12/2/22	20,000	-	-	20,000	
Negotiable CDs	06367CPS0	Bank of Montreal - Chicago Branch	50,000,000	0.52	0.52	12/8/21	12/7/22	21,667	-	-	21,667	
Negotiable CDs	89114WP58	Toronto-Dominion Bank - New York Branch	10,000,000	0.57	0.57	1/6/22	12/30/22	4,750	-	-	4,750	
Negotiable CDs	89114WP58	Toronto-Dominion Bank - New York Branch	50,000,000	0.57	0.57	1/6/22	12/30/22	23,750	-	-	23,750	
Negotiable CDs	89114WQL2	Toronto-Dominion Bank - New York Branch	50,000,000	0.95	0.95	2/3/22	1/30/23	39,583	-	-	39,583	
Negotiable CDs	06367CSM0	Bank of Montreal - Chicago Branch	50,000,000	1.35	1.35	2/28/22	2/13/23	56,250	-	-	56,250	
Negotiable CDs	06367CSP3	Bank of Montreal - Chicago Branch	-	0.82	0.82	2/28/22	9/12/22	12,528	-	-	12,528	
Negotiable CDs	89114WRW7	Toronto-Dominion Bank - New York Branch	50,000,000	1.35	1.35	2/28/22	2/13/23	56,250	-	-	56,250	
Negotiable CDs	06367CSR9	Bank of Montreal - Chicago Branch	50,000,000	1.18	1.18	3/1/22	1/30/23	49,167	-	-	49,167	
Negotiable CDs	78012U3V5	Royal Bank of Canada New York Branch	-	0.85	0.85	3/1/22	9/12/22	12,986	-	-	12,986	
Negotiable CDs	78012U4G7	Royal Bank of Canada New York Branch	-	1.42	1.42	3/15/22	9/22/22	41,417	-	-	41,417	
Negotiable CDs	78012U4H5	Royal Bank of Canada New York Branch	-	1.44	1.44	3/15/22	9/26/22	50,000	-	-	50,000	
Negotiable CDs	06367CTT4	Bank of Montreal - Chicago Branch	-	1.42	1.42	4/4/22	9/28/22	53,250	-	-	53,250	
Negotiable CDs	89114WU52	Toronto-Dominion Bank - New York Branch	50,000,000	1.50	1.50	4/4/22	10/24/22	62,500	-	-	62,500	
Negotiable CDs	06367CTW7	Bank of Montreal - Chicago Branch	50,000,000	1.92	1.92	4/6/22	1/13/23	80,000	-	-	80,000	
Negotiable CDs	89114WU94	Toronto-Dominion Bank - New York Branch	50,000,000	1.92	1.92	4/6/22	1/13/23	80,000	-	-	80,000	
Negotiable CDs	89114WUU7	Toronto-Dominion Bank - New York Branch	50,000,000	2.16	2.16	4/12/22	2/27/23	90,000	-	-	90,000	
Negotiable CDs	89114WUU7	Toronto-Dominion Bank - New York Branch	50,000,000	2.16	2.16	4/12/22	2/27/23	90,000	-	-	90,000	
Negotiable CDs	78012U5C5	Royal Bank of Canada New York Branch	50,000,000	2.00	2.00	4/14/22	1/27/23	83,333	-	-	83,333	
Negotiable CDs	89114WVW3	Toronto-Dominion Bank - New York Branch	50,000,000	2.26	2.26	5/9/22	1/4/23	94,167	-	-	94,167	
Negotiable CDs	89114WVX9	Toronto-Dominion Bank - New York Branch	50,000,000	2.36	2.36	5/9/22	1/24/23	98,333	-	-	98,333	
Negotiable CDs	06367CUZ8	Bank of Montreal - Chicago Branch	50,000,000	2.28	2.28	5/12/22	1/18/23	95,000	-	-	95,000	
Negotiable CDs	06367CV46	Bank of Montreal - Chicago Branch	50,000,000	2.60	2.60	5/17/22	3/27/23	108,333	-	-	108,333	
Negotiable CDs	78012U5Z4	Royal Bank of Canada New York Branch	50,000,000	2.58	2.58	5/24/22	3/27/23	107,500	-	-	107,500	
Negotiable CDs	78012U6W0	Royal Bank of Canada New York Branch	50,000,000	3.71	3.71	6/21/22	6/15/23	154,583	-	-	154,583	
Negotiable CDs	78012U7H2	Royal Bank of Canada New York Branch	50,000,000	3.68	3.68	6/28/22	6/15/23	153,333	-	-	153,333	
Negotiable CDs	89115B3A6	Toronto-Dominion Bank - New York Branch	50,000,000	3.60	3.60	7/5/22	6/15/23	150,000	-	-	150,000	
Negotiable CDs	89115B3A6	Toronto-Dominion Bank - New York Branch	50,000,000	3.60	3.60	7/5/22	6/15/23	150,000	-	-	150,000	
Negotiable CDs	65602YF47	Norinchukin Bank - New York Branch	50,000,000	2.50	2.50	7/11/22	10/20/22	104,167	-	-	104,167	
Negotiable CDs	06367CWT0	Bank of Montreal - Chicago Branch	50,000,000	3.75	3.75	7/12/22	7/3/23	156,250	-	-	156,250	
Negotiable CDs	78015J3N5	Royal Bank of Canada New York Branch	50,000,000	3.73	3.73	7/12/22	7/3/23	155,417	-	-	155,417	
Negotiable CDs	89115BAW0	Toronto-Dominion Bank - New York Branch	50,000,000	3.90	3.90	7/19/22	6/30/23	162,500	-	-	162,500	
Negotiable CDs	06367CX51	Bank of Montreal - Chicago Branch	50,000,000	3.92	3.92	7/21/22	6/30/23	163,333	-	-	163,333	
Negotiable CDs	06367CXA0	Bank of Montreal - Chicago Branch	50,000,000	3.84	3.84	7/27/22	7/3/23	160,000	-	-	160,000	
Negotiable CDs	06417MB87	Bank of Nova Scotia - Houston Branch	50,000,000	3.73	3.73	8/1/22	7/3/23	155,417	-	-	155,417	
Negotiable CDs	78015JAJ6	Royal Bank of Canada New York Branch	50,000,000	4.02	4.02	8/8/22	7/3/23	167,500	-	-	167,500	
Negotiable CDs	06367CXR3	Bank of Montreal - Chicago Branch	50,000,000	4.23	4.23	9/1/22	8/28/23	176,250	-	-	176,250	
Negotiable CDs	78015JFJ1	Royal Bank of Canada New York Branch	50,000,000	4.75	4.75	9/20/22	9/20/23	72,569	-	-	72,569	
Negotiable CDs	06367CXX0	Bank of Montreal - Chicago Branch	50,000,000	4.82	4.82	9/28/22	9/25/23	20,083	-	-	20,083	
Negotiable CDs	78015JH67	Royal Bank of Canada New York Branch	50,000,000	4.76	4.76	9/28/22	9/25/23	19,833	-	-	19,833	
Negotiable CDs	78015JHJ9	Royal Bank of Canada New York Branch	50,000,000	4.81	4.81	9/30/22	9/22/23	6,681	-	-	6,681	
<b>Subtotals</b>			<b>\$ 1,910,000,000</b>					<b>\$ 3,613,403</b>	<b>\$ -</b>	<b>\$ -</b>	<b>\$ 3,613,403</b>	

# Monthly Investment Earnings

## Pooled Fund

Type of Investment	CUSIP	Issuer Name	Par Value	Coupon	YTM <sup>1</sup>	Settle Date	Maturity		Amort. Expense	Realized Gain/(Loss)	Earned Income /Net Earnings
							Date	Earned Interest			
Commercial Paper	03785EJ62	Apple Inc.	\$ -	0.00	0.00	5/10/22	9/6/22	\$ -	\$ 6,667	\$ -	\$ 6,667
Commercial Paper	62479MJE4	MUFG Bank - New York Branch	-	0.00	0.00	5/10/22	9/14/22	-	23,111	-	23,111
Commercial Paper	62479MKC6	MUFG Bank - New York Branch	50,000,000	0.00	2.34	6/22/22	10/12/22	-	96,667	-	96,667
Commercial Paper	89233HKL7	Toyota Motor Credit Corporation	50,000,000	0.00	2.37	6/23/22	10/20/22	-	97,917	-	97,917
Commercial Paper	62479MKS1	MUFG Bank - New York Branch	50,000,000	0.00	2.48	6/27/22	10/26/22	-	102,083	-	102,083
Commercial Paper	89233HKM5	Toyota Motor Credit Corporation	50,000,000	0.00	2.44	6/27/22	10/21/22	-	100,833	-	100,833
Commercial Paper	62479MKM4	MUFG Bank - New York Branch	50,000,000	0.00	2.49	7/5/22	10/21/22	-	102,917	-	102,917
Commercial Paper	89233HL28	Toyota Motor Credit Corporation	50,000,000	0.00	2.51	7/5/22	11/2/22	-	103,333	-	103,333
Commercial Paper	89233HL77	Toyota Motor Credit Corporation	50,000,000	0.00	2.52	7/6/22	11/7/22	-	103,750	-	103,750
Commercial Paper	62479ML76	MUFG Bank - New York Branch	50,000,000	0.00	3.24	9/21/22	11/7/22	-	44,583	-	44,583
<b>Subtotals</b>			<b>\$ 400,000,000</b>					<b>\$ -</b>	<b>\$ 781,861</b>	<b>\$ -</b>	<b>\$ 781,861</b>
Money Market Funds	262006208	Dreyfus Government Cash Management Fu	\$ 20,060,259	2.74	2.74	9/30/22	10/1/22	\$ 343,353	\$ -	\$ -	\$ 343,353
Money Market Funds	608919718	Money Market Obligations Trust - Federatec	660,861,266	2.88	2.87	9/30/22	10/1/22	1,022,769	-	-	1,022,769
Money Market Funds	09248U718	BlackRock Liquidity Funds - T-Fund	11,675,098	2.81	2.81	9/30/22	10/1/22	21,880	-	-	21,880
Money Market Funds	31607A703	Fidelity Colchester Street Trust - Governmei	11,473,118	2.81	2.77	9/30/22	10/1/22	65,183	-	-	65,183
Money Market Funds	61747C707	Morgan Stanley Institutional Liquidity Funds	11,257,091	2.82	2.81	9/30/22	10/1/22	21,529	-	-	21,529
Money Market Funds	85749T517	State Street Institutional U.S. Government M	402,700,416	2.91	2.91	9/30/22	10/1/22	805,803	-	-	805,803
<b>Subtotals</b>			<b>\$ 1,118,027,249</b>					<b>\$ 2,280,518</b>	<b>\$ -</b>	<b>\$ -</b>	<b>\$ 2,280,518</b>
Supranationals	459058JV6	International Bank for Reconstruction and D	\$ 100,000,000	0.13	0.23	4/20/21	4/20/23	\$ 10,500	\$ 8,507	\$ -	\$ 19,007
Supranationals	4581X0CM8	Inter-American Development Bank	100,000,000	2.13	0.58	4/26/21	1/15/25	177,083	(125,206)	-	51,877
Supranationals	459058JB0	International Bank for Reconstruction and D	40,000,000	0.63	0.57	7/23/21	4/22/25	20,867	(1,885)	-	18,982
Supranationals	45818WDG8	Inter-American Development Bank	19,500,000	0.82	0.75	8/25/21	2/27/26	13,325	(1,037)	-	12,288
Supranationals	45950VQG4	International Finance Corporation	10,000,000	0.44	0.72	10/22/21	9/23/24	3,667	2,286	-	5,953
Supranationals	4581X0DN5	Inter-American Development Bank	28,900,000	0.63	0.99	11/1/21	7/15/25	15,052	8,452	-	23,504
Supranationals	459056HV2	International Bank for Reconstruction and D	50,000,000	1.50	0.79	11/2/21	8/28/24	62,500	(28,667)	-	33,833
Supranationals	4581X0DZ8	Inter-American Development Bank	50,000,000	0.50	0.78	11/4/21	9/23/24	20,833	11,513	-	32,347
Supranationals	4581X0CC0	Inter-American Development Bank	25,756,000	3.00	0.66	12/15/21	10/4/23	64,390	(49,320)	-	15,070
Supranationals	459058ES8	International Bank for Reconstruction and D	64,387,000	1.88	0.34	12/16/21	10/7/22	100,658	(81,390)	-	19,269
Supranationals	45906M3B5	International Bank for Reconstruction and D	100,000,000	1.98	1.98	3/23/22	6/14/24	165,000	-	-	165,000
Supranationals	4581X0EE4	Inter-American Development Bank	30,000,000	3.25	3.26	7/1/22	7/1/24	81,250	123	-	81,373
Supranationals	4581X0EE4	Inter-American Development Bank	50,000,000	3.25	3.26	7/1/22	7/1/24	135,417	205	-	135,622
<b>Subtotals</b>			<b>\$ 668,543,000</b>					<b>\$ 870,542</b>	<b>\$ (256,418)</b>	<b>\$ -</b>	<b>\$ 614,124</b>
<b>Grand Totals</b>			<b>\$ 13,482,164,249</b>					<b>\$ 15,147,676</b>	<b>\$ 430,586</b>	<b>\$ -</b>	<b>\$ 15,578,262</b>

<sup>1</sup>Yield to maturity is calculated at purchase



# Investment Transactions

## Pooled Fund

For month ended September 30, 2022

Transaction	Settle Date	Maturity	Type of Investment	Issuer Name	CUSIP	Par Value	Coupon	YTM	Price	Interest	Transaction Amount
Purchase	9/1/22	10/1/22	Money Market Funds	Morgan Stanley Institutional Liquidity	61747C707	\$ 47,670	2.82	2.12	\$ 1.00	\$ -	(47,670)
Purchase	9/1/22	9/2/22	Federal Agencies	Federal Home Loan Banks	313385E36	50,000,000	0.00	2.15	99.99	-	(49,996,986)
Purchase	9/1/22	9/2/22	Federal Agencies	Federal Home Loan Banks	313385E36	50,000,000	0.00	2.15	99.99	-	(49,996,986)
Purchase	9/1/22	8/28/23	Negotiable CDs	Bank of Montreal - Chicago Branch	06367CXR3	50,000,000	4.23	4.07	100.00	-	(50,000,000)
Purchase	9/1/22	10/1/22	Money Market Funds	Dreyfus Government Cash Managen	262006208	721,195	2.74	2.13	1.00	-	(721,195)
Purchase	9/1/22	10/1/22	Money Market Funds	Money Market Obligations Trust - Fe	608919718	500,446	2.88	2.17	1.00	-	(500,446)
Purchase	9/1/22	10/1/22	Money Market Funds	BlackRock Liquidity Funds - T-Fund	09248U718	19,863	2.81	2.05	1.00	-	(19,863)
Purchase	9/2/22	9/6/22	Federal Agencies	Federal Home Loan Banks	313385E77	50,000,000	0.00	0.55	99.98	-	(49,987,889)
Purchase	9/6/22	10/1/22	Money Market Funds	Money Market Obligations Trust - Fe	608919718	45,000,000	2.88	2.16	1.00	-	(45,000,000)
Purchase	9/7/22	10/1/22	Money Market Funds	Money Market Obligations Trust - Fe	608919718	30,000,000	2.88	2.16	1.00	-	(30,000,000)
Purchase	9/9/22	10/1/22	Money Market Funds	Money Market Obligations Trust - Fe	608919718	77,000,000	2.88	2.18	1.00	-	(77,000,000)
Purchase	9/15/22	10/1/22	Money Market Funds	Money Market Obligations Trust - Fe	608919718	15,000,000	2.88	2.19	1.00	-	(15,000,000)
Purchase	9/19/22	3/20/23	Public Time Deposits	Bridge Bank	PPFQECA11	10,000,000	3.57	3.57	100.00	-	(10,000,000)
Purchase	9/19/22	10/1/22	Money Market Funds	Fidelity Colchester Street Trust - Gov	31607A703	57,000,000	2.81	2.21	1.00	-	(57,000,000)
Purchase	9/20/22	9/20/23	Negotiable CDs	Royal Bank of Canada New York Brz	78015JFJ1	50,000,000	4.75	4.71	100.00	-	(50,000,000)
Purchase	9/21/22	11/7/22	Commercial Paper	MUFG Bank - New York Branch	62479ML76	50,000,000	0.00	3.11	99.58	-	(49,790,458)
Purchase	9/22/22	9/23/22	Federal Agencies	Federal Home Loan Banks	313385G83	50,000,000	0.00	2.96	99.99	-	(49,995,972)
Purchase	9/22/22	9/23/22	Federal Agencies	Federal Home Loan Banks	313385G83	50,000,000	0.00	2.96	99.99	-	(49,995,972)
Purchase	9/23/22	9/26/22	Federal Agencies	Federal Home Loan Banks	313385H33	50,000,000	0.00	0.99	99.98	-	(49,987,917)
Purchase	9/23/22	9/26/22	Federal Agencies	Federal Home Loan Banks	313385H33	50,000,000	0.00	0.99	99.98	-	(49,987,915)
Purchase	9/23/22	10/1/22	Money Market Funds	Money Market Obligations Trust - Fe	608919718	59,000,000	2.88	2.77	1.00	-	(59,000,000)
Purchase	9/26/22	9/26/24	Federal Agencies	Federal Farm Credit Banks Funding	3133ENP79	50,000,000	4.25	4.25	99.99	-	(49,996,000)
Purchase	9/26/22	9/27/22	Federal Agencies	Federal Home Loan Banks	313385H41	50,000,000	0.00	2.96	99.99	-	(49,995,972)
Purchase	9/26/22	9/27/22	Federal Agencies	Federal Home Loan Banks	313385H41	50,000,000	0.00	2.96	99.99	-	(49,995,972)
Purchase	9/27/22	10/1/22	Money Market Funds	Money Market Obligations Trust - Fe	608919718	105,000,000	2.88	2.86	1.00	-	(105,000,000)
Purchase	9/28/22	9/25/23	Negotiable CDs	Royal Bank of Canada New York Brz	78015JH67	50,000,000	4.76	4.92	100.00	-	(50,000,000)
Purchase	9/28/22	9/25/23	Negotiable CDs	Bank of Montreal - Chicago Branch	06367CXX0	50,000,000	4.82	4.92	100.00	-	(50,000,000)
Purchase	9/30/22	10/1/22	Money Market Funds	Morgan Stanley Institutional Liquidity	61747C707	21,529	2.82	2.81	1.00	-	(21,529)
Purchase	9/30/22	9/22/23	Negotiable CDs	Royal Bank of Canada New York Brz	78015JHJ9	50,000,000	4.81	4.86	100.00	-	(50,000,000)
Purchase	9/30/22	10/1/22	Money Market Funds	Dreyfus Government Cash Managen	262006208	343,353	2.74	2.74	1.00	-	(343,353)
Purchase	9/30/22	10/1/22	Money Market Funds	Fidelity Colchester Street Trust - Gov	31607A703	65,183	2.81	2.77	1.00	-	(65,183)
Purchase	9/30/22	10/1/22	Money Market Funds	Money Market Obligations Trust - Fe	608919718	1,022,769	2.88	2.87	1.00	-	(1,022,769)
Purchase	9/30/22	10/1/22	Money Market Funds	State Street Institutional U.S. Govern	85749T517	805,803	2.91	2.91	1.00	-	(805,803)
<b>Subtotals</b>						<b>\$ 1,201,547,811</b>	<b>2.11</b>	<b>2.89</b>	<b>\$ 67.72</b>	<b>\$ -</b>	<b>(1,201,275,851)</b>
Sale	9/8/22	10/1/22	Money Market Funds	Dreyfus Government Cash Managen	262006208	\$ (7,000,000)	2.74	2.14	\$ 1.00	\$ -	7,000,000
Sale	9/14/22	10/1/22	Money Market Funds	Dreyfus Government Cash Managen	262006208	(20,000,000)	2.74	2.13	1.00	-	20,000,000
Sale	9/16/22	10/1/22	Money Market Funds	Dreyfus Government Cash Managen	262006208	(10,000,000)	2.74	2.11	1.00	-	10,000,000
Sale	9/20/22	10/1/22	Money Market Funds	Dreyfus Government Cash Managen	262006208	(11,000,000)	2.74	2.13	1.00	-	11,000,000
Sale	9/20/22	10/1/22	Money Market Funds	Dreyfus Government Cash Managen	262006208	(23,000,000)	2.74	2.13	1.00	-	23,000,000
Sale	9/21/22	10/1/22	Money Market Funds	Dreyfus Government Cash Managen	262006208	(23,000,000)	2.74	2.15	1.00	-	23,000,000
Sale	9/22/22	10/1/22	Money Market Funds	Dreyfus Government Cash Managen	262006208	(100,000,000)	2.74	2.17	1.00	-	100,000,000
Sale	9/22/22	10/1/22	Money Market Funds	Money Market Obligations Trust - Fe	608919718	(43,000,000)	2.88	2.21	1.00	-	43,000,000
Sale	9/26/22	10/1/22	Money Market Funds	Dreyfus Government Cash Managen	262006208	(5,000,000)	2.74	2.74	1.00	-	5,000,000
Sale	9/28/22	10/1/22	Money Market Funds	Dreyfus Government Cash Managen	262006208	(50,000,000)	2.74	2.74	1.00	-	50,000,000
Sale	9/28/22	10/1/22	Money Market Funds	Fidelity Colchester Street Trust - Gov	31607A703	(12,000,000)	2.81	2.78	1.00	-	12,000,000
Sale	9/30/22	10/1/22	Money Market Funds	Fidelity Colchester Street Trust - Gov	31607A703	(45,000,000)	2.81	2.77	1.00	-	45,000,000
<b>Subtotals</b>						<b>\$ (349,000,000)</b>	<b>2.77</b>	<b>2.35</b>	<b>\$ 1.00</b>	<b>\$ -</b>	<b>349,000,000</b>
Maturity	9/1/22	9/1/22	Federal Agencies	Federal Home Loan Banks	313385E28	\$ (200,000,000)	0.00	2.12	\$ 100.00	\$ -	200,000,000
Maturity	9/2/22	9/2/22	Federal Agencies	Federal Home Loan Banks	313385E36	(100,000,000)	0.00	2.15	100.00	-	100,000,000
Maturity	9/6/22	9/6/22	Federal Agencies	Federal Home Loan Banks	313385E77	(50,000,000)	0.00	2.19	100.00	-	50,000,000
Maturity	9/6/22	9/6/22	Commercial Paper	Apple Inc.	03785EJ62	(40,000,000)	0.00	2.34	100.00	-	40,000,000
Maturity	9/12/22	9/12/22	Negotiable CDs	Bank of Montreal - Chicago Branch	06367CSP3	(50,000,000)	0.82	2.33	100.00	-	50,000,000
Maturity	9/12/22	9/12/22	Negotiable CDs	Royal Bank of Canada New York Brz	78012U3V5	(50,000,000)	0.85	2.34	100.00	-	50,000,000

# Investment Transactions

## Pooled Fund

Transaction	Settle Date	Maturity	Type of Investment	Issuer Name	CUSIP	Par Value	Coupon	YTM	Price	Interest	Transaction Amount
Maturity	9/14/22	9/14/22	Commercial Paper	MUFG Bank - New York Branch	62479MJE4	(40,000,000)	0.00	2.66	100.00	-	40,000,000
Maturity	9/16/22	9/16/22	Federal Agencies	Federal Home Loan Banks	313385F92	(25,000,000)	0.00	2.23	100.00	-	25,000,000
Maturity	9/19/22	9/19/22	Public Time Deposits	Bridge Bank	PPEEE5T97	(10,000,000)	0.81	0.00	100.00	-	10,000,000
Maturity	9/19/22	9/19/22	Public Time Deposits	Bank of San Francisco	PPE4E8VT6	(10,000,000)	0.81	0.00	100.00	-	10,000,000
Maturity	9/20/22	9/20/22	Federal Agencies	Federal Farm Credit Banks Funding	3133EHZP1	(25,000,000)	1.85	3.15	100.00	-	25,000,000
Maturity	9/22/22	9/22/22	Negotiable CDs	Royal Bank of Canada New York Brz	78012U4G7	(50,000,000)	1.42	2.45	100.00	-	50,000,000
Maturity	9/22/22	9/22/22	U.S. Treasuries	United States Department of The Tre	912796U56	(50,000,000)	0.00	1.80	100.00	-	50,000,000
Maturity	9/23/22	9/23/22	Federal Agencies	Federal Home Loan Banks	313385G83	(100,000,000)	0.00	2.96	100.00	-	100,000,000
Maturity	9/26/22	9/26/22	Federal Agencies	Federal Home Loan Banks	313385H33	(100,000,000)	0.00	2.96	100.00	-	100,000,000
Maturity	9/26/22	9/26/22	Negotiable CDs	Royal Bank of Canada New York Brz	78012UW84	(50,000,000)	0.28	8.65	100.00	-	50,000,000
Maturity	9/26/22	9/26/22	Negotiable CDs	Royal Bank of Canada New York Brz	78012U4H5	(50,000,000)	1.44	6.32	100.00	-	50,000,000
Maturity	9/27/22	9/27/22	Federal Agencies	Federal Home Loan Banks	313385H41	(100,000,000)	0.00	2.96	100.00	-	100,000,000
Maturity	9/28/22	9/28/22	Negotiable CDs	Bank of Montreal - Chicago Branch	06367CTT4	(50,000,000)	1.42	3.05	100.00	-	50,000,000
Maturity	9/29/22	9/29/22	U.S. Treasuries	United States Department of The Tre	912796U64	(50,000,000)	0.00	2.39	100.00	-	50,000,000
<b>Subtotals</b>						<b>\$ (1,200,000,000)</b>	<b>0.31</b>	<b>2.86</b>	<b>\$ 100.00</b>	<b>\$ -</b>	<b>1,200,000,000</b>
Interest	9/1/22	10/1/22	Money Market Funds	Morgan Stanley Institutional Liquidity	61747C707	---	2.82	2.12	---	\$	47,670
Interest	9/1/22	10/1/22	Money Market Funds	Dreyfus Government Cash Managen	262006208	---	2.74	2.13	---	-	721,195
Interest	9/1/22	10/1/22	Money Market Funds	Money Market Obligations Trust - Fe	608919178	---	2.88	2.17	---	-	500,446
Interest	9/1/22	10/1/22	Money Market Funds	BlackRock Liquidity Funds - T-Fund	09248U718	---	2.81	2.05	---	-	19,863
Interest	9/6/22	3/3/25	Federal Agencies	Federal Farm Credit Banks Funding	3133ELQY3	---	1.21	3.61	---	-	242,000
Interest	9/6/22	9/3/26	Federal Agencies	Federal Home Loan Banks	3130AP6T7	---	1.08	3.58	---	-	537,500
Interest	9/8/22	9/8/23	Federal Agencies	Federal Home Loan Banks	3130AJXD6	---	0.13	3.39	---	-	13,109
Interest	9/8/22	3/8/27	Federal Agencies	Federal Home Loan Banks	3130ARB59	---	2.35	3.77	---	-	1,083,611
Interest	9/8/22	9/8/23	Federal Agencies	Federal Home Loan Banks	313383YJ4	---	3.38	3.40	---	-	1,518,750
Interest	9/12/22	3/10/27	Federal Agencies	Federal Farm Credit Banks Funding	3133ENRD4	---	1.68	3.58	---	-	408,013
Interest	9/12/22	9/12/22	Negotiable CDs	Bank of Montreal - Chicago Branch	06367CSP3	---	0.82	2.33	---	-	223,222
Interest	9/12/22	9/12/22	Negotiable CDs	Royal Bank of Canada New York Brz	78012U3V5	---	0.85	2.34	---	-	230,208
Interest	9/12/22	9/12/25	Federal Agencies	Federal Home Loan Banks	3130A8ZQ9	---	1.75	3.74	---	-	90,081
Interest	9/12/22	9/12/23	Federal Agencies	Federal National Mortgage Associati	3135G0U43	---	2.88	3.48	---	-	426,190
Interest	9/13/22	8/10/26	Federal Agencies	Federal Home Loan Banks	3130ANTG5	---	1.05	3.81	---	-	525,000
Interest	9/15/22	9/15/23	U.S. Treasuries	United States Department of The Tre	91282CAK7	---	0.13	4.04	---	-	31,250
Interest	9/15/22	3/15/24	U.S. Treasuries	United States Department of The Tre	91282CBR1	---	0.25	3.98	---	-	62,500
Interest	9/15/22	3/15/23	U.S. Treasuries	United States Department of The Tre	912828ZD5	---	0.50	3.71	---	-	125,000
Interest	9/19/22	3/18/24	Federal Agencies	Federal Farm Credit Banks Funding	3133EMTW2	---	0.30	4.00	---	-	150,000
Interest	9/19/22	9/19/22	Public Time Deposits	Bridge Bank	PPEEE5T97	---	0.81	0.00	---	-	40,012
Interest	9/19/22	9/19/22	Public Time Deposits	Bank of San Francisco	PPE4E8VT6	---	0.81	0.00	---	-	40,950
Interest	9/20/22	9/20/22	Federal Agencies	Federal Farm Credit Banks Funding	3133EHZP1	---	1.85	3.15	---	-	231,250
Interest	9/22/22	9/22/22	Negotiable CDs	Royal Bank of Canada New York Brz	78012U4G7	---	1.42	2.45	---	-	376,694
Interest	9/23/22	3/23/23	Federal Agencies	Federal Farm Credit Banks Funding	3133EMUH3	---	0.13	3.74	---	-	40,625
Interest	9/23/22	9/23/24	Supranationals	Inter-American Development Bank	4581X0DZ8	---	0.50	4.28	---	-	125,000
Interest	9/23/22	9/23/25	Federal Agencies	Federal Home Loan Mortgage Corpo	3137EAEX3	---	0.38	4.31	---	-	42,375
Interest	9/23/22	9/23/24	Supranationals	International Finance Corporation	45950VQG4	---	0.44	4.68	---	-	22,000
Interest	9/23/22	9/23/24	Federal Agencies	Federal Farm Credit Banks Funding	3133EM5X6	---	0.43	4.31	---	-	268,750
Interest	9/26/22	9/26/22	Negotiable CDs	Royal Bank of Canada New York Brz	78012UW84	---	0.28	8.65	---	-	130,278
Interest	9/26/22	9/26/22	Negotiable CDs	Royal Bank of Canada New York Brz	78012U4H5	---	1.44	6.32	---	-	390,000
Interest	9/27/22	9/27/23	Federal Agencies	Federal Farm Credit Banks Funding	3133EM6N7	---	0.17	4.31	---	-	42,500
Interest	9/28/22	9/28/22	Negotiable CDs	Bank of Montreal - Chicago Branch	06367CTT4	---	1.42	3.05	---	-	349,083
Interest	9/30/22	10/1/22	Money Market Funds	Morgan Stanley Institutional Liquidity	61747C707	---	2.82	2.81	---	-	21,529
Interest	9/30/22	9/30/26	U.S. Treasuries	United States Department of The Tre	91282CCZ2	---	0.88	4.15	---	-	656,250
Interest	9/30/22	3/31/23	U.S. Treasuries	United States Department of The Tre	91282CBU4	---	0.13	3.88	---	-	31,250
Interest	9/30/22	3/31/27	U.S. Treasuries	United States Department of The Tre	91282CEF4	---	2.50	4.11	---	-	312,500
Interest	9/30/22	3/31/25	U.S. Treasuries	United States Department of The Tre	912828ZF0	---	0.50	4.24	---	-	250,000
Interest	9/30/22	9/30/25	U.S. Treasuries	United States Department of The Tre	91282CAM3	---	0.25	4.24	---	-	125,000
Interest	9/30/22	10/1/22	Money Market Funds	Dreyfus Government Cash Managen	262006208	---	2.74	2.74	---	-	343,353
Interest	9/30/22	10/1/22	Money Market Funds	Fidelity Colchester Street Trust - Gov	31607A703	---	2.81	2.77	---	-	65,183

# Investment Transactions

## Pooled Fund

Transaction	Settle Date	Maturity	Type of Investment	Issuer Name	CUSIP	Par Value	Coupon	YTM	Price	Interest	Transaction Amount
Interest	9/30/22	10/1/22	Money Market Funds	Money Market Obligations Trust - Fe	608919718	---	2.88	2.87	---	-	1,022,769
Interest	9/30/22	10/1/22	Money Market Funds	State Street Institutional U.S. Govern	85749T517	---	2.91	2.91	---	-	805,803
<b>Subtotals</b>						\$ -	1.29	2.26	\$ -	\$ -	<b>12,688,764</b>

<b>Grand Totals</b>	33	Purchases									
	(12)	Sales									
	(20)	Maturities / Calls									
	1	Change in number of positions									