

**Office of the Treasurer & Tax Collector
City and County of San Francisco**



José Cisneros, Treasurer

Tajel Shah, Chief Assistant Treasurer
Hubert R White, III CFA, CTP, Chief Investment Officer

Investment Report for the month of January 2023

February 15, 2023

**The Honorable London N. Breed
Mayor of San Francisco
City Hall, Room 200
1 Dr. Carlton B. Goodlett Place
San Francisco, CA 94102-4638**

**The Honorable Board of Supervisors
City and County of San Francisco
City Hall, Room 244
1 Dr. Carlton B. Goodlett Place
San Francisco, CA 94102-4638**

Colleagues,

In accordance with the provisions of California State Government Code, Section 53646, we forward this report detailing the City's pooled fund portfolio as of January 31, 2023. These investments provide sufficient liquidity to meet expenditure requirements for the next six months and are in compliance with our statement of investment policy and California Code.

This correspondence and its attachments show the investment activity for the month of January 2023 for the portfolios under the Treasurer's management. All pricing and valuation data is obtained from Interactive Data Corporation.

CCSF Pooled Fund Investment Earnings Statistics *

<i>(in \$ million)</i>	Current Month		Prior Month	
	<u>Fiscal YTD</u>	<u>January 2023</u>	<u>Fiscal YTD</u>	<u>December 2022</u>
Average Daily Balance	\$ 14,032	\$ 14,612	\$ 13,934	\$ 14,744
Net Earnings	133.68	26.56	107.11	25.45
Earned Income Yield	1.62%	2.14%	1.52%	2.03%

CCSF Pooled Fund Statistics *

<i>(in \$ million)</i>	% of	Book	Market	Wtd. Avg.	Wtd. Avg.	
Investment Type	Portfolio	Value	Value	Coupon	YTM	WAM
U.S. Treasuries	27.37%	\$ 4,079.4	\$ 3,821.2	0.90%	0.84%	757
Federal Agencies	39.25%	5,705.5	5,478.3	1.67%	1.75%	650
Public Time Deposits	0.29%	40.0	40.0	4.46%	4.46%	118
Negotiable CDs	14.44%	2,020.0	2,015.8	4.33%	4.33%	205
Commercial Paper	3.87%	535.3	539.8	0.00%	5.05%	138
Money Market Funds	9.91%	1,383.7	1,383.7	4.41%	4.20%	1
Supranationals	4.87%	711.0	680.1	0.93%	1.59%	610
Totals	100.0%	\$ 14,474.9	\$ 13,958.9	2.07%	2.24%	528

In the remainder of this report, we provide additional information and analytics at the security-level and portfolio-level, as recommended by the California Debt and Investment Advisory Commission.

Respectfully,

**José Cisneros
Treasurer**

cc: Treasury Oversight Committee: Aimee Brown, Kevin Kone, Brenda Kwee McNulty, Meghan Wallace
Ben Rosenfield - Controller, Office of the Controller
Mark de la Rosa - Director of Audits, Office of the Controller
Mayor's Office of Public Policy and Finance
San Francisco County Transportation Authority
San Francisco Public Library
San Francisco Health Service System

Portfolio Summary

Pooled Fund

As of January 31, 2023

<i>(in \$ million)</i>							
Security Type	Par Value	Book Value	Market Value	Market/Book Price	Current % Allocation	Max. Policy Allocation	Compliant?
U.S. Treasuries	\$ 4,075.0	\$ 4,079.4	\$ 3,821.2	93.67	27.37%	100%	Yes
Federal Agencies	5,706.5	5,705.5	5,478.3	96.02	39.25%	100%	Yes
State & Local Government							
Agency Obligations	-	-	-	-	0.00%	20%	Yes
Public Time Deposits	40.0	40.0	40.0	100.00	0.29%	100%	Yes
Negotiable CDs	2,020.0	2,020.0	2,015.8	99.79	14.44%	30%	Yes
Bankers Acceptances	-	-	-	-	0.00%	40%	Yes
Commercial Paper	550.0	535.3	539.8	100.84	3.87%	25%	Yes
Medium Term Notes	-	-	-	-	0.00%	30%	Yes
Repurchase Agreements	-	-	-	-	0.00%	10%	Yes
Reverse Repurchase/ Securities Lending Agreements	-	-	-	-	0.00%	\$75mm	Yes
Money Market Funds - Government	1,383.7	1,383.7	1,383.7	100.00	9.91%	20%	Yes
LAIF	-	-	-	-	0.00%	\$50mm	Yes
Supranationals	704.2	711.0	680.1	95.66	4.87%	30%	Yes
TOTAL	\$ 14,479.4	\$ 14,474.9	\$ 13,958.9	96.44	100.00%	-	Yes

The City and County of San Francisco uses the following methodology to determine compliance: Compliance is pre-trade and calculated on a par value basis of the overall portfolio value. Cash balances are included in the City's compliance calculations.

Please note the information in this report does not include cash balances. Due to fluctuations in the market value of the securities held in the Pooled Fund and changes in the City's cash position, the allocation limits may be exceeded on a post-trade compliance basis. In these instances, no compliance violation has occurred, as the policy limits were not exceeded prior to trade execution. The full Investment Policy can be found at <https://sftreasurer.org/banking-investments/investments>

Totals may not add due to rounding.

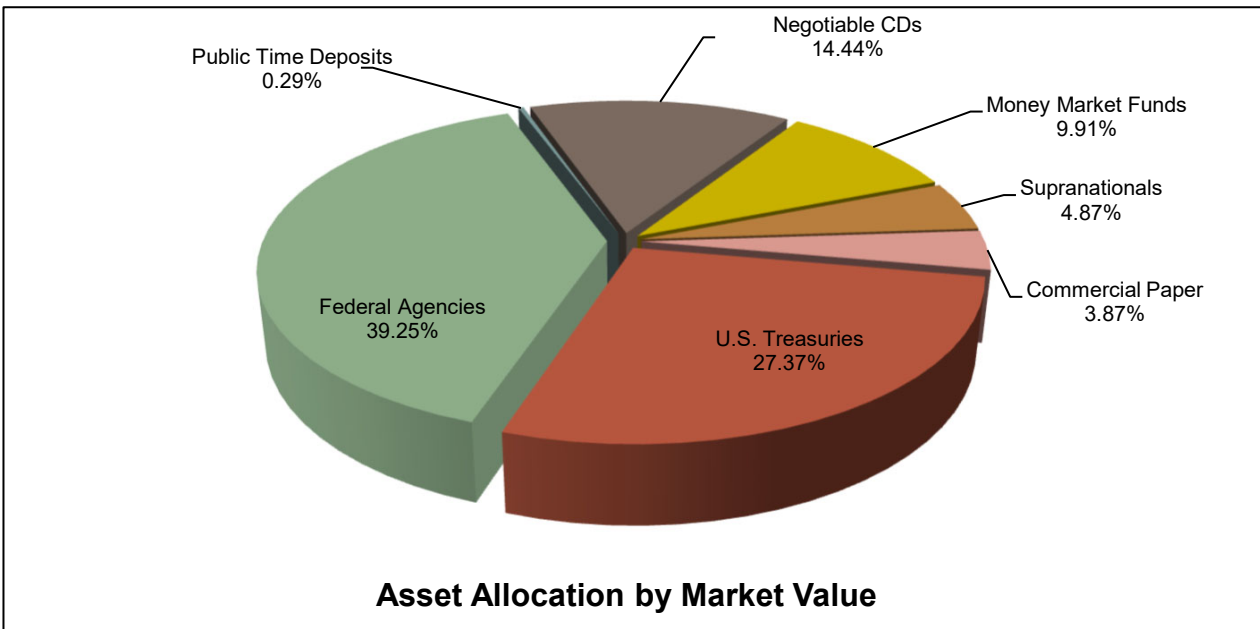
City and County of San Francisco

Pooled Fund Portfolio Statistics

For the month ended January 31, 2023

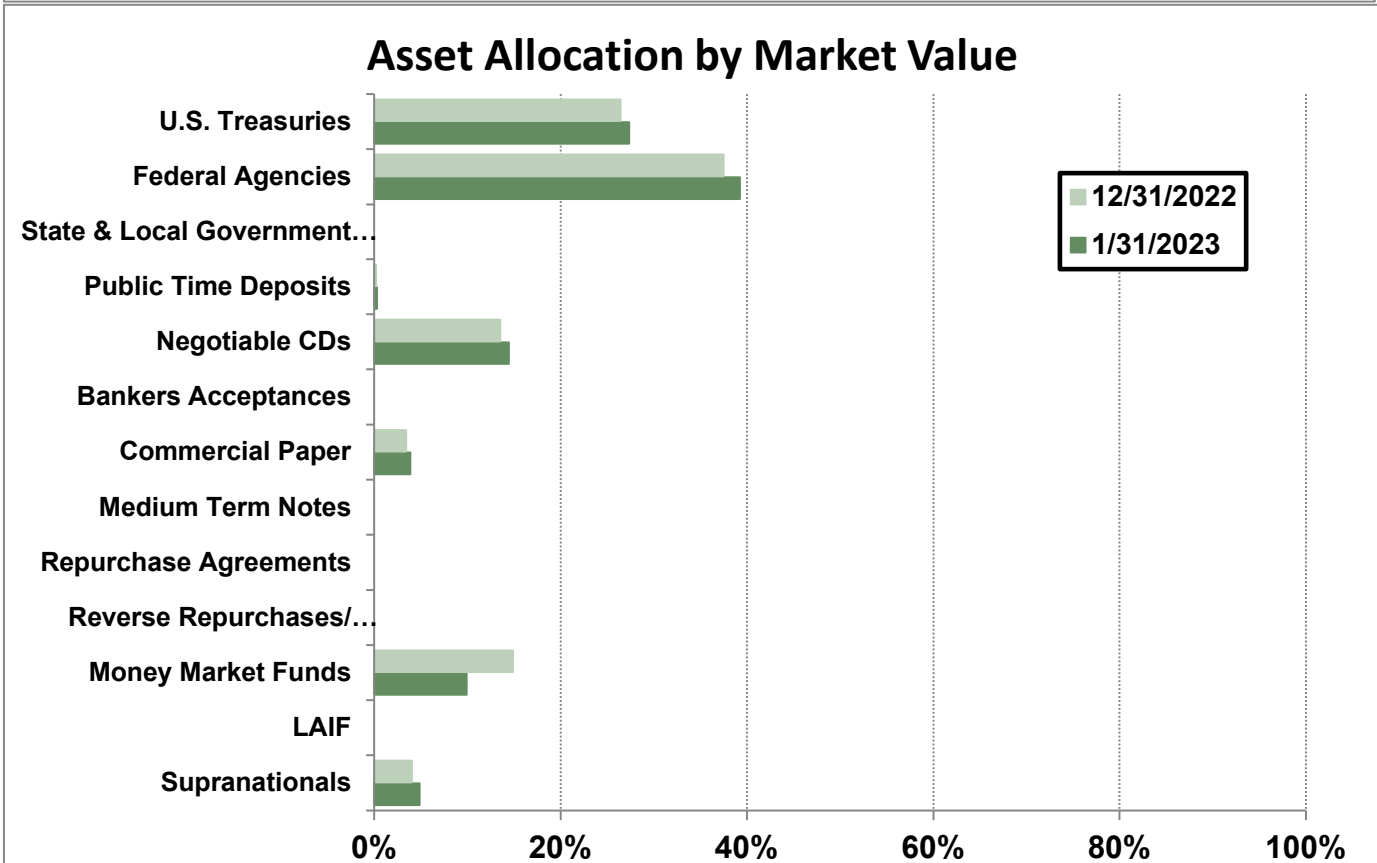
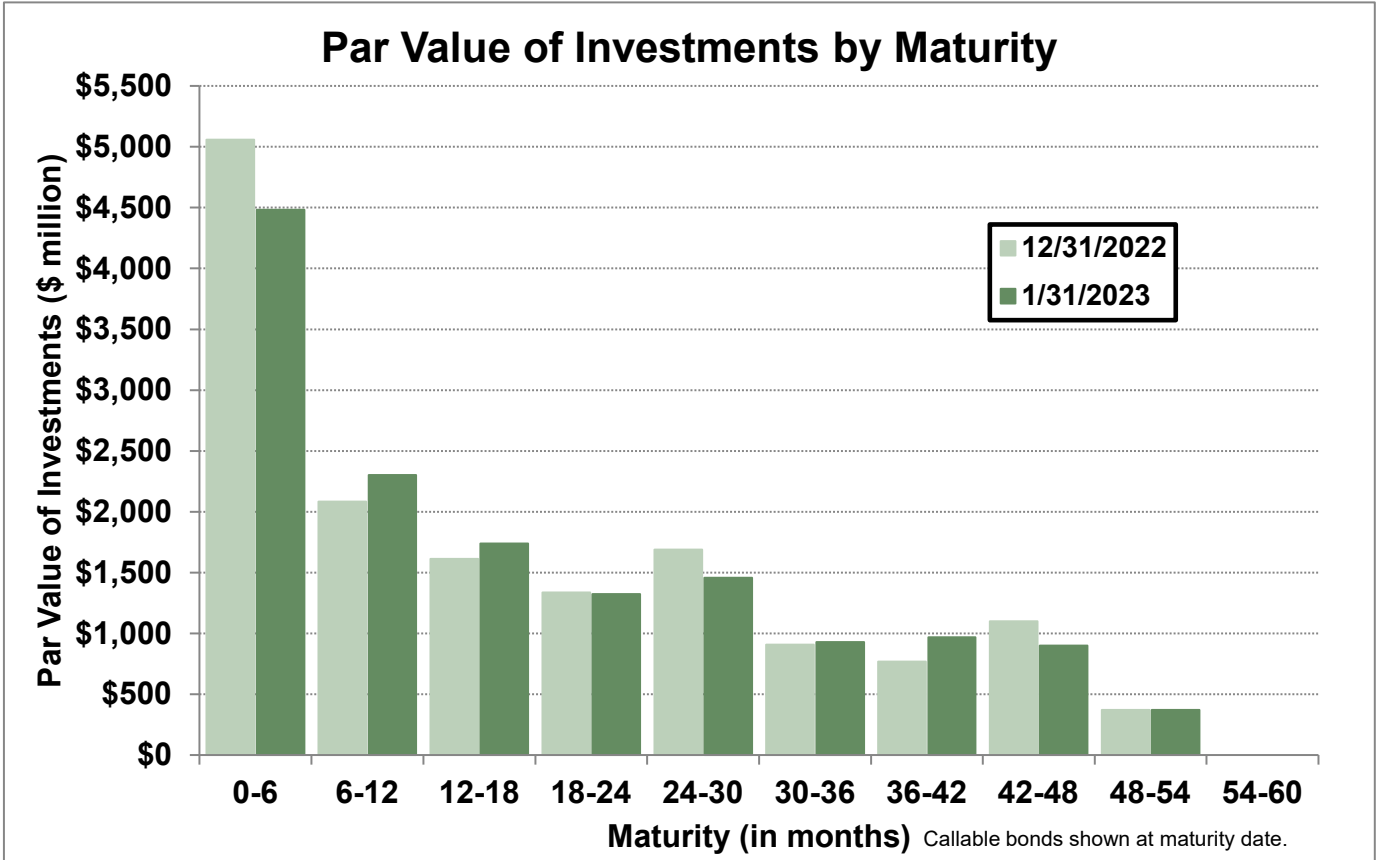
Average Daily Balance	\$14,612,111,622
Net Earnings	\$26,562,850
Earned Income Yield	2.14%
Weighted Average Maturity	528 days

Investment Type	(\$ million)	Par Value	Book Value	Market Value
U.S. Treasuries		\$ 4,075.0	\$ 4,079.4	\$ 3,821.2
Federal Agencies		5,706.5	5,705.5	5,478.3
Public Time Deposits		40.0	40.0	40.0
Negotiable CDs		2,020.0	2,020.0	2,015.8
Commercial Paper		550.0	535.3	539.8
Money Market Funds		1,383.7	1,383.7	1,383.7
Supranationals		704.2	711.0	680.1
Total		\$ 14,479.4	\$ 14,474.9	\$ 13,958.9



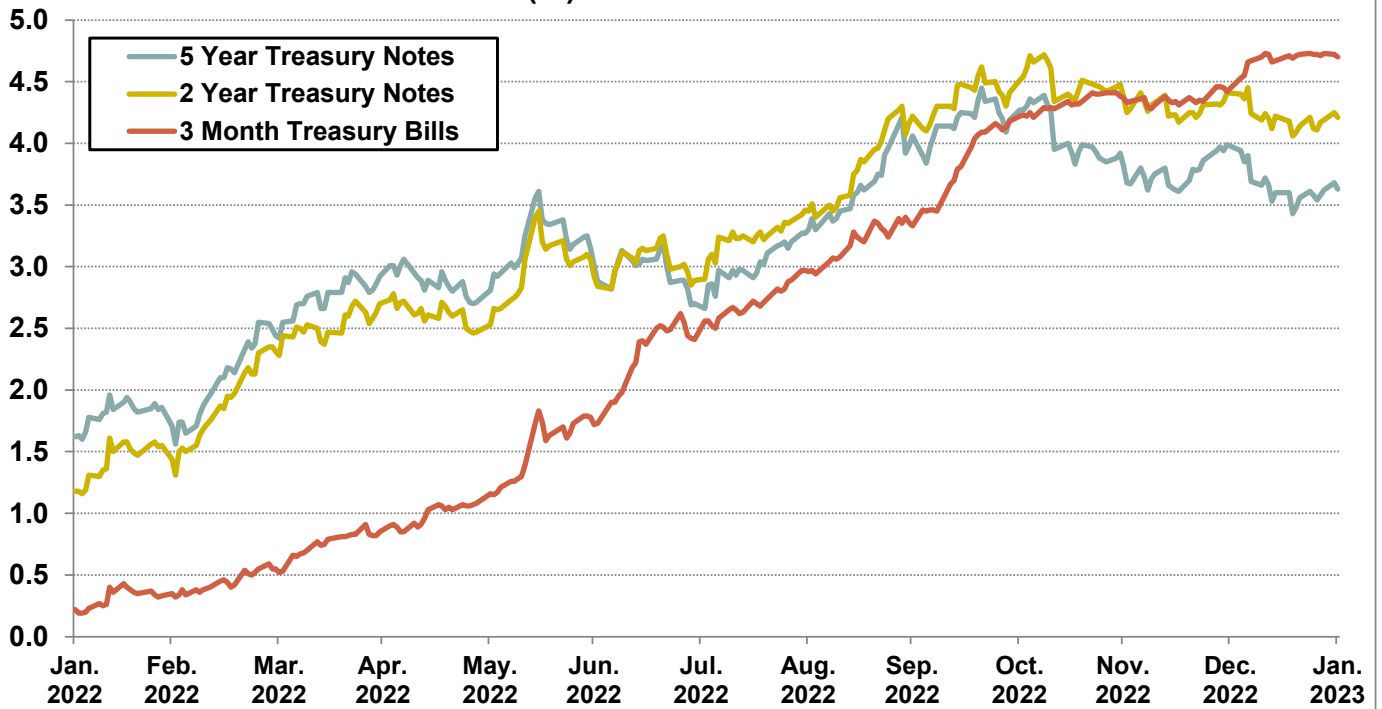
Portfolio Analysis

Pooled Fund



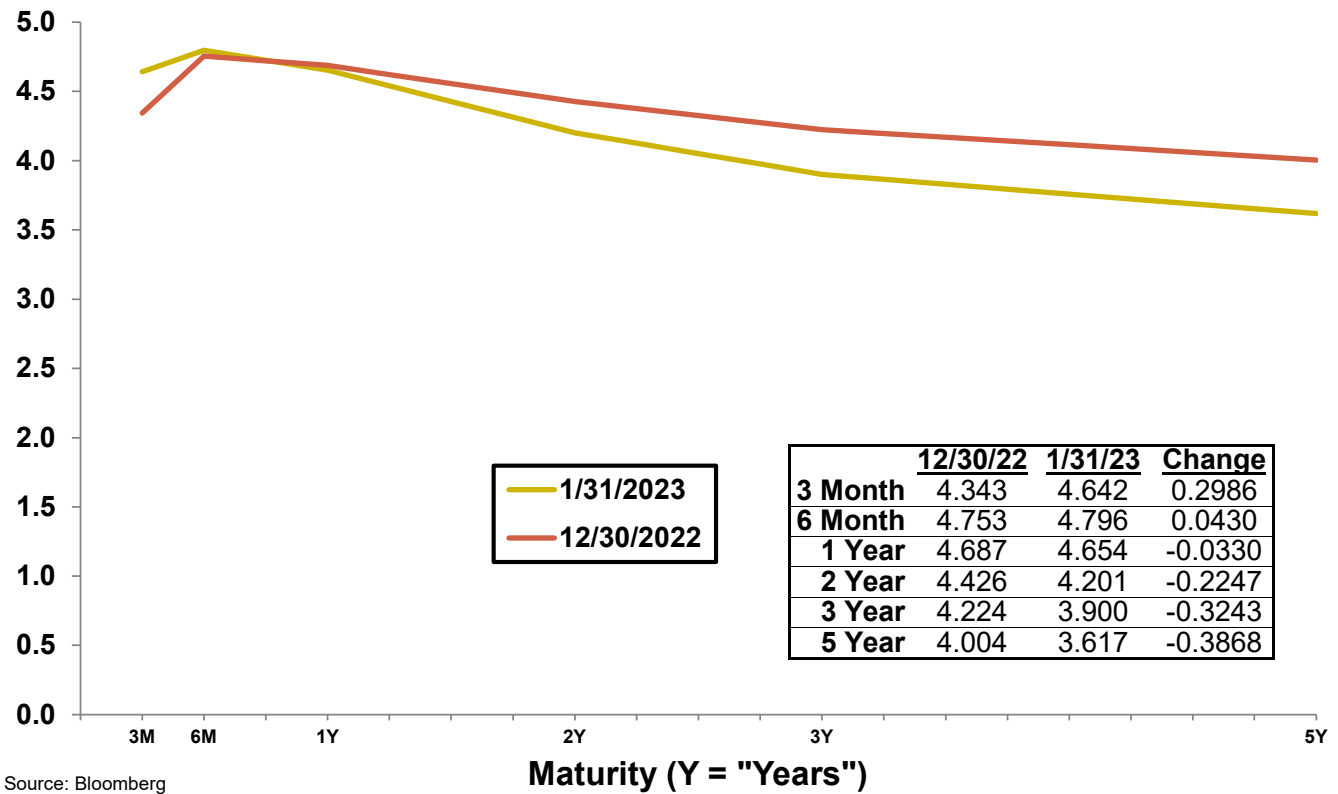
Yield Curves

Yields (%) on Benchmark Indices



Source: Bloomberg

U.S. Treasury Yield Curves



Source: Bloomberg

Investment Inventory

Pooled Fund

As of January 31, 2023

Type of Investment	CUSIP	Issuer Name	Maturity		Par Value	Book Value	Amortized		Market Value
			Date	Coupon			Book Value	Market Value	
U.S. Treasuries	912828Z86	UNITED STATES TREASURY	2/15/2023	1.38	\$ 100,000,000	\$ 101,089,844	\$ 100,030,304	\$ 99,859,375	
U.S. Treasuries	912828ZD5	UNITED STATES TREASURY	3/15/2023	0.50	50,000,000	50,335,938	50,019,408	49,757,813	
U.S. Treasuries	91282CBU4	UNITED STATES TREASURY	3/31/2023	0.13	50,000,000	49,972,656	49,997,721	49,640,625	
U.S. Treasuries	912828ZU7	UNITED STATES TREASURY	6/15/2023	0.25	150,000,000	150,136,719	150,022,558	147,539,063	
U.S. Treasuries	912828S35	UNITED STATES TREASURY	6/30/2023	1.38	100,000,000	100,744,141	100,184,159	98,656,250	
U.S. Treasuries	91282CCK5	UNITED STATES TREASURY	6/30/2023	0.13	50,000,000	49,865,234	49,972,493	49,054,688	
U.S. Treasuries	912828S92	UNITED STATES TREASURY	7/31/2023	1.25	100,000,000	102,439,453	100,515,983	98,265,625	
U.S. Treasuries	91282CAK7	UNITED STATES TREASURY	9/15/2023	0.13	50,000,000	49,886,719	49,966,578	48,593,750	
U.S. Treasuries	912828WE6	UNITED STATES TREASURY	11/15/2023	2.75	50,000,000	51,960,938	50,393,834	49,210,938	
U.S. Treasuries	91282CBA8	UNITED STATES TREASURY	12/15/2023	0.13	150,000,000	148,613,281	149,427,262	144,093,750	
U.S. Treasuries	9128285Z9	UNITED STATES TREASURY	1/31/2024	2.50	50,000,000	52,511,719	51,076,874	48,898,438	
U.S. Treasuries	91282CDV0	UNITED STATES TREASURY	1/31/2024	0.88	100,000,000	97,996,094	98,917,157	96,218,750	
U.S. Treasuries	912828B66	UNITED STATES TREASURY	2/15/2024	2.75	50,000,000	50,250,000	50,140,370	48,976,563	
U.S. Treasuries	91282CBR1	UNITED STATES TREASURY	3/15/2024	0.25	50,000,000	48,708,984	49,286,268	47,585,938	
U.S. Treasuries	91282CCC3	UNITED STATES TREASURY	5/15/2024	0.25	50,000,000	49,718,750	49,874,135	47,265,625	
U.S. Treasuries	912828XT2	UNITED STATES TREASURY	5/31/2024	2.00	50,000,000	52,263,672	51,035,737	48,289,063	
U.S. Treasuries	91282CCL3	UNITED STATES TREASURY	7/15/2024	0.38	150,000,000	147,531,250	148,420,070	141,281,250	
U.S. Treasuries	912828Y87	UNITED STATES TREASURY	7/31/2024	1.75	50,000,000	52,210,938	50,990,297	47,992,188	
U.S. Treasuries	91282CCT6	UNITED STATES TREASURY	8/15/2024	0.38	50,000,000	49,898,438	49,947,535	46,953,125	
U.S. Treasuries	912828YM6	UNITED STATES TREASURY	10/31/2024	1.50	50,000,000	51,746,094	50,860,238	47,609,375	
U.S. Treasuries	912828G38	UNITED STATES TREASURY	11/15/2024	2.25	100,000,000	106,388,672	103,100,600	96,437,500	
U.S. Treasuries	912828Y00	UNITED STATES TREASURY	12/31/2024	1.75	50,000,000	52,226,563	51,122,110	47,718,750	
U.S. Treasuries	912828Z52	UNITED STATES TREASURY	1/31/2025	1.38	100,000,000	103,023,438	101,582,186	94,593,750	
U.S. Treasuries	912828ZC7	UNITED STATES TREASURY	2/28/2025	1.13	100,000,000	102,009,766	101,059,382	93,984,375	
U.S. Treasuries	912828ZF0	UNITED STATES TREASURY	3/31/2025	0.50	100,000,000	99,619,141	99,791,944	92,593,750	
U.S. Treasuries	912828ZL7	UNITED STATES TREASURY	4/30/2025	0.38	50,000,000	49,615,234	49,781,620	46,023,438	
U.S. Treasuries	912828XB1	UNITED STATES TREASURY	5/15/2025	2.13	50,000,000	52,849,609	51,759,122	47,835,938	
U.S. Treasuries	912828ZW3	UNITED STATES TREASURY	6/30/2025	0.25	450,000,000	442,748,047	445,631,436	411,468,750	
U.S. Treasuries	91282CAB7	UNITED STATES TREASURY	7/31/2025	0.25	100,000,000	98,822,266	99,262,833	91,125,000	
U.S. Treasuries	91282CFK2	UNITED STATES TREASURY	9/15/2025	3.50	50,000,000	49,075,104	49,069,507	49,390,625	
U.S. Treasuries	91282CAM3	UNITED STATES TREASURY	9/30/2025	0.25	100,000,000	98,390,625	99,002,106	90,750,000	
U.S. Treasuries	91282CAT8	UNITED STATES TREASURY	10/31/2025	0.25	150,000,000	147,425,781	148,485,326	135,632,813	
U.S. Treasuries	91282CBC4	UNITED STATES TREASURY	12/31/2025	0.38	100,000,000	98,726,563	99,234,251	90,468,750	
U.S. Treasuries	91282CBW0	UNITED STATES TREASURY	4/30/2026	0.75	100,000,000	99,392,578	99,592,580	90,562,500	
U.S. Treasuries	912828R36	UNITED STATES TREASURY	5/15/2026	1.63	100,000,000	104,093,750	102,819,852	93,140,625	
U.S. Treasuries	91282CCJ8	UNITED STATES TREASURY	6/30/2026	0.88	450,000,000	449,880,859	449,838,889	407,812,500	
U.S. Treasuries	91282CCW9	UNITED STATES TREASURY	8/31/2026	0.75	50,000,000	49,449,219	49,599,627	44,914,063	
U.S. Treasuries	91282CCZ2	UNITED STATES TREASURY	9/30/2026	0.88	150,000,000	148,679,688	149,025,960	135,093,750	
U.S. Treasuries	91282CDK4	UNITED STATES TREASURY	11/30/2026	1.25	150,000,000	147,752,578	147,752,524	136,593,750	
U.S. Treasuries	91282CDQ1	UNITED STATES TREASURY	12/31/2026	1.25	50,000,000	47,107,422	47,621,695	45,453,125	
U.S. Treasuries	91282CEF4	UNITED STATES TREASURY	3/31/2027	2.50	25,000,000	24,757,812	24,797,867	23,816,406	
Subtotals				0.90	\$ 4,075,000,000	\$ 4,079,430,572	\$ 4,071,010,398	\$ 3,821,152,344	
Federal Agencies	313384BH1	FEDERAL HOME LOAN BANKS	2/1/2023	0.00	\$ 10,400,000	\$ 10,373,497	\$ 10,400,000	\$ 10,398,773	
Federal Agencies	3133EMPH9	FEDERAL FARM CREDIT BANKS FU	2/3/2023	0.13	45,500,000	45,096,315	45,497,604	45,488,398	
Federal Agencies	3133827H0	FEDERAL HOME LOAN BANKS	2/6/2023	2.14	44,400,000	44,826,684	44,406,349	44,383,883	
Federal Agencies	3133ENDQ0	FEDERAL FARM CREDIT BANKS FU	2/10/2023	0.16	50,000,000	49,899,789	49,943,018	49,943,200	
Federal Agencies	313384CM9	FEDERAL HOME LOAN BANKS	3/1/2023	0.00	50,000,000	49,687,625	49,828,500	49,824,600	
Federal Agencies	3133EMUH3	FEDERAL FARM CREDIT BANKS FU	3/23/2023	0.13	65,000,000	64,955,150	64,996,894	64,570,025	

Investment Inventory

Pooled Fund

Type of Investment	CUSIP	Issuer Name	Maturity		Par Value	Book Value	Amortized	
			Date	Coupon			Book Value	Market Value
Federal Agencies	3133EMVP4	FEDERAL FARM CREDIT BANKS FU	4/13/2023	0.13	95,000,000	94,874,600	94,987,804	94,126,665
Federal Agencies	3133EMXM9	FEDERAL FARM CREDIT BANKS FU	4/27/2023	0.13	44,500,000	44,462,233	44,495,554	44,012,280
Federal Agencies	3133EMYX4	FEDERAL FARM CREDIT BANKS FU	5/10/2023	0.13	112,500,000	112,356,000	112,480,668	111,084,075
Federal Agencies	3130AMRY0	FEDERAL HOME LOAN BANKS	6/2/2023	0.13	15,000,000	14,986,200	14,997,706	14,767,980
Federal Agencies	3133EMF31	FEDERAL FARM CREDIT BANKS FU	6/2/2023	0.13	100,000,000	99,938,000	99,989,723	98,453,200
Federal Agencies	3133EMH96	FEDERAL FARM CREDIT BANKS FU	6/14/2023	0.13	50,000,000	49,864,850	49,974,895	49,145,900
Federal Agencies	3130AUNE0	FEDERAL HOME LOAN BANKS	6/26/2023	4.78	29,000,000	29,000,000	29,000,000	28,991,561
Federal Agencies	3133EM3S9	FEDERAL FARM CREDIT BANKS FU	6/26/2023	0.20	98,067,000	97,806,076	98,000,176	96,264,921
Federal Agencies	3133EMS37	FEDERAL FARM CREDIT BANKS FU	7/14/2023	0.13	100,000,000	99,835,044	99,963,167	97,885,800
Federal Agencies	3133ENEY2	FEDERAL FARM CREDIT BANKS FU	7/24/2023	0.45	50,000,000	49,996,500	49,999,002	48,955,800
Federal Agencies	3133EM2E1	FEDERAL FARM CREDIT BANKS FU	8/10/2023	0.16	50,000,000	49,970,000	49,992,192	48,784,300
Federal Agencies	3137EAEV7	FEDERAL HOME LOAN MORTGAGE	8/24/2023	0.25	40,776,000	40,542,761	40,699,992	39,736,661
Federal Agencies	313384LJ6	FEDERAL HOME LOAN BANKS	9/6/2023	0.00	50,000,000	48,055,750	48,607,583	48,569,900
Federal Agencies	3130AJXD6	FEDERAL HOME LOAN BANKS	9/8/2023	0.13	20,975,000	20,806,361	20,916,656	20,389,839
Federal Agencies	313383YJ4	FEDERAL HOME LOAN BANKS	9/8/2023	3.38	90,000,000	90,243,750	90,130,971	89,203,230
Federal Agencies	3135G0U43	FEDERAL NATIONAL MORTGAGE A	9/12/2023	2.88	29,648,000	30,793,302	30,045,823	29,292,254
Federal Agencies	3133EM6N7	FEDERAL FARM CREDIT BANKS FU	9/27/2023	0.17	50,000,000	49,950,000	49,983,699	48,502,300
Federal Agencies	3133ENGF1	FEDERAL FARM CREDIT BANKS FU	12/1/2023	0.50	125,000,000	124,818,750	124,924,562	120,632,500
Federal Agencies	3130A3VC5	FEDERAL HOME LOAN BANKS	12/8/2023	2.25	40,000,000	41,204,000	40,512,692	39,147,600
Federal Agencies	3133ENHR4	FEDERAL FARM CREDIT BANKS FU	12/20/2023	0.68	112,000,000	111,946,088	111,976,220	108,026,240
Federal Agencies	3130AU4V3	FEDERAL HOME LOAN BANKS	1/8/2024	4.80	36,000,000	35,986,400	35,988,289	35,999,748
Federal Agencies	3133ENLF5	FEDERAL FARM CREDIT BANKS FU	1/18/2024	0.90	61,856,000	61,439,815	61,649,464	59,616,813
Federal Agencies	3130AFW94	FEDERAL HOME LOAN BANKS	2/13/2024	2.50	39,010,000	40,648,810	39,760,706	38,131,846
Federal Agencies	3133ELNE0	FEDERAL FARM CREDIT BANKS FU	2/14/2024	1.43	20,495,000	20,950,604	20,615,601	19,813,336
Federal Agencies	3133EMRZ7	FEDERAL FARM CREDIT BANKS FU	2/26/2024	0.25	110,000,000	109,960,400	109,985,896	104,900,070
Federal Agencies	3130ARHG9	FEDERAL HOME LOAN BANKS	2/28/2024	2.13	36,000,000	35,958,960	35,977,181	35,021,304
Federal Agencies	3130ATUQ8	FEDERAL HOME LOAN BANKS	3/8/2024	4.75	115,000,000	115,329,911	114,978,501	115,014,375
Federal Agencies	3133EMTW2	FEDERAL FARM CREDIT BANKS FU	3/18/2024	0.30	100,000,000	99,878,950	99,954,606	95,170,500
Federal Agencies	3133EMWV0	FEDERAL FARM CREDIT BANKS FU	4/22/2024	0.35	84,969,000	84,992,791	84,978,789	80,591,822
Federal Agencies	3133ENWP1	FEDERAL FARM CREDIT BANKS FU	5/16/2024	2.63	95,000,000	94,871,750	94,917,541	92,545,295
Federal Agencies	3133ENYH7	FEDERAL FARM CREDIT BANKS FU	6/10/2024	2.63	100,000,000	99,871,000	99,912,647	97,300,500
Federal Agencies	3130A1XJ2	FEDERAL HOME LOAN BANKS	6/14/2024	2.88	109,435,000	109,808,808	109,680,457	106,816,111
Federal Agencies	3130ASHK8	FEDERAL HOME LOAN BANKS	6/14/2024	3.13	56,210,000	56,019,452	56,072,795	55,048,926
Federal Agencies	3133ENYX2	FEDERAL FARM CREDIT BANKS FU	6/17/2024	3.25	100,000,000	99,911,250	99,939,053	98,100,200
Federal Agencies	3133ENZS2	FEDERAL FARM CREDIT BANKS FU	6/28/2024	3.10	100,000,000	99,947,000	99,962,806	97,858,200
Federal Agencies	3130ASME6	FEDERAL HOME LOAN BANKS	7/8/2024	3.00	42,500,000	42,417,550	42,441,010	41,562,238
Federal Agencies	3133EMV25	FEDERAL FARM CREDIT BANKS FU	7/23/2024	0.45	50,000,000	50,092,000	50,045,745	47,078,750
Federal Agencies	3133ENJ84	FEDERAL FARM CREDIT BANKS FU	8/26/2024	3.38	50,000,000	49,916,500	49,934,662	49,130,450
Federal Agencies	3130ATVD6	FEDERAL HOME LOAN BANKS	9/13/2024	4.88	50,000,000	50,082,313	50,054,354	50,277,850
Federal Agencies	3133EM5X6	FEDERAL FARM CREDIT BANKS FU	9/23/2024	0.43	125,000,000	124,873,750	124,930,885	117,032,750
Federal Agencies	3133ENP79	FEDERAL FARM CREDIT BANKS FU	9/26/2024	4.25	50,000,000	49,996,000	49,996,700	49,805,250
Federal Agencies	3130ATT31	FEDERAL HOME LOAN BANKS	10/3/2024	4.50	50,000,000	49,879,250	49,878,782	50,019,100
Federal Agencies	3133ENEJ5	FEDERAL FARM CREDIT BANKS FU	11/18/2024	0.88	70,000,000	69,919,500	69,951,818	65,775,220
Federal Agencies	3133ENZ94	FEDERAL FARM CREDIT BANKS FU	11/18/2024	4.50	25,000,000	24,973,500	24,976,219	25,015,050
Federal Agencies	3133ELCP7	FEDERAL FARM CREDIT BANKS FU	12/3/2024	1.63	25,000,000	24,960,000	24,985,309	23,793,575
Federal Agencies	3133ENGQ7	FEDERAL FARM CREDIT BANKS FU	12/9/2024	0.92	100,000,000	99,948,000	99,967,880	93,889,900
Federal Agencies	3133EN4N7	FEDERAL FARM CREDIT BANKS FU	12/20/2024	4.25	60,000,000	59,891,900	59,898,259	59,875,020
Federal Agencies	3133ENKS8	FEDERAL FARM CREDIT BANKS FU	1/6/2025	1.13	70,000,000	69,842,500	69,898,224	65,869,650
Federal Agencies	3135G0X24	FEDERAL NATIONAL MORTGAGE A	1/7/2025	1.63	39,060,000	40,632,556	39,878,146	37,110,398
Federal Agencies	3133ENZ37	FEDERAL FARM CREDIT BANKS FU	1/10/2025	4.88	50,000,000	49,997,780	49,998,013	50,487,950

Investment Inventory

Pooled Fund

Type of Investment	CUSIP	Issuer Name	Maturity		Par Value	Book Value	Amortized		Market Value
			Date	Coupon			Book Value	Market Value	
Federal Agencies	3137EAEP0	FEDERAL HOME LOAN MORTGAGE	2/12/2025	1.50	133,532,000	135,388,452	134,528,631	126,349,981	
Federal Agencies	3133ELQY3	FEDERAL FARM CREDIT BANKS FU	3/3/2025	1.21	40,000,000	39,954,960	39,981,021	37,582,720	
Federal Agencies	3133EMWT5	FEDERAL FARM CREDIT BANKS FU	4/21/2025	0.60	50,000,000	49,973,500	49,985,308	46,214,350	
Federal Agencies	3135G03U5	FEDERAL NATIONAL MORTGAGE A	4/22/2025	0.63	137,938,000	136,719,742	137,127,712	127,554,303	
Federal Agencies	3133ENXE5	FEDERAL FARM CREDIT BANKS FU	5/23/2025	2.85	26,000,000	25,963,600	25,972,036	25,242,568	
Federal Agencies	3130ASG86	FEDERAL HOME LOAN BANKS	6/13/2025	3.38	24,640,000	24,806,223	24,777,320	24,205,276	
Federal Agencies	3133EN4B3	FEDERAL FARM CREDIT BANKS FU	6/13/2025	4.25	45,000,000	44,967,233	44,969,027	45,084,420	
Federal Agencies	3133ENYQ7	FEDERAL FARM CREDIT BANKS FU	6/13/2025	2.95	50,000,000	49,975,500	49,980,708	48,643,850	
Federal Agencies	3135G04Z3	FEDERAL NATIONAL MORTGAGE A	6/17/2025	0.50	14,655,000	14,346,240	14,447,001	13,454,331	
Federal Agencies	3130AN4A5	FEDERAL HOME LOAN BANKS	6/30/2025	0.70	17,680,000	17,734,631	17,713,178	16,290,988	
Federal Agencies	3135G05X7	FEDERAL NATIONAL MORTGAGE A	8/25/2025	0.38	97,500,000	96,546,250	96,955,557	88,794,420	
Federal Agencies	3130A8ZQ9	FEDERAL HOME LOAN BANKS	9/12/2025	1.75	10,295,000	10,575,333	10,484,672	9,702,368	
Federal Agencies	3137EAEX3	FEDERAL HOME LOAN MORTGAGE	9/23/2025	0.38	22,600,000	22,295,352	22,423,326	20,539,987	
Federal Agencies	3133ENEG1	FEDERAL FARM CREDIT BANKS FU	11/17/2025	1.05	94,675,000	94,545,232	94,584,402	87,348,007	
Federal Agencies	3133ENHM5	FEDERAL FARM CREDIT BANKS FU	12/16/2025	1.17	95,000,000	94,903,100	94,930,426	87,803,370	
Federal Agencies	3133EN5E6	FEDERAL FARM CREDIT BANKS FU	12/29/2025	4.00	60,000,000	59,818,050	59,823,694	60,023,700	
Federal Agencies	3133EN6A3	FEDERAL FARM CREDIT BANKS FU	1/13/2026	4.00	50,000,000	49,959,600	49,960,300	50,048,150	
Federal Agencies	3133ENJ35	FEDERAL FARM CREDIT BANKS FU	2/25/2026	3.32	35,000,000	34,957,650	34,962,944	34,383,755	
Federal Agencies	3133EMZ21	FEDERAL FARM CREDIT BANKS FU	4/6/2026	0.69	15,500,000	15,458,150	15,471,460	14,018,820	
Federal Agencies	3133ENUJ0	FEDERAL FARM CREDIT BANKS FU	4/8/2026	2.64	50,000,000	49,903,000	49,922,851	48,107,100	
Federal Agencies	3130ANNM8	FEDERAL HOME LOAN BANKS	7/13/2026	1.05	100,000,000	100,000,000	100,000,000	90,125,100	
Federal Agencies	3130ANMP2	FEDERAL HOME LOAN BANKS	7/27/2026	1.07	100,000,000	100,000,000	100,000,000	90,106,800	
Federal Agencies	3130ANTG5	FEDERAL HOME LOAN BANKS	8/10/2026	1.05	100,000,000	100,000,000	100,000,000	89,959,200	
Federal Agencies	3130AP6T7	FEDERAL HOME LOAN BANKS	9/3/2026	1.08	100,000,000	100,000,000	100,000,000	89,899,000	
Federal Agencies	3130APPR0	FEDERAL HOME LOAN BANKS	10/19/2026	1.43	100,000,000	100,000,000	100,000,000	90,862,300	
Federal Agencies	3130AQ7L1	FEDERAL HOME LOAN BANKS	11/16/2026	1.61	100,000,000	100,000,000	100,000,000	91,312,300	
Federal Agencies	3130AQJ95	FEDERAL HOME LOAN BANKS	12/14/2026	1.65	100,000,000	100,000,000	100,000,000	91,435,400	
Federal Agencies	3130ARB59	FEDERAL HOME LOAN BANKS	3/8/2027	2.35	100,000,000	100,000,000	100,000,000	93,382,400	
Federal Agencies	3133ENRD4	FEDERAL FARM CREDIT BANKS FU	3/10/2027	1.68	48,573,000	47,432,020	47,633,886	44,681,720	
Federal Agencies	3133ENTS9	FEDERAL FARM CREDIT BANKS FU	4/5/2027	2.60	72,000,000	71,573,348	71,643,716	68,704,200	
Federal Agencies	3133EN2L3	FEDERAL FARM CREDIT BANKS FU	5/17/2027	4.13	55,650,000	55,613,093	55,614,801	56,343,956	
Federal Agencies	3130ASGU7	FEDERAL HOME LOAN BANKS	6/11/2027	3.50	44,100,000	44,710,878	44,643,717	43,616,091	
Federal Agencies	3133ENZK9	FEDERAL FARM CREDIT BANKS FU	6/28/2027	3.24	27,865,000	28,099,066	28,072,143	27,264,760	
Subtotals				1.67	\$ 5,706,504,000	\$ 5,705,508,527	\$ 5,704,626,628	\$ 5,478,319,772	
Public Time Deposits	PPFQECA11	Bridge Bank	3/20/2023	3.57	\$ 10,000,000	\$ 10,000,000	\$ 10,000,000	\$ 10,000,000	
Public Time Deposits	PPFTL68P0	Bank of San Francisco	6/5/2023	4.69	10,000,000	10,000,000	10,000,000	10,000,000	
Public Time Deposits	PPG03UL74	Bridge Bank	6/19/2023	4.72	10,000,000	10,000,000	10,000,000	10,000,000	
Public Time Deposits	PPFTLUBP3	Bank of San Francisco	7/10/2023	4.85	10,000,000	10,000,000	10,000,000	10,000,000	
Subtotals				4.46	\$ 40,000,000	\$ 40,000,000	\$ 40,000,000	\$ 40,000,000	
Negotiable CDs	06367CSM0	Bank of Montreal - Chicago Branch	2/13/2023	1.35	\$ 50,000,000	\$ 50,000,000	\$ 50,000,000	\$ 49,945,550	
Negotiable CDs	89114WRW7	Toronto-Dominion Bank - New York Br	2/13/2023	1.35	50,000,000	50,000,000	50,000,000	49,945,550	
Negotiable CDs	89114WUU7	Toronto-Dominion Bank - New York Br	2/27/2023	2.16	100,000,000	100,000,000	100,000,000	99,822,200	
Negotiable CDs	06367CV46	Bank of Montreal - Chicago Branch	3/27/2023	2.60	50,000,000	50,000,000	50,000,000	49,839,350	
Negotiable CDs	78012U5Z4	Royal Bank of Canada New York Bran	3/27/2023	2.58	50,000,000	50,000,000	50,000,000	49,838,050	
Negotiable CDs	65602Y3E8	Norinchukin Bank - New York Branch	5/8/2023	5.20	50,000,000	50,000,000	50,000,000	50,045,400	
Negotiable CDs	78012U6W0	Royal Bank of Canada New York Bran	6/15/2023	3.71	50,000,000	50,000,000	50,000,000	49,756,650	
Negotiable CDs	78012U7H2	Royal Bank of Canada New York Bran	6/15/2023	3.68	50,000,000	50,000,000	50,000,000	49,751,900	
Negotiable CDs	89115B3A6	Toronto-Dominion Bank - New York Br	6/15/2023	3.60	100,000,000	100,000,000	100,000,000	99,476,500	

Investment Inventory

Pooled Fund

Type of Investment	CUSIP	Issuer Name	Maturity		Par Value	Book Value	Amortized		Market Value
			Date	Coupon			Book Value	Market Value	
Negotiable CDs	06367CX51	Bank of Montreal - Chicago Branch	6/30/2023	3.92	50,000,000	50,000,000	50,000,000	49,764,950	
Negotiable CDs	89115BAW0	Toronto-Dominion Bank - New York Br	6/30/2023	3.90	50,000,000	50,000,000	50,000,000	49,760,750	
Negotiable CDs	06367CWT0	Bank of Montreal - Chicago Branch	7/3/2023	3.75	50,000,000	50,000,000	50,000,000	49,722,400	
Negotiable CDs	06367CXA0	Bank of Montreal - Chicago Branch	7/3/2023	3.84	50,000,000	50,000,000	50,000,000	49,742,250	
Negotiable CDs	06367D2M6	Bank of Montreal - Chicago Branch	7/3/2023	5.30	50,000,000	50,000,000	50,000,000	50,058,150	
Negotiable CDs	06417MB87	Bank of Nova Scotia - Houston Branch	7/3/2023	3.73	50,000,000	50,000,000	50,000,000	49,720,500	
Negotiable CDs	78015J3N5	Royal Bank of Canada New York Bran	7/3/2023	3.73	50,000,000	50,000,000	50,000,000	49,718,350	
Negotiable CDs	78015JAJ6	Royal Bank of Canada New York Bran	7/3/2023	4.02	50,000,000	50,000,000	50,000,000	49,780,150	
Negotiable CDs	06367CXR3	Bank of Montreal - Chicago Branch	8/28/2023	4.23	50,000,000	50,000,000	50,000,000	49,718,750	
Negotiable CDs	78015JFJ1	Royal Bank of Canada New York Bran	9/20/2023	4.75	50,000,000	50,000,000	50,000,000	49,808,100	
Negotiable CDs	06367CY27	Bank of Montreal - Chicago Branch	9/22/2023	4.80	50,000,000	50,000,000	50,000,000	49,855,900	
Negotiable CDs	78015JHJ9	Royal Bank of Canada New York Bran	9/22/2023	4.81	50,000,000	50,000,000	50,000,000	49,858,350	
Negotiable CDs	06367CXX0	Bank of Montreal - Chicago Branch	9/25/2023	4.82	50,000,000	50,000,000	50,000,000	49,857,700	
Negotiable CDs	78015JH67	Royal Bank of Canada New York Bran	9/25/2023	4.76	50,000,000	50,000,000	50,000,000	49,838,950	
Negotiable CDs	06367CYA9	Bank of Montreal - Chicago Branch	10/6/2023	4.97	50,000,000	50,000,000	50,000,000	49,865,100	
Negotiable CDs	78015JMJ3	Royal Bank of Canada New York Bran	10/23/2023	5.46	50,000,000	50,000,000	50,000,000	50,071,900	
Negotiable CDs	89115BC73	Toronto-Dominion Bank - New York Br	10/23/2023	5.57	50,000,000	50,000,000	50,000,000	50,106,450	
Negotiable CDs	13606KRZ1	Canadian Imperial Bank of Commerce	11/6/2023	5.32	50,000,000	50,000,000	50,000,000	50,032,150	
Negotiable CDs	89115BJX9	Toronto-Dominion Bank - New York Br	11/20/2023	5.51	50,000,000	50,000,000	50,000,000	50,079,450	
Negotiable CDs	06417MN84	Bank of Nova Scotia - Houston Branch	11/21/2023	5.50	50,000,000	50,000,000	50,000,000	50,075,650	
Negotiable CDs	78015JPE1	Royal Bank of Canada New York Bran	12/18/2023	5.37	50,000,000	50,000,000	50,000,000	50,017,200	
Negotiable CDs	78015JRE9	Royal Bank of Canada New York Bran	12/29/2023	5.43	100,000,000	100,000,000	100,000,000	100,096,600	
Negotiable CDs	89115BPB0	Toronto-Dominion Bank - New York Br	1/3/2024	5.43	50,000,000	50,000,000	50,000,000	50,047,850	
Negotiable CDs	89115BPF1	Toronto-Dominion Bank - New York Br	1/5/2024	5.43	50,000,000	50,000,000	50,000,000	50,011,600	
Negotiable CDs	06367D3V5	Bank of Montreal - Chicago Branch	1/12/2024	5.24	70,000,000	70,000,000	70,000,000	69,947,710	
Negotiable CDs	89115BQB9	Toronto-Dominion Bank - New York Br	1/17/2024	5.24	50,000,000	50,000,000	50,000,000	49,927,500	
Negotiable CDs	89115BST8	Toronto-Dominion Bank - New York Br	1/29/2024	5.21	100,000,000	100,000,000	100,000,000	99,895,200	
Subtotals				4.33	\$ 2,020,000,000	\$ 2,020,000,000	\$ 2,020,000,000	\$ 2,015,800,760	
Commercial Paper	62479MQD8	MUFG Bank - New York Branch	3/13/2023	0.00	\$ 50,000,000	\$ 49,360,278	\$ 49,738,889	\$ 49,743,200	
Commercial Paper	89233HQD9	Toyota Motor Credit Corporation	3/13/2023	0.00	50,000,000	49,255,944	49,747,778	49,730,050	
Commercial Paper	62479MTG8	MUFG Bank - New York Branch	6/16/2023	0.00	50,000,000	48,751,972	49,058,750	49,104,300	
Commercial Paper	62479MTW3	MUFG Bank - New York Branch	6/30/2023	0.00	100,000,000	97,331,306	97,918,139	98,009,700	
Commercial Paper	89233HTW4	Toyota Motor Credit Corporation	6/30/2023	0.00	150,000,000	144,920,833	146,937,222	146,934,600	
Commercial Paper	62479MU35	MUFG Bank - New York Branch	7/3/2023	0.00	50,000,000	48,515,417	48,925,444	48,983,400	
Commercial Paper	62479MVE0	MUFG Bank - New York Branch	8/14/2023	0.00	50,000,000	48,660,667	48,674,333	48,676,650	
Commercial Paper	62479MVU4	MUFG Bank - New York Branch	8/28/2023	0.00	50,000,000	48,457,583	48,561,333	48,571,500	
Subtotals				0.00	\$ 550,000,000	\$ 535,254,000	\$ 539,561,889	\$ 539,753,400	
Money Market Funds	09248U718	BLKRK LQ:T-FUND INSTL	2/1/2023	4.31	\$ 15,088,802	\$ 15,088,802	\$ 15,088,802	\$ 15,088,802	
Money Market Funds	262006208	DREYFUS GVT CSH MGT INST	2/1/2023	4.44	687,261,852	687,261,852	687,261,852	687,261,852	
Money Market Funds	31607A703	FIDELITY IMM:GOVT INSTL	2/1/2023	4.47	149,243,645	149,243,645	149,243,645	149,243,645	
Money Market Funds	608919718	FEDERATED HRMS GV O PRMR	2/1/2023	4.41	12,805,474	12,805,474	12,805,474	12,805,474	
Money Market Funds	61747C319	MORG STAN I LQ:GV IMP	2/1/2023	4.34	10,595,450	10,595,450	10,595,450	10,595,450	
Money Market Funds	85749T517	SS INST INV:US GV MM OPP	2/1/2023	4.35	508,717,085	508,717,085	508,717,085	508,717,085	
Subtotals				4.41	\$ 1,383,712,308	\$ 1,383,712,308	\$ 1,383,712,308	\$ 1,383,712,308	

Investment Inventory Pooled Fund

Type of Investment	CUSIP	Issuer Name	Maturity	Coupon	Par Value	Book Value	Amortized	Market Value
			Date				Book Value	
Supranationals	459058JV6	INTERNATIONAL BANK FOR RECON	4/20/2023	0.13	\$ 100,000,000	\$ 99,793,000	\$ 99,977,882	\$ 99,034,900
Supranationals	4581X0CC0	INTER-AMERICAN DEVELOPMENT E	10/4/2023	3.00	25,756,000	26,837,752	26,158,780	25,418,596
Supranationals	45906M3B5	INTERNATIONAL BANK FOR RECON	6/14/2024	1.98	100,000,000	100,000,000	100,000,000	96,665,000
Supranationals	4581X0EE4	INTER-AMERICAN DEVELOPMENT E	7/1/2024	3.25	80,000,000	79,992,000	79,994,353	78,527,840
Supranationals	459056HV2	INTERNATIONAL BANK FOR RECON	8/28/2024	1.50	50,000,000	50,984,250	50,548,504	47,719,850
Supranationals	4581X0DZ8	INTER-AMERICAN DEVELOPMENT E	9/23/2024	0.50	50,000,000	49,595,500	49,769,734	46,885,550
Supranationals	45950VQG4	INTERNATIONAL FINANCE CORP	9/23/2024	0.44	10,000,000	9,918,700	9,954,283	9,315,400
Supranationals	4581X0CM8	INTER-AMERICAN DEVELOPMENT E	1/15/2025	2.13	100,000,000	105,676,000	102,979,900	95,917,200
Supranationals	459058JB0	INTERNATIONAL BANK FOR RECON	4/22/2025	0.63	40,000,000	40,086,000	40,050,947	36,901,880
Supranationals	4581X0DN5	INTER-AMERICAN DEVELOPMENT E	7/15/2025	0.63	28,900,000	28,519,098	28,647,850	26,548,985
Supranationals	45950VRU2	INTERNATIONAL FINANCE CORP	1/26/2026	4.02	100,000,000	100,000,000	100,000,000	99,610,600
Supranationals	45818WDG8	INTER-AMERICAN DEVELOPMENT E	2/27/2026	0.82	19,500,000	19,556,907	19,538,767	17,581,512
Subtotals				1.90	\$ 704,156,000	\$ 710,959,207	\$ 707,621,001	\$ 680,127,313
Grand Totals				2.07	\$ 14,479,372,308	\$ 14,474,864,614	\$ 14,466,532,223	\$ 13,958,865,897

Monthly Investment Earnings

Pooled Fund

For month ended January 31, 2023

Type of Investment	CUSIP	Issuer Name	Par Value	Coupon	YTM ¹	Settle Date	Maturity		Earned Interest	Amort.	Realized	Earned Income
							Date	Expense		Gain/(Loss)	/Net Earnings	
U.S. Treasuries	912828Z86	United States Department of The Treasury	50000000	1.375	0.1396	8/17/21	2/15/23	57,914	-52,356	0	5,559	
U.S. Treasuries	912828Z86	United States Department of The Treasury	50000000	1.375	1.0249	3/3/22	2/15/23	57,914	-14,746	0.00	43,168	
U.S. Treasuries	912828ZD5	United States Department of The Treasury	50000000	0.5	0.1627	3/18/21	3/15/23	21,409	-14,325	0	7,084	
U.S. Treasuries	91282CBU4	United States Department of The Treasury	50000000	0.125	0.1537	5/4/21	3/31/23	5,323	1,218	0	6,541	
U.S. Treasuries	912828ZU7	United States Department of The Treasury	50000000	0.25	0.252	6/24/21	6/15/23	10,646	84	0.00	10,730	
U.S. Treasuries	912828ZU7	United States Department of The Treasury	50000000	0.25	0.1838	4/8/21	6/15/23	10,646	-2,807	0.00	7,838	
U.S. Treasuries	912828ZU7	United States Department of The Treasury	50000000	0.25	0.1912	3/12/21	6/15/23	10,646	-2,495	0	8,150	
U.S. Treasuries	912828S35	United States Department of The Treasury	50000000	1.375	0.2459	6/24/21	6/30/23	58,874	-47,960	0	10,914	
U.S. Treasuries	912828S35	United States Department of The Treasury	50000000	1.375	1.6052	1/9/20	6/30/23	58,874	9,645	0	68,520	
U.S. Treasuries	91282CCK5	United States Department of The Treasury	50000000	0.125	0.2598	6/30/21	6/30/23	5,352	5,723	0	11,075	
U.S. Treasuries	912828S92	United States Department of The Treasury	50000000	1.25	0.2029	4/1/21	7/31/23	52,678	-44,467	0	8,210	
U.S. Treasuries	912828S92	United States Department of The Treasury	50000000	1.25	0.2046	4/1/21	7/31/23	52,678	-44,396	0	8,281	
U.S. Treasuries	91282CAK7	United States Department of The Treasury	50000000	0.125	0.2334	8/10/21	9/15/23	5,352	4,584	0.00	9,937	
U.S. Treasuries	912828WE6	United States Department of The Treasury	50000000	2.75	1.7265	12/17/19	11/15/23	117,749	-42,540	0	75,209	
U.S. Treasuries	91282CBA8	United States Department of The Treasury	50000000	0.125	0.2951	3/19/21	12/15/23	5,323	7,198	0.00	12,521	
U.S. Treasuries	91282CBA8	United States Department of The Treasury	50000000	0.125	0.6864	12/15/21	12/15/23	5,323	23,638	0.00	28,961	
U.S. Treasuries	91282CBA8	United States Department of The Treasury	50000000	0.125	0.7231	12/9/21	12/15/23	5,323	25,173	0	30,496	
U.S. Treasuries	912828S29	United States Department of The Treasury	50000000	2.5	0.3304	10/4/21	1/31/24	105,355	-91,712	0.00	13,643	
U.S. Treasuries	91282CDV0	United States Department of The Treasury	50000000	0.875	2.4625	4/11/22	1/31/24	36,874	65,501	0.00	102,375	
U.S. Treasuries	91282CDV0	United States Department of The Treasury	50000000	0.875	1.5159	2/23/22	1/31/24	36,874	26,719	0.00	63,594	
U.S. Treasuries	912828B66	United States Department of The Treasury	50000000	2.75	2.4706	4/11/22	2/15/24	115,829	-11,481	0	104,347	
U.S. Treasuries	91282CBR1	United States Department of The Treasury	50000000	0.25	1.5538	3/8/22	3/15/24	10,704	54,230	0.00	64,934	
U.S. Treasuries	91282CCC3	United States Department of The Treasury	50000000	0.25	0.4471	7/2/21	5/15/24	10,704	8,319	0.00	19,024	
U.S. Treasuries	912828XT2	United States Department of The Treasury	50000000	2	0.4302	7/6/21	5/31/24	85,165	-66,202	0	18,963	
U.S. Treasuries	91282CCL3	United States Department of The Treasury	50000000	0.375	2.6013	4/12/22	7/15/24	15,938	91,224	0	107,162	
U.S. Treasuries	91282CCL3	United States Department of The Treasury	50000000	0.375	0.3763	8/6/21	7/15/24	15,938	56	0.00	15,995	
U.S. Treasuries	91282CCL3	United States Department of The Treasury	50000000	0.375	0.4018	8/9/21	7/15/24	15,938	1,131	0	17,069	
U.S. Treasuries	912828Y87	United States Department of The Treasury	50000000	1.75	0.4178	3/30/21	7/31/24	73,749	-56,226	0	17,523	
U.S. Treasuries	91282CCT6	United States Department of The Treasury	50000000	0.375	0.4437	8/25/21	8/15/24	15,795	2,899	0	18,694	
U.S. Treasuries	912828YM6	United States Department of The Treasury	50000000	1.5	0.5059	4/15/21	10/31/24	64,227	-41,798	0	22,428	
U.S. Treasuries	912828G38	United States Department of The Treasury	50000000	2.25	0.5199	3/9/21	11/15/24	96,340	-72,728	0	23,612	
U.S. Treasuries	912828G38	United States Department of The Treasury	50000000	2.25	0.4798	3/12/21	11/15/24	96,340	-74,467	0.00	21,873	
U.S. Treasuries	912828YY0	United States Department of The Treasury	50000000	1.75	0.5654	3/15/21	12/31/24	74,931	-49,765	0	25,166	
U.S. Treasuries	912828Z52	United States Department of The Treasury	50000000	1.375	0.5773	3/30/21	1/31/25	57,945	-33,489	0	24,457	
U.S. Treasuries	912828Z52	United States Department of The Treasury	50000000	1.375	0.5723	4/15/21	1/31/25	57,945	-33,700	0.00	24,245	
U.S. Treasuries	912828ZC7	United States Department of The Treasury	50000000	1.125	0.6083	3/15/21	2/28/25	48,170	-21,690	0.00	26,480	
U.S. Treasuries	912828ZC7	United States Department of The Treasury	50000000	1.125	0.6095	3/31/21	2/28/25	48,170	-21,636	0.00	26,534	
U.S. Treasuries	912828ZF0	United States Department of The Treasury	50000000	0.5	0.582	4/19/21	3/31/25	21,291	3,443	0.00	24,734	
U.S. Treasuries	912828ZF0	United States Department of The Treasury	50000000	0.5	0.6127	4/15/21	3/31/25	21,291	4,732	0	26,023	
U.S. Treasuries	912828ZL7	United States Department of The Treasury	50000000	0.375	0.5719	5/18/21	4/30/25	16,057	8,266	0.00	24,323	
U.S. Treasuries	912828XB1	United States Department of The Treasury	50000000	2.125	0.5683	9/2/21	5/15/25	90,988	-65,387	0	25,601	
U.S. Treasuries	912828ZW3	United States Department of The Treasury	50000000	0.25	0.6999	3/9/21	6/30/25	10,704	18,849	0.00	29,553	
U.S. Treasuries	912828ZW3	United States Department of The Treasury	50000000	0.25	0.6499	5/13/21	6/30/25	10,704	16,772	0	27,476	
U.S. Treasuries	912828ZW3	United States Department of The Treasury	50000000	0.25	0.6014	7/12/21	6/30/25	10,704	14,750	0.00	25,455	
U.S. Treasuries	912828ZW3	United States Department of The Treasury	50000000	0.25	0.6015	5/12/21	6/30/25	10,704	14,756	0	25,460	
U.S. Treasuries	912828ZW3	United States Department of The Treasury	50000000	0.25	1.035	12/7/21	6/30/25	10,704	32,670	0.00	43,375	
U.S. Treasuries	912828ZW3	United States Department of The Treasury	50000000	0.25	0.6165	5/18/21	6/30/25	10,704	15,378	0.00	26,083	
U.S. Treasuries	912828ZW3	United States Department of The Treasury	50000000	0.25	0.5087	8/5/21	6/30/25	10,704	10,877	0	21,582	
U.S. Treasuries	912828ZW3	United States Department of The Treasury	50000000	0.25	0.6534	3/8/21	6/30/25	10,704	16,915	0.00	27,619	
U.S. Treasuries	912828ZW3	United States Department of The Treasury	50000000	0.25	0.5577	8/6/21	6/30/25	10,704	12,926	0	23,630	
U.S. Treasuries	91282CAB7	United States Department of The Treasury	50000000	0.25	0.5731	8/6/21	7/31/25	10,536	13,566	0	24,101	
U.S. Treasuries	91282CAB7	United States Department of The Treasury	50000000	0.25	0.5241	8/5/21	7/31/25	10,536	11,519	0	22,054	
U.S. Treasuries	91282CFK2	United States Department of The Treasury	50000000	3.5	4.2532	10/7/22	9/15/25	149,862	26,696	0	176,558	

Monthly Investment Earnings

Pooled Fund

Type of Investment	CUSIP	Issuer Name	Par Value	Coupon	YTM ¹	Settle Date	Maturity		Earned Interest	Amort.	Realized	Earned Income
							Date	Expense		Gain/(Loss)	/Net Earnings	
U.S. Treasuries	91282CAM3	United States Department of The Treasury	50000000	0.25	0.6619	5/12/21	9/30/25	10,646	17,234	0.00	27,880	
U.S. Treasuries	91282CAM3	United States Department of The Treasury	50000000	0.25	0.5983	7/26/21	9/30/25	10,646	14,592	0.00	25,237	
U.S. Treasuries	91282CAT8	United States Department of The Treasury	50000000	0.25	0.5534	2/25/21	10/31/25	10,704	12,719	0.00	23,423	
U.S. Treasuries	91282CAT8	United States Department of The Treasury	50000000	0.25	0.6509	3/2/21	10/31/25	10,704	16,771	0.00	27,476	
U.S. Treasuries	91282CAT8	United States Department of The Treasury	50000000	0.25	0.6643	3/4/21	10/31/25	10,704	17,325	0	28,029	
U.S. Treasuries	91282CBC4	United States Department of The Treasury	50000000	0.375	0.603	2/25/21	12/31/25	16,057	9,544	0	25,600	
U.S. Treasuries	91282CBC4	United States Department of The Treasury	50000000	0.375	0.6805	2/26/21	12/31/25	16,057	12,767	0.00	28,823	
U.S. Treasuries	91282CBW0	United States Department of The Treasury	50000000	0.75	0.8639	7/2/21	4/30/26	32,113	4,739	0	36,853	
U.S. Treasuries	91282CBW0	United States Department of The Treasury	50000000	0.75	0.8926	6/28/21	4/30/26	32,113	5,928	0	38,041	
U.S. Treasuries	912828R36	United States Department of The Treasury	50000000	1.625	0.8077	8/27/21	5/15/26	69,579	-34,036	0	35,543	
U.S. Treasuries	912828R36	United States Department of The Treasury	50000000	1.625	0.6941	7/23/21	5/15/26	69,579	-38,871	0.00	30,707	
U.S. Treasuries	91282CCJ8	United States Department of The Treasury	50000000	0.875	1.3228	1/4/22	6/30/26	37,465	18,408	0.00	55,873	
U.S. Treasuries	91282CCJ8	United States Department of The Treasury	50000000	0.875	0.7398	7/22/21	6/30/26	37,465	-5,639	0	31,827	
U.S. Treasuries	91282CCJ8	United States Department of The Treasury	50000000	0.875	0.9018	9/24/21	6/30/26	37,465	1,114	0.00	38,579	
U.S. Treasuries	91282CCJ8	United States Department of The Treasury	50000000	0.875	0.903	7/2/21	6/30/26	37,465	1,162	0	38,627	
U.S. Treasuries	91282CCJ8	United States Department of The Treasury	50000000	0.875	0.7749	8/10/21	6/30/26	37,465	-4,172	0.00	33,293	
U.S. Treasuries	91282CCJ8	United States Department of The Treasury	50000000	0.875	0.8461	7/14/21	6/30/26	37,465	-1,203	0	36,263	
U.S. Treasuries	91282CCJ8	United States Department of The Treasury	50000000	0.875	1.0519	10/14/21	6/30/26	37,465	7,322	0	44,787	
U.S. Treasuries	91282CCJ8	United States Department of The Treasury	50000000	0.875	0.7063	8/6/21	6/30/26	37,465	-7,040	0.00	30,426	
U.S. Treasuries	91282CCJ8	United States Department of The Treasury	50000000	0.875	0.7326	7/22/21	6/30/26	37,465	-5,941	0.00	31,525	
U.S. Treasuries	91282CCW9	United States Department of The Treasury	50000000	0.75	0.9795	9/28/21	8/31/26	32,113	9,496	0.00	41,609	
U.S. Treasuries	91282CCZ2	United States Department of The Treasury	50000000	0.875	1.0103	10/8/21	9/30/26	37,260	5,595	0.00	42,855	
U.S. Treasuries	91282CCZ2	United States Department of The Treasury	50000000	0.875	1.003	10/8/21	9/30/26	37,260	5,295	0.00	42,555	
U.S. Treasuries	91282CCZ2	United States Department of The Treasury	50000000	0.875	1.159	10/19/21	9/30/26	37,260	11,694	0.00	48,954	
U.S. Treasuries	91282CDK4	United States Department of The Treasury	50000000	1.25	1.2013	12/7/21	11/30/26	53,228	-1,997	0.00	51,231	
U.S. Treasuries	91282CDK4	United States Department of The Treasury	50000000	1.25	1.22	12/3/21	11/30/26	53,228	-1,229	0.00	51,999	
U.S. Treasuries	91282CDK4	United States Department of The Treasury	50000000	1.25	2.5854	3/29/22	11/30/26	53,228	53,063	0.00	106,291	
U.S. Treasuries	91282CDQ1	United States Department of The Treasury	50000000	1.25	2.5489	3/29/22	12/31/26	53,522	51,594	0.00	105,116	
U.S. Treasuries	91282CEF4	United States Department of The Treasury	25000000	2.5	2.7091	4/6/22	3/31/27	53,228	4,125	0.00	57,353	
Subtotals			\$ 4,075,000.00					\$ 3,078,272	\$ (176,558)	\$ -	\$ 2,901,714	
Federal Agencies	3133EMWK4	Federal Farm Credit Banks Funding Corpor	\$ -	0.14	0.14	5/18/21	1/19/23	\$ 4,200	\$ 371	\$ -	\$ 4,571	
Federal Agencies	3133ELJH8	Federal Farm Credit Banks Funding Corpor	-	1.60	1.60	3/25/20	1/23/23	9,915	(5,194)	-	4,720	
Federal Agencies	313384BH1	Federal Home Loan Banks	10,400,000	0.00	4.22	1/10/23	2/1/23	-	26,503	-	26,503	
Federal Agencies	3133EMPH9	Federal Farm Credit Banks Funding Corpor	45,500,000	0.13	1.10	3/3/22	2/3/23	4,740	37,134	-	41,874	
Federal Agencies	3133827H0	Federal Home Loan Banks	44,400,000	2.14	1.08	3/7/22	2/6/23	79,180	(39,367)	-	39,813	
Federal Agencies	3133ENDQ0	Federal Farm Credit Banks Funding Corpor	50,000,000	0.16	0.32	11/12/21	2/10/23	6,667	6,828	-	13,494	
Federal Agencies	313384CM9	Federal Home Loan Banks	50,000,000	0.00	4.47	1/9/23	3/1/23	-	140,875	-	140,875	
Federal Agencies	3133EMUH3	Federal Farm Credit Banks Funding Corpor	65,000,000	0.13	0.16	3/31/21	3/23/23	6,771	1,926	-	8,697	
Federal Agencies	3133EMVP4	Federal Farm Credit Banks Funding Corpor	20,000,000	0.13	0.19	4/13/21	4/13/23	2,083	1,121	-	3,204	
Federal Agencies	3133EMVP4	Federal Farm Credit Banks Funding Corpor	25,000,000	0.13	0.19	4/13/21	4/13/23	2,604	1,401	-	4,006	
Federal Agencies	3133EMVP4	Federal Farm Credit Banks Funding Corpor	50,000,000	0.13	0.19	4/13/21	4/13/23	5,208	2,803	-	8,011	
Federal Agencies	3133EMXM9	Federal Farm Credit Banks Funding Corpor	44,500,000	0.13	0.17	5/5/21	4/27/23	4,635	1,622	-	6,257	
Federal Agencies	3133EMYX4	Federal Farm Credit Banks Funding Corpor	12,500,000	0.13	0.19	5/10/21	5/10/23	1,302	679	-	1,982	
Federal Agencies	3133EMYX4	Federal Farm Credit Banks Funding Corpor	25,000,000	0.13	0.19	5/10/21	5/10/23	2,604	1,359	-	3,963	
Federal Agencies	3133EMYX4	Federal Farm Credit Banks Funding Corpor	75,000,000	0.13	0.19	5/10/21	5/10/23	7,813	4,077	-	11,889	
Federal Agencies	3130AMRY0	Federal Home Loan Banks	15,000,000	0.13	0.17	6/4/21	6/2/23	1,563	588	-	2,150	
Federal Agencies	3133EMF31	Federal Farm Credit Banks Funding Corpor	100,000,000	0.13	0.16	6/2/21	6/2/23	10,417	2,633	-	13,050	
Federal Agencies	3133EMH96	Federal Farm Credit Banks Funding Corpor	50,000,000	0.13	0.26	6/28/21	6/14/23	5,208	5,851	-	11,060	
Federal Agencies	3130AUNE0	Federal Home Loan Banks	29,000,000	4.78	4.78	1/26/23	6/26/23	19,253	-	-	19,253	
Federal Agencies	3133EM3S9	Federal Farm Credit Banks Funding Corpor	48,067,000	0.20	0.53	12/14/21	6/26/23	8,011	13,355	-	21,366	
Federal Agencies	3133EM3S9	Federal Farm Credit Banks Funding Corpor	50,000,000	0.20	0.22	8/26/21	6/26/23	8,333	932	-	9,265	
Federal Agencies	3133EMS37	Federal Farm Credit Banks Funding Corpor	50,000,000	0.13	0.20	7/14/21	7/14/23	5,208	3,066	-	8,275	
Federal Agencies	3133EMS37	Federal Farm Credit Banks Funding Corpor	50,000,000	0.13	0.22	7/14/21	7/14/23	5,208	3,939	-	9,147	

Monthly Investment Earnings

Pooled Fund

Type of Investment	CUSIP	Issuer Name	Par Value	Coupon	YTM ¹	Settle Date	Maturity		Earned Interest	Amort.	Realized	Earned Income
							Date	Expense		Gain/(Loss)	/Net Earnings	
Federal Agencies	3133ENEY2	Federal Farm Credit Banks Funding Corpor	50,000,000	0.45	0.45	11/24/21	7/24/23	18,750	179	-	18,929	
Federal Agencies	3133EM2E1	Federal Farm Credit Banks Funding Corpor	50,000,000	0.16	0.19	8/10/21	8/10/23	6,667	1,274	-	7,941	
Federal Agencies	3137EAEV7	Federal Home Loan Mortgage Corporation	40,776,000	0.25	0.58	12/6/21	8/24/23	8,495	11,550	-	20,045	
Federal Agencies	313384LJ6	Federal Home Loan Banks	50,000,000	0.00	4.77	11/7/22	9/6/23	-	198,917	-	198,917	
Federal Agencies	3130AJXD6	Federal Home Loan Banks	20,975,000	0.13	0.59	12/14/21	9/8/23	2,185	8,259	-	10,444	
Federal Agencies	313383YJ4	Federal Home Loan Banks	25,000,000	3.38	3.12	7/27/22	9/8/23	70,313	(5,319)	-	64,994	
Federal Agencies	313383YJ4	Federal Home Loan Banks	25,000,000	3.38	3.11	7/27/22	9/8/23	70,313	(5,452)	-	64,861	
Federal Agencies	313383YJ4	Federal Home Loan Banks	40,000,000	3.38	3.14	7/28/22	9/8/23	112,500	(7,769)	-	104,731	
Federal Agencies	3135G0U43	Federal National Mortgage Association	29,648,000	2.88	0.66	12/9/21	9/12/23	71,032	(55,303)	-	15,729	
Federal Agencies	3133EM6N7	Federal Farm Credit Banks Funding Corpor	50,000,000	0.17	0.22	9/27/21	9/27/23	7,083	2,123	-	9,207	
Federal Agencies	3133ENGF1	Federal Farm Credit Banks Funding Corpor	25,000,000	0.50	0.57	12/3/21	12/1/23	10,417	1,544	-	11,960	
Federal Agencies	3133ENGF1	Federal Farm Credit Banks Funding Corpor	25,000,000	0.50	0.57	12/3/21	12/1/23	10,417	1,544	-	11,960	
Federal Agencies	3133ENGF1	Federal Farm Credit Banks Funding Corpor	75,000,000	0.50	0.57	12/3/21	12/1/23	31,250	4,631	-	35,881	
Federal Agencies	3130A3VC5	Federal Home Loan Banks	10,000,000	2.25	0.73	12/10/21	12/8/23	18,750	(12,817)	-	5,933	
Federal Agencies	3130A3VC5	Federal Home Loan Banks	30,000,000	2.25	0.73	12/10/21	12/8/23	56,250	(38,452)	-	17,798	
Federal Agencies	3133ENHR4	Federal Farm Credit Banks Funding Corpor	25,000,000	0.68	0.70	12/20/21	12/20/23	14,167	527	-	14,693	
Federal Agencies	3133ENHR4	Federal Farm Credit Banks Funding Corpor	25,000,000	0.68	0.70	12/20/21	12/20/23	14,167	510	-	14,676	
Federal Agencies	3133ENHR4	Federal Farm Credit Banks Funding Corpor	62,000,000	0.68	0.70	12/20/21	12/20/23	35,133	1,253	-	36,387	
Federal Agencies	3130AU4V3	Federal Home Loan Banks	11,000,000	4.80	4.81	12/8/22	1/8/24	44,000	86	-	44,086	
Federal Agencies	3130AU4V3	Federal Home Loan Banks	25,000,000	4.80	4.85	12/8/22	1/8/24	100,000	979	-	100,979	
Federal Agencies	3133ENLF5	Federal Farm Credit Banks Funding Corpor	11,856,000	0.90	1.44	3/3/22	1/18/24	8,892	5,296	-	14,188	
Federal Agencies	3133ENLF5	Federal Farm Credit Banks Funding Corpor	50,000,000	0.90	1.21	2/1/22	1/18/24	37,500	12,946	-	50,446	
Federal Agencies	3130AFW94	Federal Home Loan Banks	39,010,000	2.50	0.62	11/12/21	2/13/24	81,271	(61,729)	-	19,542	
Federal Agencies	3133ELNE0	Federal Farm Credit Banks Funding Corpor	20,495,000	1.43	0.85	3/18/20	2/14/24	24,423	(9,891)	-	14,533	
Federal Agencies	3133EMRZ7	Federal Farm Credit Banks Funding Corpor	5,000,000	0.25	0.26	2/26/21	2/26/24	1,042	51	-	1,093	
Federal Agencies	3133EMRZ7	Federal Farm Credit Banks Funding Corpor	5,000,000	0.25	0.26	2/26/21	2/26/24	1,042	51	-	1,093	
Federal Agencies	3133EMRZ7	Federal Farm Credit Banks Funding Corpor	100,000,000	0.25	0.26	2/26/21	2/26/24	20,833	1,019	-	21,853	
Federal Agencies	3130ARHG9	Federal Home Loan Banks	11,000,000	2.13	2.18	3/25/22	2/28/24	19,479	551	-	20,031	
Federal Agencies	3130ARHG9	Federal Home Loan Banks	25,000,000	2.13	2.18	3/25/22	2/28/24	44,271	1,253	-	45,524	
Federal Agencies	3130ATUQ8	Federal Home Loan Banks	10,000,000	4.75	4.65	11/15/22	3/8/24	39,583	(861)	-	38,723	
Federal Agencies	3130ATUQ8	Federal Home Loan Banks	20,000,000	4.75	4.75	11/18/22	3/8/24	79,167	(52)	-	79,115	
Federal Agencies	3130ATUQ8	Federal Home Loan Banks	25,000,000	4.75	4.81	12/8/22	3/8/24	98,958	1,224	-	100,182	
Federal Agencies	3130ATUQ8	Federal Home Loan Banks	30,000,000	4.75	4.75	11/18/22	3/8/24	118,750	(117)	-	118,633	
Federal Agencies	3130ATUQ8	Federal Home Loan Banks	30,000,000	4.75	4.81	12/8/22	3/8/24	118,750	1,468	-	120,218	
Federal Agencies	3133EMTW2	Federal Farm Credit Banks Funding Corpor	50,000,000	0.30	0.34	3/18/21	3/18/24	12,500	1,711	-	14,211	
Federal Agencies	3133EMTW2	Federal Farm Credit Banks Funding Corpor	50,000,000	0.30	0.34	3/18/21	3/18/24	12,500	1,713	-	14,213	
Federal Agencies	3133EMWV0	Federal Farm Credit Banks Funding Corpor	16,545,000	0.35	0.34	5/4/21	4/22/24	4,826	(132)	-	4,693	
Federal Agencies	3133EMWV0	Federal Farm Credit Banks Funding Corpor	29,424,000	0.35	0.34	5/4/21	4/22/24	8,582	(236)	-	8,346	
Federal Agencies	3133EMWV0	Federal Farm Credit Banks Funding Corpor	39,000,000	0.35	0.34	5/4/21	4/22/24	11,375	(312)	-	11,063	
Federal Agencies	3133ENWP1	Federal Farm Credit Banks Funding Corpor	45,000,000	2.63	2.69	5/16/22	5/16/24	98,438	2,576	-	101,014	
Federal Agencies	3133ENWP1	Federal Farm Credit Banks Funding Corpor	50,000,000	2.63	2.69	5/16/22	5/16/24	109,375	2,863	-	112,238	
Federal Agencies	3133ENYH7	Federal Farm Credit Banks Funding Corpor	50,000,000	2.63	2.69	6/10/22	6/10/24	109,375	2,735	-	112,110	
Federal Agencies	3133ENYH7	Federal Farm Credit Banks Funding Corpor	50,000,000	2.63	2.69	6/10/22	6/10/24	109,375	2,735	-	112,110	
Federal Agencies	3130A1XJ2	Federal Home Loan Banks	15,955,000	2.88	2.71	5/18/22	6/14/24	38,226	(2,186)	-	36,040	
Federal Agencies	3130A1XJ2	Federal Home Loan Banks	17,980,000	2.88	2.70	5/18/22	6/14/24	43,077	(2,610)	-	40,467	
Federal Agencies	3130A1XJ2	Federal Home Loan Banks	25,500,000	2.88	2.77	5/12/22	6/14/24	61,094	(2,131)	-	58,962	
Federal Agencies	3130A1XJ2	Federal Home Loan Banks	50,000,000	2.88	2.67	5/16/22	6/14/24	119,792	(8,321)	-	111,471	
Federal Agencies	3130ASHK8	Federal Home Loan Banks	28,000,000	3.13	3.31	7/22/22	6/14/24	72,917	4,271	-	77,188	
Federal Agencies	3130ASHK8	Federal Home Loan Banks	28,210,000	3.13	3.31	7/22/22	6/14/24	73,464	4,253	-	77,716	
Federal Agencies	3133ENYX2	Federal Farm Credit Banks Funding Corpor	25,000,000	3.25	3.31	6/17/22	6/17/24	67,708	1,251	-	68,959	
Federal Agencies	3133ENYX2	Federal Farm Credit Banks Funding Corpor	25,000,000	3.25	3.31	6/17/22	6/17/24	67,708	1,240	-	68,949	
Federal Agencies	3133ENYX2	Federal Farm Credit Banks Funding Corpor	50,000,000	3.25	3.28	6/17/22	6/17/24	135,417	1,272	-	136,689	
Federal Agencies	3133ENZS2	Federal Farm Credit Banks Funding Corpor	25,000,000	3.10	3.13	6/28/22	6/28/24	64,583	573	-	65,156	
Federal Agencies	3133ENZS2	Federal Farm Credit Banks Funding Corpor	25,000,000	3.10	3.13	6/28/22	6/28/24	64,583	530	-	65,113	

Monthly Investment Earnings

Pooled Fund

Type of Investment	CUSIP	Issuer Name	Par Value	Coupon	YTM ¹	Settle Date	Maturity		Earned Interest	Amort.	Realized	Earned Income
							Date	Expense		Gain/(Loss)	/Net Earnings	
Federal Agencies	3133ENZS2	Federal Farm Credit Banks Funding Corpor	50,000,000	3.10	3.13	6/28/22	6/28/24	129,167	1,145	-	130,312	
Federal Agencies	3130ASME6	Federal Home Loan Banks	10,000,000	3.00	3.10	7/8/22	7/8/24	25,000	823	-	25,823	
Federal Agencies	3130ASME6	Federal Home Loan Banks	15,000,000	3.00	3.10	7/8/22	7/8/24	37,500	1,234	-	38,734	
Federal Agencies	3130ASME6	Federal Home Loan Banks	17,500,000	3.00	3.10	7/8/22	7/8/24	43,750	1,440	-	45,190	
Federal Agencies	3133EMV25	Federal Farm Credit Banks Funding Corpor	50,000,000	0.45	0.39	8/6/21	7/23/24	18,750	(2,636)	-	16,114	
Federal Agencies	3133ENJ84	Federal Farm Credit Banks Funding Corpor	50,000,000	3.38	3.46	8/26/22	8/26/24	140,625	3,541	-	144,166	
Federal Agencies	3130ATVD6	Federal Home Loan Banks	50,000,000	4.88	4.81	11/10/22	9/13/24	203,125	(2,856)	-	200,269	
Federal Agencies	3133EM5X6	Federal Farm Credit Banks Funding Corpor	25,000,000	0.43	0.46	9/23/21	9/23/24	8,958	714	-	9,673	
Federal Agencies	3133EM5X6	Federal Farm Credit Banks Funding Corpor	50,000,000	0.43	0.46	9/23/21	9/23/24	17,917	1,428	-	19,345	
Federal Agencies	3133EM5X6	Federal Farm Credit Banks Funding Corpor	50,000,000	0.43	0.46	9/23/21	9/23/24	17,917	1,428	-	19,345	
Federal Agencies	3133ENP79	Federal Farm Credit Banks Funding Corpor	50,000,000	4.25	4.25	9/26/22	9/26/24	177,083	170	-	177,253	
Federal Agencies	3130ATT31	Federal Home Loan Banks	50,000,000	4.50	4.65	11/1/22	10/3/24	187,500	6,160	-	193,660	
Federal Agencies	3133ENEJ5	Federal Farm Credit Banks Funding Corpor	10,000,000	0.88	0.91	11/18/21	11/18/24	7,292	325	-	7,617	
Federal Agencies	3133ENEJ5	Federal Farm Credit Banks Funding Corpor	10,000,000	0.88	0.91	11/18/21	11/18/24	7,292	325	-	7,617	
Federal Agencies	3133ENEJ5	Federal Farm Credit Banks Funding Corpor	50,000,000	0.88	0.91	11/18/21	11/18/24	36,458	1,626	-	38,085	
Federal Agencies	3133ENZ94	Federal Farm Credit Banks Funding Corpor	25,000,000	4.50	4.56	11/18/22	11/18/24	93,750	1,124	-	94,874	
Federal Agencies	3133ELCP7	Federal Farm Credit Banks Funding Corpor	25,000,000	1.63	1.66	12/3/19	12/3/24	33,854	679	-	34,533	
Federal Agencies	3133ENGQ7	Federal Farm Credit Banks Funding Corpor	50,000,000	0.92	0.95	12/9/21	12/9/24	38,333	1,047	-	39,380	
Federal Agencies	3133ENGQ7	Federal Farm Credit Banks Funding Corpor	50,000,000	0.92	0.93	12/9/21	12/9/24	38,333	424	-	38,758	
Federal Agencies	3133EN4N7	Federal Farm Credit Banks Funding Corpor	10,000,000	4.25	4.34	12/20/22	12/20/24	35,417	725	-	36,142	
Federal Agencies	3133EN4N7	Federal Farm Credit Banks Funding Corpor	25,000,000	4.25	4.35	12/20/22	12/20/24	88,542	1,930	-	90,471	
Federal Agencies	3133EN4N7	Federal Farm Credit Banks Funding Corpor	25,000,000	4.25	4.35	12/20/22	12/20/24	88,542	1,930	-	90,471	
Federal Agencies	3133ENKS8	Federal Farm Credit Banks Funding Corpor	20,000,000	1.13	1.20	1/11/22	1/6/25	18,750	1,279	-	20,029	
Federal Agencies	3133ENKS8	Federal Farm Credit Banks Funding Corpor	25,000,000	1.13	1.20	1/11/22	1/6/25	23,438	1,598	-	25,036	
Federal Agencies	3133ENKS8	Federal Farm Credit Banks Funding Corpor	25,000,000	1.13	1.20	1/11/22	1/6/25	23,438	1,598	-	25,036	
Federal Agencies	3135G0X24	Federal National Mortgage Association	39,060,000	1.63	0.53	4/21/21	1/7/25	52,894	(35,924)	-	16,969	
Federal Agencies	3133ENZ37	Federal Farm Credit Banks Funding Corpor	10,000,000	4.88	4.88	11/10/22	1/10/25	40,625	23	-	40,648	
Federal Agencies	3133ENZ37	Federal Farm Credit Banks Funding Corpor	20,000,000	4.88	4.88	11/10/22	1/10/25	81,250	47	-	81,297	
Federal Agencies	3133ENZ37	Federal Farm Credit Banks Funding Corpor	20,000,000	4.88	4.88	11/10/22	1/10/25	81,250	16	-	81,266	
Federal Agencies	3137EAEP0	Federal Home Loan Mortgage Corporation	5,000,000	1.50	1.52	2/14/20	2/12/25	6,250	65	-	6,315	
Federal Agencies	3137EAEP0	Federal Home Loan Mortgage Corporation	5,000,000	1.50	1.52	2/14/20	2/12/25	6,250	65	-	6,315	
Federal Agencies	3137EAEP0	Federal Home Loan Mortgage Corporation	5,000,000	1.50	1.52	2/14/20	2/12/25	6,250	65	-	6,315	
Federal Agencies	3137EAEP0	Federal Home Loan Mortgage Corporation	15,000,000	1.50	1.52	2/14/20	2/12/25	18,750	196	-	18,946	
Federal Agencies	3137EAEP0	Federal Home Loan Mortgage Corporation	50,000,000	1.50	1.52	2/14/20	2/12/25	62,500	654	-	63,154	
Federal Agencies	3137EAEP0	Federal Home Loan Mortgage Corporation	53,532,000	1.50	0.55	4/21/21	2/12/25	66,915	(42,685)	-	24,230	
Federal Agencies	3133ELQY3	Federal Farm Credit Banks Funding Corpor	16,000,000	1.21	1.22	3/23/20	3/3/25	16,133	159	-	16,293	
Federal Agencies	3133ELQY3	Federal Farm Credit Banks Funding Corpor	24,000,000	1.21	1.24	3/23/20	3/3/25	24,200	614	-	24,814	
Federal Agencies	3133EMWT5	Federal Farm Credit Banks Funding Corpor	50,000,000	0.60	0.61	4/21/21	4/21/25	25,000	562	-	25,562	
Federal Agencies	3135G03U5	Federal National Mortgage Association	37,938,000	0.63	1.08	12/8/21	4/22/25	19,759	14,359	-	34,119	
Federal Agencies	3135G03U5	Federal National Mortgage Association	50,000,000	0.63	1.08	12/8/21	4/22/25	26,042	19,039	-	45,081	
Federal Agencies	3135G03U5	Federal National Mortgage Association	50,000,000	0.63	0.57	7/12/21	4/22/25	26,042	(2,426)	-	23,616	
Federal Agencies	3133ENXE5	Federal Farm Credit Banks Funding Corpor	6,000,000	2.85	2.90	5/23/22	5/23/25	14,250	238	-	14,488	
Federal Agencies	3133ENXE5	Federal Farm Credit Banks Funding Corpor	20,000,000	2.85	2.90	5/23/22	5/23/25	47,500	792	-	48,292	
Federal Agencies	3130ASG86	Federal Home Loan Banks	11,940,000	3.38	3.19	8/4/22	6/13/25	33,581	(1,787)	-	31,794	
Federal Agencies	3130ASG86	Federal Home Loan Banks	12,700,000	3.38	3.07	8/3/22	6/13/25	35,719	(3,146)	-	32,573	
Federal Agencies	3133EN4B3	Federal Farm Credit Banks Funding Corpor	15,000,000	4.25	4.28	12/13/22	6/13/25	53,125	372	-	53,497	
Federal Agencies	3133EN4B3	Federal Farm Credit Banks Funding Corpor	15,000,000	4.25	4.28	12/13/22	6/13/25	53,125	394	-	53,519	
Federal Agencies	3133EN4B3	Federal Farm Credit Banks Funding Corpor	15,000,000	4.25	4.28	12/13/22	6/13/25	53,125	346	-	53,471	
Federal Agencies	3133ENYQ7	Federal Farm Credit Banks Funding Corpor	50,000,000	2.95	2.97	6/13/22	6/13/25	122,917	693	-	123,610	
Federal Agencies	3135G04Z3	Federal National Mortgage Association	4,655,000	0.50	1.11	12/8/21	6/17/25	1,940	2,369	-	4,309	
Federal Agencies	3135G04Z3	Federal National Mortgage Association	10,000,000	0.50	1.11	12/8/21	6/17/25	4,167	5,068	-	9,235	
Federal Agencies	3130AN4A5	Federal Home Loan Banks	17,680,000	0.70	0.62	7/12/21	6/30/25	10,313	(1,169)	-	9,145	
Federal Agencies	3135G05X7	Federal National Mortgage Association	25,000,000	0.38	0.66	3/4/21	8/25/25	7,813	5,987	-	13,799	
Federal Agencies	3135G05X7	Federal National Mortgage Association	72,500,000	0.38	0.57	2/25/21	8/25/25	22,656	12,045	-	34,701	

Monthly Investment Earnings

Pooled Fund

Type of Investment	CUSIP	Issuer Name	Par Value	Coupon	YTM ¹	Settle Date	Maturity		Earned Interest	Amort.	Realized	Earned Income
							Date	Expense		Gain/(Loss)	/Net Earnings	
Federal Agencies	3130A8ZQ9	Federal Home Loan Banks	10,295,000	1.75	1.03	11/2/21	9/12/25	15,014	(6,163)	-	-	8,850
Federal Agencies	3137EAEX3	Federal Home Loan Mortgage Corporation	22,600,000	0.38	0.67	3/4/21	9/23/25	7,063	5,676	-	-	12,738
Federal Agencies	3133ENEG1	Federal Farm Credit Banks Funding Corpor	39,675,000	1.05	1.08	11/17/21	11/17/25	34,716	1,120	-	-	35,835
Federal Agencies	3133ENEG1	Federal Farm Credit Banks Funding Corpor	55,000,000	1.05	1.09	11/17/21	11/17/25	48,125	1,634	-	-	49,759
Federal Agencies	3133ENHM5	Federal Farm Credit Banks Funding Corpor	45,000,000	1.17	1.20	12/16/21	12/16/25	43,875	974	-	-	44,849
Federal Agencies	3133ENHM5	Federal Farm Credit Banks Funding Corpor	50,000,000	1.17	1.20	12/16/21	12/16/25	48,750	1,082	-	-	49,832
Federal Agencies	3133EN5E6	Federal Farm Credit Banks Funding Corpor	15,000,000	4.00	4.11	12/29/22	12/29/25	50,000	1,281	-	-	51,281
Federal Agencies	3133EN5E6	Federal Farm Credit Banks Funding Corpor	20,000,000	4.00	4.11	12/29/22	12/29/25	66,667	1,708	-	-	68,375
Federal Agencies	3133EN5E6	Federal Farm Credit Banks Funding Corpor	25,000,000	4.00	4.11	12/29/22	12/29/25	83,333	2,157	-	-	85,490
Federal Agencies	3133EN6A3	Federal Farm Credit Banks Funding Corpor	20,000,000	4.00	4.03	1/13/23	1/13/26	40,000	305	-	-	40,305
Federal Agencies	3133EN6A3	Federal Farm Credit Banks Funding Corpor	30,000,000	4.00	4.03	1/13/23	1/13/26	60,000	395	-	-	60,395
Federal Agencies	3133ENJ35	Federal Farm Credit Banks Funding Corpor	35,000,000	3.32	3.36	8/25/22	2/25/26	96,833	1,026	-	-	97,859
Federal Agencies	3133EMZ21	Federal Farm Credit Banks Funding Corpor	15,500,000	0.69	0.75	8/9/21	4/6/26	8,913	763	-	-	9,675
Federal Agencies	3133ENUUD0	Federal Farm Credit Banks Funding Corpor	20,000,000	2.64	2.69	4/8/22	4/8/26	44,000	823	-	-	44,823
Federal Agencies	3133ENUUD0	Federal Farm Credit Banks Funding Corpor	30,000,000	2.64	2.69	4/8/22	4/8/26	66,000	1,235	-	-	67,235
Federal Agencies	3130ANNM8	Federal Home Loan Banks	25,000,000	1.05	1.05	8/19/21	7/13/26	21,875	-	-	-	21,875
Federal Agencies	3130ANNM8	Federal Home Loan Banks	25,000,000	1.05	1.05	8/19/21	7/13/26	21,875	-	-	-	21,875
Federal Agencies	3130ANNM8	Federal Home Loan Banks	25,000,000	1.05	1.05	8/19/21	7/13/26	21,875	-	-	-	21,875
Federal Agencies	3130ANNM8	Federal Home Loan Banks	25,000,000	1.05	1.05	8/19/21	7/13/26	21,875	-	-	-	21,875
Federal Agencies	3130ANMP2	Federal Home Loan Banks	25,000,000	1.07	1.07	8/20/21	7/27/26	22,292	-	-	-	22,292
Federal Agencies	3130ANMP2	Federal Home Loan Banks	25,000,000	1.07	1.07	8/20/21	7/27/26	22,292	-	-	-	22,292
Federal Agencies	3130ANMP2	Federal Home Loan Banks	25,000,000	1.07	1.07	8/20/21	7/27/26	22,292	-	-	-	22,292
Federal Agencies	3130ANMP2	Federal Home Loan Banks	25,000,000	1.07	1.07	8/20/21	7/27/26	22,292	-	-	-	22,292
Federal Agencies	3130ANTG5	Federal Home Loan Banks	25,000,000	1.05	1.05	9/13/21	8/10/26	21,875	-	-	-	21,875
Federal Agencies	3130ANTG5	Federal Home Loan Banks	25,000,000	1.05	1.05	9/13/21	8/10/26	21,875	-	-	-	21,875
Federal Agencies	3130ANTG5	Federal Home Loan Banks	25,000,000	1.05	1.05	9/13/21	8/10/26	21,875	-	-	-	21,875
Federal Agencies	3130ANTG5	Federal Home Loan Banks	25,000,000	1.05	1.05	9/13/21	8/10/26	21,875	-	-	-	21,875
Federal Agencies	3130AP6T7	Federal Home Loan Banks	25,000,000	1.08	1.07	10/1/21	9/3/26	22,396	-	-	-	22,396
Federal Agencies	3130AP6T7	Federal Home Loan Banks	25,000,000	1.08	1.07	10/1/21	9/3/26	22,396	-	-	-	22,396
Federal Agencies	3130AP6T7	Federal Home Loan Banks	25,000,000	1.08	1.07	10/1/21	9/3/26	22,396	-	-	-	22,396
Federal Agencies	3130AP6T7	Federal Home Loan Banks	25,000,000	1.08	1.07	10/1/21	9/3/26	22,396	-	-	-	22,396
Federal Agencies	3130APPR0	Federal Home Loan Banks	25,000,000	1.43	1.43	11/18/21	10/19/26	29,792	-	-	-	29,792
Federal Agencies	3130APPR0	Federal Home Loan Banks	25,000,000	1.43	1.43	11/18/21	10/19/26	29,792	-	-	-	29,792
Federal Agencies	3130APPR0	Federal Home Loan Banks	25,000,000	1.43	1.43	11/18/21	10/19/26	29,792	-	-	-	29,792
Federal Agencies	3130APPR0	Federal Home Loan Banks	25,000,000	1.43	1.43	11/18/21	10/19/26	29,792	-	-	-	29,792
Federal Agencies	3130AQ7L1	Federal Home Loan Banks	25,000,000	1.61	1.61	12/16/21	11/16/26	33,438	-	-	-	33,438
Federal Agencies	3130AQ7L1	Federal Home Loan Banks	25,000,000	1.61	1.61	12/16/21	11/16/26	33,438	-	-	-	33,438
Federal Agencies	3130AQ7L1	Federal Home Loan Banks	25,000,000	1.61	1.61	12/16/21	11/16/26	33,438	-	-	-	33,438
Federal Agencies	3130AQ7L1	Federal Home Loan Banks	25,000,000	1.61	1.61	12/16/21	11/16/26	33,438	-	-	-	33,438
Federal Agencies	3130AQJ95	Federal Home Loan Banks	25,000,000	1.65	1.65	1/14/22	12/14/26	34,271	-	-	-	34,271
Federal Agencies	3130AQJ95	Federal Home Loan Banks	25,000,000	1.65	1.65	1/14/22	12/14/26	34,271	-	-	-	34,271
Federal Agencies	3130AQJ95	Federal Home Loan Banks	25,000,000	1.65	1.65	1/14/22	12/14/26	34,271	-	-	-	34,271
Federal Agencies	3130AQJ95	Federal Home Loan Banks	25,000,000	1.65	1.65	1/14/22	12/14/26	34,271	-	-	-	34,271
Federal Agencies	3130ARB59	Federal Home Loan Banks	25,000,000	2.35	2.35	3/22/22	3/8/27	48,958	-	-	-	48,958
Federal Agencies	3130ARB59	Federal Home Loan Banks	25,000,000	2.35	2.35	3/22/22	3/8/27	48,958	-	-	-	48,958
Federal Agencies	3130ARB59	Federal Home Loan Banks	25,000,000	2.35	2.35	3/22/22	3/8/27	48,958	-	-	-	48,958
Federal Agencies	3130ARB59	Federal Home Loan Banks	25,000,000	2.35	2.35	3/22/22	3/8/27	48,958	-	-	-	48,958
Federal Agencies	3133ENRD4	Federal Farm Credit Banks Funding Corpor	48,573,000	1.68	2.18	3/16/22	3/10/27	68,002	19,434	-	-	87,436
Federal Agencies	3133ENTS9	Federal Farm Credit Banks Funding Corpor	22,500,000	2.60	2.70	4/6/22	4/5/27	48,750	1,829	-	-	50,579
Federal Agencies	3133ENTS9	Federal Farm Credit Banks Funding Corpor	24,500,000	2.60	2.71	4/6/22	4/5/27	53,083	2,089	-	-	55,172
Federal Agencies	3133ENTS9	Federal Farm Credit Banks Funding Corpor	25,000,000	2.60	2.77	4/6/22	4/5/27	54,167	3,329	-	-	57,496
Federal Agencies	3133EN2L3	Federal Farm Credit Banks Funding Corpor	4,650,000	4.13	4.14	11/17/22	5/17/27	15,984	61	-	-	16,045
Federal Agencies	3133EN2L3	Federal Farm Credit Banks Funding Corpor	5,000,000	4.13	4.14	11/17/22	5/17/27	17,188	65	-	-	17,253
Federal Agencies	3133EN2L3	Federal Farm Credit Banks Funding Corpor	21,000,000	4.13	4.14	11/17/22	5/17/27	72,188	245	-	-	72,433

Monthly Investment Earnings

Pooled Fund

Type of Investment	CUSIP	Issuer Name	Par Value	Coupon	YTM ¹	Settle Date	Maturity		Earned Interest	Amort.	Realized	Earned Income
							Date	Expense		Gain/(Loss)	/Net Earnings	
Federal Agencies	3133EN2L3	Federal Farm Credit Banks Funding Corpor	25,000,000	4.13	4.14	11/17/22	5/17/27	85,938	326	-	-	86,263
Federal Agencies	3130ASGU7	Federal Home Loan Banks	10,000,000	3.50	3.19	7/19/22	6/11/27	29,167	(2,453)	-	-	26,713
Federal Agencies	3130ASGU7	Federal Home Loan Banks	12,375,000	3.50	3.18	7/19/22	6/11/27	36,094	(3,083)	-	-	33,011
Federal Agencies	3130ASGU7	Federal Home Loan Banks	21,725,000	3.50	3.20	7/20/22	6/11/27	63,365	(5,058)	-	-	58,307
Federal Agencies	3133ENZK9	Federal Farm Credit Banks Funding Corpor	27,865,000	3.24	3.06	7/7/22	6/28/27	75,236	(3,993)	-	-	71,242
Subtotals			\$ 5,706,504,000					\$ 7,714,784	\$ 314,808	\$ -	\$ -	\$ 8,029,592
Public Time Deposits	PPFQECA11	Bridge Bank	\$ 10,000,000	3.57	3.57	9/19/22	3/20/23	\$ 30,321	\$ -	\$ -	\$ -	30,321
Public Time Deposits	PPFTL68P0	Bank of San Francisco	10,000,000	4.69	4.69	12/5/22	6/5/23	40,386	-	-	-	40,386
Public Time Deposits	PPG03UL74	Bridge Bank	10,000,000	4.72	4.72	12/19/22	6/19/23	40,088	-	-	-	40,088
Public Time Deposits	PPFTLUBP3	Bank of San Francisco	10,000,000	4.85	4.85	1/11/23	7/10/23	28,292	-	-	-	28,292
Subtotals			\$ 40,000,000					\$ 139,086	\$ -	\$ -	\$ -	\$ 139,086
Negotiable CDs	89114WVWV3	Toronto-Dominion Bank - New York Branch	\$ -	2.26	2.26	5/9/22	1/4/23	\$ 9,417	\$ -	\$ -	\$ -	9,417
Negotiable CDs	06367CTW7	Bank of Montreal - Chicago Branch	-	1.92	1.92	4/6/22	1/13/23	32,000	-	-	-	32,000
Negotiable CDs	89114WU94	Toronto-Dominion Bank - New York Branch	-	1.92	1.92	4/6/22	1/13/23	32,000	-	-	-	32,000
Negotiable CDs	06367CUZ8	Bank of Montreal - Chicago Branch	-	2.28	2.28	5/12/22	1/18/23	53,833	-	-	-	53,833
Negotiable CDs	89114WVWX9	Toronto-Dominion Bank - New York Branch	-	2.36	2.36	5/9/22	1/24/23	75,389	-	-	-	75,389
Negotiable CDs	78012U5C5	Royal Bank of Canada New York Branch	-	2.00	2.00	4/14/22	1/27/23	72,222	-	-	-	72,222
Negotiable CDs	06367CSR9	Bank of Montreal - Chicago Branch	-	1.18	1.18	3/1/22	1/30/23	47,528	-	-	-	47,528
Negotiable CDs	89114WQL2	Toronto-Dominion Bank - New York Branch	-	0.95	0.95	2/3/22	1/30/23	38,264	-	-	-	38,264
Negotiable CDs	06367CSM0	Bank of Montreal - Chicago Branch	50,000,000	1.35	1.35	2/28/22	2/13/23	58,125	-	-	-	58,125
Negotiable CDs	89114WRW7	Toronto-Dominion Bank - New York Branch	50,000,000	1.35	1.35	2/28/22	2/13/23	58,125	-	-	-	58,125
Negotiable CDs	89114WUU7	Toronto-Dominion Bank - New York Branch	50,000,000	2.16	2.16	4/12/22	2/27/23	93,000	-	-	-	93,000
Negotiable CDs	89114WUU7	Toronto-Dominion Bank - New York Branch	50,000,000	2.16	2.16	4/12/22	2/27/23	93,000	-	-	-	93,000
Negotiable CDs	06367CV46	Bank of Montreal - Chicago Branch	50,000,000	2.60	2.60	5/17/22	3/27/23	111,944	-	-	-	111,944
Negotiable CDs	78012U5Z4	Royal Bank of Canada New York Branch	50,000,000	2.58	2.58	5/24/22	3/27/23	111,083	-	-	-	111,083
Negotiable CDs	65602Y3E8	Norinchukin Bank - New York Branch	50,000,000	5.20	5.20	11/9/22	5/8/23	223,889	-	-	-	223,889
Negotiable CDs	78012U6W0	Royal Bank of Canada New York Branch	50,000,000	3.71	3.71	6/21/22	6/15/23	159,736	-	-	-	159,736
Negotiable CDs	78012U7H2	Royal Bank of Canada New York Branch	50,000,000	3.68	3.68	6/28/22	6/15/23	158,444	-	-	-	158,444
Negotiable CDs	89115B3A6	Toronto-Dominion Bank - New York Branch	50,000,000	3.60	3.60	7/5/22	6/15/23	155,000	-	-	-	155,000
Negotiable CDs	89115B3A6	Toronto-Dominion Bank - New York Branch	50,000,000	3.60	3.60	7/5/22	6/15/23	155,000	-	-	-	155,000
Negotiable CDs	06367CX51	Bank of Montreal - Chicago Branch	50,000,000	3.92	3.92	7/21/22	6/30/23	168,778	-	-	-	168,778
Negotiable CDs	89115BAW0	Toronto-Dominion Bank - New York Branch	50,000,000	3.90	3.90	7/19/22	6/30/23	167,917	-	-	-	167,917
Negotiable CDs	06367CWT0	Bank of Montreal - Chicago Branch	50,000,000	3.75	3.75	7/12/22	7/3/23	161,458	-	-	-	161,458
Negotiable CDs	06367CXA0	Bank of Montreal - Chicago Branch	50,000,000	3.84	3.84	7/27/22	7/3/23	165,333	-	-	-	165,333
Negotiable CDs	06367D2M6	Bank of Montreal - Chicago Branch	50,000,000	5.30	5.30	12/5/22	7/3/23	228,194	-	-	-	228,194
Negotiable CDs	06417MB87	Bank of Nova Scotia - Houston Branch	50,000,000	3.73	3.73	8/1/22	7/3/23	160,597	-	-	-	160,597
Negotiable CDs	78015J3N5	Royal Bank of Canada New York Branch	50,000,000	3.73	3.73	7/12/22	7/3/23	160,597	-	-	-	160,597
Negotiable CDs	78015JAJ6	Royal Bank of Canada New York Branch	50,000,000	4.02	4.02	8/8/22	7/3/23	173,083	-	-	-	173,083
Negotiable CDs	06367CXR3	Bank of Montreal - Chicago Branch	50,000,000	4.23	4.23	9/1/22	8/28/23	182,125	-	-	-	182,125
Negotiable CDs	78015JFJ1	Royal Bank of Canada New York Branch	50,000,000	4.75	4.75	9/20/22	9/20/23	204,514	-	-	-	204,514
Negotiable CDs	06367CY27	Bank of Montreal - Chicago Branch	50,000,000	4.80	4.80	10/3/22	9/22/23	206,667	-	-	-	206,667
Negotiable CDs	78015JHJ9	Royal Bank of Canada New York Branch	50,000,000	4.81	4.81	9/30/22	9/22/23	207,097	-	-	-	207,097
Negotiable CDs	06367CXX0	Bank of Montreal - Chicago Branch	50,000,000	4.82	4.82	9/28/22	9/25/23	207,528	-	-	-	207,528
Negotiable CDs	78015JH67	Royal Bank of Canada New York Branch	50,000,000	4.76	4.76	9/28/22	9/25/23	204,944	-	-	-	204,944
Negotiable CDs	06367CYA9	Bank of Montreal - Chicago Branch	50,000,000	4.97	4.97	10/6/22	10/6/23	213,986	-	-	-	213,986
Negotiable CDs	78015JMJ3	Royal Bank of Canada New York Branch	50,000,000	5.46	5.46	11/16/22	10/23/23	235,083	-	-	-	235,083
Negotiable CDs	89115BC73	Toronto-Dominion Bank - New York Branch	50,000,000	5.57	5.57	11/2/22	10/23/23	239,819	-	-	-	239,819
Negotiable CDs	13606KRZ1	Canadian Imperial Bank of Commerce (Nev	50,000,000	5.32	5.32	1/10/23	11/6/23	162,556	-	-	-	162,556
Negotiable CDs	89115BJX9	Toronto-Dominion Bank - New York Branch	50,000,000	5.51	5.51	12/2/22	11/20/23	237,236	-	-	-	237,236
Negotiable CDs	06417MN84	Bank of Nova Scotia - Houston Branch	50,000,000	5.50	5.50	12/5/22	11/21/23	236,806	-	-	-	236,806
Negotiable CDs	78015JPE1	Royal Bank of Canada New York Branch	50,000,000	5.37	5.37	12/19/22	12/18/23	231,208	-	-	-	231,208
Negotiable CDs	78015JRE9	Royal Bank of Canada New York Branch	50,000,000	5.43	5.43	1/5/23	12/29/23	203,625	-	-	-	203,625

Monthly Investment Earnings

Pooled Fund

Type of Investment	CUSIP	Issuer Name	Par Value	Coupon	YTM ¹	Settle Date	Maturity		Earned Interest	Amort.	Realized	Earned Income
							Date	Date		Expense	Gain/(Loss)	/Net Earnings
Negotiable CDs	78015JRE9	Royal Bank of Canada New York Branch	50,000,000	5.43	5.43	1/5/23	12/29/23	203,625	-	-	203,625	
Negotiable CDs	89115BPP0	Toronto-Dominion Bank - New York Branch	50,000,000	5.43	5.43	1/5/23	1/3/24	203,625	-	-	203,625	
Negotiable CDs	89115BPF1	Toronto-Dominion Bank - New York Branch	50,000,000	5.43	5.43	1/5/23	1/5/24	203,625	-	-	203,625	
Negotiable CDs	06367D3V5	Bank of Montreal - Chicago Branch	20,000,000	5.24	5.24	1/13/23	1/12/24	55,311	-	-	55,311	
Negotiable CDs	06367D3V5	Bank of Montreal - Chicago Branch	50,000,000	5.24	5.24	1/13/23	1/12/24	138,278	-	-	138,278	
Negotiable CDs	89115BQB9	Toronto-Dominion Bank - New York Branch	50,000,000	5.24	5.24	1/17/23	1/17/24	109,167	-	-	109,167	
Negotiable CDs	89115BST8	Toronto-Dominion Bank - New York Branch	50,000,000	5.21	5.21	1/30/23	1/29/24	14,472	-	-	14,472	
Negotiable CDs	89115BST8	Toronto-Dominion Bank - New York Branch	50,000,000	5.21	5.21	1/30/23	1/29/24	14,472	-	-	14,472	
Subtotals			\$ 2,020,000,000					\$ 7,039,728	\$ -	\$ -	\$ 7,039,728	
Commercial Paper	62479MN66	MUFG Bank - New York Branch	\$ -	0.00	0.00	12/6/22	1/6/23	\$ -	\$ 28,611	\$ -	\$ 28,611	
Commercial Paper	62479MQD8	MUFG Bank - New York Branch	50,000,000	0.00	4.79	12/5/22	3/13/23	-	202,361	-	202,361	
Commercial Paper	89233HQD9	Toyota Motor Credit Corporation	50,000,000	0.00	4.63	11/15/22	3/13/23	-	195,472	-	195,472	
Commercial Paper	62479MTG8	MUFG Bank - New York Branch	50,000,000	0.00	5.15	12/19/22	6/16/23	-	216,139	-	216,139	
Commercial Paper	62479MTW3	MUFG Bank - New York Branch	50,000,000	0.00	5.16	12/21/22	6/30/23	-	216,569	-	216,569	
Commercial Paper	62479MTW3	MUFG Bank - New York Branch	50,000,000	0.00	5.16	12/21/22	6/30/23	-	216,569	-	216,569	
Commercial Paper	89233HTW4	Toyota Motor Credit Corporation	50,000,000	0.00	4.66	10/3/22	6/30/23	-	195,042	-	195,042	
Commercial Paper	89233HTW4	Toyota Motor Credit Corporation	50,000,000	0.00	5.28	11/2/22	6/30/23	-	220,444	-	220,444	
Commercial Paper	89233HTW4	Toyota Motor Credit Corporation	50,000,000	0.00	5.31	11/8/22	6/30/23	-	221,736	-	221,736	
Commercial Paper	62479MUJ35	MUFG Bank - New York Branch	50,000,000	0.00	5.23	12/5/22	7/3/23	-	219,153	-	219,153	
Commercial Paper	62479MVE0	MUFG Bank - New York Branch	50,000,000	0.00	5.05	1/30/23	8/14/23	-	13,667	-	13,667	
Commercial Paper	62479MVU4	MUFG Bank - New York Branch	50,000,000	0.00	5.12	1/17/23	8/28/23	-	103,750	-	103,750	
Subtotals			\$ 550,000,000					\$ -	\$ 2,049,514	\$ -	\$ 2,049,514	
Money Market Funds	262006208	Dreyfus Government Cash Management Ft	\$ 687,261,852	4.44	4.23	1/31/23	2/1/23	\$ 2,639,633	\$ -	\$ -	\$ 2,639,633	
Money Market Funds	608919718	Money Market Obligations Trust - Federate	12,805,474	4.41	4.20	1/31/23	2/1/23	935,272	-	-	935,272	
Money Market Funds	09248U718	BlackRock Liquidity Funds - T-Fund	15,140,850	4.31	4.08	1/31/23	2/1/23	52,047	-	-	52,047	
Money Market Funds	31607A703	Fidelity Colchester Street Trust - Governme	149,243,645	4.47	4.24	1/31/23	2/1/23	297,789	-	-	297,789	
Money Market Funds	61747C319	Morgan Stanley Institutional Liquidity Funds	10,595,450	4.34	4.13	1/31/23	2/1/23	59,567	-	-	59,567	
Money Market Funds	85749T517	State Street Institutional U.S. Government I	508,717,085	4.35	4.15	1/31/23	2/1/23	1,774,012	-	-	1,774,012	
Subtotals			\$ 1,383,764,355					\$ 5,758,320	\$ -	\$ -	\$ 5,758,320	
Supranationals	459058JV6	International Bank for Reconstruction and C	\$ 100,000,000	0.13	0.23	4/20/21	4/20/23	\$ 10,500	\$ 8,790	\$ -	\$ 19,290	
Supranationals	4581X0CC0	Inter-American Development Bank	25,756,000	3.00	0.66	12/15/21	10/4/23	64,390	(50,964)	-	13,426	
Supranationals	45906M3B5	International Bank for Reconstruction and C	100,000,000	1.98	1.98	3/23/22	6/14/24	165,000	-	-	165,000	
Supranationals	4581X0EE4	Inter-American Development Bank	30,000,000	3.25	3.26	7/1/22	7/1/24	81,250	127	-	81,377	
Supranationals	4581X0EE4	Inter-American Development Bank	50,000,000	3.25	3.26	7/1/22	7/1/24	135,417	212	-	135,629	
Supranationals	459056HV2	International Bank for Reconstruction and C	50,000,000	1.50	0.79	11/2/21	8/28/24	62,500	(29,623)	-	32,877	
Supranationals	4581X0DZ8	Inter-American Development Bank	50,000,000	0.50	0.78	11/4/21	9/23/24	20,833	11,897	-	32,730	
Supranationals	45950VQG4	International Finance Corporation	10,000,000	0.44	0.72	10/22/21	9/23/24	3,667	2,362	-	6,029	
Supranationals	4581X0CM8	Inter-American Development Bank	100,000,000	2.13	0.58	4/26/21	1/15/25	177,083	(129,379)	-	47,704	
Supranationals	459058JB0	International Bank for Reconstruction and C	40,000,000	0.63	0.57	7/23/21	4/22/25	20,867	(1,947)	-	18,919	
Supranationals	4581X0DN5	Inter-American Development Bank	28,900,000	0.63	0.99	11/1/21	7/15/25	15,052	8,734	-	23,786	
Supranationals	45950VRU2	International Finance Corporation	50,000,000	4.02	4.02	1/26/23	1/26/26	27,938	-	-	27,938	
Supranationals	45950VRU2	International Finance Corporation	50,000,000	4.02	4.02	1/26/23	1/26/26	27,938	-	-	27,938	
Supranationals	45818WDG8	Inter-American Development Bank	19,500,000	0.82	0.75	8/25/21	2/27/26	13,325	(1,071)	-	12,254	
Subtotals			\$ 704,156,000					\$ 825,759	\$ (180,863)	\$ -	\$ 644,896	
Grand Totals			\$14,479,424,355					\$ 24,555,948	\$ 2,006,902	\$ -	\$ 26,562,850	

¹ Yield to maturity is calculated at purchase

Investment Transactions

Pooled Fund

For month ended January 31, 2023

Transaction	Settle	Maturity	Type of Investment	Issuer Name	CUSIP	Par Value	Coupon	YTM	Price	Interest	Transaction Amount
Purchase	1/3/23	2/1/23	Money Market Funds	BlackRock Liquidity Funds - T-Func	09248U718	\$ 48,812	4.31	4.04	\$ 1.00	\$ -	\$ (48,812)
Purchase	1/5/23	12/29/23	Negotiable CDs	Royal Bank of Canada New York B	78015JRE9	50,000,000	5.43	5.43	100.00	-	(50,000,000)
Purchase	1/5/23	12/29/23	Negotiable CDs	Royal Bank of Canada New York B	78015JRE9	50,000,000	5.43	5.43	100.00	-	(50,000,000)
Purchase	1/5/23	1/3/24	Negotiable CDs	Toronto-Dominion Bank - New York	89115BPP0	50,000,000	5.43	5.43	100.00	-	(50,000,000)
Purchase	1/5/23	1/5/24	Negotiable CDs	Toronto-Dominion Bank - New York	89115BPF1	50,000,000	5.43	5.43	100.00	-	(50,000,000)
Purchase	1/6/23	2/1/23	Money Market Funds	Money Market Obligations Trust - F	608919718	30,000,000	4.41	4.15	1.00	-	(30,000,000)
Purchase	1/9/23	3/1/23	Federal Agencies	Federal Home Loan Banks	313384CM9	50,000,000	0.00	4.34	99.38	-	(49,687,625)
Purchase	1/10/23	11/6/23	Negotiable CDs	Canadian Imperial Bank of Comme	13606KRZ1	50,000,000	5.32	5.32	100.00	-	(50,000,000)
Purchase	1/10/23	2/1/23	Federal Agencies	Federal Home Loan Banks	313384BH1	10,400,000	0.00	3.99	99.75	-	(10,373,497)
Purchase	1/11/23	7/10/23	Public Time Deposits	Bank of San Francisco	PPFTLUBP3	10,000,000	4.85	4.85	100.00	-	(10,000,000)
Purchase	1/12/23	2/1/23	Money Market Funds	Fidelity Colchester Street Trust - Gc	31607A703	30,000,000	4.47	4.18	1.00	-	(30,000,000)
Purchase	1/13/23	1/13/26	Federal Agencies	Federal Farm Credit Banks Fundinç	3133EN6A3	30,000,000	4.00	4.03	99.92	-	(29,977,200)
Purchase	1/13/23	1/13/26	Federal Agencies	Federal Farm Credit Banks Fundinç	3133EN6A3	20,000,000	4.00	4.03	99.91	-	(19,982,400)
Purchase	1/13/23	1/12/24	Negotiable CDs	Bank of Montreal - Chicago Branch	06367D3V5	50,000,000	5.24	5.24	100.00	-	(50,000,000)
Purchase	1/13/23	1/12/24	Negotiable CDs	Bank of Montreal - Chicago Branch	06367D3V5	20,000,000	5.24	5.24	100.00	-	(20,000,000)
Purchase	1/17/23	8/28/23	Commercial Paper	MUFG Bank - New York Branch	62479MVU4	50,000,000	0.00	5.14	96.92	-	(48,457,583)
Purchase	1/17/23	1/17/23	Negotiable CDs	Toronto-Dominion Bank - New York	89115BQB9	50,000,000	5.24	5.54	100.00	-	(50,000,000)
Purchase	1/19/23	2/1/23	Money Market Funds	Fidelity Colchester Street Trust - Gc	31607A703	40,000,000	4.47	4.19	1.00	-	(40,000,000)
Purchase	1/24/23	2/1/23	Money Market Funds	Fidelity Colchester Street Trust - Gc	31607A703	75,000,000	4.47	4.21	1.00	-	(75,000,000)
Purchase	1/26/23	6/26/23	Federal Agencies	Federal Home Loan Banks	3130AUNE0	29,000,000	4.78	4.78	100.00	-	(29,000,000)
Purchase	1/26/23	1/26/26	Supranationals	International Finance Corporation	45950VRU2	50,000,000	4.02	4.02	100.00	-	(50,000,000)
Purchase	1/26/23	1/26/26	Supranationals	International Finance Corporation	45950VRU2	50,000,000	4.02	4.02	100.00	-	(50,000,000)
Purchase	1/30/23	8/14/23	Commercial Paper	MUFG Bank - New York Branch	62479MVE0	50,000,000	0.00	4.89	97.32	-	(48,660,667)
Purchase	1/30/23	1/29/24	Negotiable CDs	Toronto-Dominion Bank - New York	89115BST8	50,000,000	5.21	5.34	100.00	-	(50,000,000)
Purchase	1/30/23	1/29/24	Negotiable CDs	Toronto-Dominion Bank - New York	89115BST8	50,000,000	5.21	5.34	100.00	-	(50,000,000)
Purchase	1/30/23	2/1/23	Money Market Funds	Fidelity Colchester Street Trust - Gc	31607A703	10,000,000	4.47	4.24	1.00	-	(10,000,000)
Purchase	1/31/23	2/1/23	Money Market Funds	Morgan Stanley Institutional Liquidit	61747C319	59,567	4.34	4.13	1.00	-	(59,567)
Purchase	1/31/23	2/1/23	Money Market Funds	Dreyfus Government Cash Manage	262006208	2,639,633	4.44	4.23	1.00	-	(2,639,633)
Purchase	1/31/23	2/1/23	Money Market Funds	Fidelity Colchester Street Trust - Gc	31607A703	297,789	4.47	4.24	1.00	-	(297,789)
Purchase	1/31/23	2/1/23	Money Market Funds	Money Market Obligations Trust - F	608919718	935,272	4.41	4.20	1.00	-	(935,272)
Purchase	1/31/23	2/1/23	Money Market Funds	State Street Institutional U.S. Gover	85749T517	1,774,012	4.35	4.15	1.00	-	(1,774,012)
Subtotals						\$ 1,010,155,084	4.10	4.83	\$ 80.98	\$ -	\$ (1,006,894,056)
Sale	1/3/23	2/1/23	Money Market Funds	Fidelity Colchester Street Trust - Gc	31607A703	\$ (55,000,000)	4.47	4.12	\$ 1.00	\$ -	\$ 55,000,000
Sale	1/3/23	2/1/23	Money Market Funds	Money Market Obligations Trust - F	608919718	(50,000,000)	4.41	4.16	1.00	-	50,000,000
Sale	1/5/23	2/1/23	Money Market Funds	Morgan Stanley Institutional Liquidit	61747C319	(50,000,000)	4.34	4.12	1.00	-	50,000,000
Sale	1/5/23	2/1/23	Money Market Funds	Money Market Obligations Trust - F	608919718	(165,000,000)	4.41	4.15	1.00	-	165,000,000
Sale	1/9/23	2/1/23	Money Market Funds	Money Market Obligations Trust - F	608919718	(90,000,000)	4.41	4.15	1.00	-	90,000,000
Sale	1/10/23	2/1/23	Money Market Funds	Money Market Obligations Trust - F	608919718	(68,000,000)	4.41	4.15	1.00	-	68,000,000
Sale	1/11/23	2/1/23	Money Market Funds	Money Market Obligations Trust - F	608919718	(32,000,000)	4.41	4.16	1.00	-	32,000,000
Sale	1/13/23	2/1/23	Money Market Funds	Money Market Obligations Trust - F	608919718	(122,000,000)	4.41	4.16	1.00	-	122,000,000
Sale	1/17/23	2/1/23	Money Market Funds	Money Market Obligations Trust - F	608919718	(73,000,000)	4.41	4.16	1.00	-	73,000,000
Sale	1/18/23	2/1/23	Money Market Funds	Money Market Obligations Trust - F	608919718	(8,000,000)	4.41	4.16	1.00	-	8,000,000
Sale	1/20/23	2/1/23	Money Market Funds	Money Market Obligations Trust - F	608919718	(60,000,000)	4.41	4.17	1.00	-	60,000,000
Sale	1/23/23	2/1/23	Money Market Funds	Money Market Obligations Trust - F	608919718	(25,000,000)	4.41	4.17	1.00	-	25,000,000
Sale	1/26/23	2/1/23	Money Market Funds	Dreyfus Government Cash Manage	262006208	(55,000,000)	4.44	4.22	1.00	-	55,000,000
Sale	1/26/23	2/1/23	Money Market Funds	Fidelity Colchester Street Trust - Gc	31607A703	(37,000,000)	4.47	4.21	1.00	-	37,000,000
Sale	1/26/23	2/1/23	Money Market Funds	Money Market Obligations Trust - F	608919718	(45,000,000)	4.41	4.17	1.00	-	45,000,000
Sale	1/31/23	2/1/23	Money Market Funds	Dreyfus Government Cash Manage	262006208	(10,000,000)	4.44	4.23	1.00	-	10,000,000
Subtotals						\$ (945,000,000)	4.41	4.16	\$ 1.00	\$ -	\$ 945,000,000
Maturity	1/4/23	1/4/23	Negotiable CDs	Toronto-Dominion Bank - New York	89114WWWV3	\$ (50,000,000)	2.26	4.28	\$ 100.00	\$ -	\$ 50,000,000
Maturity	1/6/23	1/6/23	Commercial Paper	MUFG Bank - New York Branch	62479MN66	(50,000,000)	0.00	4.39	100.00	-	50,000,000
Maturity	1/13/23	1/13/23	Negotiable CDs	Bank of Montreal - Chicago Branch	06367CTW7	(50,000,000)	1.92	4.30	100.00	-	50,000,000
Maturity	1/13/23	1/13/23	Negotiable CDs	Toronto-Dominion Bank - New York	89114WU94	(50,000,000)	1.92	4.30	100.00	-	50,000,000

Investment Transactions

Pooled Fund

Transaction	Settle	Maturity	Type of Investment	Issuer Name	CUSIP	Par Value	Coupon	YTM	Price	Interest	Transaction Amount
Maturity	1/18/23	1/18/23	Negotiable CDs	Bank of Montreal - Chicago Branch	06367CUZ8	(50,000,000)	2.28	4.30	100.00	-	50,000,000
Maturity	1/19/23	1/19/23	Federal Agencies	Federal Farm Credit Banks Funding	3133EMWK4	(60,000,000)	0.14	4.60	100.00	-	60,000,000
Maturity	1/23/23	1/23/23	Federal Agencies	Federal Farm Credit Banks Funding	3133ELJH8	(10,140,000)	1.60	2.60	100.00	-	10,140,000
Maturity	1/24/23	1/24/23	Negotiable CDs	Toronto-Dominion Bank - New York	89114WWWX9	(50,000,000)	2.36	4.30	100.00	-	50,000,000
Maturity	1/27/23	1/27/23	Negotiable CDs	Royal Bank of Canada New York B	78012U5C5	(50,000,000)	2.00	4.31	100.00	-	50,000,000
Maturity	1/30/23	1/30/23	Negotiable CDs	Toronto-Dominion Bank - New York	89114WQL2	(50,000,000)	0.95	11.00	100.00	-	50,000,000
Maturity	1/30/23	1/30/23	Negotiable CDs	Bank of Montreal - Chicago Branch	06367CSR9	(50,000,000)	1.18	10.54	100.00	-	50,000,000
Subtotals						\$ (520,140,000)	1.48	5.55	\$ 100.00	\$ -	\$ 520,140,000
Interest	1/3/23	7/1/24	Supranationals	Inter-American Development Bank	4581X0EE4	---	3.25	4.70	---	\$ -	1,300,000
Interest	1/3/23	6/30/25	U.S. Treasuries	United States Department of The	Ti912828ZW3	---	0.25	4.23	---	-	562,500
Interest	1/3/23	6/30/23	U.S. Treasuries	United States Department of The	Ti91282CCK5	---	0.13	4.68	---	-	31,250
Interest	1/3/23	12/31/25	U.S. Treasuries	United States Department of The	Ti91282CBC4	---	0.38	4.15	---	-	187,500
Interest	1/3/23	6/30/26	U.S. Treasuries	United States Department of The	Ti91282CCJ8	---	0.88	4.11	---	-	1,968,750
Interest	1/3/23	12/31/24	U.S. Treasuries	United States Department of The	Ti912828YY0	---	1.75	4.42	---	-	437,500
Interest	1/3/23	6/30/23	U.S. Treasuries	United States Department of The	Ti912828S35	---	1.38	4.62	---	-	687,500
Interest	1/3/23	12/31/26	U.S. Treasuries	United States Department of The	Ti91282CDQ1	---	1.25	4.07	---	-	312,500
Interest	1/3/23	2/1/23	Money Market Funds	BlackRock Liquidity Funds - T-Func	09248U718	---	4.31	4.04	---	-	48,812
Interest	1/4/23	1/4/23	Negotiable CDs	Toronto-Dominion Bank - New York	89114WWWV3	---	2.26	4.28	---	-	753,333
Interest	1/6/23	1/6/25	Federal Agencies	Federal Farm Credit Banks Funding	3133ENKS8	---	1.13	4.28	---	-	393,750
Interest	1/9/23	1/7/25	Federal Agencies	Federal National Mortgage Associa	3135G0X24	---	1.63	4.26	---	-	317,363
Interest	1/9/23	7/8/24	Federal Agencies	Federal Home Loan Banks	3130ASME6	---	3.00	4.48	---	-	637,500
Interest	1/9/23	1/8/24	Federal Agencies	Federal Home Loan Banks	3130AU4V3	---	4.80	4.67	---	-	144,000
Interest	1/10/23	1/10/25	Federal Agencies	Federal Farm Credit Banks Funding	3133ENZ37	---	4.88	4.27	---	-	406,250
Interest	1/13/23	7/13/26	Federal Agencies	Federal Home Loan Banks	3130ANNM8	---	1.05	4.12	---	-	525,000
Interest	1/13/23	1/13/23	Negotiable CDs	Bank of Montreal - Chicago Branch	06367CTW7	---	1.92	4.30	---	-	752,000
Interest	1/13/23	1/13/23	Negotiable CDs	Toronto-Dominion Bank - New York	89114WU94	---	1.92	4.30	---	-	752,000
Interest	1/17/23	7/14/23	Federal Agencies	Federal Farm Credit Banks Funding	3133EMS37	---	0.13	4.73	---	-	62,500
Interest	1/17/23	12/14/26	Federal Agencies	Federal Home Loan Banks	3130AQJ95	---	1.65	4.03	---	-	822,500
Interest	1/17/23	7/15/25	Supranationals	Inter-American Development Bank	4581X0DN5	---	0.63	4.10	---	-	90,313
Interest	1/17/23	1/15/25	Supranationals	Inter-American Development Bank	4581X0CM8	---	2.13	4.31	---	-	1,062,500
Interest	1/17/23	7/15/24	U.S. Treasuries	United States Department of The	Ti91282CCL3	---	0.38	4.49	---	-	281,250
Interest	1/18/23	1/18/23	Negotiable CDs	Bank of Montreal - Chicago Branch	06367CUZ8	---	2.28	4.30	---	-	794,833
Interest	1/18/23	1/18/24	Federal Agencies	Federal Farm Credit Banks Funding	3133ENLF5	---	0.90	4.58	---	-	278,352
Interest	1/19/23	1/19/23	Federal Agencies	Federal Farm Credit Banks Funding	3133EMWK4	---	0.14	4.60	---	-	42,000
Interest	1/23/23	1/23/23	Federal Agencies	Federal Farm Credit Banks Funding	3133ELJH8	---	1.60	2.60	---	-	81,120
Interest	1/23/23	7/23/24	Federal Agencies	Federal Farm Credit Banks Funding	3133EMV25	---	0.45	4.56	---	-	112,500
Interest	1/24/23	1/24/23	Negotiable CDs	Toronto-Dominion Bank - New York	89114WWWX9	---	2.36	4.30	---	-	852,222
Interest	1/24/23	7/24/23	Federal Agencies	Federal Farm Credit Banks Funding	3133ENEY2	---	0.45	4.82	---	-	112,500
Interest	1/27/23	7/27/26	Federal Agencies	Federal Home Loan Banks	3130ANMP2	---	1.07	4.13	---	-	535,000
Interest	1/27/23	1/27/23	Negotiable CDs	Royal Bank of Canada New York B	78012U5C5	---	2.00	4.31	---	-	800,000
Interest	1/30/23	1/30/23	Negotiable CDs	Toronto-Dominion Bank - New York	89114WQL2	---	0.95	11.00	---	-	476,319
Interest	1/30/23	1/30/23	Negotiable CDs	Bank of Montreal - Chicago Branch	06367CSR9	---	1.18	10.54	---	-	549,028
Interest	1/31/23	2/1/23	Money Market Funds	Morgan Stanley Institutional Liquidit	61747C319	---	4.34	4.13	---	-	59,567
Interest	1/31/23	1/31/24	U.S. Treasuries	United States Department of The	Ti91282CDV0	---	0.88	4.79	---	-	437,500
Interest	1/31/23	7/31/24	U.S. Treasuries	United States Department of The	Ti912828Y87	---	1.75	4.55	---	-	437,500
Interest	1/31/23	1/31/24	U.S. Treasuries	United States Department of The	Ti9128285Z9	---	2.50	4.78	---	-	625,000
Interest	1/31/23	1/31/25	U.S. Treasuries	United States Department of The	Ti912828Z52	---	1.38	4.22	---	-	687,500
Interest	1/31/23	7/31/25	U.S. Treasuries	United States Department of The	Ti91282CAB7	---	0.25	4.02	---	-	125,000
Interest	1/31/23	7/31/23	U.S. Treasuries	United States Department of The	Ti912828S92	---	1.25	4.80	---	-	625,000
Interest	1/31/23	2/1/23	Money Market Funds	Dreyfus Government Cash Manage	262006208	---	4.44	4.23	---	-	2,639,633
Interest	1/31/23	2/1/23	Money Market Funds	Fidelity Colchester Street Trust - Gr	31607A703	---	4.47	4.24	---	-	297,789
Interest	1/31/23	2/1/23	Money Market Funds	Money Market Obligations Trust - F	608919718	---	4.41	4.20	---	-	935,272
Interest	1/31/23	2/1/23	Money Market Funds	State Street Institutional U.S. Gover	85749T517	---	4.35	4.15	---	-	1,774,012
Subtotals						\$ -	2.33	4.57	\$ -	\$ -	\$ 25,814,217
Grand Totals		31	Purchases								
		(16)	Sales								
		(11)	Maturities / Calls								
		4	Change in number of positions								