

**Office of the Treasurer & Tax Collector
City and County of San Francisco**



José Cisneros, Treasurer

Tajel Shah, Chief Assistant Treasurer
Hubert R White, III CFA, CTP, Chief Investment Officer

Investment Report for the month of July 2023

August 15, 2023

**The Honorable London N. Breed
Mayor of San Francisco
City Hall, Room 200
1 Dr. Carlton B. Goodlett Place
San Francisco, CA 94102-4638**

**The Honorable Board of Supervisors
City and County of San Francisco
City Hall, Room 244
1 Dr. Carlton B. Goodlett Place
San Francisco, CA 94102-4638**

Colleagues,

In accordance with the provisions of California State Government Code, Section 53646, we forward this report detailing the City's pooled fund portfolio as of July 31, 2023. These investments provide sufficient liquidity to meet expenditure requirements for the next six months and are in compliance with our statement of investment policy and California Code.

This correspondence and its attachments show the investment activity for the month of July 2023 for the portfolios under the Treasurer's management. All pricing and valuation data is obtained from Interactive Data Corporation.

CCSF Pooled Fund Investment Earnings Statistics *

<i>(in \$ million)</i>	Current Month		Prior Month	
	Fiscal YTD	July 2023	Fiscal YTD	June 2023
Average Daily Balance	\$ 15,658	\$ 15,658	\$ 14,872	\$ 16,788
Net Earnings	40.07	40.07	315.20	41.60
Earned Income Return	3.02%	3.02%	2.12%	3.01%

CCSF Pooled Fund Statistics *

<i>(in \$ million)</i>	% of Portfolio	Book Value	Market Value	Wtd. Avg. Coupon	Wtd. Avg. YTM	WAM
U.S. Treasuries	21.90%	\$ 3,519.9	\$ 3,282.8	1.03%	1.13%	782
Federal Agencies	45.61%	7,068.6	6,838.9	2.73%	3.37%	664
Public Time Deposits	0.27%	40.0	40.0	6.26%	6.26%	171
Negotiable CDs	13.12%	1,970.0	1,967.7	6.22%	6.22%	203
Commercial Paper	2.33%	348.7	348.6	0.00%	5.93%	31
Money Market Funds	12.68%	1,901.2	1,901.2	0.00%	0.00%	0
Supranationals	4.09%	638.5	613.8	0.88%	2.31%	627
Totals	100.0%	\$ 15,486.9	\$ 14,993.0	2.41%	2.85%	528

In the remainder of this report, we provide additional information and analytics at the security-level and portfolio-level, as recommended by the California Debt and Investment Advisory Commission.

Respectfully,

**José Cisneros
Treasurer**

cc: Treasury Oversight Committee: Aimee Brown, Kevin Kone, Brenda Kwee McNulty
Ben Rosenfield - Controller, Office of the Controller
Mark de la Rosa - Director of Audits, Office of the Controller
Mayor's Office of Public Policy and Finance
San Francisco County Transportation Authority
San Francisco Public Library
San Francisco Health Service System

Portfolio Summary

Pooled Fund

As of July 31, 2023

<i>(in \$ million)</i>							
Security Type	Par Value	Book Value	Market Value	Market/Book Price	Current % Allocation	Max. Policy Allocation	Compliant?
U.S. Treasuries	\$ 3,525.0	\$ 3,519.9	\$ 3,282.8	93.26	22.73%	100%	Yes
Federal Agencies	7,077.0	7,068.6	6,838.9	96.75	45.64%	100%	Yes
State & Local Government							
Agency Obligations	-	-	-	-	0.00%	20%	Yes
Public Time Deposits	40.0	40.0	40.0	100.00	0.26%	100%	Yes
Negotiable CDs	1,970.0	1,970.0	1,967.7	99.88	12.72%	30%	Yes
Bankers Acceptances	-	-	-	-	0.00%	40%	Yes
Commercial Paper	350.0	348.7	348.6	99.98	2.25%	25%	Yes
Medium Term Notes	-	-	-	-	0.00%	30%	Yes
Repurchase Agreements	-	-	-	-	0.00%	10%	Yes
Reverse Repurchase/ Securities Lending Agreements	-	-	-	-	0.00%	\$75mm	Yes
Money Market Funds - Government	1,901.2	1,901.2	1,901.2	100.00	12.28%	20%	Yes
LAIF	-	-	-	-	0.00%	\$50mm	Yes
Supranationals	636.2	638.5	613.8	96.13	4.12%	30%	Yes
TOTAL	\$ 15,499.4	\$ 15,486.9	\$ 14,993.0	96.81	100.00%	-	Yes

The City and County of San Francisco uses the following methodology to determine compliance: Compliance is pre-trade and calculated on a book value basis of the overall portfolio value. Cash balances are included in the City's compliance calculations.

Please note the information in this report does not include cash balances. Due to fluctuations in the market value of the securities held in the Pooled Fund and changes in the City's cash position, the allocation limits may be exceeded on a post-trade compliance basis. In these instances, no compliance violation has occurred, as the policy limits were not exceeded prior to trade execution. The full Investment Policy can be found at <https://sftreasurer.org/banking-investments/investments>

Totals may not add due to rounding.

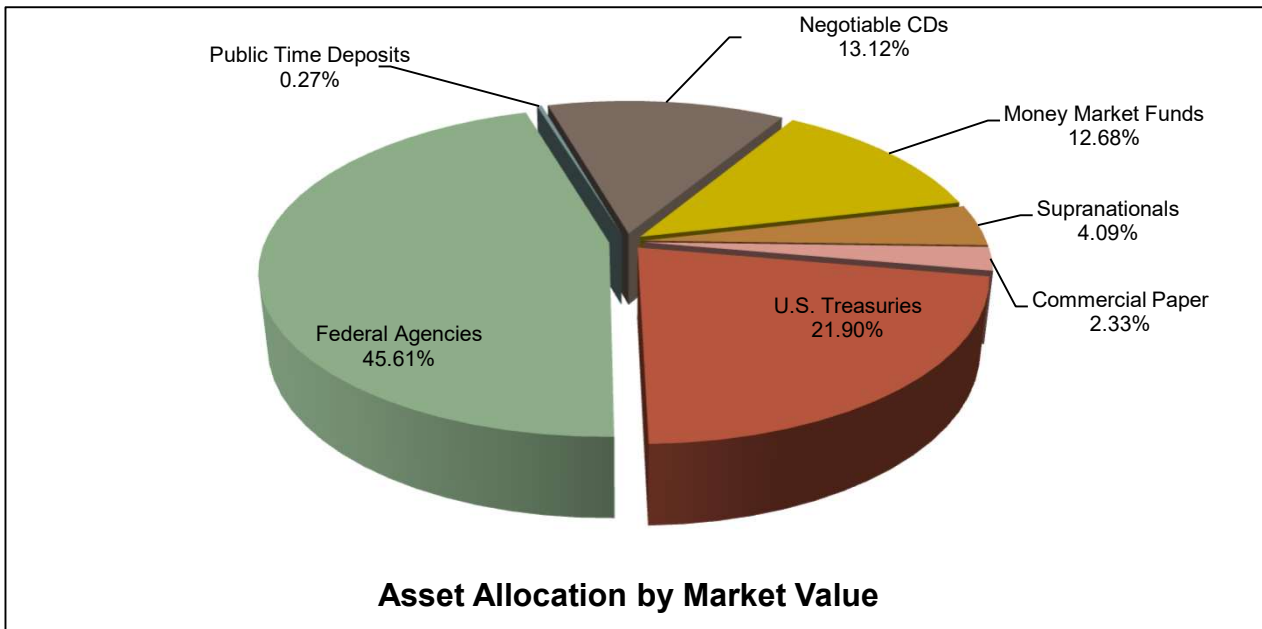
City and County of San Francisco

Pooled Fund Portfolio Statistics

For the month ended July 31, 2023

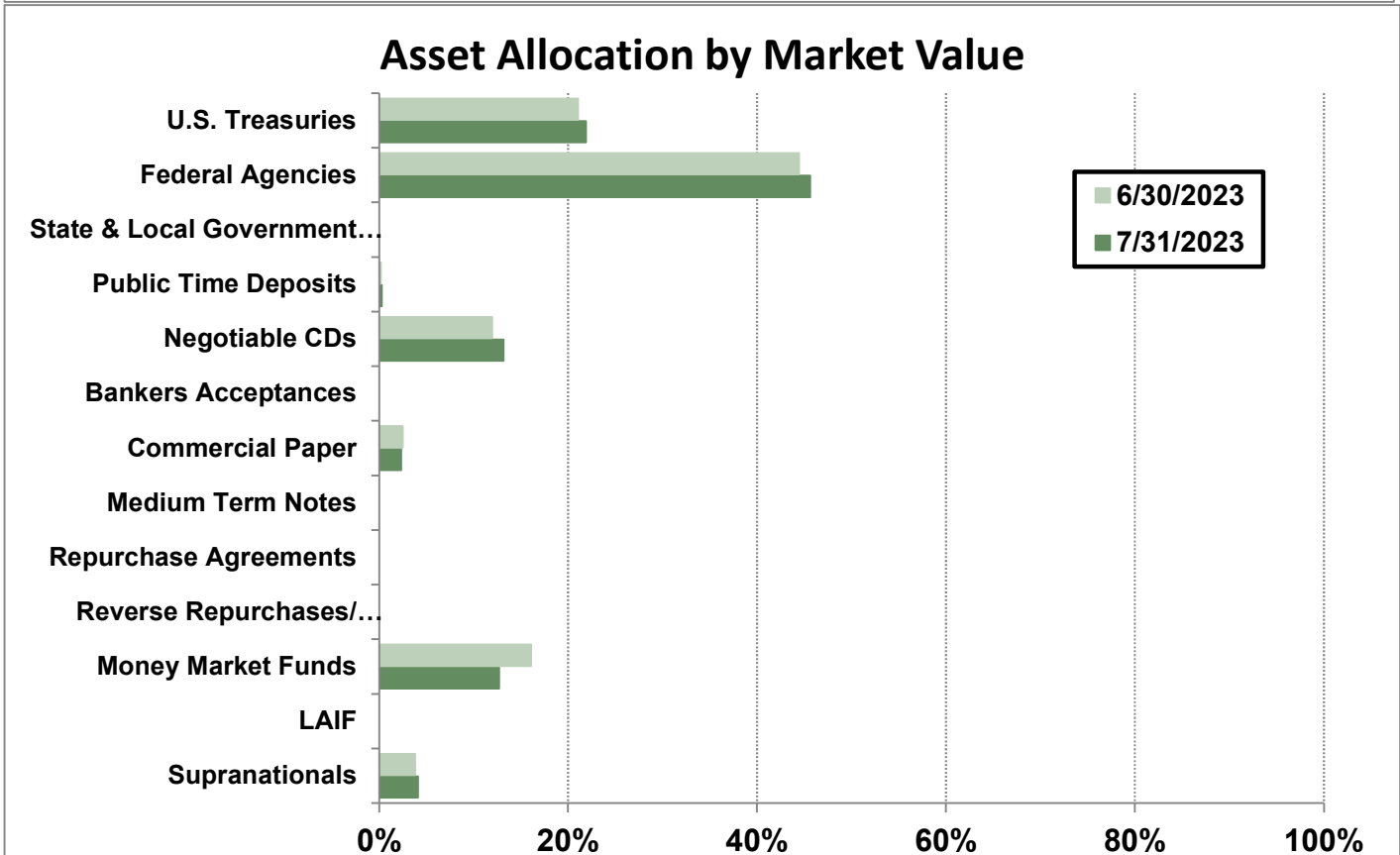
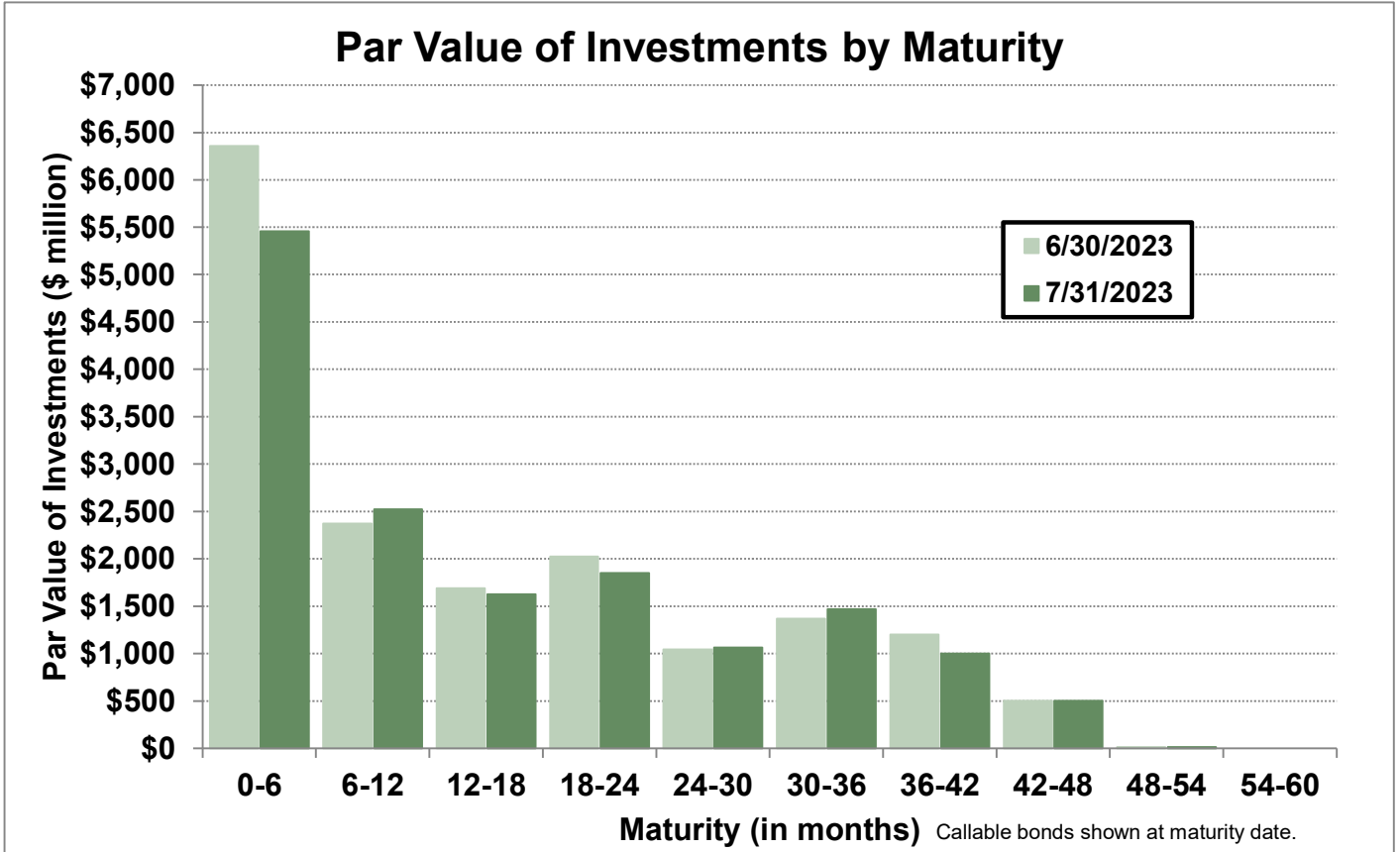
Average Daily Balance	\$15,657,904,527
Net Earnings	\$40,071,604
Earned Income Return	3.02%
Weighted Average Maturity	528 days

Investment Type	(\$ million)	Par Value	Book Value	Market Value
U.S. Treasuries	\$ 3,525.0	\$ 3,519.9	\$ 3,282.8	
Federal Agencies	7,077.0	7,068.6	6,838.9	
Public Time Deposits	40.0	40.0	40.0	
Negotiable CDs	1,970.0	1,970.0	1,967.7	
Commercial Paper	350.0	348.7	348.6	
Money Market Funds	1,901.2	1,901.2	1,901.2	
Supranationals	636.2	638.5	613.8	
Total	\$ 15,499.4	\$ 15,486.9	\$ 14,993.0	

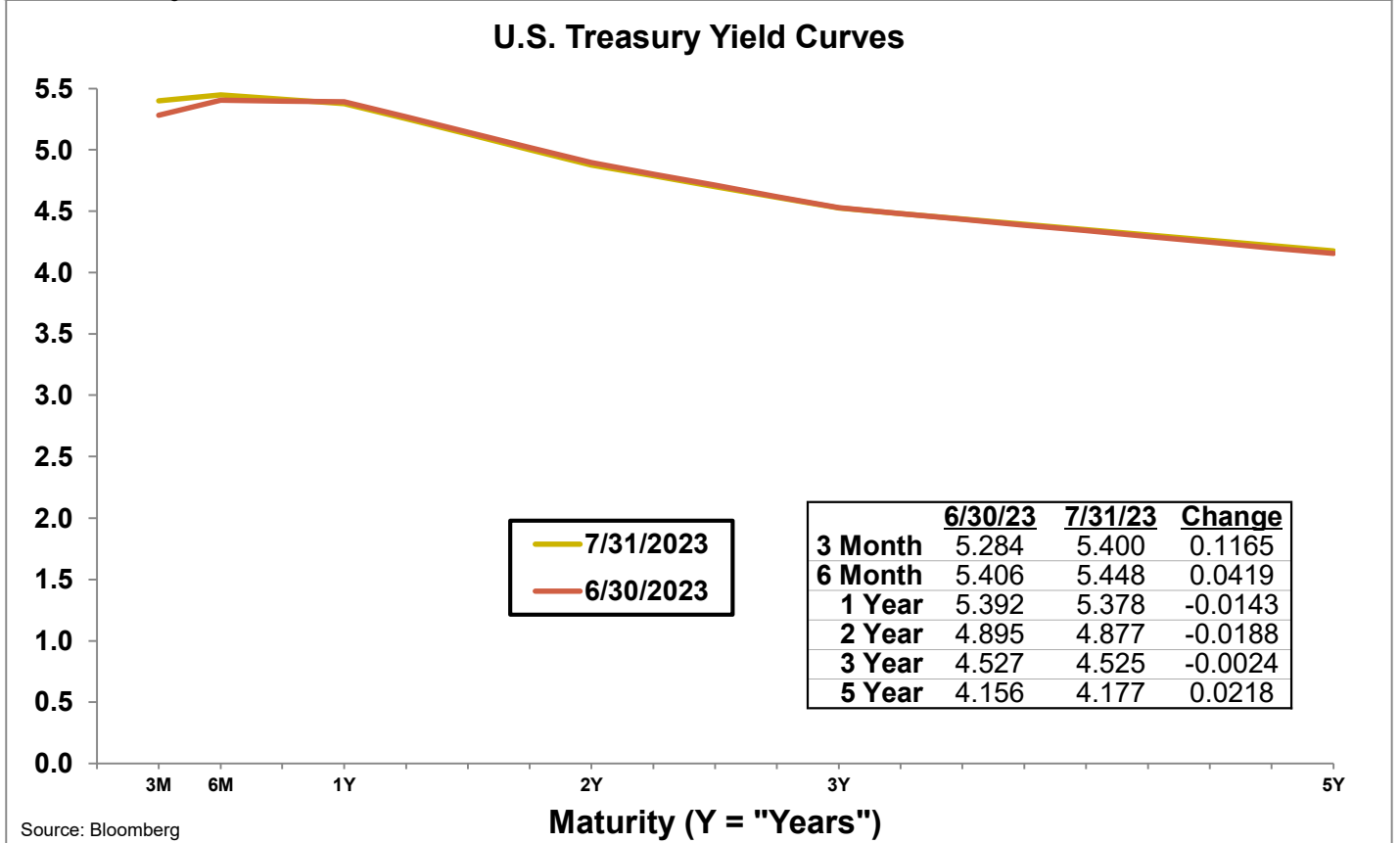
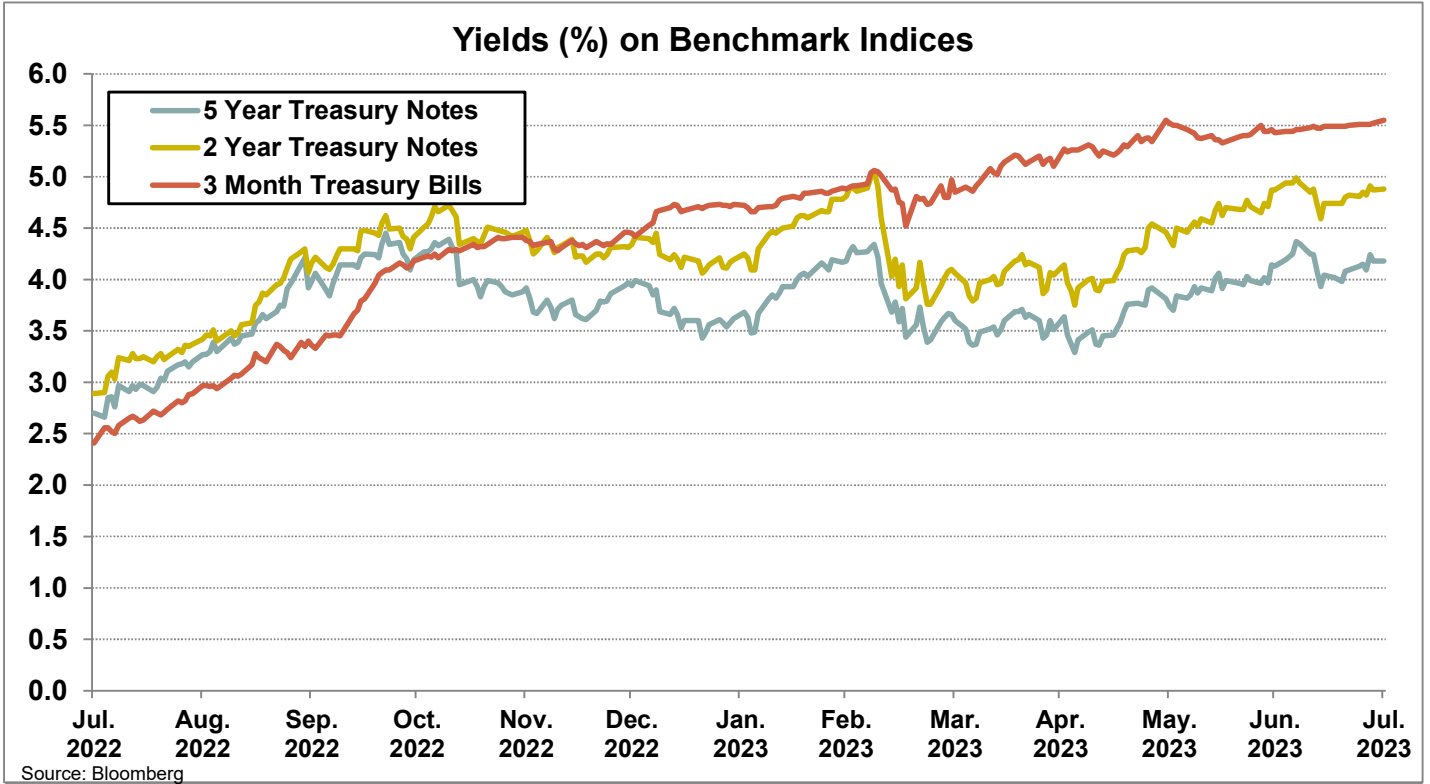


Portfolio Analysis

Pooled Fund



Yield Curves



Investment Inventory

Pooled Fund

As of July 31, 2023

Type of Investment	CUSIP	Issuer Name	Maturity		Coupon	Par Value	Original Cost	Amortized	
			Settle Date	Date				Book Value	Market Value
U.S. Treasuries	91282CAK7	U.S. Treasury Note	8/10/2021	9/15/2023	0.13	\$ 50,000,000	\$ 49,886,719	\$ 49,993,345	\$ 49,687,500
U.S. Treasuries	912797HC4	U.S. Treasury Bill	6/27/2023	10/24/2023	0.00	50,000,000	49,137,250	49,391,000	49,387,000
U.S. Treasuries	912828WE6	U.S. Treasury Note	12/17/2019	11/15/2023	2.75	50,000,000	51,960,938	50,145,458	49,627,000
U.S. Treasuries	91282CBA8	U.S. Treasury Note	3/19/2021	12/15/2023	0.13	50,000,000	49,767,578	49,968,422	49,051,000
U.S. Treasuries	91282CBA8	U.S. Treasury Note	12/9/2021	12/15/2023	0.13	50,000,000	49,402,344	49,889,564	49,051,000
U.S. Treasuries	91282CBA8	U.S. Treasury Note	12/15/2021	12/15/2023	0.13	50,000,000	49,443,359	49,896,297	49,051,000
U.S. Treasuries	9128285Z9	U.S. Treasury Note	10/4/2021	1/31/2024	2.50	50,000,000	52,511,719	50,541,395	49,285,000
U.S. Treasuries	91282CDV0	U.S. Treasury Note	2/23/2022	1/31/2024	0.88	50,000,000	49,390,625	49,842,269	48,894,500
U.S. Treasuries	91282CDV0	U.S. Treasury Note	4/11/2022	1/31/2024	0.88	50,000,000	48,605,469	49,613,335	48,894,500
U.S. Treasuries	912828B66	U.S. Treasury Note	4/11/2022	2/15/2024	2.75	50,000,000	50,250,000	50,073,333	49,297,000
U.S. Treasuries	91282CBR1	U.S. Treasury Note	3/8/2022	3/15/2024	0.25	50,000,000	48,708,984	49,602,899	48,449,000
U.S. Treasuries	91282CCC3	U.S. Treasury Note	7/2/2021	5/15/2024	0.25	50,000,000	49,718,750	49,922,710	48,021,500
U.S. Treasuries	912828XT2	U.S. Treasury Note	7/6/2021	5/31/2024	2.00	50,000,000	52,263,672	50,649,204	48,627,000
U.S. Treasuries	91282CCL3	U.S. Treasury Note	8/6/2021	7/15/2024	0.38	50,000,000	49,998,047	49,998,365	47,705,000
U.S. Treasuries	91282CCL3	U.S. Treasury Note	8/9/2021	7/15/2024	0.38	50,000,000	49,960,938	49,987,271	47,705,000
U.S. Treasuries	91282CCL3	U.S. Treasury Note	4/12/2022	7/15/2024	0.38	50,000,000	47,572,266	48,972,995	47,705,000
U.S. Treasuries	912828Y87	U.S. Treasury Note	3/30/2021	7/31/2024	1.75	50,000,000	52,210,938	50,662,012	48,250,000
U.S. Treasuries	91282CCT6	U.S. Treasury Note	8/25/2021	8/15/2024	0.38	50,000,000	49,898,438	49,898,462	47,502,000
U.S. Treasuries	912828YM6	U.S. Treasury Note	4/15/2021	10/31/2024	1.50	50,000,000	51,746,094	50,616,189	47,722,500
U.S. Treasuries	912828G38	U.S. Treasury Note	3/9/2021	11/15/2024	2.25	50,000,000	53,160,156	51,107,345	48,121,000
U.S. Treasuries	912828G38	U.S. Treasury Note	3/12/2021	11/15/2024	2.25	50,000,000	53,228,516	51,133,824	48,121,000
U.S. Treasuries	912828YY0	U.S. Treasury Note	3/15/2021	12/31/2024	1.75	50,000,000	52,226,563	50,831,550	47,646,500
U.S. Treasuries	912828Z52	U.S. Treasury Note	3/30/2021	1/31/2025	1.38	50,000,000	51,515,625	50,593,071	47,279,500
U.S. Treasuries	912828Z52	U.S. Treasury Note	4/15/2021	1/31/2025	1.38	50,000,000	51,507,813	50,596,820	47,279,500
U.S. Treasuries	912828ZC7	U.S. Treasury Note	3/15/2021	2/28/2025	1.13	50,000,000	51,011,719	50,403,708	46,988,500
U.S. Treasuries	912828ZC7	U.S. Treasury Note	3/31/2021	2/28/2025	1.13	50,000,000	50,998,047	50,402,708	46,988,500
U.S. Treasuries	912828ZF0	U.S. Treasury Note	4/15/2021	3/31/2025	0.50	50,000,000	49,779,297	49,907,201	46,381,000
U.S. Treasuries	912828ZF0	U.S. Treasury Note	4/19/2021	3/31/2025	0.50	50,000,000	49,839,844	49,932,472	46,381,000
U.S. Treasuries	912828ZL7	U.S. Treasury Note	5/18/2021	4/30/2025	0.38	50,000,000	49,615,234	49,829,882	46,142,500
U.S. Treasuries	912828XB1	U.S. Treasury Note	9/2/2021	5/15/2025	2.13	50,000,000	52,849,609	51,377,346	47,545,000
U.S. Treasuries	912828ZW3	U.S. Treasury Note	3/8/2021	6/30/2025	0.25	50,000,000	49,140,625	49,618,601	45,771,500
U.S. Treasuries	912828ZW3	U.S. Treasury Note	3/9/2021	6/30/2025	0.25	50,000,000	49,042,969	49,574,991	45,771,500
U.S. Treasuries	912828ZW3	U.S. Treasury Note	5/12/2021	6/30/2025	0.25	50,000,000	49,281,250	49,667,281	45,771,500
U.S. Treasuries	912828ZW3	U.S. Treasury Note	5/13/2021	6/30/2025	0.25	50,000,000	49,183,594	49,621,824	45,771,500
U.S. Treasuries	912828ZW3	U.S. Treasury Note	5/18/2021	6/30/2025	0.25	50,000,000	49,253,906	49,653,245	45,771,500
U.S. Treasuries	912828ZW3	U.S. Treasury Note	7/12/2021	6/30/2025	0.25	50,000,000	49,310,547	49,667,407	45,771,500
U.S. Treasuries	912828ZW3	U.S. Treasury Note	8/5/2021	6/30/2025	0.25	50,000,000	49,500,000	49,754,737	45,771,500
U.S. Treasuries	912828ZW3	U.S. Treasury Note	8/6/2021	6/30/2025	0.25	50,000,000	49,406,250	49,708,545	45,771,500
U.S. Treasuries	912828ZW3	U.S. Treasury Note	12/7/2021	6/30/2025	0.25	50,000,000	48,628,906	49,263,340	45,771,500
U.S. Treasuries	91282CAB7	U.S. Treasury Note	8/5/2021	7/31/2025	0.25	50,000,000	49,458,984	49,728,749	45,623,000
U.S. Treasuries	91282CAB7	U.S. Treasury Note	8/6/2021	7/31/2025	0.25	50,000,000	49,363,281	49,680,547	45,623,000
U.S. Treasuries	91282CFK2	U.S. Treasury Note	10/7/2022	9/15/2025	3.50	50,000,000	48,968,750	49,254,888	48,644,500
U.S. Treasuries	91282CAM3	U.S. Treasury Note	5/12/2021	9/30/2025	0.25	50,000,000	49,109,375	49,560,247	45,388,500
U.S. Treasuries	91282CAM3	U.S. Treasury Note	7/26/2021	9/30/2025	0.25	50,000,000	49,281,250	49,627,681	45,388,500
U.S. Treasuries	91282CAT8	U.S. Treasury Note	2/25/2021	10/31/2025	0.25	50,000,000	49,298,828	49,662,748	45,226,500
U.S. Treasuries	91282CAT8	U.S. Treasury Note	3/2/2021	10/31/2025	0.25	50,000,000	49,078,125	49,555,293	45,226,500
U.S. Treasuries	91282CAT8	U.S. Treasury Note	3/4/2021	10/31/2025	0.25	50,000,000	49,048,828	49,540,621	45,226,500
U.S. Treasuries	91282CBC4	U.S. Treasury Note	2/25/2021	12/31/2025	0.38	50,000,000	49,455,078	49,728,155	45,154,500
U.S. Treasuries	91282CBC4	U.S. Treasury Note	2/26/2021	12/31/2025	0.38	50,000,000	49,271,484	49,636,360	45,154,500

Investment Inventory

Pooled Fund

Type of Investment	CUSIP	Issuer Name	Settle Date	Maturity		Coupon	Par Value	Original Cost	Amortized	
				Date	Date				Book Value	Market Value
U.S. Treasuries	91282CBW0	U.S. Treasury Note	6/28/2021	4/30/2026	0.75	50,000,000	49,662,109	49,808,204	45,103,500	
U.S. Treasuries	91282CBW0	U.S. Treasury Note	7/2/2021	4/30/2026	0.75	50,000,000	49,730,469	49,846,659	45,103,500	
U.S. Treasuries	912828R36	U.S. Treasury Note	7/23/2021	5/15/2026	1.63	50,000,000	52,203,125	51,276,483	46,181,500	
U.S. Treasuries	912828R36	U.S. Treasury Note	8/27/2021	5/15/2026	1.63	50,000,000	51,890,625	51,117,687	46,181,500	
U.S. Treasuries	91282CCJ8	U.S. Treasury Note	7/2/2021	6/30/2026	0.88	50,000,000	49,931,641	49,960,124	45,107,500	
U.S. Treasuries	91282CCJ8	U.S. Treasury Note	7/14/2021	6/30/2026	0.88	50,000,000	50,070,313	50,041,287	45,107,500	
U.S. Treasuries	91282CCJ8	U.S. Treasury Note	7/22/2021	6/30/2026	0.88	50,000,000	50,345,703	50,203,896	45,107,500	
U.S. Treasuries	91282CCJ8	U.S. Treasury Note	7/22/2021	6/30/2026	0.88	50,000,000	50,328,125	50,193,528	45,107,500	
U.S. Treasuries	91282CCJ8	U.S. Treasury Note	8/6/2021	6/30/2026	0.88	50,000,000	50,406,250	50,241,615	45,107,500	
U.S. Treasuries	91282CCJ8	U.S. Treasury Note	8/10/2021	6/30/2026	0.88	50,000,000	50,240,234	50,143,199	45,107,500	
U.S. Treasuries	91282CCJ8	U.S. Treasury Note	9/24/2021	6/30/2026	0.88	50,000,000	49,937,500	49,961,782	45,107,500	
U.S. Treasuries	91282CCJ8	U.S. Treasury Note	10/14/2021	6/30/2026	0.88	50,000,000	49,593,750	49,748,692	45,107,500	
U.S. Treasuries	91282CCJ8	U.S. Treasury Note	1/4/2022	6/30/2026	0.88	50,000,000	49,027,344	49,368,189	45,107,500	
U.S. Treasuries	91282CCW9	U.S. Treasury Note	9/28/2021	8/31/2026	0.75	50,000,000	49,449,219	49,655,072	44,668,000	
U.S. Treasuries	91282CCZ2	U.S. Treasury Note	10/8/2021	9/30/2026	0.88	50,000,000	49,689,453	49,802,535	44,793,000	
U.S. Treasuries	91282CCZ2	U.S. Treasury Note	10/8/2021	9/30/2026	0.88	50,000,000	49,671,875	49,791,357	44,793,000	
U.S. Treasuries	91282CCZ2	U.S. Treasury Note	10/19/2021	9/30/2026	0.88	50,000,000	49,318,359	49,563,931	44,793,000	
U.S. Treasuries	91282CDK4	U.S. Treasury Note	12/3/2021	11/30/2026	1.25	50,000,000	50,072,266	50,048,243	45,111,500	
U.S. Treasuries	91282CDK4	U.S. Treasury Note	12/7/2021	11/30/2026	1.25	50,000,000	50,117,188	50,078,404	45,111,500	
U.S. Treasuries	91282CDK4	U.S. Treasury Note	3/29/2022	11/30/2026	1.25	50,000,000	47,078,125	47,916,859	45,111,500	
U.S. Treasuries	91282CDQ1	U.S. Treasury Note	3/29/2022	12/31/2026	1.25	50,000,000	47,107,422	47,922,936	45,041,000	
U.S. Treasuries	91282CEF4	U.S. Treasury Note	4/6/2022	3/31/2027	2.50	25,000,000	24,757,813	24,821,952	23,430,750	
Subtotals						0.90	\$ 3,525,000,000	\$ 3,523,877,485	\$ 3,519,865,345	\$ 3,282,776,750
Federal Agencies	313384KF5	Federal Home Loan Bank DN	4/10/2023	8/10/2023	0.00	\$ 75,000,000	\$ 73,774,917	\$ 74,909,625	\$ 74,904,750	
Federal Agencies	3133EM2E1	Federal Farm Credit Bank	8/10/2021	8/10/2023	0.16	50,000,000	49,970,000	49,999,630	49,937,000	
Federal Agencies	313384KP3	Federal Home Loan Bank DN	5/17/2023	8/18/2023	0.00	15,000,000	14,805,863	14,964,513	14,964,150	
Federal Agencies	313384KU2	Federal Home Loan Bank DN	5/26/2023	8/23/2023	0.00	10,000,000	9,871,444	9,968,222	9,969,100	
Federal Agencies	3137EAEV7	Federal Home Loan Mtge Corp	12/6/2021	8/24/2023	0.25	40,776,000	40,542,761	40,767,431	40,646,332	
Federal Agencies	313384LJ6	Federal Home Loan Bank DN	11/7/2022	9/6/2023	0.00	50,000,000	48,055,750	49,769,000	49,746,000	
Federal Agencies	3130AJXD6	Federal Home Loan Bank	12/14/2021	9/8/2023	0.13	20,975,000	20,806,361	20,964,876	20,856,282	
Federal Agencies	313383YJ4	Federal Home Loan Bank	7/27/2022	9/8/2023	3.38	25,000,000	25,071,750	25,006,683	24,941,000	
Federal Agencies	313383YJ4	Federal Home Loan Bank	7/27/2022	9/8/2023	3.38	25,000,000	25,070,000	25,006,520	24,941,000	
Federal Agencies	313383YJ4	Federal Home Loan Bank	7/28/2022	9/8/2023	3.38	40,000,000	40,102,000	40,009,523	39,905,600	
Federal Agencies	3135G0U43	Federal National Mtge Association	12/9/2021	9/12/2023	2.88	29,648,000	30,793,302	29,722,926	29,565,282	
Federal Agencies	313384LR8	Federal Home Loan Bank DN	5/26/2023	9/13/2023	0.00	25,000,000	24,602,778	24,844,722	24,848,250	
Federal Agencies	313384LY3	Federal Home Loan Bank DN	4/21/2023	9/20/2023	0.00	50,000,000	48,969,778	49,661,111	49,647,500	
Federal Agencies	313384MD8	Federal Home Loan Bank DN	4/24/2023	9/25/2023	0.00	25,000,000	24,475,438	24,812,656	24,806,000	
Federal Agencies	313384MD8	Federal Home Loan Bank DN	4/24/2023	9/25/2023	0.00	25,000,000	24,475,438	24,812,656	24,806,000	
Federal Agencies	3133EM6N7	Federal Farm Credit Bank	9/27/2021	9/27/2023	0.17	50,000,000	49,950,000	49,996,096	49,605,000	
Federal Agencies	313384MH9	Federal Home Loan Bank DN	4/20/2023	9/29/2023	0.00	25,000,000	24,448,750	24,799,236	24,792,000	
Federal Agencies	313384MH9	Federal Home Loan Bank DN	4/20/2023	9/29/2023	0.00	25,000,000	24,448,750	24,799,236	24,792,000	
Federal Agencies	313384MQ9	Federal Home Loan Bank DN	4/24/2023	10/6/2023	0.00	30,000,000	29,326,250	29,730,500	29,720,100	
Federal Agencies	313384MQ9	Federal Home Loan Bank DN	4/24/2023	10/6/2023	0.00	36,000,000	35,191,500	35,664,600	35,664,120	
Federal Agencies	313384MV8	Federal Home Loan Bank DN	5/5/2023	10/11/2023	0.00	25,000,000	24,456,750	24,757,417	24,749,250	
Federal Agencies	313384MV8	Federal Home Loan Bank DN	5/5/2023	10/11/2023	0.00	25,000,000	24,456,750	24,757,417	24,749,250	
Federal Agencies	313384MV8	Federal Home Loan Bank DN	4/12/2023	10/11/2023	0.00	40,000,000	39,029,333	39,621,333	39,598,800	
Federal Agencies	313384MV8	Federal Home Loan Bank DN	4/12/2023	10/11/2023	0.00	60,000,000	58,544,000	59,432,000	59,398,200	
Federal Agencies	313384NE5	Federal Home Loan Bank DN	4/21/2023	10/20/2023	0.00	35,000,000	34,132,972	34,618,889	34,604,500	
Federal Agencies	313384NE5	Federal Home Loan Bank DN	6/6/2023	10/20/2023	0.00	40,613,000	39,807,509	40,139,182	40,154,073	

Investment Inventory

Pooled Fund

Type of Investment	CUSIP	Issuer Name	Maturity			Par Value	Original Cost	Amortized	
			Settle Date	Date	Coupon			Book Value	Market Value
Federal Agencies	313384NE5	Federal Home Loan Bank DN	4/21/2023	10/20/2023	0.00	54,113,000	52,772,501	53,523,770	53,501,523
Federal Agencies	313384NK1	Federal Home Loan Bank DN	6/21/2023	10/25/2023	0.00	43,944,000	43,154,216	43,411,210	43,416,672
Federal Agencies	313384NX3	Federal Home Loan Bank DN	6/20/2023	11/6/2023	0.00	50,000,000	49,008,660	49,308,201	49,315,000
Federal Agencies	3133ENGF1	Federal Farm Credit Bank	12/3/2021	12/1/2023	0.50	25,000,000	24,963,750	24,993,925	24,591,750
Federal Agencies	3133ENGF1	Federal Farm Credit Bank	12/3/2021	12/1/2023	0.50	25,000,000	24,963,750	24,993,925	24,591,750
Federal Agencies	3133ENGF1	Federal Farm Credit Bank	12/3/2021	12/1/2023	0.50	75,000,000	74,891,250	74,981,775	73,775,250
Federal Agencies	3130A3VC5	Federal Home Loan Bank	12/10/2021	12/8/2023	2.25	10,000,000	10,301,000	10,053,337	9,884,400
Federal Agencies	3130A3VC5	Federal Home Loan Bank	12/10/2021	12/8/2023	2.25	30,000,000	30,903,000	30,160,010	29,653,200
Federal Agencies	3133ENHR4	Federal Farm Credit Bank	12/20/2021	12/20/2023	0.68	25,000,000	24,987,600	24,997,605	24,556,000
Federal Agencies	3133ENHR4	Federal Farm Credit Bank	12/20/2021	12/20/2023	0.68	25,000,000	24,988,000	24,997,682	24,556,000
Federal Agencies	3133ENHR4	Federal Farm Credit Bank	12/20/2021	12/20/2023	0.68	62,000,000	61,970,488	61,994,300	60,898,880
Federal Agencies	3130AU4V3	Federal Home Loan Bank	12/8/2022	1/8/2024	4.80	11,000,000	10,998,900	10,999,556	10,962,490
Federal Agencies	3130AU4V3	Federal Home Loan Bank	12/8/2022	1/8/2024	4.80	25,000,000	24,987,500	24,994,949	24,914,750
Federal Agencies	3133ENLF5	Federal Farm Credit Bank	3/3/2022	1/18/2024	0.90	11,856,000	11,738,815	11,826,960	11,596,354
Federal Agencies	3133ENLF5	Federal Farm Credit Bank	2/1/2022	1/18/2024	0.90	50,000,000	49,701,000	49,929,008	48,905,400
Federal Agencies	313384ST7	Federal Home Loan Bank DN	4/21/2023	2/6/2024	0.00	10,650,000	10,236,780	10,381,620	10,364,900
Federal Agencies	3130AFW94	Federal Home Loan Bank	11/12/2021	2/13/2024	2.50	39,010,000	40,648,810	39,400,288	38,381,159
Federal Agencies	3133ELNE0	Federal Farm Credit Bank	3/18/2020	2/14/2024	1.43	20,495,000	20,950,604	20,557,853	20,055,587
Federal Agencies	3130AUYG3	Federal Home Loan Bank	2/16/2023	2/16/2024	5.10	25,000,000	24,996,500	24,998,092	24,954,000
Federal Agencies	3133EMRZ7	Federal Farm Credit Bank	2/26/2021	2/26/2024	0.25	5,000,000	4,998,200	4,999,656	4,856,300
Federal Agencies	3133EMRZ7	Federal Farm Credit Bank	2/26/2021	2/26/2024	0.25	5,000,000	4,998,200	4,999,656	4,856,300
Federal Agencies	3133EMRZ7	Federal Farm Credit Bank	2/26/2021	2/26/2024	0.25	100,000,000	99,964,000	99,993,129	97,126,000
Federal Agencies	3130ARHG9	Federal Home Loan Bank	3/25/2022	2/28/2024	2.13	11,000,000	10,987,460	10,996,247	10,793,970
Federal Agencies	3130ARHG9	Federal Home Loan Bank	3/25/2022	2/28/2024	2.13	25,000,000	24,971,500	24,991,470	24,531,750
Federal Agencies	3130ATUQ8	Federal Home Loan Bank	11/15/2022	3/8/2024	4.75	10,000,000	10,013,300	10,006,109	9,963,700
Federal Agencies	3130ATUQ8	Federal Home Loan Bank	11/18/2022	3/8/2024	4.75	20,000,000	20,000,800	20,000,370	19,927,400
Federal Agencies	3130ATUQ8	Federal Home Loan Bank	12/8/2022	3/8/2024	4.75	25,000,000	24,982,000	24,991,316	24,909,250
Federal Agencies	3130ATUQ8	Federal Home Loan Bank	11/18/2022	3/8/2024	4.75	30,000,000	30,001,800	30,000,832	29,891,100
Federal Agencies	3130ATUQ8	Federal Home Loan Bank	12/8/2022	3/8/2024	4.75	30,000,000	29,978,400	29,989,579	29,891,100
Federal Agencies	3133EMTW2	Federal Farm Credit Bank	3/18/2021	3/18/2024	0.30	50,000,000	49,939,500	49,987,304	48,399,500
Federal Agencies	3133EMTW2	Federal Farm Credit Bank	3/18/2021	3/18/2024	0.30	50,000,000	49,939,450	49,987,293	48,399,500
Federal Agencies	3133EMWV0	Federal Farm Credit Bank	5/4/2021	4/22/2024	0.35	16,545,000	16,549,633	16,546,133	15,956,660
Federal Agencies	3133EMWV0	Federal Farm Credit Bank	5/4/2021	4/22/2024	0.35	29,424,000	29,432,239	29,426,014	28,377,683
Federal Agencies	3133EMWV0	Federal Farm Credit Bank	5/4/2021	4/22/2024	0.35	39,000,000	39,010,920	39,002,670	37,613,160
Federal Agencies	3133ENWP1	Federal Farm Credit Bank	5/16/2022	5/16/2024	2.63	45,000,000	44,939,250	44,975,983	43,981,650
Federal Agencies	3133ENWP1	Federal Farm Credit Bank	5/16/2022	5/16/2024	2.63	50,000,000	49,932,500	49,973,314	48,868,500
Federal Agencies	3133ENYH7	Federal Farm Credit Bank	6/10/2022	6/10/2024	2.63	100,000,000	99,871,000	99,944,588	97,545,000
Federal Agencies	3130A1XJ2	Federal Home Loan Bank	5/18/2022	6/14/2024	2.88	15,955,000	16,008,449	15,977,423	15,606,543
Federal Agencies	3130A1XJ2	Federal Home Loan Bank	5/18/2022	6/14/2024	2.88	17,980,000	18,043,829	18,006,778	17,587,317
Federal Agencies	3130A1XJ2	Federal Home Loan Bank	5/12/2022	6/14/2024	2.88	25,500,000	25,552,530	25,521,865	24,943,080
Federal Agencies	3130A1XJ2	Federal Home Loan Bank	5/16/2022	6/14/2024	2.88	50,000,000	50,204,000	50,085,358	48,908,000
Federal Agencies	3130ASHK8	Federal Home Loan Bank	7/22/2022	6/14/2024	3.13	28,000,000	27,904,520	27,956,187	27,449,800
Federal Agencies	3130ASHK8	Federal Home Loan Bank	7/22/2022	6/14/2024	3.13	28,210,000	28,114,932	28,166,376	27,655,674
Federal Agencies	3133ENYX2	Federal Farm Credit Bank	6/17/2022	6/17/2024	3.25	25,000,000	24,970,500	24,987,046	24,531,250
Federal Agencies	3133ENYX2	Federal Farm Credit Bank	6/17/2022	6/17/2024	3.25	25,000,000	24,970,750	24,987,156	24,531,250
Federal Agencies	3133ENYX2	Federal Farm Credit Bank	6/17/2022	6/17/2024	3.25	50,000,000	49,970,000	49,986,826	49,062,500
Federal Agencies	3133ENZS2	Federal Farm Credit Bank	6/28/2022	6/28/2024	3.10	25,000,000	24,987,500	24,994,323	24,494,000
Federal Agencies	3133ENZS2	Federal Farm Credit Bank	6/28/2022	6/28/2024	3.10	25,000,000	24,986,500	24,993,869	24,494,000
Federal Agencies	3133ENZS2	Federal Farm Credit Bank	6/28/2022	6/28/2024	3.10	50,000,000	49,973,000	49,987,737	48,988,000
Federal Agencies	3130ASME6	Federal Home Loan Bank	7/8/2022	7/8/2024	3.00	10,000,000	9,980,600	9,990,924	9,780,900

Investment Inventory

Pooled Fund

Type of Investment	CUSIP	Issuer Name	Maturity			Par Value	Original Cost	Amortized	
			Settle Date	Date	Coupon			Book Value	Market Value
Federal Agencies	3130ASME6	Federal Home Loan Bank	7/8/2022	7/8/2024	3.00	15,000,000	14,970,900	14,986,385	14,671,350
Federal Agencies	3130ASME6	Federal Home Loan Bank	7/8/2022	7/8/2024	3.00	17,500,000	17,466,050	17,484,116	17,116,575
Federal Agencies	3130AWFH8	Federal Home Loan Bank	6/13/2023	7/12/2024	5.51	50,000,000	50,000,000	50,000,000	49,781,500
Federal Agencies	3133EMV25	Federal Farm Credit Bank	8/6/2021	7/23/2024	0.45	50,000,000	50,092,000	50,030,355	47,644,500
Federal Agencies	3133EPBF1	Federal Farm Credit Bank	2/21/2023	8/21/2024	4.88	10,000,000	9,995,700	9,996,966	9,922,900
Federal Agencies	3133EPBF1	Federal Farm Credit Bank	2/21/2023	8/21/2024	4.88	20,000,000	19,992,000	19,994,355	19,845,800
Federal Agencies	3133EPBF1	Federal Farm Credit Bank	2/21/2023	8/21/2024	4.88	25,000,000	24,990,000	24,992,943	24,807,250
Federal Agencies	3133ENJ84	Federal Farm Credit Bank	8/26/2022	8/26/2024	3.38	50,000,000	49,916,500	49,955,337	48,999,000
Federal Agencies	3130ATVD6	Federal Home Loan Bank	11/10/2022	9/13/2024	4.88	50,000,000	50,062,000	50,037,679	49,739,000
Federal Agencies	3133EM5X6	Federal Farm Credit Bank	9/23/2021	9/23/2024	0.43	25,000,000	24,974,750	24,990,347	23,662,250
Federal Agencies	3133EM5X6	Federal Farm Credit Bank	9/23/2021	9/23/2024	0.43	50,000,000	49,949,500	49,980,694	47,324,500
Federal Agencies	3133EM5X6	Federal Farm Credit Bank	9/23/2021	9/23/2024	0.43	50,000,000	49,949,500	49,980,694	47,324,500
Federal Agencies	3133ENP79	Federal Farm Credit Bank	9/26/2022	9/26/2024	4.25	50,000,000	49,996,000	49,997,691	49,405,000
Federal Agencies	3130ATT31	Federal Home Loan Bank	11/1/2022	10/3/2024	4.50	50,000,000	49,860,500	49,914,750	49,507,000
Federal Agencies	3135GAFY2	Federal National Mtge Association	4/3/2023	10/3/2024	5.32	25,000,000	25,000,000	25,000,000	24,813,000
Federal Agencies	3135GAFY2	Federal National Mtge Association	4/3/2023	10/3/2024	5.32	25,000,000	25,000,000	25,000,000	24,813,000
Federal Agencies	3135GAFY2	Federal National Mtge Association	4/3/2023	10/3/2024	5.32	50,000,000	50,000,000	50,000,000	49,626,000
Federal Agencies	3133EPHD0	Federal Farm Credit Bank	4/28/2023	10/28/2024	4.50	20,000,000	19,968,400	19,973,868	19,783,200
Federal Agencies	3133EPHD0	Federal Farm Credit Bank	4/28/2023	10/28/2024	4.50	25,000,000	24,959,000	24,966,095	24,729,000
Federal Agencies	3133ENEJ5	Federal Farm Credit Bank	11/18/2021	11/18/2024	0.88	10,000,000	9,988,500	9,995,016	9,451,000
Federal Agencies	3133ENEJ5	Federal Farm Credit Bank	11/18/2021	11/18/2024	0.88	10,000,000	9,988,500	9,995,016	9,451,000
Federal Agencies	3133ENEJ5	Federal Farm Credit Bank	11/18/2021	11/18/2024	0.88	50,000,000	49,942,500	49,975,080	47,255,000
Federal Agencies	3133ENZ94	Federal Farm Credit Bank	11/18/2022	11/18/2024	4.50	25,000,000	24,973,500	24,982,780	24,710,500
Federal Agencies	3133ELCP7	Federal Farm Credit Bank	12/3/2019	12/3/2024	1.63	25,000,000	24,960,000	24,989,272	23,845,500
Federal Agencies	3133ENGQ7	Federal Farm Credit Bank	12/9/2021	12/9/2024	0.92	50,000,000	49,985,000	49,993,212	46,969,000
Federal Agencies	3133ENGQ7	Federal Farm Credit Bank	12/9/2021	12/9/2024	0.92	50,000,000	49,963,000	49,983,255	46,969,000
Federal Agencies	3133EN4N7	Federal Farm Credit Bank	12/20/2022	12/20/2024	4.25	10,000,000	9,982,900	9,988,140	9,850,000
Federal Agencies	3133EN4N7	Federal Farm Credit Bank	12/20/2022	12/20/2024	4.25	25,000,000	24,954,500	24,968,443	24,625,000
Federal Agencies	3133EN4N7	Federal Farm Credit Bank	12/20/2022	12/20/2024	4.25	25,000,000	24,954,500	24,968,443	24,625,000
Federal Agencies	3135GAG39	Federal National Mtge Association	3/30/2023	12/30/2024	5.38	25,000,000	25,000,000	25,000,000	24,811,750
Federal Agencies	3135GAG39	Federal National Mtge Association	3/30/2023	12/30/2024	5.38	25,000,000	25,000,000	25,000,000	24,811,750
Federal Agencies	3135GAG39	Federal National Mtge Association	3/30/2023	12/30/2024	5.38	25,000,000	25,000,000	25,000,000	24,811,750
Federal Agencies	3135GAG39	Federal National Mtge Association	3/30/2023	12/30/2024	5.38	25,000,000	25,000,000	25,000,000	24,811,750
Federal Agencies	3133ENKS8	Federal Farm Credit Bank	1/11/2022	1/6/2025	1.13	20,000,000	19,955,000	19,978,387	18,870,600
Federal Agencies	3133ENKS8	Federal Farm Credit Bank	1/11/2022	1/6/2025	1.13	25,000,000	24,943,750	24,972,984	23,588,250
Federal Agencies	3133ENKS8	Federal Farm Credit Bank	1/11/2022	1/6/2025	1.13	25,000,000	24,943,750	24,972,984	23,588,250
Federal Agencies	3135G0X24	Federal National Mtge Association	4/21/2021	1/7/2025	1.63	39,060,000	40,632,556	39,668,395	37,151,919
Federal Agencies	3133ENZ37	Federal Farm Credit Bank	11/10/2022	1/10/2025	4.88	10,000,000	9,999,400	9,999,600	9,944,400
Federal Agencies	3133ENZ37	Federal Farm Credit Bank	11/10/2022	1/10/2025	4.88	20,000,000	19,998,800	19,999,200	19,888,800
Federal Agencies	3133ENZ37	Federal Farm Credit Bank	11/10/2022	1/10/2025	4.88	20,000,000	19,999,580	19,999,720	19,888,800
Federal Agencies	3133EPAG0	Federal Farm Credit Bank	2/10/2023	2/10/2025	4.25	10,000,000	9,947,200	9,959,624	9,855,600
Federal Agencies	3133EPAG0	Federal Farm Credit Bank	2/10/2023	2/10/2025	4.25	29,875,000	29,716,065	29,753,461	29,443,605
Federal Agencies	3137EAEP0	Federal Home Loan Mtge Corp	2/14/2020	2/12/2025	1.50	5,000,000	4,996,150	4,998,817	4,735,500
Federal Agencies	3137EAEP0	Federal Home Loan Mtge Corp	2/14/2020	2/12/2025	1.50	5,000,000	4,996,150	4,998,817	4,735,500
Federal Agencies	3137EAEP0	Federal Home Loan Mtge Corp	2/14/2020	2/12/2025	1.50	5,000,000	4,996,150	4,998,817	4,735,500
Federal Agencies	3137EAEP0	Federal Home Loan Mtge Corp	2/14/2020	2/12/2025	1.50	15,000,000	14,988,450	14,996,450	14,206,500
Federal Agencies	3137EAEP0	Federal Home Loan Mtge Corp	2/14/2020	2/12/2025	1.50	50,000,000	49,961,500	49,988,165	47,355,000
Federal Agencies	3137EAEP0	Federal Home Loan Mtge Corp	4/21/2021	2/12/2025	1.50	53,532,000	55,450,052	54,304,453	50,700,157
Federal Agencies	3130AUVZ4	Federal Home Loan Bank	2/13/2023	2/13/2025	4.50	50,000,000	49,921,500	49,939,648	49,458,000
Federal Agencies	3130AV7L0	Federal Home Loan Bank	3/3/2023	2/28/2025	5.00	25,000,000	24,967,000	24,973,845	24,946,000

Investment Inventory

Pooled Fund

Type of Investment	CUSIP	Issuer Name	Settle Date	Maturity		Par Value	Original Cost	Amortized	
				Date	Coupon			Book Value	Market Value
Federal Agencies	3130AV7L0	Federal Home Loan Bank	3/3/2023	2/28/2025	5.00	35,000,000	34,953,800	34,963,383	34,924,400
Federal Agencies	3133ELQY3	Federal Farm Credit Bank	3/23/2020	3/3/2025	1.21	16,000,000	15,990,720	15,997,020	15,031,040
Federal Agencies	3133ELQY3	Federal Farm Credit Bank	3/23/2020	3/3/2025	1.21	24,000,000	23,964,240	23,988,516	22,546,560
Federal Agencies	3133EMWT5	Federal Farm Credit Bank	4/21/2021	4/21/2025	0.60	50,000,000	49,973,500	49,988,591	46,272,500
Federal Agencies	3135G03U5	Federal National Mtge Association	12/8/2021	4/22/2025	0.63	37,938,000	37,367,792	37,646,179	35,175,355
Federal Agencies	3135G03U5	Federal National Mtge Association	7/12/2021	4/22/2025	0.63	50,000,000	50,108,000	50,049,304	46,359,000
Federal Agencies	3135G03U5	Federal National Mtge Association	12/8/2021	4/22/2025	0.63	50,000,000	49,243,950	49,613,069	46,359,000
Federal Agencies	3133ENXE5	Federal Farm Credit Bank	5/23/2022	5/23/2025	2.85	6,000,000	5,991,600	5,994,934	5,766,600
Federal Agencies	3133ENXE5	Federal Farm Credit Bank	5/23/2022	5/23/2025	2.85	20,000,000	19,972,000	19,983,113	19,222,000
Federal Agencies	3130AWER7	Federal Home Loan Bank	6/12/2023	6/6/2025	4.63	10,000,000	9,991,700	9,992,272	9,919,300
Federal Agencies	3130AWER7	Federal Home Loan Bank	6/12/2023	6/6/2025	4.63	15,000,000	14,987,550	14,988,409	14,878,950
Federal Agencies	3130AWER7	Federal Home Loan Bank	6/12/2023	6/6/2025	4.63	25,000,000	24,979,250	24,980,681	24,798,250
Federal Agencies	3130AWER7	Federal Home Loan Bank	6/12/2023	6/6/2025	4.63	52,000,000	51,956,840	51,959,817	51,580,360
Federal Agencies	3130ASG86	Federal Home Loan Bank	8/4/2022	6/13/2025	3.38	11,940,000	12,000,178	11,979,311	11,562,338
Federal Agencies	3130ASG86	Federal Home Loan Bank	8/3/2022	6/13/2025	3.38	12,700,000	12,806,045	12,709,208	12,298,299
Federal Agencies	3130ATST5	Federal Home Loan Bank	5/10/2023	6/13/2025	4.38	3,000,000	3,012,270	3,010,939	2,965,110
Federal Agencies	3130ATST5	Federal Home Loan Bank	5/8/2023	6/13/2025	4.38	9,915,000	9,975,878	9,969,132	9,799,689
Federal Agencies	3130ATST5	Federal Home Loan Bank	5/8/2023	6/13/2025	4.38	10,000,000	10,065,000	10,057,797	9,883,700
Federal Agencies	3130ATST5	Federal Home Loan Bank	5/11/2023	6/13/2025	4.38	10,000,000	10,036,000	10,032,136	9,883,700
Federal Agencies	3130ATST5	Federal Home Loan Bank	5/17/2023	6/13/2025	4.38	24,000,000	24,079,440	24,071,475	23,720,880
Federal Agencies	3130ATST5	Federal Home Loan Bank	5/9/2023	6/13/2025	4.38	25,500,000	25,624,695	25,611,021	25,203,435
Federal Agencies	3130AWLY4	Federal Home Loan Bank	7/25/2023	6/13/2025	5.13	10,800,000	10,818,036	10,817,853	10,814,472
Federal Agencies	3130AWLY4	Federal Home Loan Bank	7/25/2023	6/13/2025	5.13	48,150,000	48,241,967	48,241,032	48,214,521
Federal Agencies	3133EN4B3	Federal Farm Credit Bank	12/13/2022	6/13/2025	4.25	15,000,000	14,988,383	14,991,322	14,786,850
Federal Agencies	3133EN4B3	Federal Farm Credit Bank	12/13/2022	6/13/2025	4.25	15,000,000	14,989,800	14,992,381	14,786,850
Federal Agencies	3133EN4B3	Federal Farm Credit Bank	12/13/2022	6/13/2025	4.25	15,000,000	14,989,050	14,991,820	14,786,850
Federal Agencies	3133ENYQ7	Federal Farm Credit Bank	6/13/2022	6/13/2025	2.95	50,000,000	49,975,500	49,984,755	48,219,000
Federal Agencies	3135G04Z3	Federal National Mtge Association	12/8/2021	6/17/2025	0.50	4,655,000	4,556,640	4,602,572	4,283,531
Federal Agencies	3135G04Z3	Federal National Mtge Association	12/8/2021	6/17/2025	0.50	10,000,000	9,789,600	9,887,852	9,202,000
Federal Agencies	3130AN4A5	Federal Home Loan Bank	7/12/2021	6/30/2025	0.70	17,680,000	17,734,631	17,706,354	16,312,806
Federal Agencies	3133EPKA2	Federal Farm Credit Bank	5/18/2023	8/18/2025	4.00	25,000,000	24,982,000	24,983,640	24,552,500
Federal Agencies	3133EPKA2	Federal Farm Credit Bank	5/18/2023	8/18/2025	4.00	26,500,000	26,483,835	26,485,308	26,025,650
Federal Agencies	3133EPKA2	Federal Farm Credit Bank	5/18/2023	8/18/2025	4.00	30,000,000	29,981,700	29,983,368	29,463,000
Federal Agencies	3135G05X7	Federal National Mtge Association	3/4/2021	8/25/2025	0.38	25,000,000	24,684,250	24,854,195	22,777,000
Federal Agencies	3135G05X7	Federal National Mtge Association	2/25/2021	8/25/2025	0.38	72,500,000	71,862,000	72,206,644	66,053,300
Federal Agencies	3130A8ZQ9	Federal Home Loan Bank	11/2/2021	9/12/2025	1.75	10,295,000	10,575,333	10,448,686	9,635,605
Federal Agencies	3137EAEX3	Federal Home Loan Mtge Corp	3/4/2021	9/23/2025	0.38	22,600,000	22,295,352	22,456,464	20,555,604
Federal Agencies	3133EPDL6	Federal Farm Credit Bank	3/15/2023	10/1/2025	4.85	50,000,000	50,000,000	50,000,000	49,840,000
Federal Agencies	3133ENEG1	Federal Farm Credit Bank	11/17/2021	11/17/2025	1.05	39,675,000	39,622,232	39,644,697	36,327,620
Federal Agencies	3133ENEG1	Federal Farm Credit Bank	11/17/2021	11/17/2025	1.05	55,000,000	54,953,000	54,955,782	50,359,650
Federal Agencies	3133ENHM5	Federal Farm Credit Bank	12/16/2021	12/16/2025	1.17	45,000,000	44,954,100	44,972,730	41,345,100
Federal Agencies	3133ENHM5	Federal Farm Credit Bank	12/16/2021	12/16/2025	1.17	50,000,000	49,949,000	49,969,700	45,939,000
Federal Agencies	3133EN5E6	Federal Farm Credit Bank	12/29/2022	12/29/2025	4.00	15,000,000	14,954,700	14,963,586	14,731,800
Federal Agencies	3133EN5E6	Federal Farm Credit Bank	12/29/2022	12/29/2025	4.00	20,000,000	19,939,600	19,951,449	19,642,400
Federal Agencies	3133EN5E6	Federal Farm Credit Bank	12/29/2022	12/29/2025	4.00	25,000,000	24,923,750	24,938,708	24,553,000
Federal Agencies	3133EN6A3	Federal Farm Credit Bank	1/13/2023	1/13/2026	4.00	20,000,000	19,982,400	19,985,612	19,642,400
Federal Agencies	3133EN6A3	Federal Farm Credit Bank	1/13/2023	1/13/2026	4.00	30,000,000	29,977,200	29,981,361	29,463,600
Federal Agencies	3130AUTC8	Federal Home Loan Bank	2/9/2023	2/6/2026	4.01	21,100,000	20,985,427	21,003,562	20,664,285
Federal Agencies	3133EPJX4	Federal Farm Credit Bank	5/17/2023	2/17/2026	3.63	25,000,000	24,928,500	24,933,896	24,313,250
Federal Agencies	3133EPJX4	Federal Farm Credit Bank	5/17/2023	2/17/2026	3.63	30,000,000	29,905,500	29,912,632	29,175,900

Investment Inventory

Pooled Fund

Type of Investment	CUSIP	Issuer Name	Maturity			Par Value	Original Cost	Amortized	
			Settle Date	Date	Coupon			Book Value	Market Value
Federal Agencies	3133EPBJ3	Federal Farm Credit Bank	2/23/2023	2/23/2026	4.38	25,000,000	24,953,500	24,960,246	24,773,250
Federal Agencies	3133EPBJ3	Federal Farm Credit Bank	2/23/2023	2/23/2026	4.38	28,000,000	27,954,080	27,960,742	27,746,040
Federal Agencies	3133EPBJ3	Federal Farm Credit Bank	2/23/2023	2/23/2026	4.38	50,000,000	49,918,000	49,929,896	49,546,500
Federal Agencies	3133ENJ35	Federal Farm Credit Bank	8/25/2022	2/25/2026	3.32	35,000,000	34,957,650	34,968,932	33,752,250
Federal Agencies	3133EMZ21	Federal Farm Credit Bank	8/9/2021	4/6/2026	0.69	15,500,000	15,458,150	15,475,913	13,939,460
Federal Agencies	3133ENU00	Federal Farm Credit Bank	4/8/2022	4/8/2026	2.64	20,000,000	19,961,200	19,973,947	18,910,400
Federal Agencies	3133ENU00	Federal Farm Credit Bank	4/8/2022	4/8/2026	2.64	30,000,000	29,941,800	29,960,921	28,365,600
Federal Agencies	3130AVWS7	Federal Home Loan Bank	5/10/2023	6/12/2026	3.75	17,045,000	16,991,479	16,995,413	16,560,922
Federal Agencies	3130AVWS7	Federal Home Loan Bank	5/17/2023	6/12/2026	3.75	20,000,000	19,939,200	19,943,318	19,432,000
Federal Agencies	3130AWAH3	Federal Home Loan Bank	6/1/2023	6/12/2026	4.00	10,000,000	9,934,300	9,937,920	9,782,400
Federal Agencies	3130AWAH3	Federal Home Loan Bank	6/1/2023	6/12/2026	4.00	15,000,000	14,899,350	14,904,896	14,673,600
Federal Agencies	3130AWLZ1	Federal Home Loan Bank	7/10/2023	6/12/2026	4.75	50,000,000	49,856,000	49,858,966	50,134,500
Federal Agencies	3133EPMU6	Federal Farm Credit Bank	6/15/2023	6/15/2026	4.25	20,000,000	19,969,200	19,970,521	19,778,800
Federal Agencies	3133EPMU6	Federal Farm Credit Bank	6/15/2023	6/15/2026	4.25	24,700,000	24,640,226	24,642,789	24,426,818
Federal Agencies	3133EPMU6	Federal Farm Credit Bank	6/15/2023	6/15/2026	4.25	30,000,000	29,951,400	29,953,484	29,668,200
Federal Agencies	3133EPNG6	Federal Farm Credit Bank	6/23/2023	6/23/2026	4.38	25,000,000	24,986,750	24,987,221	24,849,500
Federal Agencies	3133EPNG6	Federal Farm Credit Bank	6/23/2023	6/23/2026	4.38	25,000,000	24,986,750	24,987,221	24,849,500
Federal Agencies	3133EPNG6	Federal Farm Credit Bank	6/23/2023	6/23/2026	4.38	50,000,000	49,973,500	49,974,443	49,699,000
Federal Agencies	3130ANNM8	Federal Home Loan Bank	8/19/2021	7/13/2026	1.05	25,000,000	25,000,000	25,000,000	22,463,500
Federal Agencies	3130ANNM8	Federal Home Loan Bank	8/19/2021	7/13/2026	1.05	25,000,000	25,000,000	25,000,000	22,463,500
Federal Agencies	3130ANNM8	Federal Home Loan Bank	8/19/2021	7/13/2026	1.05	25,000,000	25,000,000	25,000,000	22,463,500
Federal Agencies	3130ANNM8	Federal Home Loan Bank	8/19/2021	7/13/2026	1.05	25,000,000	25,000,000	25,000,000	22,463,500
Federal Agencies	3130ANMP2	Federal Home Loan Bank	8/20/2021	7/27/2026	1.07	25,000,000	25,000,000	25,000,000	22,452,250
Federal Agencies	3130ANMP2	Federal Home Loan Bank	8/20/2021	7/27/2026	1.07	25,000,000	25,000,000	25,000,000	22,452,250
Federal Agencies	3130ANMP2	Federal Home Loan Bank	8/20/2021	7/27/2026	1.07	25,000,000	25,000,000	25,000,000	22,452,250
Federal Agencies	3130ANMP2	Federal Home Loan Bank	8/20/2021	7/27/2026	1.07	25,000,000	25,000,000	25,000,000	22,452,250
Federal Agencies	3130ANTG5	Federal Home Loan Bank	9/13/2021	8/10/2026	1.05	25,000,000	25,000,000	25,000,000	22,418,750
Federal Agencies	3130ANTG5	Federal Home Loan Bank	9/13/2021	8/10/2026	1.05	25,000,000	25,000,000	25,000,000	22,418,750
Federal Agencies	3130ANTG5	Federal Home Loan Bank	9/13/2021	8/10/2026	1.05	25,000,000	25,000,000	25,000,000	22,418,750
Federal Agencies	3130ANTG5	Federal Home Loan Bank	9/13/2021	8/10/2026	1.05	25,000,000	25,000,000	25,000,000	22,418,750
Federal Agencies	3130AP6T7	Federal Home Loan Bank	10/1/2021	9/3/2026	1.08	25,000,000	25,000,000	25,000,000	22,405,750
Federal Agencies	3130AP6T7	Federal Home Loan Bank	10/1/2021	9/3/2026	1.08	25,000,000	25,000,000	25,000,000	22,405,750
Federal Agencies	3130AP6T7	Federal Home Loan Bank	10/1/2021	9/3/2026	1.08	25,000,000	25,000,000	25,000,000	22,405,750
Federal Agencies	3130AP6T7	Federal Home Loan Bank	10/1/2021	9/3/2026	1.08	25,000,000	25,000,000	25,000,000	22,405,750
Federal Agencies	3130APPR0	Federal Home Loan Bank	11/18/2021	10/19/2026	1.43	25,000,000	25,000,000	25,000,000	22,622,250
Federal Agencies	3130APPR0	Federal Home Loan Bank	11/18/2021	10/19/2026	1.43	25,000,000	25,000,000	25,000,000	22,622,250
Federal Agencies	3130APPR0	Federal Home Loan Bank	11/18/2021	10/19/2026	1.43	25,000,000	25,000,000	25,000,000	22,622,250
Federal Agencies	3130APPR0	Federal Home Loan Bank	11/18/2021	10/19/2026	1.43	25,000,000	25,000,000	25,000,000	22,622,250
Federal Agencies	3134GYRY0	Federal Home Loan Mtge Corp	5/9/2023	11/2/2026	5.29	25,000,000	25,000,000	25,000,000	24,748,500
Federal Agencies	3134GYRY0	Federal Home Loan Mtge Corp	5/9/2023	11/2/2026	5.29	25,000,000	25,000,000	25,000,000	24,748,500
Federal Agencies	3134GYRY0	Federal Home Loan Mtge Corp	5/9/2023	11/2/2026	5.29	25,000,000	25,000,000	25,000,000	24,748,500
Federal Agencies	3134GYRY0	Federal Home Loan Mtge Corp	5/9/2023	11/2/2026	5.29	25,000,000	25,000,000	25,000,000	24,748,500
Federal Agencies	3130AQ7L1	Federal Home Loan Bank	12/16/2021	11/16/2026	1.61	25,000,000	25,000,000	25,000,000	22,709,500
Federal Agencies	3130AQ7L1	Federal Home Loan Bank	12/16/2021	11/16/2026	1.61	25,000,000	25,000,000	25,000,000	22,709,500
Federal Agencies	3130AQ7L1	Federal Home Loan Bank	12/16/2021	11/16/2026	1.61	25,000,000	25,000,000	25,000,000	22,709,500
Federal Agencies	3130AQ7L1	Federal Home Loan Bank	12/16/2021	11/16/2026	1.61	25,000,000	25,000,000	25,000,000	22,709,500
Federal Agencies	3130AQJ95	Federal Home Loan Bank	1/14/2022	12/14/2026	1.65	25,000,000	25,000,000	25,000,000	22,701,750
Federal Agencies	3130AQJ95	Federal Home Loan Bank	1/14/2022	12/14/2026	1.65	25,000,000	25,000,000	25,000,000	22,701,750
Federal Agencies	3130AQJ95	Federal Home Loan Bank	1/14/2022	12/14/2026	1.65	25,000,000	25,000,000	25,000,000	22,701,750
Federal Agencies	3130AQJ95	Federal Home Loan Bank	1/14/2022	12/14/2026	1.65	25,000,000	25,000,000	25,000,000	22,701,750

Investment Inventory

Pooled Fund

Type of Investment	CUSIP	Issuer Name	Settle Date	Maturity		Coupon	Par Value	Original Cost	Amortized	
				Date	Date				Book Value	Market Value
Federal Agencies	3130ARB59	Federal Home Loan Bank	3/22/2022	3/8/2027		2.35	25,000,000	25,000,000	25,000,000	22,934,250
Federal Agencies	3130ARB59	Federal Home Loan Bank	3/22/2022	3/8/2027		2.35	25,000,000	25,000,000	25,000,000	22,934,250
Federal Agencies	3130ARB59	Federal Home Loan Bank	3/22/2022	3/8/2027		2.35	25,000,000	25,000,000	25,000,000	22,934,250
Federal Agencies	3130ARB59	Federal Home Loan Bank	3/22/2022	3/8/2027		2.35	25,000,000	25,000,000	25,000,000	22,934,250
Federal Agencies	3133ENRD4	Federal Farm Credit Bank	3/16/2022	3/10/2027		1.68	48,573,000	47,432,020	47,747,357	43,953,222
Federal Agencies	3133ENTS9	Federal Farm Credit Bank	4/6/2022	4/5/2027		2.60	22,500,000	22,392,338	22,420,772	21,021,975
Federal Agencies	3133ENTS9	Federal Farm Credit Bank	4/6/2022	4/5/2027		2.60	24,500,000	24,377,010	24,409,493	22,890,595
Federal Agencies	3133ENTS9	Federal Farm Credit Bank	4/6/2022	4/5/2027		2.60	25,000,000	24,804,000	24,855,765	23,357,750
Federal Agencies	3133EN2L3	Federal Farm Credit Bank	11/17/2022	5/17/2027		4.13	4,650,000	4,646,792	4,647,294	4,582,622
Federal Agencies	3133EN2L3	Federal Farm Credit Bank	11/17/2022	5/17/2027		4.13	5,000,000	4,996,550	4,997,090	4,927,550
Federal Agencies	3133EN2L3	Federal Farm Credit Bank	11/17/2022	5/17/2027		4.13	21,000,000	20,987,001	20,989,036	20,695,710
Federal Agencies	3133EN2L3	Federal Farm Credit Bank	11/17/2022	5/17/2027		4.13	25,000,000	24,982,750	24,985,450	24,637,750
Federal Agencies	3130ASGU7	Federal Home Loan Bank	7/19/2022	6/11/2027		3.50	10,000,000	10,141,500	10,111,586	9,613,800
Federal Agencies	3130ASGU7	Federal Home Loan Bank	7/19/2022	6/11/2027		3.50	12,375,000	12,552,829	12,515,234	11,897,078
Federal Agencies	3130ASGU7	Federal Home Loan Bank	7/20/2022	6/11/2027		3.50	21,725,000	22,016,550	21,955,042	20,885,981
Federal Agencies	3133EPMV4	Federal Farm Credit Bank	6/15/2023	6/15/2027		4.13	28,940,000	28,911,928	28,912,831	28,600,823
Federal Agencies	3133ENZK9	Federal Farm Credit Bank	7/7/2022	6/28/2027		3.24	27,865,000	28,099,066	28,048,826	26,591,291
Federal Agencies	3134GYUV2	Federal Home Loan Mtge Corp	6/29/2023	6/29/2027		5.94	25,000,000	25,000,000	25,000,000	24,819,750
Federal Agencies	3134GYUV2	Federal Home Loan Mtge Corp	6/29/2023	6/29/2027		5.94	25,000,000	25,000,000	25,000,000	24,819,750
Federal Agencies	3134GYUV2	Federal Home Loan Mtge Corp	6/29/2023	6/29/2027		5.94	50,000,000	50,000,000	50,000,000	49,639,500
Federal Agencies	3133EPBM6	Federal Farm Credit Bank	2/23/2023	8/23/2027		4.13	10,000,000	9,974,000	9,976,518	9,898,400
Subtotals						4.96	\$ 7,076,982,000	\$ 7,060,430,082	\$ 7,068,583,242	\$ 6,838,879,040
Public Time Deposits	PPG62B630	Bank of San Francisco	6/5/2023	12/4/2023		5.46	\$ 10,000,000	\$ 10,000,000	\$ 10,000,000	\$ 10,000,000
Public Time Deposits	PPG42YDZ6	Bridge Bank NA	6/19/2023	12/18/2023		5.37	10,000,000	10,000,000	10,000,000	10,000,000
Public Time Deposits	PPG24NBE1	Bank of San Francisco	7/10/2023	1/8/2024		5.54	10,000,000	10,000,000	10,000,000	10,000,000
Public Time Deposits	PPG250Y96	Bridge Bank NA	7/17/2023	1/16/2024		5.49	10,000,000	10,000,000	10,000,000	10,000,000
Subtotals						5.47	\$ 40,000,000	\$ 40,000,000	\$ 40,000,000	\$ 40,000,000

Investment Inventory

Pooled Fund

Type of Investment	CUSIP	Issuer Name	Settle Date	Maturity		Coupon	Par Value	Original Cost	Amortized	
				Date	Date				Book Value	Market Value
Negotiable CDs	65602Y7E4	Norinchukin Bank/NY	2/8/2023	8/16/2023	5.05	\$ 50,000,000	\$ 50,000,000	\$ 50,000,000	\$ 49,990,000	
Negotiable CDs	06367CXR3	Bank of Montreal/CHI	9/1/2022	8/28/2023	4.23	50,000,000	50,000,000	50,000,000	49,950,500	
Negotiable CDs	78015JFJ1	Royal Bank of Canada/NY	9/20/2022	9/20/2023	4.75	50,000,000	50,000,000	50,000,000	49,937,500	
Negotiable CDs	06367CY27	Bank of Montreal/CHI	10/3/2022	9/22/2023	4.80	50,000,000	50,000,000	50,000,000	49,944,000	
Negotiable CDs	78015JHJ9	Royal Bank of Canada/NY	9/30/2022	9/22/2023	4.81	50,000,000	50,000,000	50,000,000	49,939,000	
Negotiable CDs	06367CXX0	Bank of Montreal/CHI	9/28/2022	9/25/2023	4.82	50,000,000	50,000,000	50,000,000	49,941,500	
Negotiable CDs	78015JH67	Royal Bank of Canada/NY	9/28/2022	9/25/2023	4.76	50,000,000	50,000,000	50,000,000	49,930,500	
Negotiable CDs	06367CYA9	Bank of Montreal/CHI	10/6/2022	10/6/2023	4.97	50,000,000	50,000,000	50,000,000	49,939,500	
Negotiable CDs	78015JMJ3	Royal Bank of Canada/NY	11/16/2022	10/23/2023	5.46	50,000,000	50,000,000	50,000,000	49,955,500	
Negotiable CDs	89115BC73	Toronto Dominion Bank/NY	11/2/2022	10/23/2023	5.57	50,000,000	50,000,000	50,000,000	49,981,500	
Negotiable CDs	06367D4E2	Bank of Montreal/CHI	3/1/2023	10/24/2023	5.42	100,000,000	100,000,000	100,000,000	99,951,000	
Negotiable CDs	13606KRZ1	Canadian Imperial Bank/NY	1/10/2023	11/6/2023	5.32	50,000,000	50,000,000	50,000,000	49,953,000	
Negotiable CDs	89115BJX9	Toronto Dominion Bank/NY	12/2/2022	11/20/2023	5.51	50,000,000	50,000,000	50,000,000	49,962,500	
Negotiable CDs	06417MN84	Bank of Nova Scotia/HOU	12/5/2022	11/21/2023	5.50	50,000,000	50,000,000	50,000,000	49,963,500	
Negotiable CDs	78015JPE1	Royal Bank of Canada/NY	12/19/2022	12/18/2023	5.37	50,000,000	50,000,000	50,000,000	49,912,000	
Negotiable CDs	78015JRE9	Royal Bank of Canada/NY	1/5/2023	12/29/2023	5.43	100,000,000	100,000,000	100,000,000	99,833,000	
Negotiable CDs	89115BPP0	Toronto Dominion Bank/NY	1/5/2023	1/3/2024	5.43	50,000,000	50,000,000	50,000,000	49,905,500	
Negotiable CDs	89115BPF1	Toronto Dominion Bank/NY	1/5/2023	1/5/2024	5.43	50,000,000	50,000,000	50,000,000	49,904,000	
Negotiable CDs	06367D3V5	Bank of Montreal/CHI	1/13/2023	1/12/2024	5.24	70,000,000	70,000,000	70,000,000	69,888,200	
Negotiable CDs	89115BQB9	Toronto Dominion Bank/NY	1/17/2023	1/17/2024	5.24	50,000,000	50,000,000	50,000,000	49,857,000	
Negotiable CDs	89115BST8	Toronto Dominion Bank/NY	1/30/2023	1/29/2024	5.21	100,000,000	100,000,000	100,000,000	99,683,000	
Negotiable CDs	89115BY79	Toronto Dominion Bank/NY	3/8/2023	1/29/2024	5.75	50,000,000	50,000,000	50,000,000	49,979,000	
Negotiable CDs	06417MT47	Bank of Nova Scotia/HOU	2/10/2023	2/9/2024	5.43	50,000,000	50,000,000	50,000,000	49,885,000	
Negotiable CDs	89115BWK2	Toronto Dominion Bank/NY	3/1/2023	2/22/2024	5.58	50,000,000	50,000,000	50,000,000	49,913,000	
Negotiable CDs	89115BXF2	Toronto Dominion Bank/NY	3/6/2023	3/6/2024	5.60	50,000,000	50,000,000	50,000,000	49,906,000	
Negotiable CDs	89115BNG1	Toronto Dominion Bank/NY	6/27/2023	6/5/2024	5.85	50,000,000	50,000,000	50,000,000	49,957,500	
Negotiable CDs	06367DBJ3	Bank of Montreal/CHI	7/17/2023	6/7/2024	5.89	50,000,000	50,000,000	50,000,000	49,968,500	
Negotiable CDs	06367DAU9	Bank of Montreal/CHI	6/27/2023	6/21/2024	5.87	100,000,000	100,000,000	100,000,000	99,896,000	
Negotiable CDs	78015JXW2	Royal Bank of Canada/NY	6/28/2023	6/28/2024	5.89	50,000,000	50,000,000	50,000,000	49,966,000	
Negotiable CDs	06367DAX3	Bank of Montreal/CHI	7/5/2023	7/1/2024	6.00	100,000,000	100,000,000	100,000,000	100,012,000	
Negotiable CDs	06367DBR5	Bank of Montreal/CHI	7/24/2023	7/1/2024	5.93	50,000,000	50,000,000	50,000,000	49,983,500	
Negotiable CDs	89115BRG7	Toronto Dominion Bank/NY	7/6/2023	7/1/2024	6.05	50,000,000	50,000,000	50,000,000	50,040,000	
Negotiable CDs	89115BS84	Toronto Dominion Bank/NY	7/17/2023	7/1/2024	5.91	50,000,000	50,000,000	50,000,000	49,983,000	
Negotiable CDs	89115BSQ4	Toronto Dominion Bank/NY	7/24/2023	7/1/2024	5.93	50,000,000	50,000,000	50,000,000	49,995,000	
Subtotals					5.43	\$ 1,970,000,000	\$ 1,970,000,000	\$ 1,970,000,000	\$ 1,967,726,700	
Commercial Paper	62479MV26	MUFG Bank Ltd/NY	2/7/2023	8/2/2023	0.00	\$ 50,000,000	\$ 48,785,111	\$ 49,993,097	\$ 49,985,000	
Commercial Paper	62479MV75	MUFG Bank Ltd/NY	2/7/2023	8/7/2023	0.00	50,000,000	48,750,597	49,958,583	49,949,000	
Commercial Paper	89233HVB7	Toyota Motor Credit	2/13/2023	8/11/2023	0.00	50,000,000	48,756,944	49,930,556	49,919,000	
Commercial Paper	62479MVE0	MUFG Bank Ltd/NY	1/30/2023	8/14/2023	0.00	50,000,000	48,660,667	49,911,167	49,897,500	
Commercial Paper	62479MVU4	MUFG Bank Ltd/NY	1/17/2023	8/28/2023	0.00	50,000,000	48,457,583	49,813,250	49,794,000	
Commercial Paper	89233HWV1	Toyota Motor Credit	2/10/2023	8/30/2023	0.00	50,000,000	48,601,375	49,798,208	49,778,500	
Commercial Paper	89233HY65	Toyota Motor Credit	6/26/2023	11/6/2023	0.00	50,000,000	48,987,722	49,261,722	49,267,000	
Subtotals					0.00	\$ 350,000,000	\$ 341,000,000	\$ 348,666,583	\$ 348,590,000	

Investment Inventory

Pooled Fund

Type of Investment	CUSIP	Issuer Name	Settle Date	Maturity		Coupon	Par Value	Original Cost	Amortized	
				Date	Date				Book Value	Market Value
Money Market Funds	09248U718	BlackRock Liquidity Funds T-Fund	7/31/2023	8/1/2023	5.22	\$ 20,525,052	\$ 20,525,052	\$ 20,525,052	\$ 20,525,052	
Money Market Funds	31607A703	Fidelity Govt Portfolio	7/31/2023	8/1/2023	5.26	690,035,692	690,035,692	690,035,692	690,035,692	
Money Market Funds	608919718	Federated Hermes Govt Obligations Fi	7/31/2023	8/1/2023	5.22	11,916,254	11,916,254	11,916,254	11,916,254	
Money Market Funds	262006208	Dreyfus Government Cash Manageme	7/31/2023	8/1/2023	5.20	14,895,011	14,895,011	14,895,011	14,895,011	
Money Market Funds	85749T517	State Street Institutional U.S. Govt MV	7/31/2023	8/1/2023	5.22	326,701,578	326,701,578	326,701,578	326,701,578	
Money Market Funds	61747C319	Morgan Stanley Institutional Liquidity F	7/31/2023	8/1/2023	5.25	837,167,037	837,167,037	837,167,037	837,167,037	
Subtotals						5.25	\$ 1,901,240,625	\$ 1,901,240,625	\$ 1,901,240,625	\$ 1,901,240,625
Supranationals	4581X0CC0	Inter-American Development Bank	12/15/2021	10/4/2023	3.00	\$ 25,756,000	\$ 26,837,752	\$ 25,861,216	\$ 25,644,734	
Supranationals	45906M3B5	Int'l Bank for Reconstruction and Deve	3/23/2022	6/14/2024	1.98	100,000,000	100,000,000	100,000,000	96,787,000	
Supranationals	4581X0EE4	Inter-American Development Bank	7/1/2022	7/1/2024	3.25	80,000,000	79,992,000	79,996,334	78,348,000	
Supranationals	459056HV2	Int'l Bank for Reconstruction and Deve	11/2/2021	8/28/2024	1.50	50,000,000	50,984,250	50,375,544	47,937,000	
Supranationals	4581X0DZ8	Inter-American Development Bank	11/4/2021	9/23/2024	0.50	50,000,000	49,595,500	49,839,198	47,273,000	
Supranationals	45950VQG4	International Finance Corporation	10/22/2021	9/23/2024	0.44	10,000,000	9,918,700	9,968,074	9,416,800	
Supranationals	4581X0CM8	Inter-American Development Bank	4/26/2021	1/15/2025	2.13	100,000,000	105,676,000	102,224,491	95,631,000	
Supranationals	459058JB0	Int'l Bank for Reconstruction and Deve	7/23/2021	4/22/2025	0.63	40,000,000	40,086,000	40,039,576	37,049,200	
Supranationals	4581X0DN5	Inter-American Development Bank	11/1/2021	7/15/2025	0.63	28,900,000	28,519,098	28,698,843	26,578,174	
Supranationals	45950VRU2	International Finance Corporation	1/26/2023	1/26/2026	4.02	100,000,000	100,000,000	100,000,000	97,906,000	
Supranationals	45818WDDG8	Inter-American Development Bank	8/25/2021	2/27/2026	0.82	19,500,000	19,556,907	19,532,513	19,500,000	
Supranationals	45906M4C2	Int'l Bank for Reconstruction and Deve	6/15/2023	6/15/2026	5.75	32,000,000	32,000,000	32,000,000	31,738,560	
Subtotals						2.38	\$ 636,156,000	\$ 643,166,207	\$ 638,535,790	\$ 613,809,468
Grand Totals						2.77	\$ 15,499,378,625	\$ 15,479,714,398	\$ 15,486,891,584	\$ 14,993,022,582

Monthly Investment Earnings

Pooled Fund

For month ended July 31, 2023

Type of Investment	CUSIP	Issuer Name	Par Value	Accrued Interest Earned	(Amortization) / Accretion	Realized Gain/(Loss)	Total Earnings
U.S. Agencies	3130AWLY4	FHLB 5.125 06/13/2025	\$ 10,800,000	9,225	(183)	-	\$ 9,042
U.S. Agencies	3130AWLZ1	FHLB 4.750 06/12/2026	50,000,000	138,542	2,966	-	141,508
U.S. Agencies	3130AWLY4	FHLB 5.125 06/13/2025	48,150,000	41,128	(934)	-	40,194
U.S. Treasuries	91282CFK2	T 3.500 09/15/2025	50,000,000	147,418	29,766	-	177,185
U.S. Treasuries	91282CAB7	T 0.250 07/31/2025	50,000,000	10,699	13,566	-	24,265
U.S. Treasuries	912828ZL7	T 0.375 04/30/2025	50,000,000	15,795	8,266	-	24,061
U.S. Treasuries	91282CBA8	T 0.125 12/15/2023	50,000,000	5,294	7,198	-	12,492
U.S. Treasuries	91282CBW0	T 0.750 04/30/2026	50,000,000	31,590	4,739	-	36,329
U.S. Treasuries	91282CCJ8	T 0.875 06/30/2026	50,000,000	36,855	(4,172)	-	32,682
U.S. Treasuries	912797HC4	B 0.000 10/24/2023	50,000,000	-	224,750	-	224,750
U.S. Treasuries	912828R36	T 1.625 05/15/2026	50,000,000	68,444	(34,036)	-	34,409
U.S. Treasuries	91282CCJ8	T 0.875 06/30/2026	50,000,000	36,855	18,408	-	55,263
U.S. Treasuries	912828S92	T 1.250 07/31/2023	-	51,796	(43,033)	-	8,763
U.S. Treasuries	912828G38	T 2.250 11/15/2024	50,000,000	94,769	(72,728)	-	22,041
U.S. Treasuries	91282CCJ8	T 0.875 06/30/2026	50,000,000	36,855	(1,203)	-	35,652
U.S. Treasuries	91282CBW0	T 0.750 04/30/2026	50,000,000	31,590	5,928	-	37,518
U.S. Treasuries	91282CDK4	T 1.250 11/30/2026	50,000,000	52,937	(1,229)	-	51,708
U.S. Treasuries	91282CCT6	T 0.375 08/15/2024	50,000,000	16,057	2,899	-	18,956
U.S. Treasuries	912828ZC7	T 1.125 02/28/2025	50,000,000	47,385	(21,636)	-	25,749
U.S. Treasuries	912828ZW3	T 0.250 06/30/2025	50,000,000	10,530	16,772	-	27,302
U.S. Treasuries	91282CCZ2	T 0.875 09/30/2026	50,000,000	37,056	5,595	-	42,651
U.S. Treasuries	91282CAB7	T 0.250 07/31/2025	50,000,000	10,699	11,519	-	22,218
U.S. Treasuries	912828ZW3	T 0.250 06/30/2025	50,000,000	10,530	32,670	-	43,200
U.S. Treasuries	91282YM6	T 1.500 10/31/2024	50,000,000	63,179	(41,798)	-	21,381
U.S. Treasuries	91282CAT8	T 0.250 10/31/2025	50,000,000	10,530	16,771	-	27,301
U.S. Treasuries	912828ZW3	T 0.250 06/30/2025	50,000,000	10,530	18,849	-	29,379
U.S. Treasuries	91282CCZ2	T 0.875 09/30/2026	50,000,000	37,056	11,694	-	48,750
U.S. Treasuries	91282CDV0	T 0.875 01/31/2024	50,000,000	37,446	26,719	-	64,165
U.S. Treasuries	91282CAM3	T 0.250 09/30/2025	50,000,000	10,587	17,234	-	27,822
U.S. Treasuries	91282CBA8	T 0.125 12/15/2023	50,000,000	5,294	25,173	-	30,467
U.S. Treasuries	912828ZW3	T 0.250 06/30/2025	50,000,000	10,530	12,926	-	23,456
U.S. Treasuries	91282CCL3	T 0.375 07/15/2024	50,000,000	15,913	1,131	-	17,044
U.S. Treasuries	91282CAM3	T 0.250 09/30/2025	50,000,000	10,587	14,592	-	25,179
U.S. Treasuries	91282CCW9	T 0.750 08/31/2026	50,000,000	31,590	9,496	-	41,086
U.S. Treasuries	91282CCJ8	T 0.875 06/30/2026	50,000,000	36,855	7,322	-	44,177
U.S. Treasuries	912828ZW3	T 0.250 06/30/2025	50,000,000	10,530	10,877	-	21,407
U.S. Treasuries	91282CCJ8	T 0.875 06/30/2026	50,000,000	36,855	1,162	-	38,016
U.S. Treasuries	91282CCJ8	T 0.875 06/30/2026	50,000,000	36,855	1,114	-	37,968
U.S. Treasuries	912828XB1	T 2.125 05/15/2025	50,000,000	89,504	(65,387)	-	24,117
U.S. Treasuries	91282CDQ1	T 1.250 12/31/2026	50,000,000	52,649	51,594	-	104,243
U.S. Treasuries	912828S92	T 1.250 07/31/2023	-	51,796	(42,964)	-	8,831
U.S. Treasuries	912828XT2	T 2.000 05/31/2024	50,000,000	84,699	(66,202)	-	18,498
U.S. Treasuries	91282CAT8	T 0.250 10/31/2025	50,000,000	10,530	17,325	-	27,854
U.S. Treasuries	91282CCC3	T 0.250 05/15/2024	50,000,000	10,530	8,319	-	18,849
U.S. Treasuries	91282CCJ8	T 0.875 06/30/2026	50,000,000	36,855	(7,040)	-	29,815
U.S. Treasuries	912828WE6	T 2.750 11/15/2023	50,000,000	115,829	(42,540)	-	73,289
U.S. Treasuries	91282CAT8	T 0.250 10/31/2025	50,000,000	10,530	12,719	-	23,249
U.S. Treasuries	912828Y87	T 1.750 07/31/2024	50,000,000	74,892	(56,226)	-	18,666

Monthly Investment Earnings

Pooled Fund

Type of Investment	CUSIP	Issuer Name	Par Value	Accrued Interest Earned	(Amortization) / Accretion	Realized Gain/(Loss)	Total Earnings
U.S. Treasuries	912828ZC7	T 1.125 02/28/2025	50,000,000	47,385	(21,690)	-	25,695
U.S. Treasuries	91282CCZ2	T 0.875 09/30/2026	50,000,000	37,056	5,295	-	42,351
U.S. Treasuries	912828YY0	T 1.750 12/31/2024	50,000,000	73,709	(49,765)	-	23,945
U.S. Treasuries	912828Z52	T 1.375 01/31/2025	50,000,000	58,843	(33,700)	-	25,143
U.S. Treasuries	912828ZW3	T 0.250 06/30/2025	50,000,000	10,530	16,915	-	27,445
U.S. Treasuries	912828ZF0	T 0.500 03/31/2025	50,000,000	21,175	3,443	-	24,618
U.S. Treasuries	912828ZW3	T 0.250 06/30/2025	50,000,000	10,530	15,378	-	25,908
U.S. Treasuries	9128285Z9	T 2.500 01/31/2024	50,000,000	106,988	(91,712)	-	15,276
U.S. Treasuries	912828G38	T 2.250 11/15/2024	50,000,000	94,769	(74,467)	-	20,302
U.S. Treasuries	912828Z52	T 1.375 01/31/2025	50,000,000	58,843	(33,489)	-	25,355
U.S. Treasuries	912828ZW3	T 0.250 06/30/2025	50,000,000	10,530	14,750	-	25,280
U.S. Treasuries	91282CBC4	T 0.375 12/31/2025	50,000,000	15,795	9,544	-	25,339
U.S. Treasuries	91282CCL3	T 0.375 07/15/2024	50,000,000	15,913	56	-	15,969
U.S. Treasuries	91282CDV0	T 0.875 01/31/2024	50,000,000	37,446	65,501	-	102,946
U.S. Treasuries	91282CEF4	T 2.500 03/31/2027	25,000,000	52,937	4,125	-	57,062
U.S. Treasuries	912828B66	T 2.750 02/15/2024	50,000,000	117,749	(11,481)	-	106,267
U.S. Treasuries	912828ZW3	T 0.250 06/30/2025	50,000,000	10,530	14,756	-	25,286
U.S. Treasuries	912828R36	T 1.625 05/15/2026	50,000,000	68,444	(38,871)	-	29,573
U.S. Treasuries	912828ZF0	T 0.500 03/31/2025	50,000,000	21,175	4,732	-	25,906
U.S. Treasuries	91282CAK7	T 0.125 09/15/2023	50,000,000	5,265	4,584	-	9,849
U.S. Treasuries	91282CDK4	T 1.250 11/30/2026	50,000,000	52,937	(1,997)	-	50,940
U.S. Treasuries	91282CBC4	T 0.375 12/31/2025	50,000,000	15,795	12,767	-	28,561
U.S. Treasuries	91282CCJ8	T 0.875 06/30/2026	50,000,000	36,855	(5,941)	-	30,914
U.S. Treasuries	91282CBR1	T 0.250 03/15/2024	50,000,000	10,530	54,230	-	64,760
U.S. Treasuries	91282CCJ8	T 0.875 06/30/2026	50,000,000	36,855	(5,639)	-	31,216
U.S. Treasuries	91282CCL3	T 0.375 07/15/2024	50,000,000	15,913	91,224	-	107,137
U.S. Treasuries	91282CDK4	T 1.250 11/30/2026	50,000,000	52,937	53,063	-	106,000
U.S. Treasuries	91282CBA8	T 0.125 12/15/2023	50,000,000	5,294	23,638	-	28,932
Subtotals			\$ 3,633,950,000	\$ 2,946,921	\$ 173,997	\$ -	\$ 3,120,918
Federal Agencies	3133EN4B3	FFCB 4.250 06/13/2025	\$ 15,000,000	\$ 53,125	\$ 394	\$ -	\$ 53,519
Federal Agencies	3135G04Z3	FNMA 0.500 06/17/2025	4,655,000	1,940	2,369	-	4,309
Federal Agencies	3130ATST5	FHLB 4.375 06/13/2025	9,915,000	36,148	(2,461)	-	33,688
Federal Agencies	3133EM5X6	FFCB 0.430 09/23/2024	25,000,000	8,958	714	-	9,673
Federal Agencies	3130AU4V3	FHLB 4.800 01/08/2024	25,000,000	100,000	979	-	100,979
Federal Agencies	3130ATST5	FHLB 4.375 06/13/2025	10,000,000	36,458	(1,461)	-	34,998
Federal Agencies	3130AWAH3	FHLB 4.000 06/12/2026	15,000,000	50,000	2,819	-	52,819
Federal Agencies	3133ENTS9	FFCB 2.600 04/05/2027	24,500,000	53,083	2,089	-	55,172
Federal Agencies	3130ATST5	FHLB 4.375 06/13/2025	3,000,000	10,938	(497)	-	10,440
Federal Agencies	313384JK6	FHDN 0.000 07/21/2023	-	-	110,000	-	110,000
Federal Agencies	3130ANNM8	FHLB 1.050 07/13/2026	25,000,000	21,875	-	-	21,875
Federal Agencies	3130AQJ95	FHLB 1.645 12/14/2026	25,000,000	34,271	-	-	34,271
Federal Agencies	313384MD8	FHDN 0.000 09/25/2023	25,000,000	-	105,594	-	105,594
Federal Agencies	313384NE5	FHDN 0.000 10/20/2023	35,000,000	-	147,681	-	147,681
Federal Agencies	3133EPJX4	FFCB 3.625 02/17/2026	25,000,000	75,521	2,201	-	77,722
Federal Agencies	3133EPKA2	FFCB 4.000 08/18/2025	26,500,000	88,333	609	-	88,942
Federal Agencies	3130AWAH3	FHLB 4.000 06/12/2026	10,000,000	33,333	1,840	-	35,173
Federal Agencies	313384KP3	FHDN 0.000 08/18/2023	15,000,000	-	64,713	-	64,713
Federal Agencies	3133EPMU6	FFCB 4.250 06/15/2026	24,700,000	87,479	1,691	-	89,170

Monthly Investment Earnings

Pooled Fund

<u>Type of Investment</u>	<u>CUSIP</u>	<u>Issuer Name</u>	<u>Par Value</u>	<u>Accrued Interest Earned</u>	<u>(Amortization) / Accretion</u>	<u>Realized Gain/(Loss)</u>	<u>Total Earnings</u>
Federal Agencies	3133EPNG6	FFCB 4.375 06/23/2026	25,000,000	91,146	375	-	91,521
Federal Agencies	3133EPNG6	FFCB 4.375 06/23/2026	25,000,000	91,146	375	-	91,521
Federal Agencies	3134GYUV2	FHLMC 5.940 06/29/2027	25,000,000	123,750	-	-	123,750
Federal Agencies	3133ENHM5	FFCB 1.170 12/16/2025	45,000,000	43,875	974	-	44,849
Federal Agencies	3130ATST5	FHLB 4.375 06/13/2025	25,500,000	92,969	(5,046)	-	87,922
Federal Agencies	3130APPR0	FHLB 1.430 10/19/2026	25,000,000	29,792	-	-	29,792
Federal Agencies	3130APPR0	FHLB 1.430 10/19/2026	25,000,000	29,792	-	-	29,792
Federal Agencies	3133ENKS8	FFCB 1.125 01/06/2025	25,000,000	23,438	1,598	-	25,036
Federal Agencies	3133EPBJ3	FFCB 4.375 02/23/2026	50,000,000	182,292	2,319	-	184,611
Federal Agencies	3133ENYH7	FFCB 2.625 06/10/2024	100,000,000	218,750	5,471	-	224,221
Federal Agencies	3133EMS37	FFCB 0.125 07/14/2023	-	2,257	1,286	-	3,543
Federal Agencies	3130A1XJ2	FHLB 2.875 06/14/2024	17,980,000	43,077	(2,610)	-	40,467
Federal Agencies	3133ENYX2	FFCB 3.250 06/17/2024	25,000,000	67,708	1,240	-	68,949
Federal Agencies	3133EPKA2	FFCB 4.000 08/18/2025	30,000,000	100,000	689	-	100,689
Federal Agencies	3130AQ7L1	FHLB 1.605 11/16/2026	25,000,000	33,438	-	-	33,438
Federal Agencies	313384JQ3	FHDN 0.000 07/26/2023	-	-	85,938	-	85,938
Federal Agencies	3130ANTG5	FHLB 1.050 08/10/2026	25,000,000	21,875	-	-	21,875
Federal Agencies	313384NX3	FHDN 0.000 11/06/2023	50,000,000	-	221,090	-	221,090
Federal Agencies	3135G04Z3	FNMA 0.500 06/17/2025	10,000,000	4,167	5,068	-	9,235
Federal Agencies	3130ANMP2	FHLB 1.070 07/27/2026	25,000,000	22,292	-	-	22,292
Federal Agencies	3130AQJ95	FHLB 1.645 12/14/2026	25,000,000	34,271	-	-	34,271
Federal Agencies	3133EM5X6	FFCB 0.430 09/23/2024	50,000,000	17,917	1,428	-	19,345
Federal Agencies	3133EN4N7	FFCB 4.250 12/20/2024	10,000,000	35,417	725	-	36,142
Federal Agencies	3137EAEP0	FHLMC 1.500 02/12/2025	5,000,000	6,250	65	-	6,315
Federal Agencies	313384LR8	FHDN 0.000 09/13/2023	25,000,000	-	111,944	-	111,944
Federal Agencies	3133ENZS2	FFCB 3.100 06/28/2024	25,000,000	64,583	573	-	65,156
Federal Agencies	3133EPJX4	FFCB 3.625 02/17/2026	30,000,000	90,625	2,909	-	93,534
Federal Agencies	3133EPNG6	FFCB 4.375 06/23/2026	50,000,000	182,292	750	-	183,041
Federal Agencies	3133EN2L3	FFCB 4.125 05/17/2027	4,650,000	15,984	61	-	16,045
Federal Agencies	3133EN5E6	FFCB 4.000 12/29/2025	15,000,000	50,000	1,281	-	51,281
Federal Agencies	3134GYUV2	FHLMC 5.940 06/29/2027	50,000,000	247,500	-	-	247,500
Federal Agencies	3133EN4N7	FFCB 4.250 12/20/2024	25,000,000	88,542	1,930	-	90,471
Federal Agencies	3133ENEJ5	FFCB 0.875 11/18/2024	10,000,000	7,292	325	-	7,617
Federal Agencies	3130AWFH8	FHLB 5.510 07/12/2024	50,000,000	229,583	-	-	229,583
Federal Agencies	3133EPBM6	FFCB 4.125 08/23/2027	10,000,000	34,375	491	-	34,866
Federal Agencies	3130ARHG9	FHLB 2.125 02/28/2024	25,000,000	44,271	1,253	-	45,524
Federal Agencies	3133ENYQ7	FFCB 2.950 06/13/2025	50,000,000	122,917	693	-	123,610
Federal Agencies	3130A1XJ2	FHLB 2.875 06/14/2024	25,500,000	61,094	(2,131)	-	58,962
Federal Agencies	3130AWER7	FHLB 4.625 06/06/2025	15,000,000	57,813	532	-	58,345
Federal Agencies	313384KU2	FHDN 0.000 08/23/2023	10,000,000	-	44,778	-	44,778
Federal Agencies	3130ATST5	FHLB 4.375 06/13/2025	24,000,000	87,500	(3,249)	-	84,251
Federal Agencies	313384NK1	FHDN 0.000 10/25/2023	43,944,000	-	194,312	-	194,312
Federal Agencies	3133EPBJ3	FFCB 4.375 02/23/2026	25,000,000	91,146	1,315	-	92,461
Federal Agencies	3133EMTW2	FFCB 0.300 03/18/2024	50,000,000	12,500	1,711	-	14,211
Federal Agencies	3130AWER7	FHLB 4.625 06/06/2025	52,000,000	200,417	1,845	-	202,262
Federal Agencies	3130A3VC5	FHLB 2.250 12/08/2023	30,000,000	56,250	(38,452)	-	17,798
Federal Agencies	3133EPHD0	FFCB 4.500 10/28/2024	20,000,000	75,000	1,784	-	76,784
Federal Agencies	3134GYRY0	FHLMC 5.290 11/02/2026	25,000,000	110,208	-	-	110,208
Federal Agencies	313384MV8	FHDN 0.000 10/11/2023	25,000,000	-	105,917	-	105,917

Monthly Investment Earnings

Pooled Fund

<u>Type of Investment</u>	<u>CUSIP</u>	<u>Issuer Name</u>	<u>Par Value</u>	<u>Accrued Interest Earned</u>	<u>(Amortization) / Accretion</u>	<u>Realized Gain/(Loss)</u>	<u>Total Earnings</u>
Federal Agencies	3133ENGF1	FFCB 0.500 12/01/2023	25,000,000	10,417	1,544	-	11,960
Federal Agencies	3135G03U5	FNMA 0.625 04/22/2025	50,000,000	26,042	(2,426)	-	23,616
Federal Agencies	3130AVWS7	FHLB 3.750 06/12/2026	17,045,000	53,266	1,470	-	54,735
Federal Agencies	3133ENZ37	FFCB 4.875 01/10/2025	20,000,000	81,250	47	-	81,297
Federal Agencies	3133EPHD0	FFCB 4.500 10/28/2024	25,000,000	93,750	2,315	-	96,065
Federal Agencies	313384JK6	FHDN 0.000 07/21/2023	-	-	42,917	-	42,917
Federal Agencies	3133EPMU6	FFCB 4.250 06/15/2026	30,000,000	106,250	1,375	-	107,625
Federal Agencies	3134GYUV2	FHLMC 5.940 06/29/2027	25,000,000	123,750	-	-	123,750
Federal Agencies	313384MV8	FHDN 0.000 10/11/2023	40,000,000	-	165,333	-	165,333
Federal Agencies	3133EPAG0	FFCB 4.250 02/10/2025	10,000,000	35,417	2,239	-	37,656
Federal Agencies	3133EPMV4	FFCB 4.125 06/15/2027	28,940,000	99,481	596	-	100,077
Federal Agencies	313384NE5	FHDN 0.000 10/20/2023	40,613,000	-	183,605	-	183,605
Federal Agencies	3130APPR0	FHLB 1.430 10/19/2026	25,000,000	29,792	-	-	29,792
Federal Agencies	3135GAG39	FNMA 5.375 12/30/2024	25,000,000	111,979	-	-	111,979
Federal Agencies	3130AWER7	FHLB 4.625 06/06/2025	10,000,000	38,542	355	-	38,897
Federal Agencies	3130AWER7	FHLB 4.625 06/06/2025	25,000,000	96,354	887	-	97,241
Federal Agencies	3133EM2E1	FFCB 0.160 08/10/2023	50,000,000	6,667	1,274	-	7,941
Federal Agencies	3137EAEP0	FHLMC 1.500 02/12/2025	50,000,000	62,500	654	-	63,154
Federal Agencies	3130ATVD6	FHLB 4.875 09/13/2024	50,000,000	203,125	(2,856)	-	200,269
Federal Agencies	3133ENTS9	FFCB 2.600 04/05/2027	22,500,000	48,750	1,829	-	50,579
Federal Agencies	3135G0X24	FNMA 1.625 01/07/2025	39,060,000	52,894	(35,924)	-	16,969
Federal Agencies	3130A1XJ2	FHLB 2.875 06/14/2024	50,000,000	119,792	(8,321)	-	111,471
Federal Agencies	3133EPKA2	FFCB 4.000 08/18/2025	25,000,000	83,333	678	-	84,011
Federal Agencies	3130AUTC8	FHLB 4.010 02/06/2026	21,100,000	70,509	3,250	-	73,759
Federal Agencies	313384MQ9	FHDN 0.000 10/06/2023	30,000,000	-	126,583	-	126,583
Federal Agencies	3130AP6T7	FHLB 1.075 09/03/2026	25,000,000	22,396	-	-	22,396
Federal Agencies	3130A1XJ2	FHLB 2.875 06/14/2024	15,955,000	38,226	(2,186)	-	36,040
Federal Agencies	3130AV7L0	FHLB 5.000 02/28/2025	35,000,000	145,833	1,967	-	147,801
Federal Agencies	3133EM6N7	FFCB 0.170 09/27/2023	50,000,000	7,083	2,123	-	9,207
Federal Agencies	3133ENLF5	FFCB 0.900 01/18/2024	11,856,000	8,892	5,296	-	14,188
Federal Agencies	3130AQJ95	FHLB 1.645 12/14/2026	25,000,000	34,271	-	-	34,271
Federal Agencies	3133EN5E6	FFCB 4.000 12/29/2025	25,000,000	83,333	2,157	-	85,490
Federal Agencies	3130AFW94	FHLB 2.500 02/13/2024	39,010,000	81,271	(61,729)	-	19,542
Federal Agencies	3130AVWS7	FHLB 3.750 06/12/2026	20,000,000	62,500	1,680	-	64,180
Federal Agencies	3130ARB59	FHLB 2.350 03/08/2027	25,000,000	48,958	-	-	48,958
Federal Agencies	3130ASGU7	FHLB 3.500 06/11/2027	21,725,000	63,365	(5,058)	-	58,307
Federal Agencies	313384MH9	FHDN 0.000 09/29/2023	25,000,000	-	105,486	-	105,486
Federal Agencies	3133EN6A3	FFCB 4.000 01/13/2026	30,000,000	100,000	645	-	100,645
Federal Agencies	3133ENUD0	FFCB 2.640 04/08/2026	20,000,000	44,000	823	-	44,823
Federal Agencies	3133ENZ37	FFCB 4.875 01/10/2025	10,000,000	40,625	23	-	40,648
Federal Agencies	3130ATUQ8	FHLB 4.750 03/08/2024	30,000,000	118,750	(117)	-	118,633
Federal Agencies	3133EMV25	FFCB 0.450 07/23/2024	50,000,000	18,750	(2,636)	-	16,114
Federal Agencies	3133EPMU6	FFCB 4.250 06/15/2026	20,000,000	70,833	871	-	71,705
Federal Agencies	3130ASGU7	FHLB 3.500 06/11/2027	10,000,000	29,167	(2,453)	-	26,713
Federal Agencies	3130AJXD6	FHLB 0.125 09/08/2023	20,975,000	2,185	8,259	-	10,444
Federal Agencies	3133ENEJ5	FFCB 0.875 11/18/2024	10,000,000	7,292	325	-	7,617
Federal Agencies	3133ENHR4	FFCB 0.680 12/20/2023	25,000,000	14,167	510	-	14,676
Federal Agencies	3133EMRZ7	FFCB 0.250 02/26/2024	5,000,000	1,042	51	-	1,093
Federal Agencies	3133EMRZ7	FFCB 0.250 02/26/2024	100,000,000	20,833	1,019	-	21,853

Monthly Investment Earnings

Pooled Fund

<u>Type of Investment</u>	<u>CUSIP</u>	<u>Issuer Name</u>	<u>Par Value</u>	<u>Accrued Interest Earned</u>	<u>(Amortization) / Accretion</u>	<u>Realized Gain/(Loss)</u>	<u>Total Earnings</u>
Federal Agencies	3130ANTG5	FHLB 1.050 08/10/2026	25,000,000	21,875	-	-	21,875
Federal Agencies	3135G0U43	FNMA 2.875 09/12/2023	29,648,000	71,032	(55,303)	-	15,729
Federal Agencies	3135GAG39	FNMA 5.375 12/30/2024	25,000,000	111,979	-	-	111,979
Federal Agencies	3130ARB59	FHLB 2.350 03/08/2027	25,000,000	48,958	-	-	48,958
Federal Agencies	3130A8ZQ9	FHLB 1.750 09/12/2025	10,295,000	15,014	(6,163)	-	8,850
Federal Agencies	313384MQ9	FHDN 0.000 10/06/2023	36,000,000	-	151,900	-	151,900
Federal Agencies	3133ENJ84	FFCB 3.375 08/26/2024	50,000,000	140,625	3,541	-	144,166
Federal Agencies	313384LJ6	FHDN 0.000 09/06/2023	50,000,000	-	198,917	-	198,917
Federal Agencies	3130ATUQ8	FHLB 4.750 03/08/2024	20,000,000	79,167	(52)	-	79,115
Federal Agencies	3133EM5X6	FFCB 0.430 09/23/2024	50,000,000	17,917	1,428	-	19,345
Federal Agencies	3133EMS37	FFCB 0.125 07/14/2023	-	2,257	1,652	-	3,909
Federal Agencies	3133ELQY3	FFCB 1.210 03/03/2025	24,000,000	24,200	614	-	24,814
Federal Agencies	3130ASME6	FHLB 3.000 07/08/2024	10,000,000	25,000	823	-	25,823
Federal Agencies	313384NE5	FHDN 0.000 10/20/2023	54,113,000	-	228,327	-	228,327
Federal Agencies	313384JC4	FHDN 0.000 07/14/2023	-	-	86,667	-	86,667
Federal Agencies	3133ENZ37	FFCB 4.875 01/10/2025	20,000,000	81,250	16	-	81,266
Federal Agencies	3130ASGU7	FHLB 3.500 06/11/2027	12,375,000	36,094	(3,083)	-	33,011
Federal Agencies	3133EN2L3	FFCB 4.125 05/17/2027	5,000,000	17,188	65	-	17,253
Federal Agencies	3130AQJ95	FHLB 1.645 12/14/2026	25,000,000	34,271	-	-	34,271
Federal Agencies	3133ENYX2	FFCB 3.250 06/17/2024	50,000,000	135,417	1,272	-	136,689
Federal Agencies	3135GAG39	FNMA 5.375 12/30/2024	25,000,000	111,979	-	-	111,979
Federal Agencies	3130ANMP2	FHLB 1.070 07/27/2026	25,000,000	22,292	-	-	22,292
Federal Agencies	3133ENP79	FFCB 4.250 09/26/2024	50,000,000	177,083	170	-	177,253
Federal Agencies	3130ASG86	FHLB 3.375 06/13/2025	12,700,000	35,719	(3,146)	-	32,573
Federal Agencies	3130AUVZ4	FHLB 4.500 02/13/2025	50,000,000	187,500	3,329	-	190,829
Federal Agencies	3134GYRY0	FHLMC 5.290 11/02/2026	25,000,000	110,208	-	-	110,208
Federal Agencies	3133EMTW2	FFCB 0.300 03/18/2024	50,000,000	12,500	1,713	-	14,213
Federal Agencies	3130ATUQ8	FHLB 4.750 03/08/2024	30,000,000	118,750	1,468	-	120,218
Federal Agencies	3130ANMP2	FHLB 1.070 07/27/2026	25,000,000	22,292	-	-	22,292
Federal Agencies	313383YJ4	FHLB 3.375 09/08/2023	25,000,000	70,313	(5,452)	-	64,861
Federal Agencies	3133EN2L3	FFCB 4.125 05/17/2027	21,000,000	72,188	245	-	72,433
Federal Agencies	3133ENLF5	FFCB 0.900 01/18/2024	50,000,000	37,500	12,946	-	50,446
Federal Agencies	3133EPAG0	FFCB 4.250 02/10/2025	29,875,000	105,807	6,740	-	112,547
Federal Agencies	313384HV4	FHDN 0.000 07/07/2023	-	-	20,417	-	20,417
Federal Agencies	3133ELCP7	FFCB 1.625 12/03/2024	25,000,000	33,854	679	-	34,533
Federal Agencies	3133ELQY3	FFCB 1.210 03/03/2025	16,000,000	16,133	159	-	16,293
Federal Agencies	313384MV8	FHDN 0.000 10/11/2023	25,000,000	-	105,917	-	105,917
Federal Agencies	3130A3VC5	FHLB 2.250 12/08/2023	10,000,000	18,750	(12,817)	-	5,933
Federal Agencies	3133ENZ94	FFCB 4.500 11/18/2024	25,000,000	93,750	1,124	-	94,874
Federal Agencies	3133EPDL6	FFCB 4.850 10/01/2025	50,000,000	202,083	-	-	202,083
Federal Agencies	3135G05X7	FNMA 0.375 08/25/2025	72,500,000	22,656	12,045	-	34,701
Federal Agencies	313383YJ4	FHLB 3.375 09/08/2023	40,000,000	112,500	(7,769)	-	104,731
Federal Agencies	313383YJ4	FHLB 3.375 09/08/2023	25,000,000	70,313	(5,319)	-	64,994
Federal Agencies	3133ENWP1	FFCB 2.625 05/16/2024	45,000,000	98,438	2,576	-	101,014
Federal Agencies	3135G03U5	FNMA 0.625 04/22/2025	50,000,000	26,042	19,039	-	45,081
Federal Agencies	3135GAFY2	FNMA 5.320 10/03/2024	25,000,000	110,833	-	-	110,833
Federal Agencies	3130AQ7L1	FHLB 1.605 11/16/2026	25,000,000	33,438	-	-	33,438
Federal Agencies	3130ARB59	FHLB 2.350 03/08/2027	25,000,000	48,958	-	-	48,958
Federal Agencies	3130ASHK8	FHLB 3.125 06/14/2024	28,210,000	73,464	4,253	-	77,716

Monthly Investment Earnings

Pooled Fund

<u>Type of Investment</u>	<u>CUSIP</u>	<u>Issuer Name</u>	<u>Par Value</u>	<u>Accrued Interest Earned</u>	<u>(Amortization) / Accretion</u>	<u>Realized Gain/(Loss)</u>	<u>Total Earnings</u>
Federal Agencies	313384JS9	FHDN 0.000 07/28/2023	-	-	180,000	-	180,000
Federal Agencies	313384ST7	FHDN 0.000 02/06/2024	10,650,000	-	44,020	-	44,020
Federal Agencies	3133ENGQ7	FFCB 0.920 12/09/2024	50,000,000	38,333	424	-	38,758
Federal Agencies	3133ENKS8	FFCB 1.125 01/06/2025	25,000,000	23,438	1,598	-	25,036
Federal Agencies	3133ENYX2	FFCB 3.250 06/17/2024	25,000,000	67,708	1,251	-	68,959
Federal Agencies	3133EPBJ3	FFCB 4.375 02/23/2026	28,000,000	102,083	1,299	-	103,382
Federal Agencies	3130ANTG5	FHLB 1.050 08/10/2026	25,000,000	21,875	-	-	21,875
Federal Agencies	3130ASG86	FHLB 3.375 06/13/2025	11,940,000	33,581	(1,787)	-	31,794
Federal Agencies	3133EMRZ7	FFCB 0.250 02/26/2024	5,000,000	1,042	51	-	1,093
Federal Agencies	3133EMWT5	FFCB 0.600 04/21/2025	50,000,000	25,000	562	-	25,562
Federal Agencies	3133EMWV0	FFCB 0.350 04/22/2024	16,545,000	4,826	(132)	-	4,693
Federal Agencies	3137EAEP0	FHLMC 1.500 02/12/2025	5,000,000	6,250	65	-	6,315
Federal Agencies	3130ATT31	FHLB 4.500 10/03/2024	50,000,000	187,500	6,160	-	193,660
Federal Agencies	313384LY3	FHDN 0.000 09/20/2023	50,000,000	-	210,111	-	210,111
Federal Agencies	3130AQ7L1	FHLB 1.605 11/16/2026	25,000,000	33,438	-	-	33,438
Federal Agencies	3133ENEY2	FFCB 0.450 07/24/2023	-	14,375	133	-	14,508
Federal Agencies	3130ATUQ8	FHLB 4.750 03/08/2024	10,000,000	39,583	(861)	-	38,723
Federal Agencies	3130ANTG5	FHLB 1.050 08/10/2026	25,000,000	21,875	-	-	21,875
Federal Agencies	3130ATST5	FHLB 4.375 06/13/2025	10,000,000	36,458	(2,627)	-	33,831
Federal Agencies	3133EPBF1	FFCB 4.875 08/21/2024	10,000,000	40,625	244	-	40,869
Federal Agencies	3133ENGQ7	FFCB 0.920 12/09/2024	50,000,000	38,333	1,047	-	39,380
Federal Agencies	3130AU4V3	FHLB 4.800 01/08/2024	11,000,000	44,000	86	-	44,086
Federal Agencies	3133EN5E6	FFCB 4.000 12/29/2025	20,000,000	66,667	1,708	-	68,375
Federal Agencies	3133ENEJ5	FFCB 0.875 11/18/2024	50,000,000	36,458	1,626	-	38,085
Federal Agencies	3133EMWV0	FFCB 0.350 04/22/2024	29,424,000	8,582	(236)	-	8,346
Federal Agencies	3137EAEX3	FHLMC 0.375 09/23/2025	22,600,000	7,063	5,676	-	12,738
Federal Agencies	3133ENUD0	FFCB 2.640 04/08/2026	30,000,000	66,000	1,235	-	67,235
Federal Agencies	3134GYRY0	FHLMC 5.290 11/02/2026	25,000,000	110,208	-	-	110,208
Federal Agencies	313384MD8	FHDN 0.000 09/25/2023	25,000,000	-	105,594	-	105,594
Federal Agencies	3130AP6T7	FHLB 1.075 09/03/2026	25,000,000	22,396	-	-	22,396
Federal Agencies	3133ENXE5	FFCB 2.850 05/23/2025	20,000,000	47,500	792	-	48,292
Federal Agencies	3130AP6T7	FHLB 1.075 09/03/2026	25,000,000	22,396	-	-	22,396
Federal Agencies	3130AQ7L1	FHLB 1.605 11/16/2026	25,000,000	33,438	-	-	33,438
Federal Agencies	3133EN2L3	FFCB 4.125 05/17/2027	25,000,000	85,938	326	-	86,263
Federal Agencies	3130ANNM8	FHLB 1.050 07/13/2026	25,000,000	21,875	-	-	21,875
Federal Agencies	3130ASHK8	FHLB 3.125 06/14/2024	28,000,000	72,917	4,271	-	77,188
Federal Agencies	3130AUYG3	FHLB 5.100 02/16/2024	25,000,000	106,250	297	-	106,547
Federal Agencies	3133ENGF1	FFCB 0.500 12/01/2023	75,000,000	31,250	4,631	-	35,881
Federal Agencies	3130AN4A5	FHLB 0.700 06/30/2025	17,680,000	10,313	(1,169)	-	9,145
Federal Agencies	3133ENXE5	FFCB 2.850 05/23/2025	6,000,000	14,250	238	-	14,488
Federal Agencies	3133EPBF1	FFCB 4.875 08/21/2024	20,000,000	81,250	453	-	81,703
Federal Agencies	3133EPBF1	FFCB 4.875 08/21/2024	25,000,000	101,563	567	-	102,129
Federal Agencies	3134GYRY0	FHLMC 5.290 11/02/2026	25,000,000	110,208	-	-	110,208
Federal Agencies	3133ENZK9	FFCB 3.240 06/28/2027	27,865,000	75,236	(3,993)	-	71,242
Federal Agencies	3130ANMP2	FHLB 1.070 07/27/2026	25,000,000	22,292	-	-	22,292
Federal Agencies	3130AP6T7	FHLB 1.075 09/03/2026	25,000,000	22,396	-	-	22,396
Federal Agencies	3133ENJ35	FFCB 3.320 02/25/2026	35,000,000	96,833	1,026	-	97,859
Federal Agencies	3133EMWV0	FFCB 0.350 04/22/2024	39,000,000	11,375	(312)	-	11,063
Federal Agencies	3135G05X7	FNMA 0.375 08/25/2025	25,000,000	7,813	5,987	-	13,799

Monthly Investment Earnings Pooled Fund

<u>Type of Investment</u>	<u>CUSIP</u>	<u>Issuer Name</u>	<u>Par Value</u>	<u>Accrued Interest Earned</u>	<u>(Amortization) / Accretion</u>	<u>Realized Gain/(Loss)</u>	<u>Total Earnings</u>
Federal Agencies	3137EAEP0	FHLMC 1.500 02/12/2025	15,000,000	18,750	196	-	18,946
Federal Agencies	3137EAEP0	FHLMC 1.500 02/12/2025	53,532,000	66,915	(42,685)	-	24,230
Federal Agencies	3130ANNM8	FHLB 1.050 07/13/2026	25,000,000	21,875	-	-	21,875
Federal Agencies	3130ARHG9	FHLB 2.125 02/28/2024	11,000,000	19,479	551	-	20,031
Federal Agencies	313384KF5	FHDN 0.000 08/10/2023	75,000,000	-	311,292	-	311,292
Federal Agencies	3133EN4B3	FFCB 4.250 06/13/2025	15,000,000	53,125	346	-	53,471
Federal Agencies	3133ENRD4	FFCB 1.680 03/10/2027	48,573,000	68,002	19,434	-	87,436
Federal Agencies	3130ASME6	FHLB 3.000 07/08/2024	17,500,000	43,750	1,440	-	45,190
Federal Agencies	3130AV7L0	FHLB 5.000 02/28/2025	25,000,000	104,167	1,405	-	105,572
Federal Agencies	3133ENEG1	FFCB 1.050 11/17/2025	55,000,000	48,125	1,634	-	49,759
Federal Agencies	3137EAEV7	FHLMC 0.250 08/24/2023	40,776,000	8,495	11,550	-	20,045
Federal Agencies	3133ELNE0	FFCB 1.430 02/14/2024	20,495,000	24,423	(9,891)	-	14,533
Federal Agencies	3130APPR0	FHLB 1.430 10/19/2026	25,000,000	29,792	-	-	29,792
Federal Agencies	3133ENGF1	FFCB 0.500 12/01/2023	25,000,000	10,417	1,544	-	11,960
Federal Agencies	3133ENHR4	FFCB 0.680 12/20/2023	25,000,000	14,167	527	-	14,693
Federal Agencies	3130ANNM8	FHLB 1.050 07/13/2026	25,000,000	21,875	-	-	21,875
Federal Agencies	3130ARB59	FHLB 2.350 03/08/2027	25,000,000	48,958	-	-	48,958
Federal Agencies	3130ATUQ8	FHLB 4.750 03/08/2024	25,000,000	98,958	1,224	-	100,182
Federal Agencies	3133EN6A3	FFCB 4.000 01/13/2026	20,000,000	66,667	498	-	67,164
Federal Agencies	313384MH9	FHDN 0.000 09/29/2023	25,000,000	-	105,486	-	105,486
Federal Agencies	3133ENEG1	FFCB 1.050 11/17/2025	39,675,000	34,716	1,120	-	35,835
Federal Agencies	3133EN4N7	FFCB 4.250 12/20/2024	25,000,000	88,542	1,930	-	90,471
Federal Agencies	3133ENHR4	FFCB 0.680 12/20/2023	62,000,000	35,133	1,253	-	36,387
Federal Agencies	3133ENTS9	FFCB 2.600 04/05/2027	25,000,000	54,167	3,329	-	57,496
Federal Agencies	3135GAFY2	FNMA 5.320 10/03/2024	50,000,000	221,667	-	-	221,667
Federal Agencies	3137EAEP0	FHLMC 1.500 02/12/2025	5,000,000	6,250	65	-	6,315
Federal Agencies	313384MV8	FHDN 0.000 10/11/2023	60,000,000	-	248,000	-	248,000
Federal Agencies	3133ENZS2	FFCB 3.100 06/28/2024	50,000,000	129,167	1,145	-	130,312
Federal Agencies	3135G03U5	FNMA 0.625 04/22/2025	37,938,000	19,759	14,359	-	34,119
Federal Agencies	3133ENHM5	FFCB 1.170 12/16/2025	50,000,000	48,750	1,082	-	49,832
Federal Agencies	3133ENKS8	FFCB 1.125 01/06/2025	20,000,000	18,750	1,279	-	20,029
Federal Agencies	3133ENZS2	FFCB 3.100 06/28/2024	25,000,000	64,583	530	-	65,113
Federal Agencies	3135GAG39	FNMA 5.375 12/30/2024	25,000,000	111,979	-	-	111,979
Federal Agencies	3133EMZ21	FFCB 0.690 04/06/2026	15,500,000	8,913	763	-	9,675
Federal Agencies	3133EN4B3	FFCB 4.250 06/13/2025	15,000,000	53,125	372	-	53,497
Federal Agencies	3133ENWP1	FFCB 2.625 05/16/2024	50,000,000	109,375	2,863	-	112,238
Federal Agencies	3130ASME6	FHLB 3.000 07/08/2024	15,000,000	37,500	1,234	-	38,734
Federal Agencies	313384HT9	FHDN 0.000 07/05/2023	-	-	26,750	-	26,750
Federal Agencies	3135GAFY2	FNMA 5.320 10/03/2024	25,000,000	110,833	-	-	110,833
Subtotals			\$ 6,968,032,000	\$ 13,456,117	\$ 3,785,230	\$ -	\$ 17,241,347
Public Time Deposits	PPG24NBE1	BKSANF 5.540 01/08/2024	\$ 10,000,000	\$ 33,856	\$ -	\$ -	33,856
Public Time Deposits	PPG250Y96	BRIDGE 5.490 01/16/2024	10,000,000	22,562	-	-	22,562
Public Time Deposits	PPFTLUBP3	BKSANF 4.850 07/10/2023	-	12,125	-	-	12,125
Public Time Deposits	PPG42YDZ6	BRIDGE 5.370 12/18/2023	10,000,000	45,608	-	-	45,608
Public Time Deposits	PPG62B630	BKSANF 5.460 12/04/2023	10,000,000	47,017	-	-	47,017
Subtotals			\$ 40,000,000	\$ 161,167	\$ -	\$ -	\$ 161,167

Monthly Investment Earnings Pooled Fund

Type of Investment	CUSIP	Issuer Name	Par Value	Accrued Interest Earned	(Amortization) / Accretion	Realized Gain/(Loss)	Total Earnings
Negotiable CDs	89115BNG1	TDNY 5.850 06/05/2024	\$ 50,000,000	\$ 251,875	\$ -	\$ -	\$ 251,875
Negotiable CDs	89115BS84	TDNY 5.910 07/01/2024	50,000,000	123,125	-	-	123,125
Negotiable CDs	06367CWT0	BMOCHG 3.750 07/03/2023	-	10,417	-	-	10,417
Negotiable CDs	06367DBJ3	BMOCHG 5.890 06/07/2024	50,000,000	122,708	-	-	122,708
Negotiable CDs	06367D2M6	BMOCHG 5.300 07/03/2023	-	14,722	-	-	14,722
Negotiable CDs	78015JXW2	RY 5.890 06/28/2024	50,000,000	253,597	-	-	253,597
Negotiable CDs	06367DBR5	BMOCHG 5.930 07/01/2024	50,000,000	65,889	-	-	65,889
Negotiable CDs	89115BSQ4	TDNY 5.930 07/01/2024	50,000,000	65,889	-	-	65,889
Negotiable CDs	06367DAX3	BMOCHG 6.000 07/01/2024	100,000,000	450,000	-	-	450,000
Negotiable CDs	06417MB87	BNSHOU 3.730 07/03/2023	-	10,361	-	-	10,361
Negotiable CDs	89115BY79	TDNY 5.750 01/29/2024	50,000,000	247,569	-	-	247,569
Negotiable CDs	06367D3V5	BMOCHG 5.240 01/12/2024	70,000,000	315,856	-	-	315,856
Negotiable CDs	89115BRG7	TDNY 6.050 07/01/2024	50,000,000	218,472	-	-	218,472
Negotiable CDs	06367DAU9	BMOCHG 5.870 06/21/2024	100,000,000	505,472	-	-	505,472
Negotiable CDs	78015JH67	RY 4.760 09/25/2023	50,000,000	204,944	-	-	204,944
Negotiable CDs	89115BPB0	TDNY 5.430 01/03/2024	50,000,000	233,792	-	-	233,792
Negotiable CDs	06417MN84	BNSHOU 5.500 11/21/2023	50,000,000	236,806	-	-	236,806
Negotiable CDs	06367D4E2	BMOCHG 5.420 10/24/2023	100,000,000	466,722	-	-	466,722
Negotiable CDs	89115BC73	TDNY 5.570 10/23/2023	50,000,000	239,819	-	-	239,819
Negotiable CDs	78015JMJ3	RY 5.460 10/23/2023	50,000,000	235,083	-	-	235,083
Negotiable CDs	89115BWK2	TDNY 5.580 02/22/2024	50,000,000	240,250	-	-	240,250
Negotiable CDs	78015J3N5	RY 3.730 07/03/2023	-	10,361	-	-	10,361
Negotiable CDs	78015JAJ6	RY 4.020 07/03/2023	-	11,167	-	-	11,167
Negotiable CDs	06367CY27	BMOCHG 4.800 09/22/2023	50,000,000	206,667	-	-	206,667
Negotiable CDs	78015JRE9	RY 5.430 12/29/2023	100,000,000	467,583	-	-	467,583
Negotiable CDs	78015JPE1	RY 5.370 12/18/2023	50,000,000	231,208	-	-	231,208
Negotiable CDs	89115BPF1	TDNY 5.430 01/05/2024	50,000,000	233,792	-	-	233,792
Negotiable CDs	13606KRZ1	CIBCNY 5.320 11/06/2023	50,000,000	229,056	-	-	229,056
Negotiable CDs	06367CXX0	BMOCHG 4.820 09/25/2023	50,000,000	207,528	-	-	207,528
Negotiable CDs	65602Y7E4	NORNY 5.050 08/16/2023	50,000,000	217,431	-	-	217,431
Negotiable CDs	78015JFJ1	RY 4.750 09/20/2023	50,000,000	204,514	-	-	204,514
Negotiable CDs	89115BJX9	TDNY 5.510 11/20/2023	50,000,000	237,236	-	-	237,236
Negotiable CDs	06417MT47	BNSHOU 5.430 02/09/2024	50,000,000	233,792	-	-	233,792
Negotiable CDs	06367CYA9	BMOCHG 4.970 10/06/2023	50,000,000	213,986	-	-	213,986
Negotiable CDs	78015JHJ9	RY 4.810 09/22/2023	50,000,000	207,097	-	-	207,097
Negotiable CDs	06367CXA0	BMOCHG 3.840 07/03/2023	-	10,667	-	-	10,667
Negotiable CDs	89115BXF2	TDNY 5.600 03/06/2024	50,000,000	241,111	-	-	241,111
Negotiable CDs	89115BST8	TDNY 5.210 01/29/2024	100,000,000	448,639	-	-	448,639
Negotiable CDs	89115BQB9	TDNY 5.240 01/17/2024	50,000,000	225,611	-	-	225,611
Negotiable CDs	06367CXR3	BMOCHG 4.230 08/28/2023	50,000,000	182,125	-	-	182,125
Subtotals			\$ 1,970,000,000	\$ 8,532,939	\$ -	\$ -	\$ 8,532,939

Monthly Investment Earnings Pooled Fund

<u>Type of Investment</u>	<u>CUSIP</u>	<u>Issuer Name</u>	<u>Par Value</u>	<u>Accrued Interest Earned</u>	<u>(Amortization) / Accretion</u>	<u>Realized Gain/(Loss)</u>	<u>Total Earnings</u>
Commercial Paper	62479MV75	MUFGBK 0.000 08/07/2023	\$ 50,000,000	\$ -	\$ 213,986	\$ -	\$ 213,986
Commercial Paper	62479MVE0	MUFGBK 0.000 08/14/2023	50,000,000	-	211,833	-	211,833
Commercial Paper	62479MU35	MUFGBK 0.000 07/03/2023	-	-	14,139	-	14,139
Commercial Paper	89233HVB7	TOYCC 0.000 08/11/2023	50,000,000	-	215,278	-	215,278
Commercial Paper	62479MV26	MUFGBK 0.000 08/02/2023	50,000,000	-	213,986	-	213,986
Commercial Paper	89233HY65	TOYCC 0.000 11/06/2023	50,000,000	-	235,944	-	235,944
Commercial Paper	62479MVU4	MUFGBK 0.000 08/28/2023	50,000,000	-	214,417	-	214,417
Commercial Paper	89233HVW1	TOYCC 0.000 08/30/2023	50,000,000	-	215,708	-	215,708
Subtotals			\$ 350,000,000	\$ -	\$ 1,535,292	\$ -	\$ 1,535,292
Money Market Funds	09248U718	BlackRock Liquidity Funds T-Fund	\$ 20,525,052	\$ 114,932	\$ -	\$ -	\$ 114,932
Money Market Funds	31607A703	Fidelity Govt Portfolio	690,035,692	3,216,199	-	-	3,216,199
Money Market Funds	608919718	Federated Hermes Govt Obligations Fund	11,916,254	50,726	-	-	50,726
Money Market Funds	262006208	Dreyfus Government Cash Management	14,895,011	408,537	-	-	408,537
Money Market Funds	85749T517	State Street Institutional U.S. Govt MMF	326,701,578	1,045,237	-	-	1,045,237
Money Market Funds	61747C319	Morgan Stanley Institutional Liquidity Fund	837,167,037	3,585,996	-	-	3,585,996
Subtotals			\$ 1,901,240,625	\$ 8,421,627	\$ -	\$ -	\$ 8,421,627
Supranationals	459058JB0	IBRD 0.626 04/22/2025	\$ 40,000,000	\$ 20,867	\$ (1,947)	\$ -	\$ 18,919
Supranationals	4581X0CC0	IADB 3.000 10/04/2023	25,756,000	64,390	(50,964)	-	13,426
Supranationals	4581X0DZ8	IADB 0.500 09/23/2024	50,000,000	20,833	11,897	-	32,730
Supranationals	45906M4C2	IBRD 5.750 06/15/2026	32,000,000	153,333	-	-	153,333
Supranationals	459056HV2	IBRD 1.500 08/28/2024	50,000,000	62,500	(29,623)	-	32,877
Supranationals	4581X0DN5	IADB 0.625 07/15/2025	28,900,000	15,052	8,734	-	23,786
Supranationals	45818WDG8	IADB 0.820 02/27/2026	19,500,000	13,325	(1,071)	-	12,254
Supranationals	45906M3B5	IBRD 1.980 06/14/2024	100,000,000	165,000	-	-	165,000
Supranationals	4581X0EE4	IADB 3.250 07/01/2024	80,000,000	216,667	339	-	217,006
Supranationals	45950VRU2	IFC 4.023 01/26/2026	100,000,000	335,250	-	-	335,250
Supranationals	4581X0CM8	IADB 2.125 01/15/2025	100,000,000	177,083	(129,379)	-	47,704
Supranationals	45950VQG4	IFC 0.440 09/23/2024	10,000,000	3,667	2,362	-	6,029
Subtotals			\$ 636,156,000	\$ 1,247,967	\$ (189,653)	\$ -	\$ 1,058,314
Grand Totals			\$15,499,378,625	\$ 34,766,738	\$ 5,304,866	\$ -	\$ 40,071,604

Investment Transactions

Pooled Fund

For month ended July 31, 2023

Accounting ID	Transaction Type	Cusip	Description	Price	Settlement Date	Posted Date	Par Value	Principal	Accrued Interest	Total
57699	Buy	06367DAX3	BMOCHG 6.000 07/01/2024	\$ 100.00	7/5/23	7/5/23	\$ 100,000,000	\$ 100,000,000	\$ -	\$ 100,000,000
57700	Buy	89115BRG7	TDNY 6.050 07/01/2024	100.00	7/6/23	7/6/23	50,000,000	50,000,000	-	50,000,000
57701	Buy	3130AWLZ1	FHLB 4.750 06/12/2026	99.71	7/10/23	7/10/23	50,000,000	49,856,000	-	49,856,000
57702	Buy	PPG24NBE1	BKSANF 5.540 01/08/2024	100.00	7/10/23	7/10/23	10,000,000	10,000,000	-	10,000,000
57703	Buy	89115BS84	TDNY 5.910 07/01/2024	100.00	7/17/23	7/17/23	50,000,000	50,000,000	-	50,000,000
57704	Buy	06367DBJ3	BMOCHG 5.890 06/07/2024	100.00	7/17/23	7/17/23	50,000,000	50,000,000	-	50,000,000
57705	Buy	PPG250Y96	BRIDGE 5.490 01/16/2024	100.00	7/17/23	7/17/23	10,000,000	10,000,000	-	10,000,000
57706	Buy	06367DBR5	BMOCHG 5.930 07/01/2024	100.00	7/24/23	7/24/23	50,000,000	50,000,000	-	50,000,000
57707	Buy	89115BSQ4	TDNY 5.930 07/01/2024	100.00	7/24/23	7/24/23	50,000,000	50,000,000	-	50,000,000
57708	Buy	3130AWLY4	FHLB 5.125 06/13/2025	100.19	7/25/23	7/25/23	48,150,000	48,241,967	102,820	48,344,787
57709	Buy	3130AWLY4	FHLB 5.125 06/13/2025	100.17	7/25/23	7/25/23	10,800,000	10,818,036	23,063	10,841,099
Activity Total				\$ 99.99			\$ 478,950,000	\$ 125,883	\$ -	\$ 479,041,885
47407	Maturity	06367CWT0	BMOCHG 3.750 07/03/2023	\$ 100.00	7/3/23	7/3/23	\$ 50,000,000	\$ 50,000,000	\$ -	\$ 50,000,000
47421	Maturity	06367CXA0	BMOCHG 3.840 07/03/2023	100.00	7/3/23	7/3/23	50,000,000	50,000,000	-	50,000,000
57534	Maturity	06367D2M6	BMOCHG 5.300 07/03/2023	100.00	7/3/23	7/3/23	50,000,000	50,000,000	-	50,000,000
47422	Maturity	06417MB87	BNSHOU 3.730 07/03/2023	100.00	7/3/23	7/3/23	50,000,000	50,000,000	-	50,000,000
57532	Maturity	62479MU35	MUFGBK 0.000 07/03/2023	100.00	7/3/23	7/3/23	50,000,000	50,000,000	-	50,000,000
47408	Maturity	78015J3N5	RY 3.730 07/03/2023	100.00	7/3/23	7/3/23	50,000,000	50,000,000	-	50,000,000
47427	Maturity	78015JAJ6	RY 4.020 07/03/2023	100.00	7/3/23	7/3/23	50,000,000	50,000,000	-	50,000,000
57636	Maturity	313384HT9	FHDN 0.000 07/05/2023	100.00	7/5/23	7/5/23	50,000,000	50,000,000	-	50,000,000
57641	Maturity	313384HV4	FHDN 0.000 07/07/2023	100.00	7/7/23	7/7/23	25,000,000	25,000,000	-	25,000,000
57571	Maturity	PPFTLUBP3	BKSANF 4.850 07/10/2023	100.00	7/10/23	7/10/23	10,000,000	10,000,000	-	10,000,000
57616	Maturity	313384JC4	FHDN 0.000 07/14/2023	100.00	7/14/23	7/14/23	50,000,000	50,000,000	-	50,000,000
47088	Maturity	3133EMS37	FFCB 0.125 07/14/2023	100.00	7/14/23	7/14/23	50,000,000	50,000,000	-	50,000,000
47090	Maturity	3133EMS37	FFCB 0.125 07/14/2023	100.00	7/14/23	7/14/23	50,000,000	50,000,000	-	50,000,000
57642	Maturity	313384JK6	FHDN 0.000 07/21/2023	100.00	7/21/23	7/21/23	40,000,000	40,000,000	-	40,000,000
57668	Maturity	313384JK6	FHDN 0.000 07/21/2023	100.00	7/21/23	7/21/23	15,000,000	15,000,000	-	15,000,000
47214	Maturity	3133ENEY2	FFCB 0.450 07/24/2023	100.00	7/24/23	7/24/23	50,000,000	50,000,000	-	50,000,000
57643	Maturity	313384JQ3	FHDN 0.000 07/26/2023	100.00	7/26/23	7/26/23	25,000,000	25,000,000	-	25,000,000
57615	Maturity	313384JS9	FHDN 0.000 07/28/2023	100.00	7/28/23	7/28/23	50,000,000	50,000,000	-	50,000,000
46995	Maturity	912828S92	T 1.250 07/31/2023	100.00	7/31/23	7/31/23	50,000,000	50,000,000	-	50,000,000
46996	Maturity	912828S92	T 1.250 07/31/2023	100.00	7/31/23	7/31/23	50,000,000	50,000,000	-	50,000,000
Activity Total				\$ 100.00			\$ 865,000,000	\$ -	\$ -	\$ 865,000,000

Interest Received

Pooled Fund

For month ended July 31, 2023

<u>Accounting ID</u>	<u>Transaction Type</u>	<u>Cusip</u>	<u>Description</u>	<u>Date Posted</u>	<u>Interest Received</u>	<u>Purchased Interest Adjustment</u>	<u>Net Interest</u>
57534	Interest Income	06367D2M6	BMOCHG 5.300 07/03/2023	7/3/2023	\$ 1,545,833	\$	1,545,833
47391	Interest Income	4581X0EE4	IADB 3.250 07/01/2024	7/3/2023	1,300,000		1,300,000
47407	Interest Income	06367CWT0	BMOCHG 3.750 07/03/2023	7/3/2023	1,854,167		1,854,167
47408	Interest Income	78015J3N5	RY 3.730 07/03/2023	7/3/2023	1,844,278		1,844,278
47421	Interest Income	06367CXA0	BMOCHG 3.840 07/03/2023	7/3/2023	1,818,667		1,818,667
47422	Interest Income	06417MB87	BNSHOU 3.730 07/03/2023	7/3/2023	1,740,667		1,740,667
47427	Interest Income	78015JAJ6	RY 4.020 07/03/2023	7/3/2023	1,836,917		1,836,917
47277	Interest Income	3133ENKS8	FFCB 1.125 01/06/2025	7/6/2023	112,500		112,500
47278	Interest Income	3133ENKS8	FFCB 1.125 01/06/2025	7/6/2023	140,625		140,625
47279	Interest Income	3133ENKS8	FFCB 1.125 01/06/2025	7/6/2023	140,625		140,625
47021	Interest Income	3135G0X24	FNMA 1.625 01/07/2025	7/7/2023	317,363		317,363
47499	Interest Income	3133ENZ37	FFCB 4.875 01/10/2025	7/10/2023	487,500		487,500
47500	Interest Income	3133ENZ37	FFCB 4.875 01/10/2025	7/10/2023	243,750		243,750
47501	Interest Income	3133ENZ37	FFCB 4.875 01/10/2025	7/10/2023	487,500		487,500
57529	Interest Income	3130AU4V3	FHLB 4.800 01/08/2024	7/10/2023	264,000		264,000
57535	Interest Income	3130AU4V3	FHLB 4.800 01/08/2024	7/10/2023	600,000		600,000
57571	Interest Income	PPFTLUBP3	BKSANF 4.850 07/10/2023	7/10/2023	242,500		242,500
47403	Interest Income	3130ASME6	FHLB 3.000 07/08/2024	7/10/2023	225,000		225,000
47404	Interest Income	3130ASME6	FHLB 3.000 07/08/2024	7/10/2023	262,500		262,500
47405	Interest Income	3130ASME6	FHLB 3.000 07/08/2024	7/10/2023	150,000		150,000
57567	Interest Income	3133EN6A3	FFCB 4.000 01/13/2026	7/13/2023	600,000		600,000
57568	Interest Income	3133EN6A3	FFCB 4.000 01/13/2026	7/13/2023	400,000		400,000
47125	Interest Income	3130ANNM8	FHLB 1.050 07/13/2026	7/13/2023	131,250		131,250
47126	Interest Income	3130ANNM8	FHLB 1.050 07/13/2026	7/13/2023	131,250		131,250
47127	Interest Income	3130ANNM8	FHLB 1.050 07/13/2026	7/13/2023	131,250		131,250
47128	Interest Income	3130ANNM8	FHLB 1.050 07/13/2026	7/13/2023	131,250		131,250
47088	Interest Income	3133EMS37	FFCB 0.125 07/14/2023	7/14/2023	31,250		31,250
47090	Interest Income	3133EMS37	FFCB 0.125 07/14/2023	7/14/2023	31,250		31,250
47271	Interest Income	3130AQJ95	FHLB 1.645 12/14/2026	7/14/2023	205,625		205,625
47272	Interest Income	3130AQJ95	FHLB 1.645 12/14/2026	7/14/2023	205,625		205,625
47273	Interest Income	3130AQJ95	FHLB 1.645 12/14/2026	7/14/2023	205,625		205,625
47274	Interest Income	3130AQJ95	FHLB 1.645 12/14/2026	7/14/2023	205,625		205,625
47024	Interest Income	4581X0CM8	IADB 2.125 01/15/2025	7/17/2023	1,062,500		1,062,500
47116	Interest Income	91282CCL3	T 0.375 07/15/2024	7/17/2023	93,750		93,750
47117	Interest Income	91282CCL3	T 0.375 07/15/2024	7/17/2023	93,750		93,750
47193	Interest Income	4581X0DN5	IADB 0.625 07/15/2025	7/17/2023	90,313		90,313
47351	Interest Income	91282CCL3	T 0.375 07/15/2024	7/17/2023	93,750		93,750
47280	Interest Income	3133ENLF5	FFCB 0.900 01/18/2024	7/18/2023	225,000		225,000
47309	Interest Income	3133ENLF5	FFCB 0.900 01/18/2024	7/18/2023	53,352		53,352
47115	Interest Income	3133EMV25	FFCB 0.450 07/23/2024	7/24/2023	112,500		112,500
47214	Interest Income	3133ENEY2	FFCB 0.450 07/24/2023	7/24/2023	112,500		112,500
47118	Interest Income	3130ANMP2	FHLB 1.070 07/27/2026	7/27/2023	133,750		133,750
47119	Interest Income	3130ANMP2	FHLB 1.070 07/27/2026	7/27/2023	133,750		133,750
47120	Interest Income	3130ANMP2	FHLB 1.070 07/27/2026	7/27/2023	133,750		133,750
47121	Interest Income	3130ANMP2	FHLB 1.070 07/27/2026	7/27/2023	133,750		133,750
46989	Interest Income	912828Z52	T 1.375 01/31/2025	7/31/2023	343,750		343,750
46990	Interest Income	912828Y87	T 1.750 07/31/2024	7/31/2023	437,500		437,500

Interest Received Pooled Fund

<u>Accounting ID</u>	<u>Transaction Type</u>	<u>Cusip</u>	<u>Description</u>	<u>Date Posted</u>	<u>Interest Received</u>	<u>Purchased Interest Adjustment</u>	<u>Net Interest</u>
46995	Interest Income	912828S92	T 1.250 07/31/2023	7/31/2023	312,500		312,500
46996	Interest Income	912828S92	T 1.250 07/31/2023	7/31/2023	312,500		312,500
47011	Interest Income	912828Z52	T 1.375 01/31/2025	7/31/2023	343,750		343,750
47110	Interest Income	91282CAB7	T 0.250 07/31/2025	7/31/2023	62,500		62,500
47114	Interest Income	91282CAB7	T 0.250 07/31/2025	7/31/2023	62,500		62,500
47167	Interest Income	9128285Z9	T 2.500 01/31/2024	7/31/2023	625,000		625,000
47283	Interest Income	91282CDV0	T 0.875 01/31/2024	7/31/2023	218,750		218,750
47348	Interest Income	91282CDV0	T 0.875 01/31/2024	7/31/2023	218,750		218,750
Activity Total					\$ 23,434,305	\$	23,434,305

Money Market Activity

Pooled Fund

Month ended July 31, 2023

Ticker	Description	Activity Date	Transaction Type	Transaction Amount
TSTXX	BlackRock Liquidity Funds T-Fund	7/3/23	Interest Received	\$ 57,859
TSTXX	BlackRock Liquidity Funds T-Fund	7/3/23	Withdrawal	(100,000,000)
Activity Total				\$ (99,942,141)
FRGXX	Fidelity Govt Portfolio	7/17/23	Withdrawal	\$ (200,000,000)
FRGXX	Fidelity Govt Portfolio	7/21/23	Deposit	17,000,000
FRGXX	Fidelity Govt Portfolio	7/28/23	Deposit	35,000,000
FRGXX	Fidelity Govt Portfolio	7/31/23	Interest Received	3,216,199
Activity Total				\$ (144,783,802)
GOFXX	Federated Hermes Govt Obligations Fund	7/31/23	Interest Received	\$ 50,726
Activity Total				\$ 50,726
DGCXX	Dreyfus Government Cash Management	7/3/23	Withdrawal	\$ (150,000,000)
DGCXX	Dreyfus Government Cash Management	7/5/23	Withdrawal	(70,000,000)
DGCXX	Dreyfus Government Cash Management	7/6/23	Withdrawal	(90,000,000)
DGCXX	Dreyfus Government Cash Management	7/10/23	Withdrawal	(50,000,000)
DGCXX	Dreyfus Government Cash Management	7/11/23	Withdrawal	(15,000,000)
DGCXX	Dreyfus Government Cash Management	7/12/23	Withdrawal	(55,000,000)
DGCXX	Dreyfus Government Cash Management	7/18/23	Withdrawal	(18,000,000)
DGCXX	Dreyfus Government Cash Management	7/31/23	Interest Received	408,537
Activity Total				\$ (447,591,463)
OPGXX	State Street Institutional U.S. Govt MMF	7/3/23	Withdrawal	\$ (150,000,000)
OPGXX	State Street Institutional U.S. Govt MMF	7/14/23	Deposit	130,000,000
OPGXX	State Street Institutional U.S. Govt MMF	7/19/23	Withdrawal	(10,000,000)
OPGXX	State Street Institutional U.S. Govt MMF	7/25/23	Withdrawal	(85,000,000)
OPGXX	State Street Institutional U.S. Govt MMF	7/27/23	Deposit	130,000,000
OPGXX	State Street Institutional U.S. Govt MMF	7/31/23	Interest Received	1,045,237
Activity Total				\$ 16,045,237
IMPXX	Morgan Stanley Institutional Liquidity Fund	7/31/23	Interest Received	3,585,996
Activity Total				\$ 3,585,996