

**Office of the Treasurer & Tax Collector
City and County of San Francisco**



José Cisneros, Treasurer

Tajel Shah, Chief Assistant Treasurer
Hubert R White, III CFA, CTP, Chief Investment Officer

Investment Report for the month of August 2023

September 15, 2023

**The Honorable London N. Breed
Mayor of San Francisco
City Hall, Room 200
1 Dr. Carlton B. Goodlett Place
San Francisco, CA 94102-4638**

**The Honorable Board of Supervisors
City and County of San Francisco
City Hall, Room 244
1 Dr. Carlton B. Goodlett Place
San Francisco, CA 94102-4638**

Colleagues,

In accordance with the provisions of California State Government Code, Section 53646, we forward this report detailing the City's pooled fund portfolio as of August 31, 2023. These investments provide sufficient liquidity to meet expenditure requirements for the next six months and are in compliance with our statement of investment policy and California Code.

This correspondence and its attachments show the investment activity for the month of August 2023 for the portfolios under the Treasurer's management. All pricing and valuation data is obtained from Interactive Data Corporation.

CCSF Pooled Fund Investment Earnings Statistics *

<i>(in \$ million)</i>	Current Month		Prior Month	
	Fiscal YTD	August 2023	Fiscal YTD	July 2023
Average Daily Balance	\$ 15,510	\$ 15,362	\$ 15,658	\$ 15,658
Net Earnings	80.39	40.31	40.07	40.07
Earned Income Return	3.06%	3.10%	3.02%	3.02%

CCSF Pooled Fund Statistics *

<i>(in \$ million)</i>	% of Portfolio	Book Value	Market Value	Wtd. Avg. Coupon	Wtd. Avg. YTM	WAM
U.S. Treasuries	22.18%	\$ 3,520.1	\$ 3,292.3	0.90%	0.99%	661
Federal Agencies	46.25%	7,082.9	6,865.0	2.52%	3.01%	600
Public Time Deposits	0.27%	40.0	40.0	5.47%	5.47%	118
Negotiable CDs	14.34%	2,130.0	2,128.8	5.53%	5.53%	175
Commercial Paper	1.45%	215.8	215.8	0.00%	5.70%	153
Money Market Funds	11.38%	1,688.7	1,688.7	5.25%	5.25%	1
Supranationals	4.13%	638.3	613.7	2.38%	2.02%	515
Totals	100.0%	\$ 15,315.8	\$ 14,844.3	2.87%	3.18%	478

In the remainder of this report, we provide additional information and analytics at the security-level and portfolio-level, as recommended by the California Debt and Investment Advisory Commission.

Respectfully,

**José Cisneros
Treasurer**

cc: Treasury Oversight Committee: Aimee Brown, Kevin Kone, Brenda Kwee McNulty
Ben Rosenfield - Controller, Office of the Controller
Mark de la Rosa - Director of Audits, Office of the Controller
Mayor's Office of Public Policy and Finance
San Francisco County Transportation Authority
San Francisco Public Library
San Francisco Health Service System

Portfolio Summary

Pooled Fund

As of August 31, 2023

<i>(in \$ million)</i>							
Security Type	Par Value	Book Value	Market Value	Market/Book Price	Current % Allocation	Max. Policy Allocation	Compliant?
U.S. Treasuries	\$ 3,525.0	\$ 3,520.1	\$ 3,292.3	93.53	22.98%	100%	Yes
Federal Agencies	7,088.7	7,082.9	6,865.0	96.92	46.25%	100%	Yes
State & Local Government							
Agency Obligations	-	-	-	-	0.00%	20%	Yes
Public Time Deposits	40.0	40.0	40.0	100.00	0.26%	100%	Yes
Negotiable CDs	2,130.0	2,130.0	2,128.8	99.94	13.91%	30%	Yes
Bankers Acceptances	-	-	-	-	0.00%	40%	Yes
Commercial Paper	221.0	215.8	215.8	100.03	1.41%	25%	Yes
Medium Term Notes	-	-	-	-	0.00%	30%	Yes
Repurchase Agreements	-	-	-	-	0.00%	10%	Yes
Reverse Repurchase/ Securities Lending Agreements	-	-	-	-	0.00%	\$75mm	Yes
Money Market Funds - Government	1,688.7	1,688.7	1,688.7	100.00	11.03%	20%	Yes
LAIF	-	-	-	-	0.00%	\$50mm	Yes
Supranationals	636.2	638.3	613.7	96.14	4.17%	30%	Yes
TOTAL	\$ 15,329.6	\$ 15,315.8	\$ 14,844.3	96.92	100.00%	-	Yes

The City and County of San Francisco uses the following methodology to determine compliance: Compliance is pre-trade and calculated on a book value basis of the overall portfolio value. Cash balances are included in the City's compliance calculations.

Please note the information in this report does not include cash balances. Due to fluctuations in the market value of the securities held in the Pooled Fund and changes in the City's cash position, the allocation limits may be exceeded on a post-trade compliance basis. In these instances, no compliance violation has occurred, as the policy limits were not exceeded prior to trade execution. The full Investment Policy can be found at <https://sftreasurer.org/banking-investments/investments>

Totals may not add due to rounding.

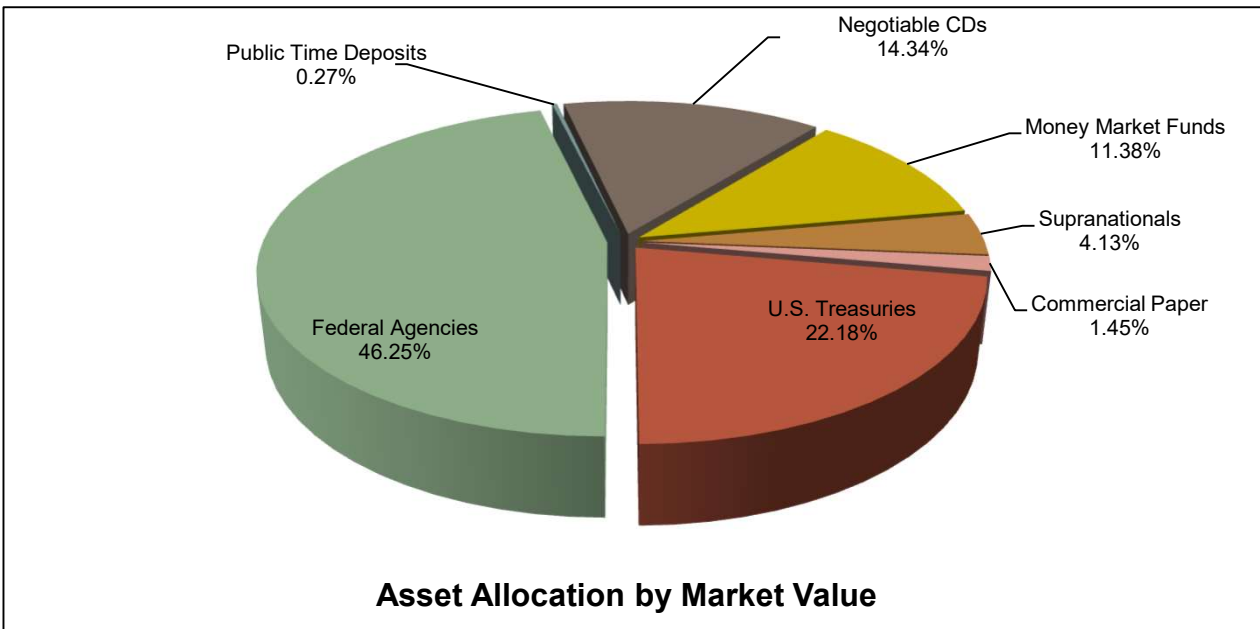
City and County of San Francisco

Pooled Fund Portfolio Statistics

For the month ended August 31, 2023

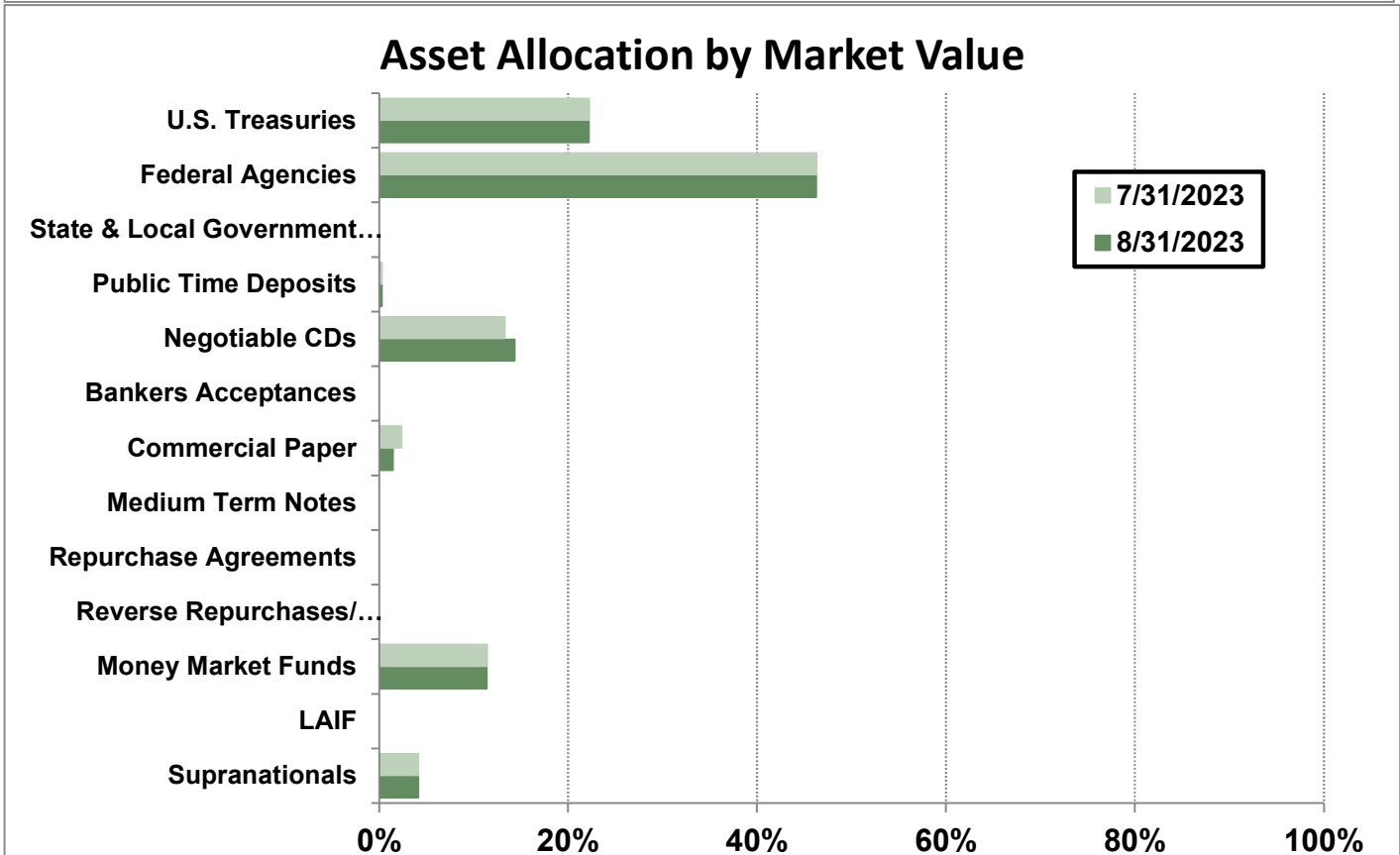
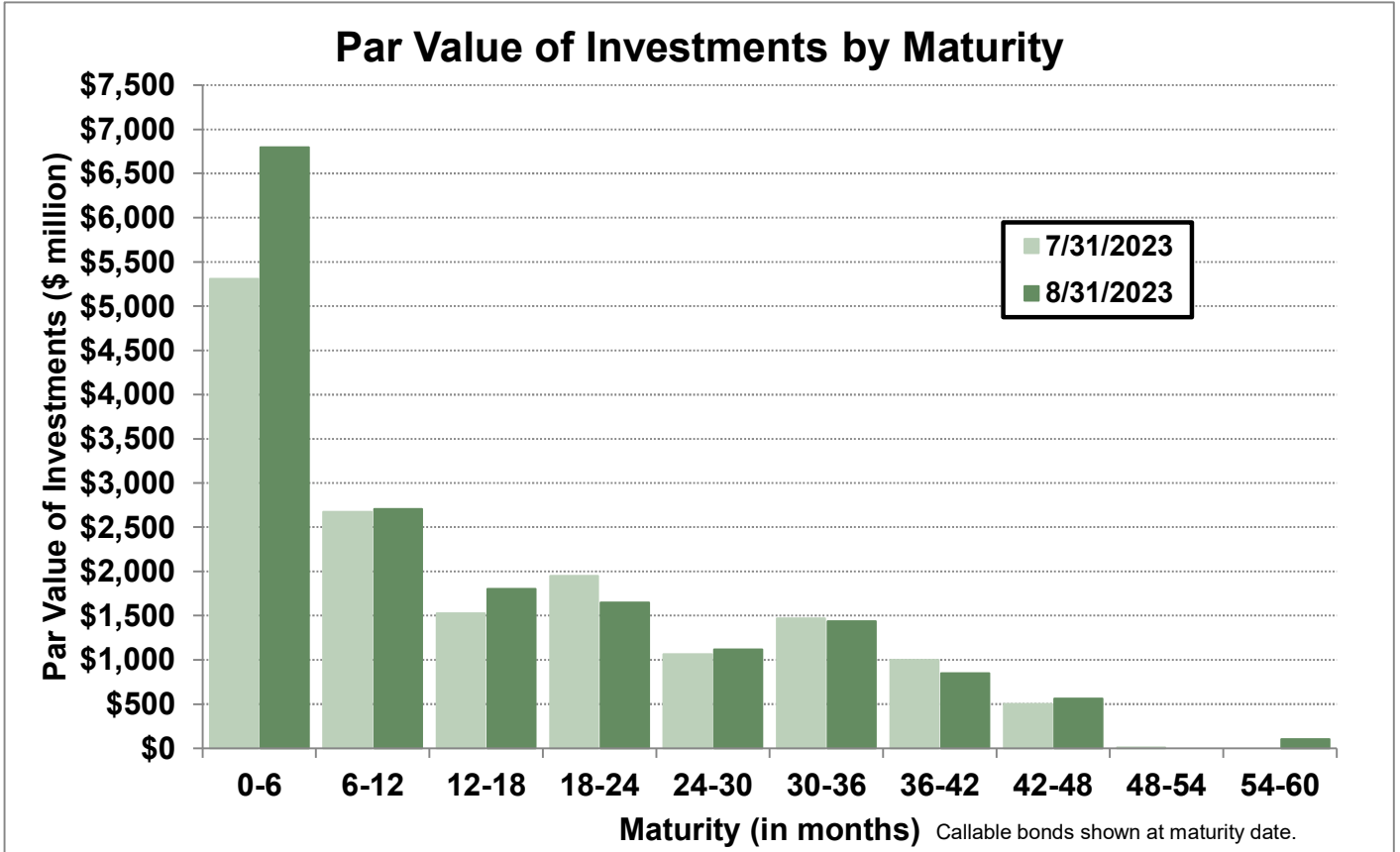
Average Daily Balance	\$15,362,111,413
Net Earnings	\$40,314,180
Earned Income Return	3.10%
Weighted Average Maturity	478 days

Investment Type	(\$ million)	Par Value	Book Value	Market Value
U.S. Treasuries		\$ 3,525.0	\$ 3,520.1	\$ 3,292.3
Federal Agencies		7,088.7	7,082.9	6,865.0
Public Time Deposits		40.0	40.0	40.0
Negotiable CDs		2,130.0	2,130.0	2,128.8
Commercial Paper		221.0	215.8	215.8
Money Market Funds		1,688.7	1,688.7	1,688.7
Supranationals		636.2	638.3	613.7
Total		\$ 15,329.6	\$ 15,315.8	\$ 14,844.3

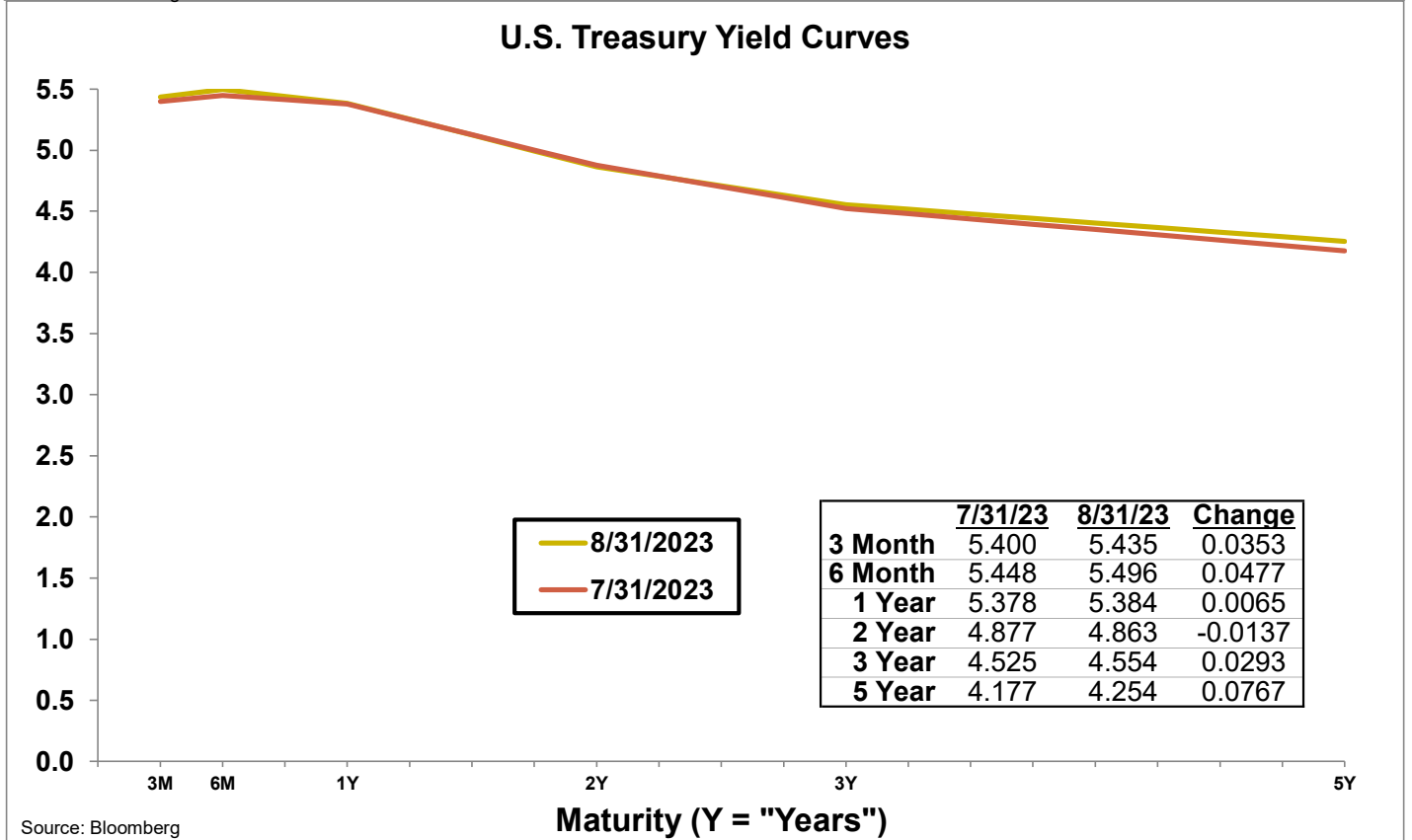
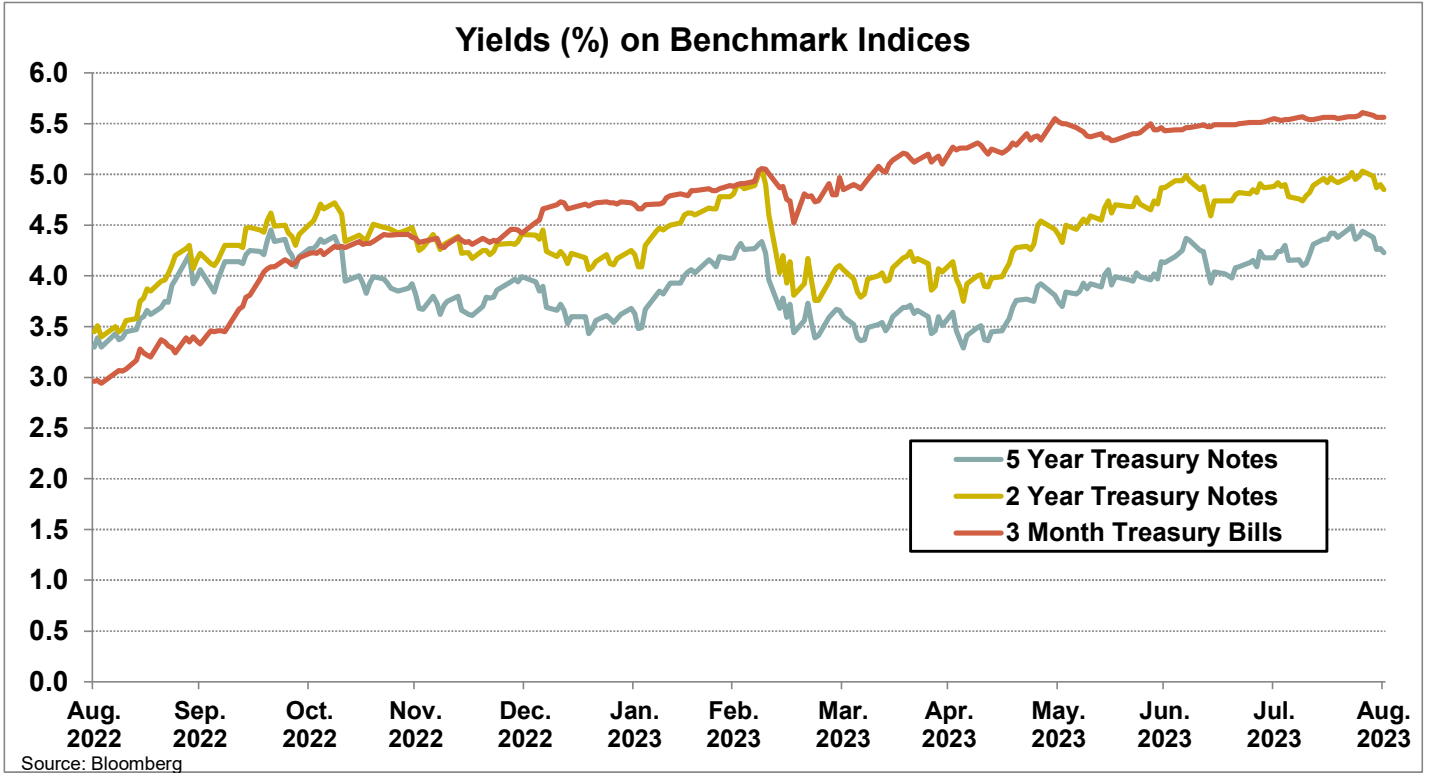


Portfolio Analysis

Pooled Fund



Yield Curves



Investment Inventory

Pooled Fund

As of August 31, 2023

Type of Investment	CUSIP	Issuer Name	Maturity		Coupon	Par Value	Original Cost	Amortized	
			Settle Date	Date				Book Value	Market Value
U.S. Treasuries	91282CAK7	U.S. Treasury Note	8/10/2021	9/15/2023	0.13	\$ 50,000,000	\$ 49,886,719	\$ 49,997,930	\$ 49,899,000
U.S. Treasuries	912797HC4	U.S. Treasury Bill	6/27/2023	10/24/2023	0.00	50,000,000	49,137,250	49,615,750	49,612,000
U.S. Treasuries	912828WE6	U.S. Treasury Note	12/17/2019	11/15/2023	2.75	50,000,000	51,960,938	50,102,918	49,724,500
U.S. Treasuries	91282CBA8	U.S. Treasury Note	3/19/2021	12/15/2023	0.13	50,000,000	49,767,578	49,975,620	49,258,000
U.S. Treasuries	91282CBA8	U.S. Treasury Note	12/9/2021	12/15/2023	0.13	50,000,000	49,402,344	49,914,737	49,258,000
U.S. Treasuries	91282CBA8	U.S. Treasury Note	12/15/2021	12/15/2023	0.13	50,000,000	49,443,359	49,919,935	49,258,000
U.S. Treasuries	9128285Z9	U.S. Treasury Note	10/4/2021	1/31/2024	2.50	50,000,000	52,511,719	50,449,683	49,400,500
U.S. Treasuries	91282CDV0	U.S. Treasury Note	2/23/2022	1/31/2024	0.88	50,000,000	49,390,625	49,868,989	49,078,000
U.S. Treasuries	91282CDV0	U.S. Treasury Note	4/11/2022	1/31/2024	0.88	50,000,000	48,605,469	49,678,835	49,078,000
U.S. Treasuries	912828B66	U.S. Treasury Note	4/11/2022	2/15/2024	2.75	50,000,000	50,250,000	50,061,852	49,386,500
U.S. Treasuries	91282CBR1	U.S. Treasury Note	3/8/2022	3/15/2024	0.25	50,000,000	48,708,984	49,657,129	48,642,500
U.S. Treasuries	91282CCC3	U.S. Treasury Note	7/2/2021	5/15/2024	0.25	50,000,000	49,718,750	49,931,029	48,222,500
U.S. Treasuries	912828XT2	U.S. Treasury Note	7/6/2021	5/31/2024	2.00	50,000,000	52,263,672	50,583,002	48,748,000
U.S. Treasuries	91282CCL3	U.S. Treasury Note	8/6/2021	7/15/2024	0.38	50,000,000	49,998,047	49,999,422	47,881,000
U.S. Treasuries	91282CCL3	U.S. Treasury Note	8/9/2021	7/15/2024	0.38	50,000,000	49,960,938	49,988,402	47,881,000
U.S. Treasuries	91282CCL3	U.S. Treasury Note	4/12/2022	7/15/2024	0.38	50,000,000	47,572,266	49,064,219	47,881,000
U.S. Treasuries	912828Y87	U.S. Treasury Note	3/30/2021	7/31/2024	1.75	50,000,000	52,210,938	50,605,786	48,381,000
U.S. Treasuries	91282CCT6	U.S. Treasury Note	8/25/2021	8/15/2024	0.38	50,000,000	49,898,438	49,967,362	47,681,500
U.S. Treasuries	912828YM6	U.S. Treasury Note	4/15/2021	10/31/2024	1.50	50,000,000	51,746,094	50,574,391	47,886,500
U.S. Treasuries	912828G38	U.S. Treasury Note	3/9/2021	11/15/2024	2.25	50,000,000	53,160,156	51,034,617	48,238,500
U.S. Treasuries	912828G38	U.S. Treasury Note	3/12/2021	11/15/2024	2.25	50,000,000	53,228,516	51,059,357	48,238,500
U.S. Treasuries	912828YY0	U.S. Treasury Note	3/15/2021	12/31/2024	1.75	50,000,000	52,226,563	50,781,785	47,795,000
U.S. Treasuries	912828Z52	U.S. Treasury Note	3/30/2021	1/31/2025	1.38	50,000,000	51,515,625	50,559,582	47,443,500
U.S. Treasuries	912828Z52	U.S. Treasury Note	4/15/2021	1/31/2025	1.38	50,000,000	51,507,813	50,563,120	47,443,500
U.S. Treasuries	912828ZC7	U.S. Treasury Note	3/15/2021	2/28/2025	1.13	50,000,000	51,011,719	50,382,018	47,156,500
U.S. Treasuries	912828ZC7	U.S. Treasury Note	3/31/2021	2/28/2025	1.13	50,000,000	50,998,047	50,381,072	47,156,500
U.S. Treasuries	912828ZF0	U.S. Treasury Note	4/15/2021	3/31/2025	0.50	50,000,000	49,779,297	49,911,932	46,564,500
U.S. Treasuries	912828ZF0	U.S. Treasury Note	4/19/2021	3/31/2025	0.50	50,000,000	49,839,844	49,935,915	46,564,500
U.S. Treasuries	912828ZL7	U.S. Treasury Note	5/18/2021	4/30/2025	0.38	50,000,000	49,615,234	49,838,148	46,324,000
U.S. Treasuries	912828XB1	U.S. Treasury Note	9/2/2021	5/15/2025	2.13	50,000,000	52,849,609	51,311,959	47,660,000
U.S. Treasuries	912828ZW3	U.S. Treasury Note	3/8/2021	6/30/2025	0.25	50,000,000	49,140,625	49,635,516	45,941,500
U.S. Treasuries	912828ZW3	U.S. Treasury Note	3/9/2021	6/30/2025	0.25	50,000,000	49,042,969	49,593,839	45,941,500
U.S. Treasuries	912828ZW3	U.S. Treasury Note	5/12/2021	6/30/2025	0.25	50,000,000	49,281,250	49,682,036	45,941,500
U.S. Treasuries	912828ZW3	U.S. Treasury Note	5/13/2021	6/30/2025	0.25	50,000,000	49,183,594	49,638,596	45,941,500
U.S. Treasuries	912828ZW3	U.S. Treasury Note	5/18/2021	6/30/2025	0.25	50,000,000	49,253,906	49,668,623	45,941,500
U.S. Treasuries	912828ZW3	U.S. Treasury Note	7/12/2021	6/30/2025	0.25	50,000,000	49,310,547	49,682,157	45,941,500
U.S. Treasuries	912828ZW3	U.S. Treasury Note	8/5/2021	6/30/2025	0.25	50,000,000	49,500,000	49,765,614	45,941,500
U.S. Treasuries	912828ZW3	U.S. Treasury Note	8/6/2021	6/30/2025	0.25	50,000,000	49,406,250	49,721,471	45,941,500
U.S. Treasuries	912828ZW3	U.S. Treasury Note	12/7/2021	6/30/2025	0.25	50,000,000	48,628,906	49,296,010	45,941,500
U.S. Treasuries	91282CAB7	U.S. Treasury Note	8/5/2021	7/31/2025	0.25	50,000,000	49,458,984	49,740,268	45,793,000
U.S. Treasuries	91282CAB7	U.S. Treasury Note	8/6/2021	7/31/2025	0.25	50,000,000	49,363,281	49,694,112	45,793,000
U.S. Treasuries	91282CFK2	U.S. Treasury Note	10/7/2022	9/15/2025	3.50	50,000,000	48,968,750	49,284,654	48,691,500
U.S. Treasuries	91282CAM3	U.S. Treasury Note	5/12/2021	9/30/2025	0.25	50,000,000	49,109,375	49,577,481	45,545,000
U.S. Treasuries	91282CAM3	U.S. Treasury Note	7/26/2021	9/30/2025	0.25	50,000,000	49,281,250	49,642,272	45,545,000
U.S. Treasuries	91282CAT8	U.S. Treasury Note	2/25/2021	10/31/2025	0.25	50,000,000	49,298,828	49,675,467	45,381,000
U.S. Treasuries	91282CAT8	U.S. Treasury Note	3/2/2021	10/31/2025	0.25	50,000,000	49,078,125	49,572,064	45,381,000
U.S. Treasuries	91282CAT8	U.S. Treasury Note	3/4/2021	10/31/2025	0.25	50,000,000	49,048,828	49,557,945	45,381,000
U.S. Treasuries	91282CBC4	U.S. Treasury Note	2/25/2021	12/31/2025	0.38	50,000,000	49,455,078	49,737,699	45,297,000
U.S. Treasuries	91282CBC4	U.S. Treasury Note	2/26/2021	12/31/2025	0.38	50,000,000	49,271,484	49,649,126	45,297,000
U.S. Treasuries	91282CBW0	U.S. Treasury Note	6/28/2021	4/30/2026	0.75	50,000,000	49,662,109	49,814,131	45,213,000

Investment Inventory

Pooled Fund

Type of Investment	CUSIP	Issuer Name	Maturity			Par Value	Original Cost	Amortized		
			Settle Date	Date	Coupon			Book Value	Market Value	
U.S. Treasuries	91282CBW0	U.S. Treasury Note	7/2/2021	4/30/2026	0.75	50,000,000	49,730,469	49,851,399	45,213,000	
U.S. Treasuries	912828R36	U.S. Treasury Note	7/23/2021	5/15/2026	1.63	50,000,000	52,203,125	51,237,612	46,234,500	
U.S. Treasuries	912828R36	U.S. Treasury Note	8/27/2021	5/15/2026	1.63	50,000,000	51,890,625	51,083,651	46,234,500	
U.S. Treasuries	91282CCJ8	U.S. Treasury Note	7/2/2021	6/30/2026	0.88	50,000,000	49,931,641	49,961,286	45,193,500	
U.S. Treasuries	91282CCJ8	U.S. Treasury Note	7/14/2021	6/30/2026	0.88	50,000,000	50,070,313	50,040,084	45,193,500	
U.S. Treasuries	91282CCJ8	U.S. Treasury Note	7/22/2021	6/30/2026	0.88	50,000,000	50,345,703	50,197,955	45,193,500	
U.S. Treasuries	91282CCJ8	U.S. Treasury Note	7/22/2021	6/30/2026	0.88	50,000,000	50,328,125	50,187,890	45,193,500	
U.S. Treasuries	91282CCJ8	U.S. Treasury Note	8/6/2021	6/30/2026	0.88	50,000,000	50,406,250	50,234,576	45,193,500	
U.S. Treasuries	91282CCJ8	U.S. Treasury Note	8/10/2021	6/30/2026	0.88	50,000,000	50,240,234	50,139,026	45,193,500	
U.S. Treasuries	91282CCJ8	U.S. Treasury Note	9/24/2021	6/30/2026	0.88	50,000,000	49,937,500	49,962,895	45,193,500	
U.S. Treasuries	91282CCJ8	U.S. Treasury Note	10/14/2021	6/30/2026	0.88	50,000,000	49,593,750	49,756,014	45,193,500	
U.S. Treasuries	91282CCJ8	U.S. Treasury Note	1/4/2022	6/30/2026	0.88	50,000,000	49,027,344	49,386,597	45,193,500	
U.S. Treasuries	91282CCW9	U.S. Treasury Note	9/28/2021	8/31/2026	0.75	50,000,000	49,449,219	49,664,569	44,758,000	
U.S. Treasuries	91282CCZ2	U.S. Treasury Note	10/8/2021	9/30/2026	0.88	50,000,000	49,689,453	49,807,830	44,861,500	
U.S. Treasuries	91282CCZ2	U.S. Treasury Note	10/8/2021	9/30/2026	0.88	50,000,000	49,671,875	49,796,952	44,861,500	
U.S. Treasuries	91282CCZ2	U.S. Treasury Note	10/19/2021	9/30/2026	0.88	50,000,000	49,318,359	49,575,625	44,861,500	
U.S. Treasuries	91282CDK4	U.S. Treasury Note	12/3/2021	11/30/2026	1.25	50,000,000	50,072,266	50,047,014	45,150,500	
U.S. Treasuries	91282CDK4	U.S. Treasury Note	12/7/2021	11/30/2026	1.25	50,000,000	50,117,188	50,076,407	45,150,500	
U.S. Treasuries	91282CDK4	U.S. Treasury Note	3/29/2022	11/30/2026	1.25	50,000,000	47,078,125	47,969,922	45,150,500	
U.S. Treasuries	91282CDQ1	U.S. Treasury Note	3/29/2022	12/31/2026	1.25	50,000,000	47,107,422	47,974,530	45,086,000	
U.S. Treasuries	91282CEF4	U.S. Treasury Note	4/6/2022	3/31/2027	2.50	25,000,000	24,757,813	24,826,077	23,422,750	
Subtotals						0.90	\$ 3,525,000,000	\$ 3,523,877,485	\$ 3,520,123,490	\$ 3,292,257,750
Federal Agencies	313384LJ6	Federal Home Loan Bank DN	11/7/2022	9/6/2023	0.00	\$ 50,000,000	\$ 48,055,750	\$ 49,967,917	\$ 49,964,500	
Federal Agencies	3130AJXD6	Federal Home Loan Bank	12/14/2021	9/8/2023	0.13	20,975,000	20,806,361	20,973,135	20,954,445	
Federal Agencies	313383YJ4	Federal Home Loan Bank	7/27/2022	9/8/2023	3.38	25,000,000	25,071,750	25,001,231	24,990,000	
Federal Agencies	313383YJ4	Federal Home Loan Bank	7/27/2022	9/8/2023	3.38	25,000,000	25,070,000	25,001,201	24,990,000	
Federal Agencies	313383YJ4	Federal Home Loan Bank	7/28/2022	9/8/2023	3.38	40,000,000	40,102,000	40,001,754	39,984,000	
Federal Agencies	3135G0U43	Federal National Mortgage Assoc	12/9/2021	9/12/2023	2.88	29,648,000	30,793,302	29,667,624	29,624,578	
Federal Agencies	313384LR8	Federal Home Loan Bank DN	5/26/2023	9/13/2023	0.00	25,000,000	24,602,778	24,956,667	24,957,500	
Federal Agencies	313384LY3	Federal Home Loan Bank DN	4/21/2023	9/20/2023	0.00	50,000,000	48,969,778	49,871,222	49,865,500	
Federal Agencies	313384MD8	Federal Home Loan Bank DN	4/24/2023	9/25/2023	0.00	25,000,000	24,475,438	24,918,250	24,915,000	
Federal Agencies	313384MD8	Federal Home Loan Bank DN	4/24/2023	9/25/2023	0.00	25,000,000	24,475,438	24,918,250	24,915,000	
Federal Agencies	3133EM6N7	Federal Farm Credit Bank	9/27/2021	9/27/2023	0.17	50,000,000	49,950,000	49,998,219	49,811,500	
Federal Agencies	313384MH9	Federal Home Loan Bank DN	4/20/2023	9/29/2023	0.00	25,000,000	24,448,750	24,904,722	24,900,750	
Federal Agencies	313384MH9	Federal Home Loan Bank DN	4/20/2023	9/29/2023	0.00	25,000,000	24,448,750	24,904,722	24,900,750	
Federal Agencies	313384MQ9	Federal Home Loan Bank DN	4/24/2023	10/6/2023	0.00	30,000,000	29,326,250	29,857,083	29,850,300	
Federal Agencies	313384MQ9	Federal Home Loan Bank DN	4/24/2023	10/6/2023	0.00	36,000,000	35,191,500	35,828,500	35,820,360	
Federal Agencies	313384MV8	Federal Home Loan Bank DN	5/5/2023	10/11/2023	0.00	25,000,000	24,456,750	24,863,333	24,857,500	
Federal Agencies	313384MV8	Federal Home Loan Bank DN	5/5/2023	10/11/2023	0.00	25,000,000	24,456,750	24,863,333	24,857,500	
Federal Agencies	313384MV8	Federal Home Loan Bank DN	4/12/2023	10/11/2023	0.00	40,000,000	39,029,333	39,786,667	39,772,000	
Federal Agencies	313384MV8	Federal Home Loan Bank DN	4/12/2023	10/11/2023	0.00	60,000,000	58,544,000	59,680,000	59,658,000	
Federal Agencies	313384NE5	Federal Home Loan Bank DN	4/21/2023	10/20/2023	0.00	35,000,000	34,132,972	34,766,569	34,755,700	
Federal Agencies	313384NE5	Federal Home Loan Bank DN	6/6/2023	10/20/2023	0.00	40,613,000	39,807,509	40,322,786	40,329,521	
Federal Agencies	313384NE5	Federal Home Loan Bank DN	4/21/2023	10/20/2023	0.00	54,113,000	52,772,501	53,752,096	53,735,291	
Federal Agencies	313384NK1	Federal Home Loan Bank DN	6/21/2023	10/25/2023	0.00	43,944,000	43,154,216	43,605,521	43,606,071	
Federal Agencies	313384NX3	Federal Home Loan Bank DN	6/20/2023	11/6/2023	0.00	50,000,000	49,008,660	49,529,292	49,529,000	
Federal Agencies	3133ENGF1	Federal Farm Credit Bank	12/3/2021	12/1/2023	0.50	25,000,000	24,963,750	24,995,469	24,685,500	
Federal Agencies	3133ENGF1	Federal Farm Credit Bank	12/3/2021	12/1/2023	0.50	25,000,000	24,963,750	24,995,469	24,685,500	
Federal Agencies	3133ENGF1	Federal Farm Credit Bank	12/3/2021	12/1/2023	0.50	75,000,000	74,891,250	74,986,406	74,056,500	
Federal Agencies	3130A3VC5	Federal Home Loan Bank	12/10/2021	12/8/2023	2.25	10,000,000	10,301,000	10,040,519	9,908,900	

Investment Inventory

Pooled Fund

Type of Investment	CUSIP	Issuer Name	Maturity			Par Value	Original Cost	Amortized	
			Settle Date	Date	Coupon			Book Value	Market Value
Federal Agencies	3130A3VC5	Federal Home Loan Bank	12/10/2021	12/8/2023	2.25	30,000,000	30,903,000	30,121,558	29,726,700
Federal Agencies	3133ENHR4	Federal Farm Credit Bank	12/20/2021	12/20/2023	0.68	25,000,000	24,987,600	24,998,132	24,643,000
Federal Agencies	3133ENHR4	Federal Farm Credit Bank	12/20/2021	12/20/2023	0.68	25,000,000	24,988,000	24,998,192	24,643,000
Federal Agencies	3133ENHR4	Federal Farm Credit Bank	12/20/2021	12/20/2023	0.68	62,000,000	61,970,488	61,995,553	61,114,640
Federal Agencies	3130AU4V3	Federal Home Loan Bank	12/8/2022	1/8/2024	4.80	11,000,000	10,998,900	10,999,642	10,966,340
Federal Agencies	3130AU4V3	Federal Home Loan Bank	12/8/2022	1/8/2024	4.80	25,000,000	24,987,500	24,995,928	24,923,500
Federal Agencies	3133ENLF5	Federal Farm Credit Bank	3/3/2022	1/18/2024	0.90	11,856,000	11,738,815	11,832,256	11,648,757
Federal Agencies	3133ENLF5	Federal Farm Credit Bank	2/1/2022	1/18/2024	0.90	50,000,000	49,701,000	49,941,954	49,126,000
Federal Agencies	313384ST7	Federal Home Loan Bank DN	4/21/2023	2/6/2024	0.00	10,650,000	10,236,780	10,425,640	10,409,204
Federal Agencies	3130AFWR94	Federal Home Loan Bank	11/12/2021	2/13/2024	2.50	39,010,000	40,648,810	39,338,559	38,483,755
Federal Agencies	3133ELNE0	Federal Farm Credit Bank	3/18/2020	2/14/2024	1.43	20,495,000	20,950,604	20,547,962	20,134,288
Federal Agencies	3130AUYG3	Federal Home Loan Bank	2/16/2023	2/16/2024	5.10	25,000,000	24,996,500	24,998,389	24,946,000
Federal Agencies	3133EMRZ7	Federal Farm Credit Bank	2/26/2021	2/26/2024	0.25	5,000,000	4,998,200	4,999,707	4,876,650
Federal Agencies	3133EMRZ7	Federal Farm Credit Bank	2/26/2021	2/26/2024	0.25	5,000,000	4,998,200	4,999,707	4,876,650
Federal Agencies	3133EMRZ7	Federal Farm Credit Bank	2/26/2021	2/26/2024	0.25	100,000,000	99,964,000	99,994,148	97,533,000
Federal Agencies	3130ARHG9	Federal Home Loan Bank	3/25/2022	2/28/2024	2.13	11,000,000	10,987,460	10,996,798	10,826,310
Federal Agencies	3130ARHG9	Federal Home Loan Bank	3/25/2022	2/28/2024	2.13	25,000,000	24,971,500	24,992,723	24,605,250
Federal Agencies	3130ATUQ8	Federal Home Loan Bank	11/15/2022	3/8/2024	4.75	10,000,000	10,013,300	10,005,248	9,965,400
Federal Agencies	3130ATUQ8	Federal Home Loan Bank	11/18/2022	3/8/2024	4.75	20,000,000	20,000,800	20,000,318	19,930,800
Federal Agencies	3130ATUQ8	Federal Home Loan Bank	12/8/2022	3/8/2024	4.75	25,000,000	24,982,000	24,992,539	24,913,500
Federal Agencies	3130ATUQ8	Federal Home Loan Bank	11/18/2022	3/8/2024	4.75	30,000,000	30,001,800	30,000,715	29,896,200
Federal Agencies	3130ATUQ8	Federal Home Loan Bank	12/8/2022	3/8/2024	4.75	30,000,000	29,978,400	29,991,047	29,896,200
Federal Agencies	3133EMTW2	Federal Farm Credit Bank	3/18/2021	3/18/2024	0.30	50,000,000	49,939,500	49,989,015	48,657,500
Federal Agencies	3133EMTW2	Federal Farm Credit Bank	3/18/2021	3/18/2024	0.30	50,000,000	49,939,450	49,989,006	48,657,500
Federal Agencies	3133EMWV0	Federal Farm Credit Bank	5/4/2021	4/22/2024	0.35	16,545,000	16,549,633	16,546,000	16,023,998
Federal Agencies	3133EMWV0	Federal Farm Credit Bank	5/4/2021	4/22/2024	0.35	29,424,000	29,422,239	29,425,778	28,497,438
Federal Agencies	3133EMWV0	Federal Farm Credit Bank	5/4/2021	4/22/2024	0.35	39,000,000	39,010,920	39,002,357	37,771,890
Federal Agencies	3133ENWP1	Federal Farm Credit Bank	5/16/2022	5/16/2024	2.63	45,000,000	44,939,250	44,978,559	44,174,700
Federal Agencies	3133ENWP1	Federal Farm Credit Bank	5/16/2022	5/16/2024	2.63	50,000,000	49,932,500	49,976,176	49,083,000
Federal Agencies	3133ENYH7	Federal Farm Credit Bank	6/10/2022	6/10/2024	2.63	100,000,000	99,871,000	99,950,059	97,810,000
Federal Agencies	3130A1XJ2	Federal Home Loan Bank	5/18/2022	6/14/2024	2.88	15,955,000	16,008,449	15,975,237	15,654,408
Federal Agencies	3130A1XJ2	Federal Home Loan Bank	5/18/2022	6/14/2024	2.88	17,980,000	18,043,829	18,004,167	17,641,257
Federal Agencies	3130A1XJ2	Federal Home Loan Bank	5/12/2022	6/14/2024	2.88	25,500,000	25,552,530	25,519,733	25,019,580
Federal Agencies	3130A1XJ2	Federal Home Loan Bank	5/16/2022	6/14/2024	2.88	50,000,000	50,204,000	50,077,037	49,058,000
Federal Agencies	3130ASHK8	Federal Home Loan Bank	7/22/2022	6/14/2024	3.13	28,000,000	27,904,520	27,960,458	27,515,600
Federal Agencies	3130ASHK8	Federal Home Loan Bank	7/22/2022	6/14/2024	3.13	28,210,000	28,114,932	28,170,629	27,721,967
Federal Agencies	3133ENYX2	Federal Farm Credit Bank	6/17/2022	6/17/2024	3.25	25,000,000	24,970,500	24,988,297	24,583,000
Federal Agencies	3133ENYX2	Federal Farm Credit Bank	6/17/2022	6/17/2024	3.25	25,000,000	24,970,750	24,988,396	24,583,000
Federal Agencies	3133ENYX2	Federal Farm Credit Bank	6/17/2022	6/17/2024	3.25	50,000,000	49,970,000	49,988,098	49,166,000
Federal Agencies	3133ENZS2	Federal Farm Credit Bank	6/28/2022	6/28/2024	3.10	25,000,000	24,987,500	24,994,853	24,547,750
Federal Agencies	3133ENZS2	Federal Farm Credit Bank	6/28/2022	6/28/2024	3.10	25,000,000	24,986,500	24,994,441	24,547,750
Federal Agencies	3133ENZS2	Federal Farm Credit Bank	6/28/2022	6/28/2024	3.10	50,000,000	49,973,000	49,988,882	49,095,500
Federal Agencies	3130ASME6	Federal Home Loan Bank	7/8/2022	7/8/2024	3.00	10,000,000	9,980,600	9,991,746	9,795,900
Federal Agencies	3130ASME6	Federal Home Loan Bank	7/8/2022	7/8/2024	3.00	15,000,000	14,970,900	14,987,620	14,693,850
Federal Agencies	3130ASME6	Federal Home Loan Bank	7/8/2022	7/8/2024	3.00	17,500,000	17,466,050	17,485,556	17,142,825
Federal Agencies	3130AWFH8	Federal Home Loan Bank	6/13/2023	7/12/2024	5.51	50,000,000	50,000,000	50,000,000	49,842,000
Federal Agencies	3133EMV25	Federal Farm Credit Bank	8/6/2021	7/23/2024	0.45	50,000,000	50,092,000	50,027,719	47,898,500
Federal Agencies	3133EPBF1	Federal Farm Credit Bank	2/21/2023	8/21/2024	4.88	10,000,000	9,995,700	9,997,209	9,948,900
Federal Agencies	3133EPBF1	Federal Farm Credit Bank	2/21/2023	8/21/2024	4.88	20,000,000	19,992,000	19,994,808	19,897,800
Federal Agencies	3133EPBF1	Federal Farm Credit Bank	2/21/2023	8/21/2024	4.88	25,000,000	24,990,000	24,993,510	24,872,250
Federal Agencies	3133ENJ84	Federal Farm Credit Bank	8/26/2022	8/26/2024	3.38	50,000,000	49,916,500	49,958,878	49,014,000

Investment Inventory

Pooled Fund

Type of Investment	CUSIP	Issuer Name	Maturity			Par Value	Original Cost	Amortized	
			Settle Date	Date	Coupon			Book Value	Market Value
Federal Agencies	3130ATVD6	Federal Home Loan Bank	11/10/2022	9/13/2024	4.88	50,000,000	50,062,000	50,034,823	49,783,500
Federal Agencies	3133EM5X6	Federal Farm Credit Bank	9/23/2021	9/23/2024	0.43	25,000,000	24,974,750	24,991,061	23,759,250
Federal Agencies	3133EM5X6	Federal Farm Credit Bank	9/23/2021	9/23/2024	0.43	50,000,000	49,949,500	49,982,122	47,518,500
Federal Agencies	3133EM5X6	Federal Farm Credit Bank	9/23/2021	9/23/2024	0.43	50,000,000	49,949,500	49,982,122	47,518,500
Federal Agencies	3133ENP79	Federal Farm Credit Bank	9/26/2022	9/26/2024	4.25	50,000,000	49,996,000	49,997,860	49,452,000
Federal Agencies	3130ATT31	Federal Home Loan Bank	11/1/2022	10/3/2024	4.50	50,000,000	49,860,500	49,920,910	49,554,500
Federal Agencies	3135GAFY2	Federal National Mortgage Assoc	4/3/2023	10/3/2024	5.32	25,000,000	25,000,000	25,000,000	24,881,750
Federal Agencies	3135GAFY2	Federal National Mortgage Assoc	4/3/2023	10/3/2024	5.32	25,000,000	25,000,000	25,000,000	24,881,750
Federal Agencies	3135GAFY2	Federal National Mortgage Assoc	4/3/2023	10/3/2024	5.32	50,000,000	50,000,000	50,000,000	49,763,500
Federal Agencies	3133EPHD0	Federal Farm Credit Bank	4/28/2023	10/28/2024	4.50	20,000,000	19,968,400	19,975,652	19,799,200
Federal Agencies	3133EPHD0	Federal Farm Credit Bank	4/28/2023	10/28/2024	4.50	25,000,000	24,959,000	24,968,410	24,749,000
Federal Agencies	3133ENEJ5	Federal Farm Credit Bank	11/18/2021	11/18/2024	0.88	10,000,000	9,988,500	9,995,341	9,485,700
Federal Agencies	3133ENEJ5	Federal Farm Credit Bank	11/18/2021	11/18/2024	0.88	10,000,000	9,988,500	9,995,341	9,485,700
Federal Agencies	3133ENEJ5	Federal Farm Credit Bank	11/18/2021	11/18/2024	0.88	50,000,000	49,942,500	49,976,706	47,428,500
Federal Agencies	3133ENZ94	Federal Farm Credit Bank	11/18/2022	11/18/2024	4.50	25,000,000	24,973,500	24,983,904	24,799,000
Federal Agencies	3133ELCP7	Federal Farm Credit Bank	12/3/2019	12/3/2024	1.63	25,000,000	24,960,000	24,989,951	23,916,250
Federal Agencies	3133ENGQ7	Federal Farm Credit Bank	12/9/2021	12/9/2024	0.92	50,000,000	49,985,000	49,993,636	47,151,000
Federal Agencies	3133ENGQ7	Federal Farm Credit Bank	12/9/2021	12/9/2024	0.92	50,000,000	49,983,000	49,984,302	47,151,000
Federal Agencies	3133EN4N7	Federal Farm Credit Bank	12/20/2022	12/20/2024	4.25	10,000,000	9,982,900	9,988,865	9,873,700
Federal Agencies	3133EN4N7	Federal Farm Credit Bank	12/20/2022	12/20/2024	4.25	25,000,000	24,954,500	24,970,372	24,684,250
Federal Agencies	3133EN4N7	Federal Farm Credit Bank	12/20/2022	12/20/2024	4.25	25,000,000	24,954,500	24,970,372	24,684,250
Federal Agencies	3135GAG39	Federal National Mortgage Assoc	3/30/2023	12/30/2024	5.38	25,000,000	25,000,000	25,000,000	24,857,000
Federal Agencies	3135GAG39	Federal National Mortgage Assoc	3/30/2023	12/30/2024	5.38	25,000,000	25,000,000	25,000,000	24,857,000
Federal Agencies	3135GAG39	Federal National Mortgage Assoc	3/30/2023	12/30/2024	5.38	25,000,000	25,000,000	25,000,000	24,857,000
Federal Agencies	3135GAG39	Federal National Mortgage Assoc	3/30/2023	12/30/2024	5.38	25,000,000	25,000,000	25,000,000	24,857,000
Federal Agencies	3133ENKS8	Federal Farm Credit Bank	1/11/2022	1/6/2025	1.13	20,000,000	19,955,000	19,979,665	18,929,400
Federal Agencies	3133ENKS8	Federal Farm Credit Bank	1/11/2022	1/6/2025	1.13	25,000,000	24,943,750	24,974,582	23,661,750
Federal Agencies	3133ENKS8	Federal Farm Credit Bank	1/11/2022	1/6/2025	1.13	25,000,000	24,943,750	24,974,582	23,661,750
Federal Agencies	3135G0X24	Federal National Mortgage Assoc	4/21/2021	1/7/2025	1.63	39,060,000	40,632,556	39,632,470	37,276,520
Federal Agencies	3133ENZ37	Federal Farm Credit Bank	11/10/2022	1/10/2025	4.88	10,000,000	9,999,400	9,999,623	9,947,500
Federal Agencies	3133ENZ37	Federal Farm Credit Bank	11/10/2022	1/10/2025	4.88	20,000,000	19,998,800	19,999,247	19,895,000
Federal Agencies	3133ENZ37	Federal Farm Credit Bank	11/10/2022	1/10/2025	4.88	20,000,000	19,999,580	19,999,736	19,895,000
Federal Agencies	3133EPAG0	Federal Farm Credit Bank	2/10/2023	2/10/2025	4.25	10,000,000	9,947,200	9,961,863	9,863,100
Federal Agencies	3133EPAG0	Federal Farm Credit Bank	2/10/2023	2/10/2025	4.25	29,875,000	29,716,065	29,760,202	29,466,011
Federal Agencies	3137EAEP0	Federal Home Loan Mortgage Corp	2/14/2020	2/12/2025	1.50	5,000,000	4,996,150	4,998,882	4,747,150
Federal Agencies	3137EAEP0	Federal Home Loan Mortgage Corp	2/14/2020	2/12/2025	1.50	5,000,000	4,996,150	4,998,882	4,747,150
Federal Agencies	3137EAEP0	Federal Home Loan Mortgage Corp	2/14/2020	2/12/2025	1.50	5,000,000	4,996,150	4,998,882	4,747,150
Federal Agencies	3137EAEP0	Federal Home Loan Mortgage Corp	2/14/2020	2/12/2025	1.50	15,000,000	14,988,450	14,996,646	14,241,450
Federal Agencies	3137EAEP0	Federal Home Loan Mortgage Corp	2/14/2020	2/12/2025	1.50	50,000,000	49,961,500	49,988,819	47,471,500
Federal Agencies	3137EAEP0	Federal Home Loan Mortgage Corp	4/21/2021	2/12/2025	1.50	53,532,000	55,450,052	54,261,768	50,824,887
Federal Agencies	3130AUVZ4	Federal Home Loan Bank	2/13/2023	2/13/2025	4.50	50,000,000	49,921,500	49,942,977	49,542,000
Federal Agencies	3130AV7L0	Federal Home Loan Bank	3/3/2023	2/28/2025	5.00	25,000,000	24,967,000	24,975,250	24,990,250
Federal Agencies	3130AV7L0	Federal Home Loan Bank	3/3/2023	2/28/2025	5.00	35,000,000	34,953,800	34,965,350	34,986,350
Federal Agencies	3133ELQY3	Federal Farm Credit Bank	3/23/2020	3/3/2025	1.21	16,000,000	15,990,720	15,997,179	15,080,000
Federal Agencies	3133ELQY3	Federal Farm Credit Bank	3/23/2020	3/3/2025	1.21	24,000,000	23,964,240	23,989,129	22,620,000
Federal Agencies	3133EMWT5	Federal Farm Credit Bank	4/21/2021	4/21/2025	0.60	50,000,000	49,973,500	49,989,153	46,443,000
Federal Agencies	3135G03U5	Federal National Mortgage Assoc	12/8/2021	4/22/2025	0.63	37,938,000	37,367,792	37,660,539	35,330,521
Federal Agencies	3135G03U5	Federal National Mortgage Assoc	7/12/2021	4/22/2025	0.63	50,000,000	50,108,000	50,046,878	46,563,500
Federal Agencies	3135G03U5	Federal National Mortgage Assoc	12/8/2021	4/22/2025	0.63	50,000,000	49,243,950	49,632,109	46,563,500
Federal Agencies	3133ENXE5	Federal Farm Credit Bank	5/23/2022	5/23/2025	2.85	6,000,000	5,991,600	5,995,172	5,776,380
Federal Agencies	3133ENXE5	Federal Farm Credit Bank	5/23/2022	5/23/2025	2.85	20,000,000	19,972,000	19,983,905	19,254,600

Investment Inventory

Pooled Fund

Type of Investment	CUSIP	Issuer Name	Settle Date	Maturity		Par Value	Original Cost	Amortized	
				Date	Coupon			Book Value	Market Value
Federal Agencies	3130AWER7	Federal Home Loan Bank	6/12/2023	6/6/2025	4.63	10,000,000	9,991,700	9,992,627	9,923,700
Federal Agencies	3130AWER7	Federal Home Loan Bank	6/12/2023	6/6/2025	4.63	15,000,000	14,987,550	14,988,941	14,885,550
Federal Agencies	3130AWER7	Federal Home Loan Bank	6/12/2023	6/6/2025	4.63	25,000,000	24,979,250	24,981,568	24,809,250
Federal Agencies	3130AWER7	Federal Home Loan Bank	6/12/2023	6/6/2025	4.63	52,000,000	51,956,840	51,961,662	51,603,240
Federal Agencies	3130ASG86	Federal Home Loan Bank	8/4/2022	6/13/2025	3.38	11,940,000	12,000,178	11,977,525	11,601,620
Federal Agencies	3130ASG86	Federal Home Loan Bank	8/3/2022	6/13/2025	3.38	12,700,000	12,806,045	12,766,062	12,340,082
Federal Agencies	3130ATST5	Federal Home Loan Bank	5/10/2023	6/13/2025	4.38	3,000,000	3,012,270	3,010,442	2,965,470
Federal Agencies	3130ATST5	Federal Home Loan Bank	5/8/2023	6/13/2025	4.38	9,915,000	9,975,878	9,966,671	9,800,878
Federal Agencies	3130ATST5	Federal Home Loan Bank	5/8/2023	6/13/2025	4.38	10,000,000	10,065,000	10,055,169	9,884,900
Federal Agencies	3130ATST5	Federal Home Loan Bank	5/11/2023	6/13/2025	4.38	10,000,000	10,036,000	10,030,675	9,884,900
Federal Agencies	3130ATST5	Federal Home Loan Bank	5/17/2023	6/13/2025	4.38	24,000,000	24,079,440	24,068,226	23,723,760
Federal Agencies	3130ATST5	Federal Home Loan Bank	5/9/2023	6/13/2025	4.38	25,500,000	25,624,695	25,605,974	25,206,495
Federal Agencies	3130AWLY4	Federal Home Loan Bank	7/25/2023	6/13/2025	5.13	10,800,000	10,818,036	10,817,041	10,812,636
Federal Agencies	3130AWLY4	Federal Home Loan Bank	7/25/2023	6/13/2025	5.13	48,150,000	48,241,967	48,236,894	48,206,336
Federal Agencies	3133EN4B3	Federal Farm Credit Bank	12/13/2022	6/13/2025	4.25	15,000,000	14,988,383	14,991,716	14,770,950
Federal Agencies	3133EN4B3	Federal Farm Credit Bank	12/13/2022	6/13/2025	4.25	15,000,000	14,989,800	14,992,727	14,770,950
Federal Agencies	3133EN4B3	Federal Farm Credit Bank	12/13/2022	6/13/2025	4.25	15,000,000	14,989,050	14,992,192	14,770,950
Federal Agencies	3133ENYQ7	Federal Farm Credit Bank	6/13/2022	6/13/2025	2.95	50,000,000	49,975,500	49,985,448	48,289,500
Federal Agencies	3135G04Z3	Federal National Mortgage Assoc	12/8/2021	6/17/2025	0.50	4,655,000	4,556,640	4,604,941	4,301,080
Federal Agencies	3135G04Z3	Federal National Mortgage Assoc	12/8/2021	6/17/2025	0.50	10,000,000	9,789,600	9,892,920	9,239,700
Federal Agencies	3130AN4A5	Federal Home Loan Bank	7/12/2021	6/30/2025	0.70	17,680,000	17,734,631	17,705,185	16,341,624
Federal Agencies	3133EPKA2	Federal Farm Credit Bank	5/18/2023	8/18/2025	4.00	25,000,000	24,982,000	24,984,318	24,571,000
Federal Agencies	3133EPKA2	Federal Farm Credit Bank	5/18/2023	8/18/2025	4.00	26,500,000	26,483,835	26,485,917	26,045,260
Federal Agencies	3133EPKA2	Federal Farm Credit Bank	5/18/2023	8/18/2025	4.00	30,000,000	29,981,700	29,984,057	29,485,200
Federal Agencies	3135G05X7	Federal National Mortgage Assoc	3/4/2021	8/25/2025	0.38	25,000,000	24,684,250	24,860,182	22,850,750
Federal Agencies	3135G05X7	Federal National Mortgage Assoc	2/25/2021	8/25/2025	0.38	72,500,000	71,862,000	72,218,689	66,267,175
Federal Agencies	3130A8ZQ9	Federal Home Loan Bank	11/2/2021	9/12/2025	1.75	10,295,000	10,575,333	10,442,523	9,662,475
Federal Agencies	3137EAEX3	Federal Home Loan Mortgage Corp	3/4/2021	9/23/2025	0.38	22,600,000	22,295,352	22,462,139	20,612,330
Federal Agencies	3133EPDL6	Federal Farm Credit Bank	3/15/2023	10/1/2025	4.85	50,000,000	50,000,000	50,000,000	49,857,000
Federal Agencies	3133ENEG1	Federal Farm Credit Bank	11/17/2021	11/17/2025	1.05	39,675,000	39,622,232	39,645,817	36,489,098
Federal Agencies	3133ENEG1	Federal Farm Credit Bank	11/17/2021	11/17/2025	1.05	55,000,000	54,923,000	54,957,415	50,583,500
Federal Agencies	3133ENHM5	Federal Farm Credit Bank	12/16/2021	12/16/2025	1.17	45,000,000	44,954,100	44,973,704	41,468,850
Federal Agencies	3133ENHM5	Federal Farm Credit Bank	12/16/2021	12/16/2025	1.17	50,000,000	49,949,000	49,970,782	46,076,500
Federal Agencies	3133EN5E6	Federal Farm Credit Bank	12/29/2022	12/29/2025	4.00	15,000,000	14,954,700	14,964,868	14,741,100
Federal Agencies	3133EN5E6	Federal Farm Credit Bank	12/29/2022	12/29/2025	4.00	20,000,000	19,939,600	19,953,157	19,654,800
Federal Agencies	3133EN5E6	Federal Farm Credit Bank	12/29/2022	12/29/2025	4.00	25,000,000	24,923,750	24,940,865	24,568,500
Federal Agencies	3133EN6A3	Federal Farm Credit Bank	1/13/2023	1/13/2026	4.00	20,000,000	19,982,400	19,986,109	19,653,800
Federal Agencies	3133EN6A3	Federal Farm Credit Bank	1/13/2023	1/13/2026	4.00	30,000,000	29,977,200	29,982,005	29,480,700
Federal Agencies	3130AUTC8	Federal Home Loan Bank	2/9/2023	2/6/2026	4.01	21,100,000	20,985,427	21,006,811	20,681,376
Federal Agencies	3133EPJX4	Federal Farm Credit Bank	5/17/2023	2/17/2026	3.63	25,000,000	24,928,500	24,936,097	24,333,250
Federal Agencies	3133EPJX4	Federal Farm Credit Bank	5/17/2023	2/17/2026	3.63	30,000,000	29,905,500	29,915,541	29,199,900
Federal Agencies	3133EPBJ3	Federal Farm Credit Bank	2/23/2023	2/23/2026	4.38	25,000,000	24,953,500	24,961,561	24,779,750
Federal Agencies	3133EPBJ3	Federal Farm Credit Bank	2/23/2023	2/23/2026	4.38	28,000,000	27,954,080	27,962,041	27,753,320
Federal Agencies	3133EPBJ3	Federal Farm Credit Bank	2/23/2023	2/23/2026	4.38	50,000,000	49,918,000	49,932,215	49,559,500
Federal Agencies	3133ENJ35	Federal Farm Credit Bank	8/25/2022	2/25/2026	3.32	35,000,000	34,957,650	34,969,958	33,789,350
Federal Agencies	3133ENM21	Federal Farm Credit Bank	8/9/2021	4/6/2026	0.69	15,500,000	15,458,150	15,476,676	13,983,015
Federal Agencies	3133ENUD0	Federal Farm Credit Bank	4/8/2022	4/8/2026	2.64	20,000,000	19,961,200	19,974,771	18,940,000
Federal Agencies	3133ENUD0	Federal Farm Credit Bank	4/8/2022	4/8/2026	2.64	30,000,000	29,941,800	29,962,156	28,410,000
Federal Agencies	3130AVWS7	Federal Home Loan Bank	5/10/2023	6/12/2026	3.75	17,045,000	16,991,479	16,996,883	16,646,317
Federal Agencies	3130AVWS7	Federal Home Loan Bank	5/17/2023	6/12/2026	3.75	20,000,000	19,939,200	19,944,998	19,532,200
Federal Agencies	3130AWAH3	Federal Home Loan Bank	6/1/2023	6/12/2026	4.00	10,000,000	9,934,300	9,939,760	9,830,800

Investment Inventory

Pooled Fund

Type of Investment	CUSIP	Issuer Name	Maturity		Coupon	Par Value	Original Cost	Amortized	
			Settle Date	Date				Book Value	Market Value
Federal Agencies	3130AWAH3	Federal Home Loan Bank	6/1/2023	6/12/2026	4.00	15,000,000	14,899,350	14,907,715	14,746,200
Federal Agencies	3130AWLZ1	Federal Home Loan Bank	7/10/2023	6/12/2026	4.75	50,000,000	49,856,000	49,863,146	50,134,500
Federal Agencies	3133EPMU6	Federal Farm Credit Bank	6/15/2023	6/15/2026	4.25	20,000,000	19,969,200	19,971,392	19,779,400
Federal Agencies	3133EPMU6	Federal Farm Credit Bank	6/15/2023	6/15/2026	4.25	24,700,000	24,640,226	24,644,480	24,427,559
Federal Agencies	3133EPMU6	Federal Farm Credit Bank	6/15/2023	6/15/2026	4.25	30,000,000	29,951,400	29,954,859	29,669,100
Federal Agencies	3133EPNG6	Federal Farm Credit Bank	6/23/2023	6/23/2026	4.38	25,000,000	24,986,750	24,987,596	24,825,750
Federal Agencies	3133EPNG6	Federal Farm Credit Bank	6/23/2023	6/23/2026	4.38	25,000,000	24,986,750	24,987,596	24,825,750
Federal Agencies	3133EPNG6	Federal Farm Credit Bank	6/23/2023	6/23/2026	4.38	50,000,000	49,973,500	49,975,193	49,651,500
Federal Agencies	3130ANNM8	Federal Home Loan Bank	8/19/2021	7/13/2026	1.05	25,000,000	25,000,000	25,000,000	22,453,000
Federal Agencies	3130ANNM8	Federal Home Loan Bank	8/19/2021	7/13/2026	1.05	25,000,000	25,000,000	25,000,000	22,453,000
Federal Agencies	3130ANNM8	Federal Home Loan Bank	8/19/2021	7/13/2026	1.05	25,000,000	25,000,000	25,000,000	22,453,000
Federal Agencies	3130ANNM8	Federal Home Loan Bank	8/19/2021	7/13/2026	1.05	25,000,000	25,000,000	25,000,000	22,453,000
Federal Agencies	3130ANMP2	Federal Home Loan Bank	8/20/2021	7/27/2026	1.07	25,000,000	25,000,000	25,000,000	22,441,250
Federal Agencies	3130ANMP2	Federal Home Loan Bank	8/20/2021	7/27/2026	1.07	25,000,000	25,000,000	25,000,000	22,441,250
Federal Agencies	3130ANMP2	Federal Home Loan Bank	8/20/2021	7/27/2026	1.07	25,000,000	25,000,000	25,000,000	22,441,250
Federal Agencies	3130ANMP2	Federal Home Loan Bank	8/20/2021	7/27/2026	1.07	25,000,000	25,000,000	25,000,000	22,441,250
Federal Agencies	3130ANTG5	Federal Home Loan Bank	9/13/2021	8/10/2026	1.05	25,000,000	25,000,000	25,000,000	22,398,750
Federal Agencies	3130ANTG5	Federal Home Loan Bank	9/13/2021	8/10/2026	1.05	25,000,000	25,000,000	25,000,000	22,398,750
Federal Agencies	3130ANTG5	Federal Home Loan Bank	9/13/2021	8/10/2026	1.05	25,000,000	25,000,000	25,000,000	22,398,750
Federal Agencies	3130ANTG5	Federal Home Loan Bank	9/13/2021	8/10/2026	1.05	25,000,000	25,000,000	25,000,000	22,398,750
Federal Agencies	3133EPSW6	Federal Farm Credit Bank	8/14/2023	8/14/2026	4.50	50,000,000	49,885,000	49,886,889	49,817,500
Federal Agencies	3130AP6T7	Federal Home Loan Bank	10/1/2021	9/3/2026	1.08	25,000,000	25,000,000	25,000,000	22,370,250
Federal Agencies	3130AP6T7	Federal Home Loan Bank	10/1/2021	9/3/2026	1.08	25,000,000	25,000,000	25,000,000	22,370,250
Federal Agencies	3130AP6T7	Federal Home Loan Bank	10/1/2021	9/3/2026	1.08	25,000,000	25,000,000	25,000,000	22,370,250
Federal Agencies	3130AP6T7	Federal Home Loan Bank	10/1/2021	9/3/2026	1.08	25,000,000	25,000,000	25,000,000	22,370,250
Federal Agencies	3130APPR0	Federal Home Loan Bank	11/18/2021	10/19/2026	1.43	25,000,000	25,000,000	25,000,000	22,565,000
Federal Agencies	3130APPR0	Federal Home Loan Bank	11/18/2021	10/19/2026	1.43	25,000,000	25,000,000	25,000,000	22,565,000
Federal Agencies	3130APPR0	Federal Home Loan Bank	11/18/2021	10/19/2026	1.43	25,000,000	25,000,000	25,000,000	22,565,000
Federal Agencies	3130APPR0	Federal Home Loan Bank	11/18/2021	10/19/2026	1.43	25,000,000	25,000,000	25,000,000	22,565,000
Federal Agencies	3134GYRY0	Federal Home Loan Mortgage Corp	5/9/2023	11/2/2026	5.29	25,000,000	25,000,000	25,000,000	24,736,750
Federal Agencies	3134GYRY0	Federal Home Loan Mortgage Corp	5/9/2023	11/2/2026	5.29	25,000,000	25,000,000	25,000,000	24,736,750
Federal Agencies	3134GYRY0	Federal Home Loan Mortgage Corp	5/9/2023	11/2/2026	5.29	25,000,000	25,000,000	25,000,000	24,736,750
Federal Agencies	3134GYRY0	Federal Home Loan Mortgage Corp	5/9/2023	11/2/2026	5.29	25,000,000	25,000,000	25,000,000	24,736,750
Federal Agencies	3130AQ7L1	Federal Home Loan Bank	12/16/2021	11/16/2026	1.61	25,000,000	25,000,000	25,000,000	22,674,750
Federal Agencies	3130AQ7L1	Federal Home Loan Bank	12/16/2021	11/16/2026	1.61	25,000,000	25,000,000	25,000,000	22,674,750
Federal Agencies	3130AQ7L1	Federal Home Loan Bank	12/16/2021	11/16/2026	1.61	25,000,000	25,000,000	25,000,000	22,674,750
Federal Agencies	3130AQ7L1	Federal Home Loan Bank	12/16/2021	11/16/2026	1.61	25,000,000	25,000,000	25,000,000	22,674,750
Federal Agencies	3130AQJ95	Federal Home Loan Bank	1/14/2022	12/14/2026	1.65	25,000,000	25,000,000	25,000,000	22,661,500
Federal Agencies	3130AQJ95	Federal Home Loan Bank	1/14/2022	12/14/2026	1.65	25,000,000	25,000,000	25,000,000	22,661,500
Federal Agencies	3130AQJ95	Federal Home Loan Bank	1/14/2022	12/14/2026	1.65	25,000,000	25,000,000	25,000,000	22,661,500
Federal Agencies	3130AQJ95	Federal Home Loan Bank	1/14/2022	12/14/2026	1.65	25,000,000	25,000,000	25,000,000	22,661,500
Federal Agencies	3130ARB59	Federal Home Loan Bank	3/22/2022	3/8/2027	2.35	25,000,000	25,000,000	25,000,000	23,013,500
Federal Agencies	3130ARB59	Federal Home Loan Bank	3/22/2022	3/8/2027	2.35	25,000,000	25,000,000	25,000,000	23,013,500
Federal Agencies	3130ARB59	Federal Home Loan Bank	3/22/2022	3/8/2027	2.35	25,000,000	25,000,000	25,000,000	23,013,500
Federal Agencies	3130ARB59	Federal Home Loan Bank	3/22/2022	3/8/2027	2.35	25,000,000	25,000,000	25,000,000	23,013,500
Federal Agencies	3133ENRD4	Federal Farm Credit Bank	3/16/2022	3/10/2027	1.68	48,573,000	47,432,020	47,766,791	44,019,281
Federal Agencies	3133ENTS9	Federal Farm Credit Bank	4/6/2022	4/5/2027	2.60	22,500,000	22,392,338	22,422,601	21,035,925
Federal Agencies	3133ENTS9	Federal Farm Credit Bank	4/6/2022	4/5/2027	2.60	24,500,000	24,377,010	24,411,582	22,905,785
Federal Agencies	3133ENTS9	Federal Farm Credit Bank	4/6/2022	4/5/2027	2.60	25,000,000	24,804,000	24,859,095	23,373,250
Federal Agencies	3133EN2L3	Federal Farm Credit Bank	11/17/2022	5/17/2027	4.13	4,650,000	4,646,792	4,647,354	4,579,739
Federal Agencies	3133EN2L3	Federal Farm Credit Bank	11/17/2022	5/17/2027	4.13	5,000,000	4,996,550	4,997,155	4,924,450

Investment Inventory

Pooled Fund

Type of Investment	CUSIP	Issuer Name	Maturity		Coupon	Par Value	Original Cost	Amortized	
			Settle Date	Date				Book Value	Market Value
Federal Agencies	3133EN2L3	Federal Farm Credit Bank	11/17/2022	5/17/2027	4.13	21,000,000	20,987,001	20,989,281	20,682,690
Federal Agencies	3133EN2L3	Federal Farm Credit Bank	11/17/2022	5/17/2027	4.13	25,000,000	24,982,750	24,985,776	24,622,250
Federal Agencies	3130ASGU7	Federal Home Loan Bank	7/19/2022	6/11/2027	3.50	10,000,000	10,141,500	10,109,132	9,636,400
Federal Agencies	3130ASGU7	Federal Home Loan Bank	7/19/2022	6/11/2027	3.50	12,375,000	12,552,829	12,512,151	11,925,045
Federal Agencies	3130ASGU7	Federal Home Loan Bank	7/20/2022	6/11/2027	3.50	21,725,000	22,016,550	21,949,984	20,935,079
Federal Agencies	3133EPMV4	Federal Farm Credit Bank	6/15/2023	6/15/2027	4.13	28,940,000	28,911,928	28,913,427	28,577,382
Federal Agencies	3133ENZK9	Federal Farm Credit Bank	7/7/2022	6/28/2027	3.24	27,865,000	28,099,066	28,044,833	26,585,997
Federal Agencies	3134GYUV2	Federal Home Loan Mortgage Corp	6/29/2023	6/29/2027	5.94	25,000,000	25,000,000	25,000,000	24,856,250
Federal Agencies	3134GYUV2	Federal Home Loan Mortgage Corp	6/29/2023	6/29/2027	5.94	25,000,000	25,000,000	25,000,000	24,856,250
Federal Agencies	3134GYUV2	Federal Home Loan Mortgage Corp	6/29/2023	6/29/2027	5.94	50,000,000	50,000,000	50,000,000	49,712,500
Federal Agencies	3134GYYG1	Federal Home Loan Mortgage Corp	8/16/2023	8/16/2027	6.00	25,000,000	25,000,000	25,000,000	24,971,750
Federal Agencies	3134GYYG1	Federal Home Loan Mortgage Corp	8/16/2023	8/16/2027	6.00	25,000,000	25,000,000	25,000,000	24,971,750
Federal Agencies	3133EPBM6	Federal Farm Credit Bank	2/23/2023	8/23/2027	4.13	10,000,000	9,974,000	9,977,009	9,888,900
Federal Agencies	3133EPSK2	Federal Farm Credit Bank	8/7/2023	8/7/2028	4.25	19,500,000	19,412,250	19,413,451	19,407,960
Federal Agencies	3133EPUN3	Federal Farm Credit Bank	8/28/2023	8/28/2028	4.50	10,000,000	9,979,100	9,979,146	10,071,600
Federal Agencies	3133EPUN3	Federal Farm Credit Bank	8/28/2023	8/28/2028	4.50	15,000,000	14,962,800	14,962,881	15,107,400
Federal Agencies	3133EPUN3	Federal Farm Credit Bank	8/28/2023	8/28/2028	4.50	25,000,000	24,943,500	24,943,624	25,179,000
Federal Agencies	3133EPUN3	Federal Farm Credit Bank	8/28/2023	8/28/2028	4.50	33,000,000	32,904,960	32,905,168	33,236,280
Subtotals					5.25	\$ 7,088,706,000	\$ 7,073,552,707	\$ 7,082,860,076	\$ 6,864,995,951
Public Time Deposits	PPG62B630	Bank of San Francisco	6/5/2023	12/4/2023	5.46	\$ 10,000,000	\$ 10,000,000	\$ 10,000,000	\$ 10,000,000
Public Time Deposits	PPG42YDZ6	Bridge Bank NA	6/19/2023	12/18/2023	5.37	10,000,000	10,000,000	10,000,000	10,000,000
Public Time Deposits	PPG24NBE1	Bank of San Francisco	7/10/2023	1/8/2024	5.54	10,000,000	10,000,000	10,000,000	10,000,000
Public Time Deposits	PPG250Y96	Bridge Bank NA	7/17/2023	1/16/2024	5.49	10,000,000	10,000,000	10,000,000	10,000,000
Subtotals					5.47	\$ 40,000,000	\$ 40,000,000	\$ 40,000,000	\$ 40,000,000
Negotiable CDs	78015JFJ1	Royal Bank of Canada/NY	9/20/2022	9/20/2023	4.75	\$ 50,000,000	\$ 50,000,000	\$ 50,000,000	\$ 49,978,000
Negotiable CDs	06367CY27	Bank of Montreal/CHI	10/3/2022	9/22/2023	4.80	50,000,000	50,000,000	50,000,000	49,976,000
Negotiable CDs	78015JHJ9	Royal Bank of Canada/NY	9/30/2022	9/22/2023	4.81	50,000,000	50,000,000	50,000,000	49,978,000
Negotiable CDs	06367CXX0	Bank of Montreal/CHI	9/28/2022	9/25/2023	4.82	50,000,000	50,000,000	50,000,000	49,973,000
Negotiable CDs	78015JH67	Royal Bank of Canada/NY	9/28/2022	9/25/2023	4.76	50,000,000	50,000,000	50,000,000	49,973,000
Negotiable CDs	06367CYA9	Bank of Montreal/CHI	10/6/2022	10/6/2023	4.97	50,000,000	50,000,000	50,000,000	49,966,500
Negotiable CDs	78015JMJ3	Royal Bank of Canada/NY	11/16/2022	10/23/2023	5.46	50,000,000	50,000,000	50,000,000	49,983,000
Negotiable CDs	89115BC73	Toronto Dominion Bank/NY	11/2/2022	10/23/2023	5.57	50,000,000	50,000,000	50,000,000	49,995,000
Negotiable CDs	06367D4E2	Bank of Montreal/CHI	3/1/2023	10/24/2023	5.42	100,000,000	100,000,000	100,000,000	99,970,000
Negotiable CDs	13606KRZ1	Canadian Imperial Bank/NY	1/10/2023	11/6/2023	5.32	50,000,000	50,000,000	50,000,000	49,977,500
Negotiable CDs	89115BJX9	Toronto Dominion Bank/NY	12/2/2022	11/20/2023	5.51	50,000,000	50,000,000	50,000,000	49,975,500
Negotiable CDs	06417MN84	Bank of Nova Scotia/HOU	12/5/2022	11/21/2023	5.50	50,000,000	50,000,000	50,000,000	49,976,000
Negotiable CDs	78015JPE1	Royal Bank of Canada/NY	12/19/2022	12/18/2023	5.37	50,000,000	50,000,000	50,000,000	49,931,000
Negotiable CDs	78015JRE9	Royal Bank of Canada/NY	1/5/2023	12/29/2023	5.43	100,000,000	100,000,000	100,000,000	99,882,000
Negotiable CDs	89115BPB0	Toronto Dominion Bank/NY	1/5/2023	1/3/2024	5.43	50,000,000	50,000,000	50,000,000	49,940,000
Negotiable CDs	89115BPF1	Toronto Dominion Bank/NY	1/5/2023	1/5/2024	5.43	50,000,000	50,000,000	50,000,000	49,937,500
Negotiable CDs	06367D3V5	Bank of Montreal/CHI	1/13/2023	1/12/2024	5.24	70,000,000	70,000,000	70,000,000	69,852,300
Negotiable CDs	89115QB9	Toronto Dominion Bank/NY	1/17/2023	1/17/2024	5.24	50,000,000	50,000,000	50,000,000	49,889,000

Investment Inventory

Pooled Fund

Type of Investment	CUSIP	Issuer Name	Settle Date	Maturity		Coupon	Par Value	Original Cost	Amortized	
				Date					Book Value	Market Value
Negotiable CDs	89115BST8	Toronto Dominion Bank/NY	1/30/2023	1/29/2024	5.21	100,000,000	100,000,000	100,000,000	99,731,000	
Negotiable CDs	89115BY79	Toronto Dominion Bank/NY	3/8/2023	1/29/2024	5.75	50,000,000	50,000,000	50,000,000	49,979,500	
Negotiable CDs	06417MT47	Bank of Nova Scotia/HOU	2/10/2023	2/9/2024	5.43	50,000,000	50,000,000	50,000,000	49,904,500	
Negotiable CDs	89115BWK2	Toronto Dominion Bank/NY	3/1/2023	2/22/2024	5.58	50,000,000	50,000,000	50,000,000	49,931,500	
Negotiable CDs	89115BXF2	Toronto Dominion Bank/NY	3/6/2023	3/6/2024	5.60	50,000,000	50,000,000	50,000,000	49,928,000	
Negotiable CDs	89115BNG1	Toronto Dominion Bank/NY	6/27/2023	6/5/2024	5.85	50,000,000	50,000,000	50,000,000	49,965,000	
Negotiable CDs	06367DBJ3	Bank of Montreal/CHI	7/17/2023	6/7/2024	5.89	50,000,000	50,000,000	50,000,000	49,994,500	
Negotiable CDs	06367DAU9	Bank of Montreal/CHI	6/27/2023	6/21/2024	5.87	100,000,000	100,000,000	100,000,000	99,955,000	
Negotiable CDs	78015JXW2	Royal Bank of Canada/NY	6/28/2023	6/28/2024	5.89	50,000,000	50,000,000	50,000,000	50,001,000	
Negotiable CDs	06367DAX3	Bank of Montreal/CHI	7/5/2023	7/1/2024	6.00	100,000,000	100,000,000	100,000,000	100,022,000	
Negotiable CDs	06367DBR5	Bank of Montreal/CHI	7/24/2023	7/1/2024	5.93	50,000,000	50,000,000	50,000,000	50,010,500	
Negotiable CDs	13606KZR0	Canadian Imperial Bank/NY	8/7/2023	7/1/2024	5.89	50,000,000	50,000,000	50,000,000	50,010,500	
Negotiable CDs	89115BRG7	Toronto Dominion Bank/NY	7/6/2023	7/1/2024	6.05	50,000,000	50,000,000	50,000,000	50,043,500	
Negotiable CDs	89115BS84	Toronto Dominion Bank/NY	7/17/2023	7/1/2024	5.91	50,000,000	50,000,000	50,000,000	49,992,000	
Negotiable CDs	89115BSQ4	Toronto Dominion Bank/NY	7/24/2023	7/1/2024	5.93	50,000,000	50,000,000	50,000,000	50,002,500	
Negotiable CDs	89115BV80	Toronto Dominion Bank/NY	8/2/2023	7/3/2024	5.90	50,000,000	50,000,000	50,000,000	49,994,000	
Negotiable CDs	06367DBW4	Bank of Montreal/CHI	8/1/2023	7/29/2024	5.97	50,000,000	50,000,000	50,000,000	50,030,000	
Negotiable CDs	13606KZN9	Canadian Imperial Bank/NY	8/2/2023	7/29/2024	5.92	60,000,000	60,000,000	60,000,000	60,022,200	
Negotiable CDs	06367DCF0	Bank of Montreal/CHI	8/28/2023	8/14/2024	6.01	50,000,000	50,000,000	50,000,000	50,060,000	
Subtotals					5.53	\$ 2,130,000,000	\$ 2,130,000,000	\$ 2,130,000,000	\$ 2,128,770,500	
Commercial Paper	03785EW59	Apple	8/22/2023	9/5/2023	0.00	\$ 11,000,000	\$ 10,977,499	\$ 10,993,571	\$ 10,991,860	
Commercial Paper	89233HY65	Toyota Motor Credit	6/26/2023	11/6/2023	0.00	50,000,000	48,987,722	49,497,667	49,500,000	
Commercial Paper	89233HY81	Toyota Motor Credit	8/2/2023	11/8/2023	0.00	50,000,000	49,250,028	49,479,611	49,485,000	
Commercial Paper	89233GE36	Toyota Motor Credit	8/8/2023	5/3/2024	0.00	60,000,000	57,489,333	57,713,333	57,748,200	
Commercial Paper	89233GE69	Toyota Motor Credit	8/15/2023	5/6/2024	0.00	50,000,000	47,938,889	48,071,111	48,100,000	
Subtotals					0.00	\$ 221,000,000	\$ 214,643,471	\$ 215,755,293	\$ 215,825,060	
Money Market Funds	09248U718	BlackRock Liquidity Funds T-Fund	8/31/2023	9/1/2023	5.24	\$ 20,639,985	\$ 20,639,985	\$ 20,639,985	\$ 20,639,985	
Money Market Funds	31607A703	Fidelity Govt Portfolio	8/31/2023	9/1/2023	5.24	538,038,800	538,038,800	538,038,800	538,038,800	
Money Market Funds	608919718	Federated Hermes Govt Obligations F	8/31/2023	9/1/2023	5.23	11,969,130	11,969,130	11,969,130	11,969,130	
Money Market Funds	262006208	Dreyfus Government Cash Manageme	8/31/2023	9/1/2023	5.22	14,960,809	14,960,809	14,960,809	14,960,809	
Money Market Funds	85749T517	State Street Institutional U.S. Govt MM	8/31/2023	9/1/2023	5.25	546,167,400	546,167,400	546,167,400	546,167,400	
Money Market Funds	61747C319	Morgan Stanley Institutional Liquidity F	8/31/2023	9/1/2023	5.25	556,939,908	556,939,908	556,939,908	556,939,908	
Subtotals					5.25	\$ 1,688,716,031	\$ 1,688,716,031	\$ 1,688,716,031	\$ 1,688,716,031	
Supranationals	4581X0CC0	Inter-American Development Bank	12/15/2021	10/4/2023	3.00	\$ 25,756,000	\$ 26,837,752	\$ 25,810,252	\$ 25,705,003	
Supranationals	45906M3B5	Int'l Bank for Recon and Dev	3/23/2022	6/14/2024	1.98	100,000,000	100,000,000	100,000,000	97,181,000	
Supranationals	4581X0EE4	Inter-American Development Bank	7/1/2022	7/1/2024	3.25	80,000,000	79,992,000	79,996,673	78,519,200	
Supranationals	459056HV2	Int'l Bank for Recon and Dev	11/2/2021	8/28/2024	1.50	50,000,000	50,984,250	50,345,921	48,154,500	
Supranationals	4581X0DZ8	Inter-American Development Bank	11/4/2021	9/23/2024	0.50	50,000,000	49,595,500	49,851,095	47,490,500	
Supranationals	45950VQG4	International Finance Corp	10/22/2021	9/23/2024	0.44	10,000,000	9,918,700	9,970,436	9,455,700	
Supranationals	4581X0CM8	Inter-American Development Bank	4/26/2021	1/15/2025	2.13	100,000,000	105,676,000	102,095,112	95,911,000	
Supranationals	459058JB0	Int'l Bank for Recon and Dev	7/23/2021	4/22/2025	0.63	40,000,000	40,086,000	40,037,629	37,207,200	
Supranationals	4581X0DN5	Inter-American Development Bank	11/1/2021	7/15/2025	0.63	28,900,000	28,519,098	28,707,577	26,679,613	
Supranationals	45950VRU2	International Finance Corp	1/26/2023	1/26/2026	4.02	100,000,000	100,000,000	100,000,000	97,867,000	
Supranationals	45818WDG8	Inter-American Development Bank	8/25/2021	2/27/2026	0.82	19,500,000	19,556,907	19,531,442	17,574,570	
Supranationals	45906M4C2	Int'l Bank for Recon and Dev	6/15/2023	6/15/2026	5.75	32,000,000	32,000,000	32,000,000	31,962,240	
Subtotals					2.38	\$ 636,156,000	\$ 643,166,207	\$ 638,346,137	\$ 613,707,526	
Grand Totals					2.87	\$ 15,329,578,031	\$ 15,313,955,901	\$ 15,315,801,028	\$ 14,844,272,818	

Monthly Investment Earnings

Pooled Fund

For month ended August 31, 2023

Type of Investment	CUSIP	Issuer Name	Par Value	Accrued Interest Earned	(Amortization) / Accretion	Realized Gain/(Loss)	Total Earnings
U.S. Treasuries	912828WE6	T 2.750 11/15/2023	\$ 50,000,000	115,829	(42,540)	\$	73,289
U.S. Treasuries	91282CBC4	T 0.375 12/31/2025	50,000,000	15,795	9,544		25,339
U.S. Treasuries	91282CAT8	T 0.250 10/31/2025	50,000,000	10,530	12,719		23,249
U.S. Treasuries	91282CBC4	T 0.375 12/31/2025	50,000,000	15,795	12,767		28,561
U.S. Treasuries	91282CAT8	T 0.250 10/31/2025	50,000,000	10,530	16,771		27,301
U.S. Treasuries	91282CAT8	T 0.250 10/31/2025	50,000,000	10,530	17,325		27,854
U.S. Treasuries	912828ZW3	T 0.250 06/30/2025	50,000,000	10,530	16,915		27,445
U.S. Treasuries	912828ZW3	T 0.250 06/30/2025	50,000,000	10,530	18,849		29,379
U.S. Treasuries	912828G38	T 2.250 11/15/2024	50,000,000	94,769	(72,728)		22,041
U.S. Treasuries	912828G38	T 2.250 11/15/2024	50,000,000	94,769	(74,467)		20,302
U.S. Treasuries	912828YY0	T 1.750 12/31/2024	50,000,000	73,709	(49,765)		23,945
U.S. Treasuries	912828ZC7	T 1.125 02/28/2025	50,000,000	47,401	(21,690)		25,712
U.S. Treasuries	91282CBA8	T 0.125 12/15/2023	50,000,000	5,294	7,198		12,492
U.S. Treasuries	912828Z52	T 1.375 01/31/2025	50,000,000	57,914	(33,489)		24,426
U.S. Treasuries	912828Y87	T 1.750 07/31/2024	50,000,000	73,709	(56,226)		17,484
U.S. Treasuries	912828ZC7	T 1.125 02/28/2025	50,000,000	47,401	(21,636)		25,765
U.S. Treasuries	912828Z52	T 1.375 01/31/2025	50,000,000	57,914	(33,700)		24,214
U.S. Treasuries	912828YM6	T 1.500 10/31/2024	50,000,000	63,179	(41,798)		21,381
U.S. Treasuries	912828ZF0	T 0.500 03/31/2025	50,000,000	21,175	4,732		25,906
U.S. Treasuries	912828ZF0	T 0.500 03/31/2025	50,000,000	21,175	3,443		24,618
U.S. Treasuries	91282CAM3	T 0.250 09/30/2025	50,000,000	10,587	17,234		27,822
U.S. Treasuries	912828ZW3	T 0.250 06/30/2025	50,000,000	10,530	14,756		25,286
U.S. Treasuries	912828ZW3	T 0.250 06/30/2025	50,000,000	10,530	16,772		27,302
U.S. Treasuries	912828ZW3	T 0.250 06/30/2025	50,000,000	10,530	15,378		25,908
U.S. Treasuries	912828ZL7	T 0.375 04/30/2025	50,000,000	15,795	8,266		24,061
U.S. Treasuries	91282CBW0	T 0.750 04/30/2026	50,000,000	31,590	5,928		37,518
U.S. Treasuries	91282CBW0	T 0.750 04/30/2026	50,000,000	31,590	4,739		36,329
U.S. Treasuries	91282CCJ8	T 0.875 06/30/2026	50,000,000	36,855	1,162		38,016
U.S. Treasuries	91282CCC3	T 0.250 05/15/2024	50,000,000	10,530	8,319		18,849
U.S. Treasuries	912828XT2	T 2.000 05/31/2024	50,000,000	84,699	(66,202)		18,498
U.S. Treasuries	912828ZW3	T 0.250 06/30/2025	50,000,000	10,530	14,750		25,280
U.S. Treasuries	91282CCJ8	T 0.875 06/30/2026	50,000,000	36,855	(1,203)		35,652
U.S. Treasuries	91282CCJ8	T 0.875 06/30/2026	50,000,000	36,855	(5,941)		30,914
U.S. Treasuries	91282CCJ8	T 0.875 06/30/2026	50,000,000	36,855	(5,639)		31,216
U.S. Treasuries	912828R36	T 1.625 05/15/2026	50,000,000	68,444	(38,871)		29,573
U.S. Treasuries	91282CAM3	T 0.250 09/30/2025	50,000,000	10,587	14,592		25,179
U.S. Treasuries	912828ZW3	T 0.250 06/30/2025	50,000,000	10,530	10,877		21,407
U.S. Treasuries	91282CAB7	T 0.250 07/31/2025	50,000,000	10,530	11,519		22,049
U.S. Treasuries	912828ZW3	T 0.250 06/30/2025	50,000,000	10,530	12,926		23,456
U.S. Treasuries	91282CCJ8	T 0.875 06/30/2026	50,000,000	36,855	(7,040)		29,815
U.S. Treasuries	91282CAB7	T 0.250 07/31/2025	50,000,000	10,530	13,566		24,096
U.S. Treasuries	91282CCL3	T 0.375 07/15/2024	50,000,000	15,795	56		15,851
U.S. Treasuries	91282CCL3	T 0.375 07/15/2024	50,000,000	15,795	1,131		16,926
U.S. Treasuries	91282CAK7	T 0.125 09/15/2023	50,000,000	5,265	4,584		9,849
U.S. Treasuries	91282CCJ8	T 0.875 06/30/2026	50,000,000	36,855	(4,172)		32,682
U.S. Treasuries	91282CCT6	T 0.375 08/15/2024	50,000,000	15,913	2,899		18,812
U.S. Treasuries	912828R36	T 1.625 05/15/2026	50,000,000	68,444	(34,036)		34,409
U.S. Treasuries	912828XB1	T 2.125 05/15/2025	50,000,000	89,504	(65,387)		24,117

Monthly Investment Earnings

Pooled Fund

Type of Investment	CUSIP	Issuer Name	Par Value	Accrued Interest Earned	(Amortization) / Accretion	Realized Gain/(Loss)	Total Earnings
U.S. Treasuries	91282CCJ8	T 0.875 06/30/2026	50,000,000	36,855	1,114		37,968
U.S. Treasuries	91282CCW9	T 0.750 08/31/2026	50,000,000	31,601	9,496		41,097
U.S. Treasuries	9128285Z9	T 2.500 01/31/2024	50,000,000	105,299	(91,712)		13,587
U.S. Treasuries	91282CCZ2	T 0.875 09/30/2026	50,000,000	37,056	5,295		42,351
U.S. Treasuries	91282CCZ2	T 0.875 09/30/2026	50,000,000	37,056	5,595		42,651
U.S. Treasuries	91282CCJ8	T 0.875 06/30/2026	50,000,000	36,855	7,322		44,177
U.S. Treasuries	91282CCZ2	T 0.875 09/30/2026	50,000,000	37,056	11,694		48,750
U.S. Treasuries	91282CDK4	T 1.250 11/30/2026	50,000,000	52,937	(1,229)		51,708
U.S. Treasuries	91282CDK4	T 1.250 11/30/2026	50,000,000	52,937	(1,997)		50,940
U.S. Treasuries	912828ZW3	T 0.250 06/30/2025	50,000,000	10,530	32,670		43,200
U.S. Treasuries	91282CBA8	T 0.125 12/15/2023	50,000,000	5,294	25,173		30,467
U.S. Treasuries	91282CBA8	T 0.125 12/15/2023	50,000,000	5,294	23,638		28,932
U.S. Treasuries	91282CCJ8	T 0.875 06/30/2026	50,000,000	36,855	18,408		55,263
U.S. Treasuries	91282CDV0	T 0.875 01/31/2024	50,000,000	36,855	26,719		63,574
U.S. Treasuries	91282CBR1	T 0.250 03/15/2024	50,000,000	10,530	54,230		64,760
U.S. Treasuries	91282CDQ1	T 1.250 12/31/2026	50,000,000	52,649	51,594		104,243
U.S. Treasuries	91282CDK4	T 1.250 11/30/2026	50,000,000	52,937	53,063		106,000
U.S. Treasuries	91282CEF4	T 2.500 03/31/2027	25,000,000	52,937	4,125		57,062
U.S. Treasuries	912828B66	T 2.750 02/15/2024	50,000,000	116,696	(11,481)		105,214
U.S. Treasuries	91282CDV0	T 0.875 01/31/2024	50,000,000	36,855	65,501		102,355
U.S. Treasuries	91282CCL3	T 0.375 07/15/2024	50,000,000	15,795	91,224		107,019
U.S. Treasuries	91282CFK2	T 3.500 09/15/2025	50,000,000	147,418	29,766		177,185
U.S. Treasuries	912797HC4	B 0.000 10/24/2023	50,000,000		224,750		224,750
Subtotals			\$ 3,525,000,000	\$ 2,646,680	\$ 258,146	\$ -	\$ 2,904,825
Federal Agencies	3133EM2E1	FFCB 0.160 08/10/2023		\$ 2,000	\$ 370	\$	2,370
Federal Agencies	3133EM6N7	FFCB 0.170 09/27/2023	50,000,000	7,083	2,123		9,207
Federal Agencies	3133EMRZ7	FFCB 0.250 02/26/2024	5,000,000	1,042	51		1,093
Federal Agencies	3133EMRZ7	FFCB 0.250 02/26/2024	5,000,000	1,042	51		1,093
Federal Agencies	3133EMRZ7	FFCB 0.250 02/26/2024	100,000,000	20,833	1,019		21,853
Federal Agencies	3133EMTW2	FFCB 0.300 03/18/2024	50,000,000	12,500	1,711		14,211
Federal Agencies	3133EMTW2	FFCB 0.300 03/18/2024	50,000,000	12,500	1,713		14,213
Federal Agencies	3133EMWV0	FFCB 0.350 04/22/2024	39,000,000	11,375	(312)		11,063
Federal Agencies	3133EMWV0	FFCB 0.350 04/22/2024	29,424,000	8,582	(236)		8,346
Federal Agencies	3133EMWV0	FFCB 0.350 04/22/2024	16,545,000	4,826	(132)		4,693
Federal Agencies	3133EM5X6	FFCB 0.430 09/23/2024	25,000,000	8,958	714		9,673
Federal Agencies	3133EM5X6	FFCB 0.430 09/23/2024	50,000,000	17,917	1,428		19,345
Federal Agencies	3133EM5X6	FFCB 0.430 09/23/2024	50,000,000	17,917	1,428		19,345
Federal Agencies	3133EMV25	FFCB 0.450 07/23/2024	50,000,000	18,750	(2,636)		16,114
Federal Agencies	3133ENGF1	FFCB 0.500 12/01/2023	25,000,000	10,417	1,544		11,960
Federal Agencies	3133ENGF1	FFCB 0.500 12/01/2023	75,000,000	31,250	4,631		35,881
Federal Agencies	3133ENGF1	FFCB 0.500 12/01/2023	25,000,000	10,417	1,544		11,960
Federal Agencies	3133EMWT5	FFCB 0.600 04/21/2025	50,000,000	25,000	562		25,562
Federal Agencies	3133ENHR4	FFCB 0.680 12/20/2023	62,000,000	35,133	1,253		36,387
Federal Agencies	3133ENHR4	FFCB 0.680 12/20/2023	25,000,000	14,167	527		14,693
Federal Agencies	3133ENHR4	FFCB 0.680 12/20/2023	25,000,000	14,167	510		14,676
Federal Agencies	3133EMZ21	FFCB 0.690 04/06/2026	15,500,000	8,913	763		9,675
Federal Agencies	3133ENEJ5	FFCB 0.875 11/18/2024	50,000,000	36,458	1,626		38,085
Federal Agencies	3133ENEJ5	FFCB 0.875 11/18/2024	10,000,000	7,292	325		7,617

Monthly Investment Earnings

Pooled Fund

<u>Type of Investment</u>	<u>CUSIP</u>	<u>Issuer Name</u>	<u>Par Value</u>	<u>Accrued Interest Earned</u>	<u>(Amortization) / Accretion</u>	<u>Realized Gain/(Loss)</u>	<u>Total Earnings</u>
Federal Agencies	3133ENEJ5	FFCB 0.875 11/18/2024	10,000,000	7,292	325		7,617
Federal Agencies	3133ENLF5	FFCB 0.900 01/18/2024	50,000,000	37,500	12,946		50,446
Federal Agencies	3133ENLF5	FFCB 0.900 01/18/2024	11,856,000	8,892	5,296		14,188
Federal Agencies	3133ENGQ7	FFCB 0.920 12/09/2024	50,000,000	38,333	424		38,758
Federal Agencies	3133ENGQ7	FFCB 0.920 12/09/2024	50,000,000	38,333	1,047		39,380
Federal Agencies	3133ENEG1	FFCB 1.050 11/17/2025	55,000,000	48,125	1,634		49,759
Federal Agencies	3133ENEG1	FFCB 1.050 11/17/2025	39,675,000	34,716	1,120		35,835
Federal Agencies	3133ENKS8	FFCB 1.125 01/06/2025	20,000,000	18,750	1,279		20,029
Federal Agencies	3133ENKS8	FFCB 1.125 01/06/2025	25,000,000	23,438	1,598		25,036
Federal Agencies	3133ENKS8	FFCB 1.125 01/06/2025	25,000,000	23,438	1,598		25,036
Federal Agencies	3133ENHM5	FFCB 1.170 12/16/2025	45,000,000	43,875	974		44,849
Federal Agencies	3133ENHM5	FFCB 1.170 12/16/2025	50,000,000	48,750	1,082		49,832
Federal Agencies	3133ELQY3	FFCB 1.210 03/03/2025	24,000,000	24,200	614		24,814
Federal Agencies	3133ELQY3	FFCB 1.210 03/03/2025	16,000,000	16,133	159		16,293
Federal Agencies	3133ELNE0	FFCB 1.430 02/14/2024	20,495,000	24,423	(9,891)		14,533
Federal Agencies	3133ELCP7	FFCB 1.625 12/03/2024	25,000,000	33,854	679		34,533
Federal Agencies	3133ENRD4	FFCB 1.680 03/10/2027	48,573,000	68,002	19,434		87,436
Federal Agencies	3133ENTS9	FFCB 2.600 04/05/2027	24,500,000	53,083	2,089		55,172
Federal Agencies	3133ENTS9	FFCB 2.600 04/05/2027	22,500,000	48,750	1,829		50,579
Federal Agencies	3133ENTS9	FFCB 2.600 04/05/2027	25,000,000	54,167	3,329		57,496
Federal Agencies	3133ENWP1	FFCB 2.625 05/16/2024	45,000,000	98,438	2,576		101,014
Federal Agencies	3133ENWP1	FFCB 2.625 05/16/2024	50,000,000	109,375	2,863		112,238
Federal Agencies	3133ENYH7	FFCB 2.625 06/10/2024	100,000,000	218,750	5,471		224,221
Federal Agencies	3133ENUD0	FFCB 2.640 04/08/2026	20,000,000	44,000	823		44,823
Federal Agencies	3133ENUD0	FFCB 2.640 04/08/2026	30,000,000	66,000	1,235		67,235
Federal Agencies	3133ENXE5	FFCB 2.850 05/23/2025	6,000,000	14,250	238		14,488
Federal Agencies	3133ENXE5	FFCB 2.850 05/23/2025	20,000,000	47,500	792		48,292
Federal Agencies	3133ENYQ7	FFCB 2.950 06/13/2025	50,000,000	122,917	693		123,610
Federal Agencies	3133ENZS2	FFCB 3.100 06/28/2024	25,000,000	64,583	530		65,113
Federal Agencies	3133ENZS2	FFCB 3.100 06/28/2024	50,000,000	129,167	1,145		130,312
Federal Agencies	3133ENZS2	FFCB 3.100 06/28/2024	25,000,000	64,583	573		65,156
Federal Agencies	3133ENZK9	FFCB 3.240 06/28/2027	27,865,000	75,236	(3,993)		71,242
Federal Agencies	3133ENYX2	FFCB 3.250 06/17/2024	50,000,000	135,417	1,272		136,689
Federal Agencies	3133ENYX2	FFCB 3.250 06/17/2024	25,000,000	67,708	1,251		68,959
Federal Agencies	3133ENYX2	FFCB 3.250 06/17/2024	25,000,000	67,708	1,240		68,949
Federal Agencies	3133ENJ35	FFCB 3.320 02/25/2026	35,000,000	96,833	1,026		97,859
Federal Agencies	3133ENJ84	FFCB 3.375 08/26/2024	50,000,000	140,625	3,541		144,166
Federal Agencies	3133EPJX4	FFCB 3.625 02/17/2026	30,000,000	90,625	2,909		93,534
Federal Agencies	3133EPJX4	FFCB 3.625 02/17/2026	25,000,000	75,521	2,201		77,722
Federal Agencies	3133EN6A3	FFCB 4.000 01/13/2026	30,000,000	100,000	645		100,645
Federal Agencies	3133EN6A3	FFCB 4.000 01/13/2026	20,000,000	66,667	498		67,164
Federal Agencies	3133EPKA2	FFCB 4.000 08/18/2025	26,500,000	88,333	609		88,942
Federal Agencies	3133EPKA2	FFCB 4.000 08/18/2025	30,000,000	100,000	689		100,689
Federal Agencies	3133EPKA2	FFCB 4.000 08/18/2025	25,000,000	83,333	678		84,011
Federal Agencies	3133EN5E6	FFCB 4.000 12/29/2025	15,000,000	50,000	1,281		51,281
Federal Agencies	3133EN5E6	FFCB 4.000 12/29/2025	25,000,000	83,333	2,157		85,490
Federal Agencies	3133EN5E6	FFCB 4.000 12/29/2025	20,000,000	66,667	1,708		68,375
Federal Agencies	3133EN2L3	FFCB 4.125 05/17/2027	21,000,000	72,188	245		72,433
Federal Agencies	3133EN2L3	FFCB 4.125 05/17/2027	5,000,000	17,188	65		17,253

Monthly Investment Earnings

Pooled Fund

<u>Type of Investment</u>	<u>CUSIP</u>	<u>Issuer Name</u>	<u>Par Value</u>	<u>Accrued Interest Earned</u>	<u>(Amortization) / Accretion</u>	<u>Realized Gain/(Loss)</u>	<u>Total Earnings</u>
Federal Agencies	3133EN2L3	FFCB 4.125 05/17/2027	4,650,000	15,984	61		16,045
Federal Agencies	3133EN2L3	FFCB 4.125 05/17/2027	25,000,000	85,938	326		86,263
Federal Agencies	3133EPMV4	FFCB 4.125 06/15/2027	28,940,000	99,481	596		100,077
Federal Agencies	3133EPBM6	FFCB 4.125 08/23/2027	10,000,000	34,375	491		34,866
Federal Agencies	3133EPAG0	FFCB 4.250 02/10/2025	29,875,000	105,807	6,740		112,547
Federal Agencies	3133EPAG0	FFCB 4.250 02/10/2025	10,000,000	35,417	2,239		37,656
Federal Agencies	3133EN4B3	FFCB 4.250 06/13/2025	15,000,000	53,125	394		53,519
Federal Agencies	3133EN4B3	FFCB 4.250 06/13/2025	15,000,000	53,125	346		53,471
Federal Agencies	3133EN4B3	FFCB 4.250 06/13/2025	15,000,000	53,125	372		53,497
Federal Agencies	3133EPMU6	FFCB 4.250 06/15/2026	30,000,000	106,250	1,375		107,625
Federal Agencies	3133EPMU6	FFCB 4.250 06/15/2026	20,000,000	70,833	871		71,705
Federal Agencies	3133EPMU6	FFCB 4.250 06/15/2026	24,700,000	87,479	1,691		89,170
Federal Agencies	3133EPSK2	FFCB 4.250 08/07/2028	19,500,000	55,250	1,201		56,451
Federal Agencies	3133ENP79	FFCB 4.250 09/26/2024	50,000,000	177,083	170		177,253
Federal Agencies	3133EN4N7	FFCB 4.250 12/20/2024	25,000,000	88,542	1,930		90,471
Federal Agencies	3133EN4N7	FFCB 4.250 12/20/2024	10,000,000	35,417	725		36,142
Federal Agencies	3133EN4N7	FFCB 4.250 12/20/2024	25,000,000	88,542	1,930		90,471
Federal Agencies	3133EPBJ3	FFCB 4.375 02/23/2026	50,000,000	182,292	2,319		184,611
Federal Agencies	3133EPBJ3	FFCB 4.375 02/23/2026	25,000,000	91,146	1,315		92,461
Federal Agencies	3133EPBJ3	FFCB 4.375 02/23/2026	28,000,000	102,083	1,299		103,382
Federal Agencies	3133EPNG6	FFCB 4.375 06/23/2026	50,000,000	182,292	750		183,041
Federal Agencies	3133EPNG6	FFCB 4.375 06/23/2026	25,000,000	91,146	375		91,521
Federal Agencies	3133EPNG6	FFCB 4.375 06/23/2026	25,000,000	91,146	375		91,521
Federal Agencies	3133EPSW6	FFCB 4.500 08/14/2026	50,000,000	106,250	1,889		108,139
Federal Agencies	3133EPUN3	FFCB 4.500 08/28/2028	10,000,000	3,750	46		3,796
Federal Agencies	3133EPUN3	FFCB 4.500 08/28/2028	25,000,000	9,375	124		9,499
Federal Agencies	3133EPUN3	FFCB 4.500 08/28/2028	15,000,000	5,625	81		5,706
Federal Agencies	3133EPUN3	FFCB 4.500 08/28/2028	33,000,000	12,375	208		12,583
Federal Agencies	3133EPHD0	FFCB 4.875 10/28/2024	20,000,000	75,000	1,784		76,784
Federal Agencies	3133EPHD0	FFCB 4.500 10/28/2024	25,000,000	93,750	2,315		96,065
Federal Agencies	3133ENZ94	FFCB 4.500 11/18/2024	25,000,000	93,750	1,124		94,874
Federal Agencies	3133EPDL6	FFCB 4.850 10/01/2025	50,000,000	202,083			202,083
Federal Agencies	3133ENZ37	FFCB 4.875 01/10/2025	20,000,000	81,250	47		81,297
Federal Agencies	3133ENZ37	FFCB 4.875 01/10/2025	10,000,000	40,625	23		40,648
Federal Agencies	3133ENZ37	FFCB 4.875 01/10/2025	20,000,000	81,250	16		81,266
Federal Agencies	3133EPBF1	FFCB 4.875 08/21/2024	10,000,000	40,625	244		40,869
Federal Agencies	3133EPBF1	FFCB 4.875 08/21/2024	25,000,000	101,563	567		102,129
Federal Agencies	3133EPBF1	FFCB 4.875 08/21/2024	20,000,000	81,250	453		81,703
Federal Agencies	313384ST7	FHDN 0.000 02/06/2024	10,650,000		44,020		44,020
Federal Agencies	313384KF5	FHDN 0.000 08/10/2023			90,375		90,375
Federal Agencies	313384KP3	FHDN 0.000 08/18/2023			35,488		35,488
Federal Agencies	313384KU2	FHDN 0.000 08/23/2023			31,778		31,778
Federal Agencies	313384LJ6	FHDN 0.000 09/06/2023	50,000,000		198,917		198,917
Federal Agencies	313384LR8	FHDN 0.000 09/13/2023	25,000,000		111,944		111,944
Federal Agencies	313384LY3	FHDN 0.000 09/20/2023	50,000,000		210,111		210,111
Federal Agencies	313384MD8	FHDN 0.000 09/25/2023	25,000,000		105,594		105,594
Federal Agencies	313384MD8	FHDN 0.000 09/25/2023	25,000,000		105,594		105,594
Federal Agencies	313384MH9	FHDN 0.000 09/29/2023	25,000,000		105,486		105,486
Federal Agencies	313384MH9	FHDN 0.000 09/29/2023	25,000,000		105,486		105,486

Monthly Investment Earnings

Pooled Fund

<u>Type of Investment</u>	<u>CUSIP</u>	<u>Issuer Name</u>	<u>Par Value</u>	<u>Accrued Interest Earned</u>	<u>(Amortization) / Accretion</u>	<u>Realized Gain/(Loss)</u>	<u>Total Earnings</u>
Federal Agencies	313384MQ9	FHDN 0.000 10/06/2023	30,000,000			126,583	126,583
Federal Agencies	313384MQ9	FHDN 0.000 10/06/2023	36,000,000			151,900	151,900
Federal Agencies	313384MV8	FHDN 0.000 10/11/2023	60,000,000			248,000	248,000
Federal Agencies	313384MV8	FHDN 0.000 10/11/2023	40,000,000			165,333	165,333
Federal Agencies	313384MV8	FHDN 0.000 10/11/2023	25,000,000			105,917	105,917
Federal Agencies	313384MV8	FHDN 0.000 10/11/2023	25,000,000			105,917	105,917
Federal Agencies	313384NE5	FHDN 0.000 10/20/2023	35,000,000			147,681	147,681
Federal Agencies	313384NE5	FHDN 0.000 10/20/2023	54,113,000			228,327	228,327
Federal Agencies	313384NE5	FHDN 0.000 10/20/2023	40,613,000			183,605	183,605
Federal Agencies	313384NK1	FHDN 0.000 10/25/2023	43,944,000			194,312	194,312
Federal Agencies	313384NX3	FHDN 0.000 11/06/2023	50,000,000			221,090	221,090
Federal Agencies	3130AJXD6	FHLB 0.125 09/08/2023	20,975,000	2,185		8,259	10,444
Federal Agencies	3130AN4A5	FHLB 0.700 06/30/2025	17,680,000	10,313	(1,169)		9,145
Federal Agencies	3130ANNM8	FHLB 1.050 07/13/2026	25,000,000	21,875			21,875
Federal Agencies	3130ANNM8	FHLB 1.050 07/13/2026	25,000,000	21,875			21,875
Federal Agencies	3130ANNM8	FHLB 1.050 07/13/2026	25,000,000	21,875			21,875
Federal Agencies	3130ANNM8	FHLB 1.050 07/13/2026	25,000,000	21,875			21,875
Federal Agencies	3130ANTG5	FHLB 1.050 08/10/2026	25,000,000	21,875			21,875
Federal Agencies	3130ANTG5	FHLB 1.050 08/10/2026	25,000,000	21,875			21,875
Federal Agencies	3130ANTG5	FHLB 1.050 08/10/2026	25,000,000	21,875			21,875
Federal Agencies	3130ANTG5	FHLB 1.050 08/10/2026	25,000,000	21,875			21,875
Federal Agencies	3130ANMP2	FHLB 1.070 07/27/2026	25,000,000	22,292			22,292
Federal Agencies	3130ANMP2	FHLB 1.070 07/27/2026	25,000,000	22,292			22,292
Federal Agencies	3130ANMP2	FHLB 1.070 07/27/2026	25,000,000	22,292			22,292
Federal Agencies	3130ANMP2	FHLB 1.070 07/27/2026	25,000,000	22,292			22,292
Federal Agencies	3130AP6T7	FHLB 1.075 09/03/2026	25,000,000	22,396			22,396
Federal Agencies	3130AP6T7	FHLB 1.075 09/03/2026	25,000,000	22,396			22,396
Federal Agencies	3130AP6T7	FHLB 1.075 09/03/2026	25,000,000	22,396			22,396
Federal Agencies	3130AP6T7	FHLB 1.075 09/03/2026	25,000,000	22,396			22,396
Federal Agencies	3130APPR0	FHLB 1.430 10/19/2026	25,000,000	29,792			29,792
Federal Agencies	3130APPR0	FHLB 1.430 10/19/2026	25,000,000	29,792			29,792
Federal Agencies	3130APPR0	FHLB 1.430 10/19/2026	25,000,000	29,792			29,792
Federal Agencies	3130APPR0	FHLB 1.430 10/19/2026	25,000,000	29,792			29,792
Federal Agencies	3130AQ7L1	FHLB 1.605 11/16/2026	25,000,000	33,438			33,438
Federal Agencies	3130AQ7L1	FHLB 1.605 11/16/2026	25,000,000	33,438			33,438
Federal Agencies	3130AQ7L1	FHLB 1.605 11/16/2026	25,000,000	33,438			33,438
Federal Agencies	3130AQ7L1	FHLB 1.605 11/16/2026	25,000,000	33,438			33,438
Federal Agencies	3130AQJ95	FHLB 1.645 12/14/2026	25,000,000	34,271			34,271
Federal Agencies	3130AQJ95	FHLB 1.645 12/14/2026	25,000,000	34,271			34,271
Federal Agencies	3130AQJ95	FHLB 1.645 12/14/2026	25,000,000	34,271			34,271
Federal Agencies	3130AQJ95	FHLB 1.645 12/14/2026	25,000,000	34,271			34,271
Federal Agencies	3130A8ZQ9	FHLB 1.750 09/12/2025	10,295,000	15,014	(6,163)		8,850
Federal Agencies	3130ARHG9	FHLB 2.125 02/28/2024	25,000,000	44,271	1,253		45,524
Federal Agencies	3130ARHG9	FHLB 2.125 02/28/2024	11,000,000	19,479	551		20,031
Federal Agencies	3130A3VC5	FHLB 2.250 12/08/2023	30,000,000	56,250	(38,452)		17,798
Federal Agencies	3130A3VC5	FHLB 2.250 12/08/2023	10,000,000	18,750	(12,817)		5,933
Federal Agencies	3130ARB59	FHLB 2.350 03/08/2027	25,000,000	48,958			48,958
Federal Agencies	3130ARB59	FHLB 2.350 03/08/2027	25,000,000	48,958			48,958
Federal Agencies	3130ARB59	FHLB 2.350 03/08/2027	25,000,000	48,958			48,958

Monthly Investment Earnings

Pooled Fund

<u>Type of Investment</u>	<u>CUSIP</u>	<u>Issuer Name</u>	<u>Par Value</u>	<u>Accrued Interest Earned</u>	<u>(Amortization) / Accretion</u>	<u>Realized Gain/(Loss)</u>	<u>Total Earnings</u>
Federal Agencies	3130ARB59	FHLB 2.350 03/08/2027	25,000,000	48,958			48,958
Federal Agencies	3130AFW94	FHLB 2.500 02/13/2024	39,010,000	81,271	(61,729)		19,542
Federal Agencies	3130A1XJ2	FHLB 2.875 06/14/2024	25,500,000	61,094	(2,131)		58,962
Federal Agencies	3130A1XJ2	FHLB 2.875 06/14/2024	50,000,000	119,792	(8,321)		111,471
Federal Agencies	3130A1XJ2	FHLB 2.875 06/14/2024	17,980,000	43,077	(2,610)		40,467
Federal Agencies	3130A1XJ2	FHLB 2.875 06/14/2024	15,955,000	38,226	(2,186)		36,040
Federal Agencies	3130ASME6	FHLB 3.000 07/08/2024	15,000,000	37,500	1,234		38,734
Federal Agencies	3130ASME6	FHLB 3.000 07/08/2024	17,500,000	43,750	1,440		45,190
Federal Agencies	3130ASME6	FHLB 3.000 07/08/2024	10,000,000	25,000	823		25,823
Federal Agencies	3130ASHK8	FHLB 3.125 06/14/2024	28,000,000	72,917	4,271		77,188
Federal Agencies	3130ASHK8	FHLB 3.125 06/14/2024	28,210,000	73,464	4,253		77,716
Federal Agencies	3130ASG86	FHLB 3.375 06/13/2025	12,700,000	35,719	(3,146)		32,573
Federal Agencies	3130ASG86	FHLB 3.375 06/13/2025	11,940,000	33,581	(1,787)		31,794
Federal Agencies	313383YJ4	FHLB 3.375 09/08/2023	25,000,000	70,313	(5,452)		64,861
Federal Agencies	313383YJ4	FHLB 3.375 09/08/2023	25,000,000	70,313	(5,319)		64,994
Federal Agencies	313383YJ4	FHLB 3.375 09/08/2023	40,000,000	112,500	(7,769)		104,731
Federal Agencies	3130ASGU7	FHLB 3.500 06/11/2027	12,375,000	36,094	(3,083)		33,011
Federal Agencies	3130ASGU7	FHLB 3.500 06/11/2027	10,000,000	29,167	(2,453)		26,713
Federal Agencies	3130ASGU7	FHLB 3.500 06/11/2027	21,725,000	63,365	(5,058)		58,307
Federal Agencies	3130AVWS7	FHLB 3.750 06/12/2026	17,045,000	53,266	1,470		54,735
Federal Agencies	3130AVWS7	FHLB 3.750 06/12/2026	20,000,000	62,500	1,680		64,180
Federal Agencies	3130AWAH3	FHLB 4.000 06/12/2026	15,000,000	50,000	2,819		52,819
Federal Agencies	3130AWAH3	FHLB 4.000 06/12/2026	10,000,000	33,333	1,840		35,173
Federal Agencies	3130AUTC8	FHLB 4.010 02/06/2026	21,100,000	70,509	3,250		73,759
Federal Agencies	3130ATST5	FHLB 4.375 06/13/2025	10,000,000	36,458	(2,627)		33,831
Federal Agencies	3130ATST5	FHLB 4.375 06/13/2025	9,915,000	36,148	(2,461)		33,688
Federal Agencies	3130ATST5	FHLB 4.375 06/13/2025	25,500,000	92,969	(5,046)		87,922
Federal Agencies	3130ATST5	FHLB 4.375 06/13/2025	3,000,000	10,938	(497)		10,440
Federal Agencies	3130ATST5	FHLB 4.375 06/13/2025	10,000,000	36,458	(1,461)		34,998
Federal Agencies	3130ATST5	FHLB 4.375 06/13/2025	24,000,000	87,500	(3,249)		84,251
Federal Agencies	3130AUVZ4	FHLB 4.500 02/13/2025	50,000,000	187,500	3,329		190,829
Federal Agencies	3130ATT31	FHLB 4.500 10/03/2024	50,000,000	187,500	6,160		193,660
Federal Agencies	3130AWER7	FHLB 4.625 06/06/2025	25,000,000	96,354	887		97,241
Federal Agencies	3130AWER7	FHLB 4.625 06/06/2025	15,000,000	57,813	532		58,345
Federal Agencies	3130AWER7	FHLB 4.625 06/06/2025	52,000,000	200,417	1,845		202,262
Federal Agencies	3130AWER7	FHLB 4.625 06/06/2025	10,000,000	38,542	355		38,897
Federal Agencies	3130ATUQ8	FHLB 4.750 03/08/2024	10,000,000	39,583	(861)		38,723
Federal Agencies	3130ATUQ8	FHLB 4.750 03/08/2024	20,000,000	79,167	(52)		79,115
Federal Agencies	3130ATUQ8	FHLB 4.750 03/08/2024	30,000,000	118,750	(117)		118,633
Federal Agencies	3130ATUQ8	FHLB 4.750 03/08/2024	30,000,000	118,750	1,468		120,218
Federal Agencies	3130ATUQ8	FHLB 4.750 03/08/2024	25,000,000	98,958	1,224		100,182
Federal Agencies	3130AWLZ1	FHLB 4.750 06/12/2026	50,000,000	197,917	4,180		202,096
Federal Agencies	3130AU4V3	FHLB 4.800 01/08/2024	11,000,000	44,000	86		44,086
Federal Agencies	3130AU4V3	FHLB 4.800 01/08/2024	25,000,000	100,000	979		100,979
Federal Agencies	3130ATVD6	FHLB 4.875 09/13/2024	50,000,000	203,125	(2,856)		200,269
Federal Agencies	3130AV7L0	FHLB 5.000 02/28/2025	25,000,000	104,167	1,405		105,572
Federal Agencies	3130AV7L0	FHLB 5.000 02/28/2025	35,000,000	145,833	1,967		147,801
Federal Agencies	3130AUYG3	FHLB 5.100 02/16/2024	25,000,000	106,250	297		106,547
Federal Agencies	3130AWLY4	FHLB 5.125 06/13/2025	48,150,000	205,641	(4,138)		201,503

Monthly Investment Earnings Pooled Fund

<u>Type of Investment</u>	<u>CUSIP</u>	<u>Issuer Name</u>	<u>Par Value</u>	<u>Accrued Interest Earned</u>	<u>(Amortization) / Accretion</u>	<u>Realized Gain/(Loss)</u>	<u>Total Earnings</u>
Federal Agencies	3130AWLY4	FHLB 5.125 06/13/2025	10,800,000	46,125	(811)		45,314
Federal Agencies	3130AWFH8	FHLB 5.510 07/12/2024	50,000,000	229,583			229,583
Federal Agencies	3137EAEV7	FHLMC 0.250 08/24/2023		6,513	8,569		15,082
Federal Agencies	3137EAEX3	FHLMC 0.375 09/23/2025	22,600,000	7,063	5,676		12,738
Federal Agencies	3137EAEP0	FHLMC 1.500 02/12/2025	15,000,000	18,750	196		18,946
Federal Agencies	3137EAEP0	FHLMC 1.500 02/12/2025	5,000,000	6,250	65		6,315
Federal Agencies	3137EAEP0	FHLMC 1.500 02/12/2025	5,000,000	6,250	65		6,315
Federal Agencies	3137EAEP0	FHLMC 1.500 02/12/2025	5,000,000	6,250	65		6,315
Federal Agencies	3137EAEP0	FHLMC 1.500 02/12/2025	50,000,000	62,500	654		63,154
Federal Agencies	3137EAEP0	FHLMC 1.500 02/12/2025	53,532,000	66,915	(42,685)		24,230
Federal Agencies	3134GYRY0	FHLMC 5.290 11/02/2026	25,000,000	110,208			110,208
Federal Agencies	3134GYRY0	FHLMC 5.290 11/02/2026	25,000,000	110,208			110,208
Federal Agencies	3134GYRY0	FHLMC 5.290 11/02/2026	25,000,000	110,208			110,208
Federal Agencies	3134GYRY0	FHLMC 5.290 11/02/2026	25,000,000	110,208			110,208
Federal Agencies	3134GYUV2	FHLMC 5.940 06/29/2027	50,000,000	247,500			247,500
Federal Agencies	3134GYUV2	FHLMC 5.940 06/29/2027	25,000,000	123,750			123,750
Federal Agencies	3134GYUV2	FHLMC 5.940 06/29/2027	25,000,000	123,750			123,750
Federal Agencies	3134GYYG1	FHLMC 6.000 08/16/2027	25,000,000	62,500			62,500
Federal Agencies	3134GYYG1	FHLMC 6.000 08/16/2027	25,000,000	62,500			62,500
Federal Agencies	3135G05X7	FNMA 0.375 08/25/2025	72,500,000	22,656	12,045		34,701
Federal Agencies	3135G05X7	FNMA 0.375 08/25/2025	25,000,000	7,813	5,987		13,799
Federal Agencies	3135G04Z3	FNMA 0.500 06/17/2025	10,000,000	4,167	5,068		9,235
Federal Agencies	3135G04Z3	FNMA 0.500 06/17/2025	4,655,000	1,940	2,369		4,309
Federal Agencies	3135G03U5	FNMA 0.625 04/22/2025	50,000,000	26,042	(2,426)		23,616
Federal Agencies	3135G03U5	FNMA 0.625 04/22/2025	37,938,000	19,759	14,359		34,119
Federal Agencies	3135G03U5	FNMA 0.625 04/22/2025	50,000,000	26,042	19,039		45,081
Federal Agencies	3135G0X24	FNMA 1.625 01/07/2025	39,060,000	52,894	(35,924)		16,969
Federal Agencies	3135G0U43	FNMA 2.875 09/12/2023	29,648,000	71,032	(55,303)		15,729
Federal Agencies	3135GAFY2	FNMA 5.320 10/03/2024	50,000,000	221,667			221,667
Federal Agencies	3135GAFY2	FNMA 5.320 10/03/2024	25,000,000	110,833			110,833
Federal Agencies	3135GAFY2	FNMA 5.320 10/03/2024	25,000,000	110,833			110,833
Federal Agencies	3135GAG39	FNMA 5.375 12/30/2024	25,000,000	111,979			111,979
Federal Agencies	3135GAG39	FNMA 5.375 12/30/2024	25,000,000	111,979			111,979
Federal Agencies	3135GAG39	FNMA 5.375 12/30/2024	25,000,000	111,979			111,979
Federal Agencies	3135GAG39	FNMA 5.375 12/30/2024	25,000,000	111,979			111,979
Subtotals			\$ 7,088,706,000	\$ 14,197,887	\$ 2,965,225	\$ -	\$ 17,163,112
Public Time Deposits	PPG62B630	BKSANF 5.460 12/04/2023	\$ 10,000,000	\$ 47,017		\$	47,017
Public Time Deposits	PPG24NBE1	BKSANF 5.540 01/08/2024	10,000,000	47,706			47,706
Public Time Deposits	PPG42YDZ6	BRIDGE 5.370 12/18/2023	10,000,000	45,608			45,608
Public Time Deposits	PPG250Y96	BRIDGE 5.490 01/16/2024	10,000,000	46,627			46,627
Subtotals			\$ 40,000,000	\$ 186,958	\$ -	\$ -	\$ 186,958

Monthly Investment Earnings

Pooled Fund

Type of Investment	CUSIP	Issuer Name	Par Value	Accrued Interest Earned	(Amortization) / Accretion	Realized Gain/(Loss)	Total Earnings
Negotiable CDs	06367CXR3	BMOCHG 4.230 08/28/2023		\$ 158,625			\$ 158,625
Negotiable CDs	78015JFJ1	RY 4.750 09/20/2023	50,000,000	204,514			204,514
Negotiable CDs	06367CXX0	BMOCHG 4.820 09/25/2023	50,000,000	207,528			207,528
Negotiable CDs	78015JH67	RY 4.760 09/25/2023	50,000,000	204,944			204,944
Negotiable CDs	78015JHJ9	RY 4.810 09/22/2023	50,000,000	207,097			207,097
Negotiable CDs	06367CY27	BMOCHG 4.800 09/22/2023	50,000,000	206,667			206,667
Negotiable CDs	06367CYA9	BMOCHG 4.970 10/06/2023	50,000,000	213,986			213,986
Negotiable CDs	89115BC73	TDNY 5.570 10/23/2023	50,000,000	239,819			239,819
Negotiable CDs	78015JMJ3	RY 5.460 10/23/2023	50,000,000	235,083			235,083
Negotiable CDs	89115BJX9	TDNY 5.510 11/20/2023	50,000,000	237,236			237,236
Negotiable CDs	06417MN84	BNSHOU 5.500 11/21/2023	50,000,000	236,806			236,806
Negotiable CDs	78015JPE1	RY 5.370 12/18/2023	50,000,000	231,208			231,208
Negotiable CDs	78015JRE9	RY 5.430 12/29/2023	100,000,000	467,583			467,583
Negotiable CDs	89115BPB0	TDNY 5.430 01/03/2024	50,000,000	233,792			233,792
Negotiable CDs	89115BPF1	TDNY 5.430 01/05/2024	50,000,000	233,792			233,792
Negotiable CDs	13606KRZ1	CIBCNY 5.320 11/06/2023	50,000,000	229,056			229,056
Negotiable CDs	06367D3V5	BMOCHG 5.240 01/12/2024	70,000,000	315,856			315,856
Negotiable CDs	89115BQB9	TDNY 5.240 01/17/2024	50,000,000	225,611			225,611
Negotiable CDs	89115BST8	TDNY 5.210 01/29/2024	100,000,000	448,639			448,639
Negotiable CDs	65602Y7E4	NORNY 5.050 08/16/2023		105,208			105,208
Negotiable CDs	06417MT47	BNSHOU 5.430 02/09/2024	50,000,000	233,792			233,792
Negotiable CDs	06367D4E2	BMOCHG 5.420 10/24/2023	100,000,000	466,722			466,722
Negotiable CDs	89115BWK2	TDNY 5.580 02/22/2024	50,000,000	240,250			240,250
Negotiable CDs	89115BXF2	TDNY 5.600 03/06/2024	50,000,000	241,111			241,111
Negotiable CDs	89115BY79	TDNY 5.750 01/29/2024	50,000,000	247,569			247,569
Negotiable CDs	06367DAU9	BMOCHG 5.870 06/21/2024	100,000,000	505,472			505,472
Negotiable CDs	89115BNG1	TDNY 5.850 06/05/2024	50,000,000	251,875			251,875
Negotiable CDs	78015JXW2	RY 5.890 06/28/2024	50,000,000	253,597			253,597
Negotiable CDs	06367DAX3	BMOCHG 6.000 07/01/2024	100,000,000	516,667			516,667
Negotiable CDs	89115BRG7	TDNY 6.050 07/01/2024	50,000,000	260,486			260,486
Negotiable CDs	89115BS84	TDNY 5.910 07/01/2024	50,000,000	254,458			254,458
Negotiable CDs	06367DBJ3	BMOCHG 5.890 06/07/2024	50,000,000	253,597			253,597
Negotiable CDs	06367DBR5	BMOCHG 5.930 07/01/2024	50,000,000	255,319			255,319
Negotiable CDs	89115BSQ4	TDNY 5.930 07/01/2024	50,000,000	255,319			255,319
Negotiable CDs	06367DBW4	BMOCHG 5.970 07/29/2024	50,000,000	257,042			257,042
Negotiable CDs	13606KZN9	CIBCNY 5.920 07/29/2024	60,000,000	296,000			296,000
Negotiable CDs	89115BV80	TDNY 5.900 07/03/2024	50,000,000	245,833			245,833
Negotiable CDs	13606KZR0	CIBCNY 5.890 07/01/2024	50,000,000	204,514			204,514
Negotiable CDs	06367DCF0	BMOCHI 6.010 08/14/2024	50,000,000	33,389			33,389
Subtotals			\$ 2,130,000,000	\$ 10,116,064	\$ -	\$ -	\$ 10,116,064

Monthly Investment Earnings Pooled Fund

Type of Investment	CUSIP	Issuer Name	Par Value	Accrued Interest Earned	(Amortization) / Accretion	Realized Gain/(Loss)	Total Earnings
Commercial Paper	03785EW59	APPINC 0.000 09/05/2023	\$ 11,000,000		\$ 16,072		\$ 16,072
Commercial Paper	62479MV26	MUFGBK 0.000 08/02/2023			6,903		6,903
Commercial Paper	62479MV75	MUFGBK 0.000 08/07/2023			41,417		41,417
Commercial Paper	62479MVE0	MUFGBK 0.000 08/14/2023			88,833		88,833
Commercial Paper	62479MVU4	MUFGBK 0.000 08/28/2023			186,750		186,750
Commercial Paper	89233GE36	TOYCC 0.000 05/03/2024	60,000,000		224,000		224,000
Commercial Paper	89233GE69	TOYCC 0.000 05/06/2024	50,000,000		132,222		132,222
Commercial Paper	89233HVB7	TOYCC 0.000 08/11/2023			69,444		69,444
Commercial Paper	89233HVW1	TOYCC 0.000 08/30/2023			201,792		201,792
Commercial Paper	89233HY65	TOYCC 0.000 11/06/2023	50,000,000		235,944		235,944
Commercial Paper	89233HY81	TOYCC 0.000 11/08/2023	50,000,000		229,583		229,583
Subtotals			\$ 221,000,000	\$ -	\$ 1,432,961	\$ -	\$ 1,432,961
Money Market Funds	09248U718	BlackRock Liquidity Funds T-Fund	\$ 20,639,985	\$ 91,472			\$ 91,472
Money Market Funds	31607A703	Fidelity Govt Portfolio	538,038,800	3,003,107			3,003,107
Money Market Funds	608919718	Federated Hermes Govt Obligations Fund	11,969,130	52,876			52,876
Money Market Funds	262006208	Dreyfus Government Cash Management	14,960,809	65,798			65,798
Money Market Funds	85749T517	State Street Institutional U.S. Govt MMF	546,167,400	1,465,823			1,465,823
Money Market Funds	61747C319	Morgan Stanley Institutional Liquidity Fund	556,939,908	2,772,871			2,772,871
Subtotals			\$ 1,688,716,031	\$ 7,451,946	\$ -	\$ -	\$ 7,451,946
Supranationals	4581X0CM8	IADB 2.125 01/15/2025	\$ 100,000,000	\$ 177,083	\$ (129,379)		\$ 47,704
Supranationals	459058JB0	IBRD 0.626 04/22/2025	40,000,000	20,867	(1,947)		18,919
Supranationals	45818WDG8	IADB 0.820 02/27/2026	19,500,000	13,325	(1,071)		12,254
Supranationals	45950VQG4	IFC 0.440 09/23/2024	10,000,000	3,667	2,362		6,029
Supranationals	4581X0DN5	IADB 0.625 07/15/2025	28,900,000	15,052	8,734		23,786
Supranationals	459056HV2	IBRD 1.500 08/28/2024	50,000,000	62,500	(29,623)		32,877
Supranationals	4581X0DZ8	IADB 0.500 09/23/2024	50,000,000	20,833	11,897		32,730
Supranationals	4581X0CC0	IADB 3.000 10/04/2023	25,756,000	64,390	(50,964)		13,426
Supranationals	45906M3B5	IBRD 1.980 06/14/2024	100,000,000	165,000			165,000
Supranationals	4581X0EE4	IADB 3.250 07/01/2024	80,000,000	216,667	339		217,006
Supranationals	45950VRU2	IFC 4.023 01/26/2026	100,000,000	335,250			335,250
Supranationals	45906M4C2	IBRD 5.750 06/15/2026	32,000,000	153,333			153,333
Subtotals			\$ 636,156,000	\$ 1,247,967	\$ (189,653)	\$ -	\$ 1,058,314
Grand Totals			\$15,329,578,031	\$ 35,847,501	\$ 4,466,678	\$ -	\$ 40,314,180

Investment Transactions

Pooled Fund

For month ended August 31, 2023

Accounting ID	Transaction Type	Cusip	Description	Price	Settlement Date	Posted Date	Par Value	Principal	Accrued Interest	Total
57710	Buy	06367DBW4	BMOCHG 5.970 07/29/2024	\$ 100.00	8/1/23	8/1/23	\$ 50,000,000	\$ 50,000,000	\$ -	\$ 50,000,000
57711	Buy	89233HY81	TOYCC 0.000 11/08/2023	98.50	8/2/23	8/2/23	50,000,000	49,250,028	-	49,250,028
57713	Buy	13606KZN9	CIBCNY 5.920 07/29/2024	100.00	8/2/23	8/2/23	60,000,000	60,000,000	-	60,000,000
57714	Buy	89115BV80	TDNY 5.900 07/03/2024	100.00	8/2/23	8/2/23	50,000,000	50,000,000	-	50,000,000
57712	Buy	3133EPSK2	FFCB 4.250 08/07/2028	99.55	8/7/23	8/7/23	19,500,000	19,412,250	-	19,412,250
57715	Buy	13606KZR0	CIBCNY 5.890 07/01/2024	100.00	8/7/23	8/7/23	50,000,000	50,000,000	-	50,000,000
57716	Buy	89233GE36	TOYCC 0.000 05/03/2024	95.82	8/8/23	8/8/23	60,000,000	57,489,333	-	57,489,333
57717	Buy	3133EPSW6	FFCB 4.500 08/14/2026	99.77	8/14/23	8/14/23	50,000,000	49,885,000	-	49,885,000
57718	Buy	89233GE69	TOYCC 0.000 05/06/2024	95.88	8/15/23	8/15/23	50,000,000	47,938,889	-	47,938,889
57719	Buy	3134GYG1	FHLMC 6.000 08/16/2027	100.00	8/16/23	8/16/23	25,000,000	25,000,000	-	25,000,000
57720	Buy	3134GYG1	FHLMC 6.000 08/16/2027	100.00	8/16/23	8/16/23	25,000,000	25,000,000	-	25,000,000
57721	Buy	03785EW59	APPINC 0.000 09/05/2023	99.80	8/22/23	8/22/23	11,000,000	10,977,499	-	10,977,499
57729	Buy	3133EPUN3	FFCB 4.500 08/28/2028	99.79	8/28/23	8/28/23	10,000,000	9,979,100	-	9,979,100
57730	Buy	3133EPUN3	FFCB 4.500 08/28/2028	99.77	8/28/23	8/28/23	25,000,000	24,943,500	-	24,943,500
57731	Buy	3133EPUN3	FFCB 4.500 08/28/2028	99.75	8/28/23	8/28/23	15,000,000	14,962,800	-	14,962,800
57732	Buy	3133EPUN3	FFCB 4.500 08/28/2028	99.71	8/28/23	8/28/23	33,000,000	32,904,960	-	32,904,960
57733	Buy	06367DCF0	BMOCHI 6.010 08/14/2024	100.00	8/28/23	8/28/23	50,000,000	50,000,000	-	50,000,000
Activity Total				\$ 99.09			\$ 633,500,000	\$ -	\$ -	\$ 627,743,359
57579	Maturity	62479MV26	MUFGBK 0.000 08/02/2023	\$ 100.00	8/2/23	8/2/23	\$ 50,000,000	\$ 50,000,000	\$ -	\$ 50,000,000
57580	Maturity	62479MV75	MUFGBK 0.000 08/07/2023	100.00	8/7/23	8/7/23	50,000,000	50,000,000	-	50,000,000
57617	Maturity	313384KF5	FHDN 0.000 08/10/2023	100.00	8/10/23	8/10/23	75,000,000	75,000,000	-	75,000,000
47108	Maturity	3133EM2E1	FFCB 0.160 08/10/2023	100.00	8/10/23	8/10/23	50,000,000	50,000,000	-	50,000,000
57588	Maturity	89233HVB7	TOYCC 0.000 08/11/2023	100.00	8/11/23	8/11/23	50,000,000	50,000,000	-	50,000,000
57577	Maturity	62479MVE0	MUFGBK 0.000 08/14/2023	100.00	8/14/23	8/14/23	50,000,000	50,000,000	-	50,000,000
57584	Maturity	65602Y7E4	NORNY 5.050 08/16/2023	100.00	8/16/23	8/16/23	50,000,000	50,000,000	-	50,000,000
57667	Maturity	313384KP3	FHDN 0.000 08/18/2023	100.00	8/18/23	8/18/23	15,000,000	15,000,000	-	15,000,000
57669	Maturity	313384KU2	FHDN 0.000 08/23/2023	100.00	8/23/23	8/23/23	10,000,000	10,000,000	-	10,000,000
47227	Maturity	3137EAEV7	FHLMC 0.250 08/24/2023	100.00	8/24/23	8/24/23	40,776,000	40,776,000	-	40,776,000
47459	Maturity	06367CXR3	BMOCHG 4.230 08/28/2023	100.00	8/28/23	8/28/23	50,000,000	50,000,000	-	50,000,000
57574	Maturity	62479MVU4	MUFGBK 0.000 08/28/2023	100.00	8/28/23	8/28/23	50,000,000	50,000,000	-	50,000,000
57586	Maturity	89233HVW1	TOYCC 0.000 08/30/2023	100.00	8/30/23	8/30/23	50,000,000	50,000,000	-	50,000,000
Activity Total				\$ 100.00			\$ 590,776,000	\$ -	\$ -	\$ 590,776,000

Interest Received

Pooled Fund

For month ended August 31, 2023

<u>Accounting ID</u>	<u>Transaction Type</u>	<u>Cusip</u>	<u>Description</u>	<u>Date Posted</u>	<u>Interest Received</u>	<u>Purchased Interest Adjustment</u>	<u>Net Interest</u>
57583	Interest Income	3130AUTC8	FHLB 4.010 02/06/2026	8/7/2023	\$ 420,705	\$ 4,701	\$ 416,004
57581	Interest Income	3133EPAG0	FFCB 4.250 02/10/2025	8/10/2023	634,844		634,844
57582	Interest Income	3133EPAG0	FFCB 4.250 02/10/2025	8/10/2023	212,500		212,500
47108	Interest Income	3133EM2E1	FFCB 0.160 08/10/2023	8/10/2023	40,000		40,000
46426	Interest Income	3137EAEP0	FHLMC 1.500 02/12/2025	8/14/2023	375,000		375,000
46451	Interest Income	3133ELNE0	FFCB 1.430 02/14/2024	8/14/2023	146,539		146,539
57585	Interest Income	3130AUVZ4	FHLB 4.500 02/13/2025	8/14/2023	1,125,000		1,125,000
47022	Interest Income	3137EAEP0	FHLMC 1.500 02/12/2025	8/14/2023	401,490		401,490
47201	Interest Income	3130AFW94	FHLB 2.500 02/13/2024	8/14/2023	487,625		487,625
46422	Interest Income	3137EAEP0	FHLMC 1.500 02/12/2025	8/14/2023	112,500		112,500
46423	Interest Income	3137EAEP0	FHLMC 1.500 02/12/2025	8/14/2023	37,500		37,500
46424	Interest Income	3137EAEP0	FHLMC 1.500 02/12/2025	8/14/2023	37,500		37,500
46425	Interest Income	3137EAEP0	FHLMC 1.500 02/12/2025	8/14/2023	37,500		37,500
47145	Interest Income	91282CCT6	T 0.375 08/15/2024	8/15/2023	93,750		93,750
47347	Interest Income	912828B66	T 2.750 02/15/2024	8/15/2023	687,500		687,500
57584	Interest Income	65602Y7E4	NORNY 5.050 08/16/2023	8/16/2023	1,325,625		1,325,625
57593	Interest Income	3130AUYG3	FHLB 5.100 02/16/2024	8/16/2023	637,500		637,500
57660	Interest Income	3133EPJX4	FFCB 3.625 02/17/2026	8/17/2023	271,875		271,875
57661	Interest Income	3133EPJX4	FFCB 3.625 02/17/2026	8/17/2023	226,563		226,563
57662	Interest Income	3133EPKA2	FFCB 4.000 08/18/2025	8/18/2023	265,000		265,000
57663	Interest Income	3133EPKA2	FFCB 4.000 08/18/2025	8/18/2023	300,000		300,000
57664	Interest Income	3133EPKA2	FFCB 4.000 08/18/2025	8/18/2023	250,000		250,000
57589	Interest Income	3133EPBF1	FFCB 4.875 08/21/2024	8/21/2023	243,750		243,750
57590	Interest Income	3133EPBF1	FFCB 4.875 08/21/2024	8/21/2023	609,375		609,375
57591	Interest Income	3133EPBF1	FFCB 4.875 08/21/2024	8/21/2023	487,500		487,500
57594	Interest Income	3133EPBJ3	FFCB 4.375 02/23/2026	8/23/2023	1,093,750		1,093,750
57595	Interest Income	3133EPBJ3	FFCB 4.375 02/23/2026	8/23/2023	546,875		546,875
57596	Interest Income	3133EPBJ3	FFCB 4.375 02/23/2026	8/23/2023	612,500		612,500
57597	Interest Income	3133EPBM6	FFCB 4.125 08/23/2027	8/23/2023	206,250		206,250
47227	Interest Income	3137EAEV7	FHLMC 0.250 08/24/2023	8/24/2023	50,970		50,970
46937	Interest Income	3135G05X7	FNMA 0.375 08/25/2025	8/25/2023	135,938		135,938
46955	Interest Income	3135G05X7	FNMA 0.375 08/25/2025	8/25/2023	46,875		46,875
47433	Interest Income	3133ENJ35	FFCB 3.320 02/25/2026	8/25/2023	581,000		581,000
57602	Interest Income	3130AV7L0	FHLB 5.000 02/28/2025	8/28/2023	607,639		607,639
57603	Interest Income	3130AV7L0	FHLB 5.000 02/28/2025	8/28/2023	850,694		850,694
46934	Interest Income	3133EMRZ7	FFCB 0.250 02/26/2024	8/28/2023	6,250		6,250
46935	Interest Income	3133EMRZ7	FFCB 0.250 02/26/2024	8/28/2023	6,250		6,250
46936	Interest Income	3133EMRZ7	FFCB 0.250 02/26/2024	8/28/2023	125,000		125,000
47194	Interest Income	459056HV2	IBRD 1.500 08/28/2024	8/28/2023	375,000		375,000
47326	Interest Income	3130ARHG9	FHLB 2.125 02/28/2024	8/28/2023	265,625		265,625
47327	Interest Income	3130ARHG9	FHLB 2.125 02/28/2024	8/28/2023	116,875		116,875
47441	Interest Income	3133ENJ84	FFCB 3.375 08/26/2024	8/28/2023	843,750		843,750
47459	Interest Income	06367CXR3	BMOCHG 4.230 08/28/2023	8/28/2023	2,120,875		2,120,875
47144	Interest Income	45818WDG8	IADB 0.820 02/27/2026	8/29/2023	79,950		79,950
46977	Interest Income	912828ZC7	T 1.125 02/28/2025	8/31/2023	281,250		281,250
46994	Interest Income	912828ZC7	T 1.125 02/28/2025	8/31/2023	281,250		281,250
47166	Interest Income	91282CCW9	T 0.750 08/31/2026	8/31/2023	187,500		187,500

Interest Received Pooled Fund

<u>Accounting ID</u>	<u>Transaction Type</u>	<u>Cusip</u>	<u>Description</u>	<u>Date Posted</u>	<u>Interest Received</u>	<u>Purchased Interest Adjustment</u>	<u>Net Interest</u>	
Activity Total					\$	18,889,206	\$	18,884,505

Money Market Fund Activity

Pooled Fund

For month ended August 31, 2023

<u>Ticker</u>	<u>Description</u>	<u>Activity Date</u>	<u>Transaction Type</u>	<u>Transaction Amount</u>
TSTXX	BlackRock Liquidity Funds T-Fund	8/1/23	Interest Received	\$ 114,932
Activity Total				\$ 114,932
FRGXX	Fidelity Govt Portfolio	8/28/23	Withdrawal	\$ (95,000,000)
FRGXX	Fidelity Govt Portfolio	8/30/23	Withdrawal	(60,000,000)
FRGXX	Fidelity Govt Portfolio	8/31/23	Interest Received	3,003,107
Activity Total				\$ (151,996,893)
GOFXX	Federated Hermes Govt Obligations Fund	8/31/23	Interest Received	\$ 52,876
Activity Total				\$ 52,876
DGCXX	Dreyfus Government Cash Management	8/31/23	Interest Received	\$ 65,798
Activity Total				\$ 65,798
OPGXX	State Street Institutional U.S. Govt MMF	8/1/23	Withdrawal	\$ (80,000,000)
OPGXX	State Street Institutional U.S. Govt MMF	8/3/23	Withdrawal	(11,000,000)
OPGXX	State Street Institutional U.S. Govt MMF	8/4/23	Withdrawal	(27,000,000)
OPGXX	State Street Institutional U.S. Govt MMF	8/7/23	Withdrawal	(22,000,000)
OPGXX	State Street Institutional U.S. Govt MMF	8/8/23	Withdrawal	(62,000,000)
OPGXX	State Street Institutional U.S. Govt MMF	8/9/23	Deposit	10,000,000
OPGXX	State Street Institutional U.S. Govt MMF	8/10/23	Deposit	125,000,000
OPGXX	State Street Institutional U.S. Govt MMF	8/11/23	Deposit	38,000,000
OPGXX	State Street Institutional U.S. Govt MMF	8/15/23	Deposit	15,000,000
OPGXX	State Street Institutional U.S. Govt MMF	8/21/23	Deposit	19,000,000
OPGXX	State Street Institutional U.S. Govt MMF	8/22/23	Deposit	55,000,000
OPGXX	State Street Institutional U.S. Govt MMF	8/23/23	Deposit	17,000,000
OPGXX	State Street Institutional U.S. Govt MMF	8/24/23	Deposit	35,000,000
OPGXX	State Street Institutional U.S. Govt MMF	8/25/23	Deposit	44,000,000
OPGXX	State Street Institutional U.S. Govt MMF	8/29/23	Deposit	40,000,000
OPGXX	State Street Institutional U.S. Govt MMF	8/31/23	Deposit	22,000,000
OPGXX	State Street Institutional U.S. Govt MMF	8/31/23	Interest Received	1,465,823
Activity Total				\$ 219,465,823
IMPXX	Morgan Stanley Institutional Liquidity Fund	8/2/23	Withdrawal	\$ (140,000,000)
IMPXX	Morgan Stanley Institutional Liquidity Fund	8/14/23	Withdrawal	(74,000,000)
IMPXX	Morgan Stanley Institutional Liquidity Fund	8/16/23	Withdrawal	(52,000,000)
IMPXX	Morgan Stanley Institutional Liquidity Fund	8/17/23	Withdrawal	(17,000,000)
IMPXX	Morgan Stanley Institutional Liquidity Fund	8/31/23	Interest Received	2,772,871
Activity Total				\$ (280,227,129)