

**Office of the Treasurer & Tax Collector  
City and County of San Francisco**



José Cisneros, Treasurer

Tajel Shah, Chief Assistant Treasurer  
Hubert R White, III CFA, CTP, Chief Investment Officer

Investment Report for the month of September 2023

October 15, 2023

**The Honorable London N. Breed  
Mayor of San Francisco  
City Hall, Room 200  
1 Dr. Carlton B. Goodlett Place  
San Francisco, CA 94102-4638**

**The Honorable Board of Supervisors  
City and County of San Francisco  
City Hall, Room 244  
1 Dr. Carlton B. Goodlett Place  
San Francisco, CA 94102-4638**

Colleagues,

In accordance with the provisions of California State Government Code, Section 53646, we forward this report detailing the City's pooled fund portfolio as of September 30, 2023. These investments provide sufficient liquidity to meet expenditure requirements for the next six months and are in compliance with our statement of investment policy and California Code.

This correspondence and its attachments show the investment activity for the month of September 2023 for the portfolios under the Treasurer's management. All pricing and valuation data is obtained from Interactive Data Corporation.

**CCSF Pooled Fund Investment Earnings Statistics \***

<i>(in \$ million)</i>	Current Month		Prior Month	
	Fiscal YTD	September 2023	Fiscal YTD	August 2023
Average Daily Balance	\$ 15,462	\$ 15,364	\$ 15,462	\$ 15,362
Net Earnings	120.73	40.34	80.39	40.31
Earned Income Return	3.11%	3.20%	3.07%	3.10%

**CCSF Pooled Fund Statistics \***

<i>(in \$ million)</i>	% of Portfolio	Book Value	Market Value	Wtd. Avg. Coupon	Wtd. Avg. YTM	WAM
U.S. Treasuries	21.80%	\$ 3,490.2	\$ 3,260.2	0.90%	1.03%	637
Federal Agencies	43.88%	6,790.1	6,561.9	2.63%	3.01%	608
Public Time Deposits	0.27%	40.0	40.0	5.47%	5.47%	88
Negotiable CDs	15.14%	2,265.0	2,263.9	5.68%	5.68%	190
Commercial Paper	2.10%	313.7	313.7	0.00%	5.71%	127
Money Market Funds	12.72%	1,902.1	1,902.1	5.27%	5.27%	1
Supranationals	4.10%	638.2	613.3	2.38%	2.02%	485
<b>Totals</b>	<b>100.0%</b>	<b>\$ 15,439.3</b>	<b>\$ 14,955.1</b>	<b>2.99%</b>	<b>3.29%</b>	<b>462</b>

In the remainder of this report, we provide additional information and analytics at the security-level and portfolio-level, as recommended by the California Debt and Investment Advisory Commission.

Respectfully,

**José Cisneros  
Treasurer**

cc: Treasury Oversight Committee: Aimee Brown, Kevin Kone, Brenda Kwee McNulty  
Ben Rosenfield - Controller, Office of the Controller  
Mark de la Rosa - Director of Audits, Office of the Controller  
Mayor's Office of Public Policy and Finance  
San Francisco County Transportation Authority  
San Francisco Public Library  
San Francisco Health Service System

# Portfolio Summary

## Pooled Fund

As of September 30, 2023

<i>(in \$ million)</i>							
<b>Security Type</b>	<b>Par Value</b>	<b>Book Value</b>	<b>Market Value</b>	<b>Market/Book Price</b>	<b>Current % Allocation</b>	<b>Max. Policy Allocation</b>	<b>Compliant?</b>
U.S. Treasuries	\$ 3,495.0	\$ 3,490.2	\$ 3,260.2	93.41	22.61%	100%	Yes
Federal Agencies	6,793.8	6,790.1	6,561.9	96.64	43.98%	100%	Yes
State & Local Government							
Agency Obligations	-	-	-	-	0.00%	20%	Yes
Public Time Deposits	40.0	40.0	40.0	100.00	0.26%	100%	Yes
Negotiable CDs	2,265.0	2,265.0	2,263.9	99.95	14.67%	30%	Yes
Bankers Acceptances	-	-	-	-	0.00%	40%	Yes
Commercial Paper	320.0	313.7	313.7	100.00	2.03%	25%	Yes
Medium Term Notes	-	-	-	-	0.00%	30%	Yes
Repurchase Agreements	-	-	-	-	0.00%	10%	Yes
Reverse Repurchase/ Securities Lending Agreements	-	-	-	-	0.00%	\$75mm	Yes
Money Market Funds - Government	1,902.1	1,902.1	1,902.1	100.00	12.32%	20%	Yes
LAIF	-	-	-	-	0.00%	\$50mm	Yes
Supranationals	636.2	638.2	613.3	96.10	4.13%	30%	Yes
<b>TOTAL</b>	<b>\$ 15,452.1</b>	<b>\$ 15,439.3</b>	<b>\$ 14,955.1</b>	<b>96.86</b>	<b>100.00%</b>	<b>-</b>	<b>Yes</b>

The City and County of San Francisco uses the following methodology to determine compliance: Compliance is pre-trade and calculated on a book value basis of the overall portfolio value. Cash balances are included in the City's compliance calculations.

Please note the information in this report does not include cash balances. Due to fluctuations in the market value of the securities held in the Pooled Fund and changes in the City's cash position, the allocation limits may be exceeded on a post-trade compliance basis. In these instances, no compliance violation has occurred, as the policy limits were not exceeded prior to trade execution. The full Investment Policy can be found at <https://sftreasurer.org/banking-investments/investments>

Totals may not add due to rounding.

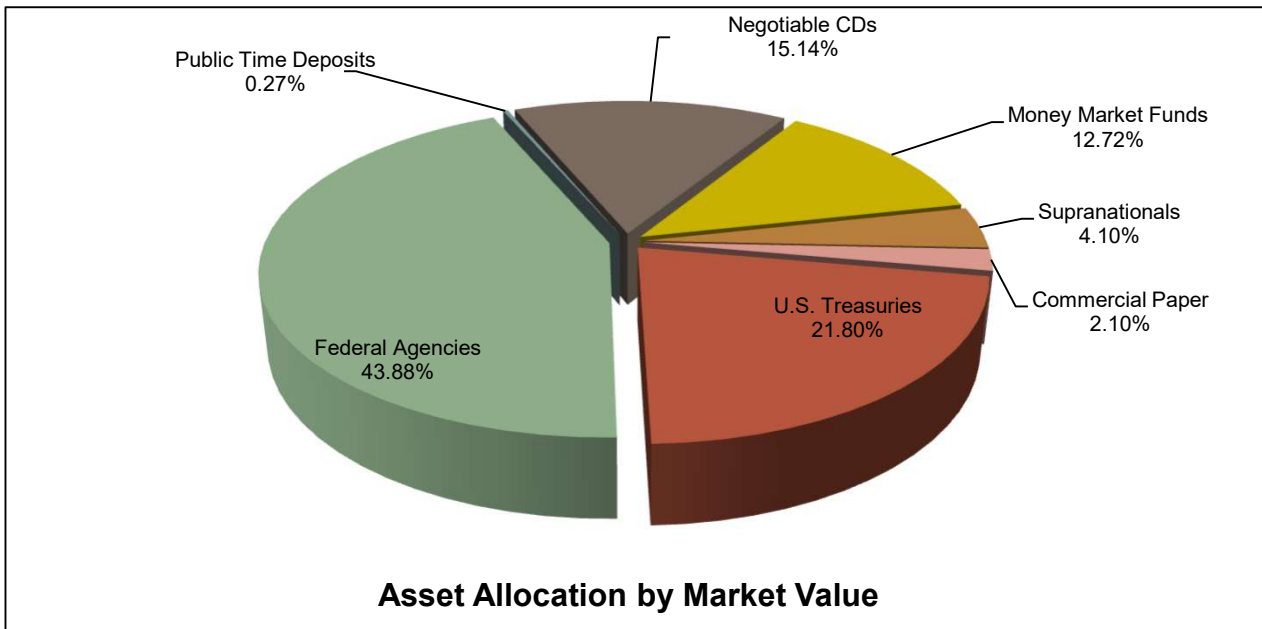
# City and County of San Francisco

## Pooled Fund Portfolio Statistics

For the month ended September 30, 2023

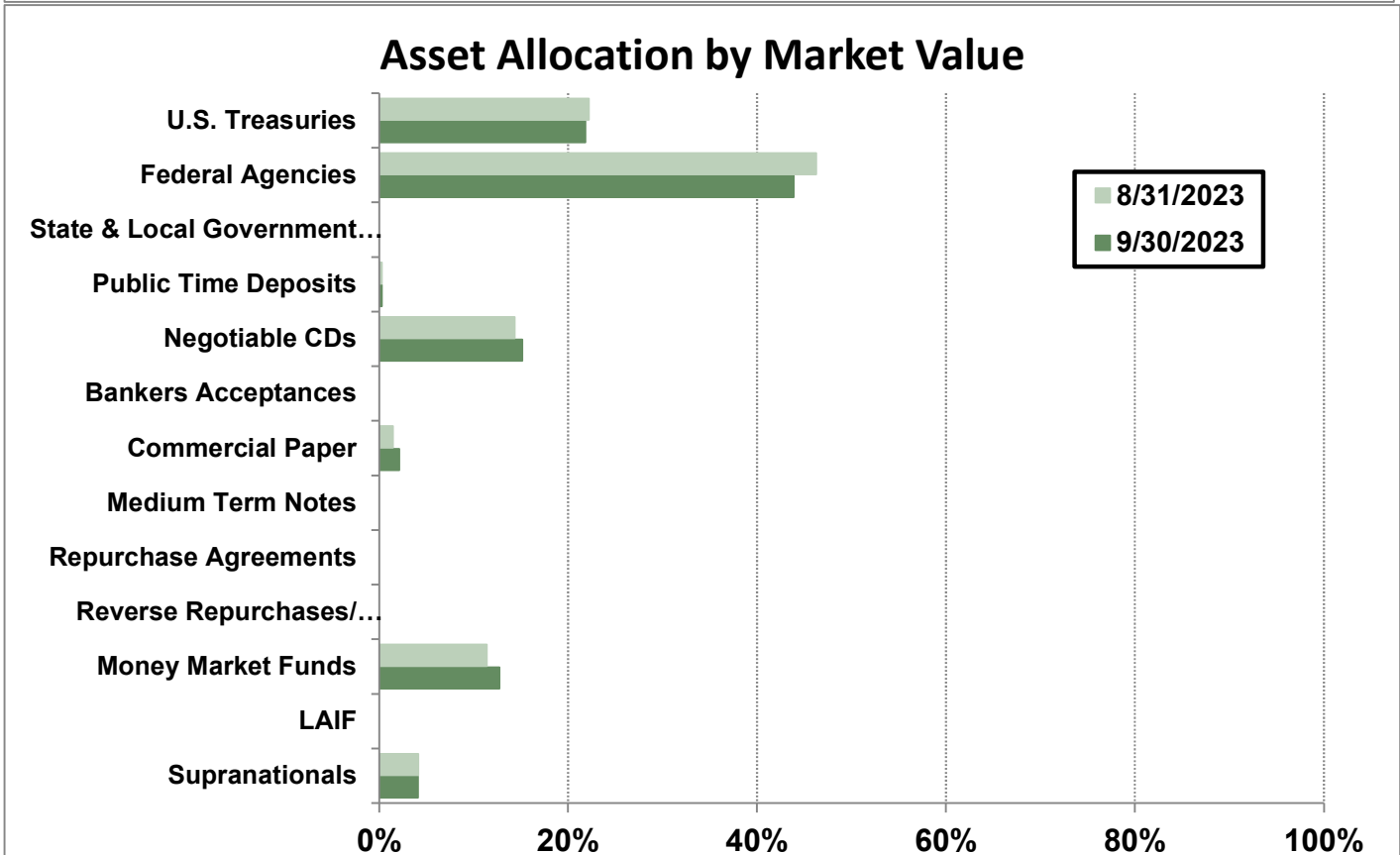
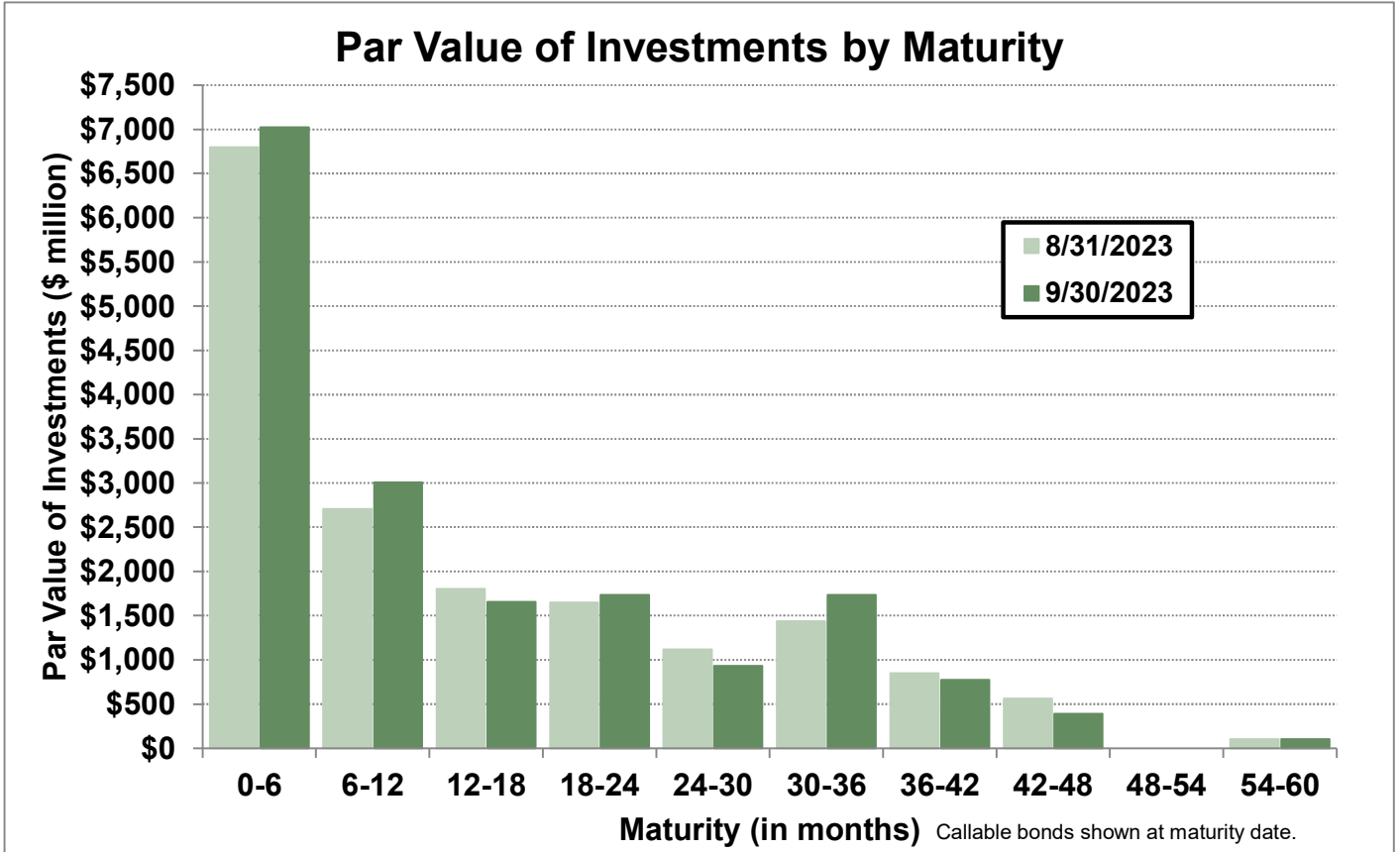
Average Daily Balance	\$15,363,508,029
Net Earnings	\$40,342,274
Earned Income Return	3.20%
Weighted Average Maturity	462 days

Investment Type	(\$ million)	Par Value	Book Value	Market Value
U.S. Treasuries		\$ 3,495.0	\$ 3,490.2	\$ 3,260.2
Federal Agencies		6,793.8	6,790.1	6,561.9
Public Time Deposits		40.0	40.0	40.0
Negotiable CDs		2,265.0	2,265.0	2,263.9
Commercial Paper		320.0	313.7	313.7
Money Market Funds		1,902.1	1,902.1	1,902.1
Supranationals		636.2	638.2	613.3
<b>Total</b>		<b>\$ 15,452.1</b>	<b>\$ 15,439.3</b>	<b>\$ 14,955.1</b>

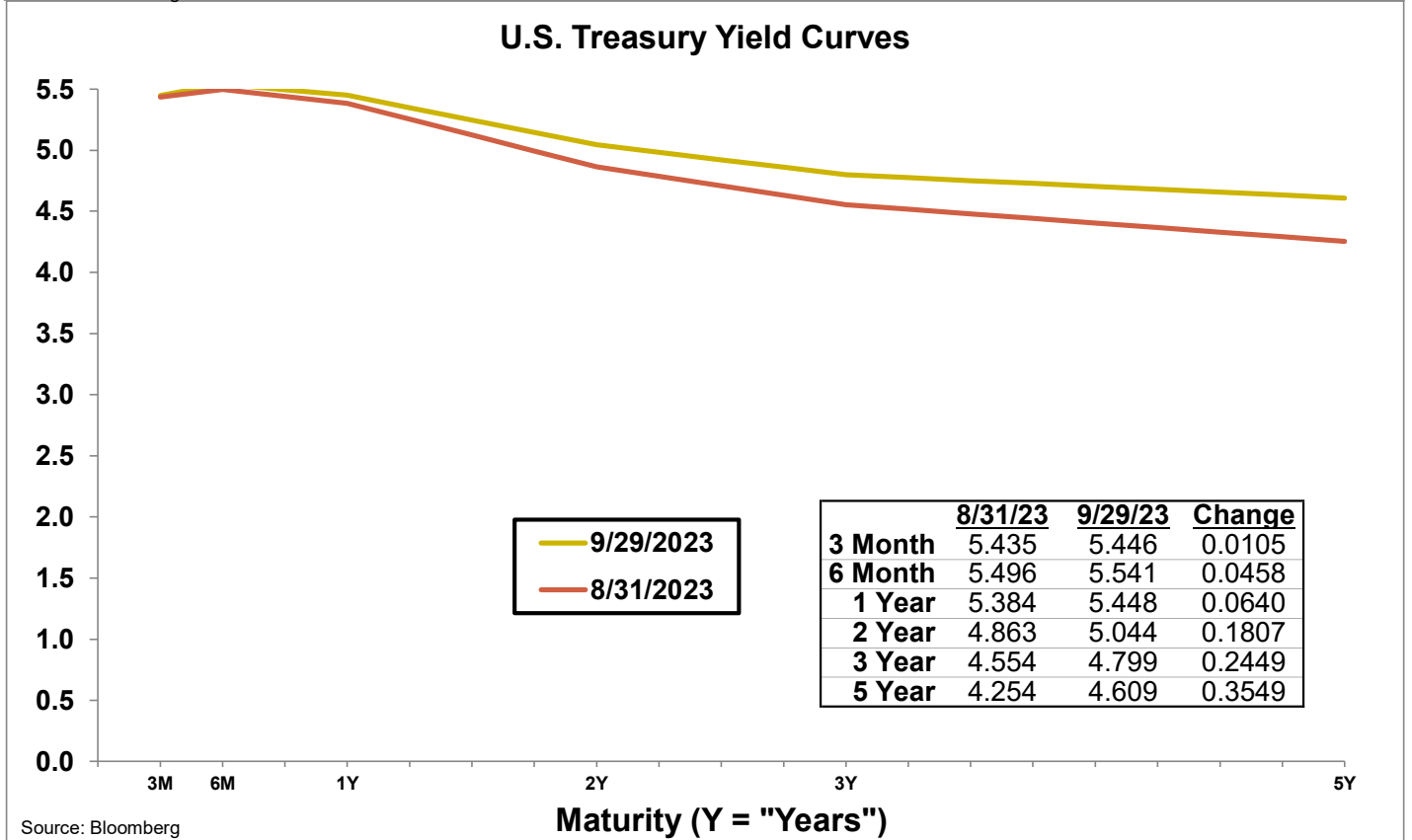
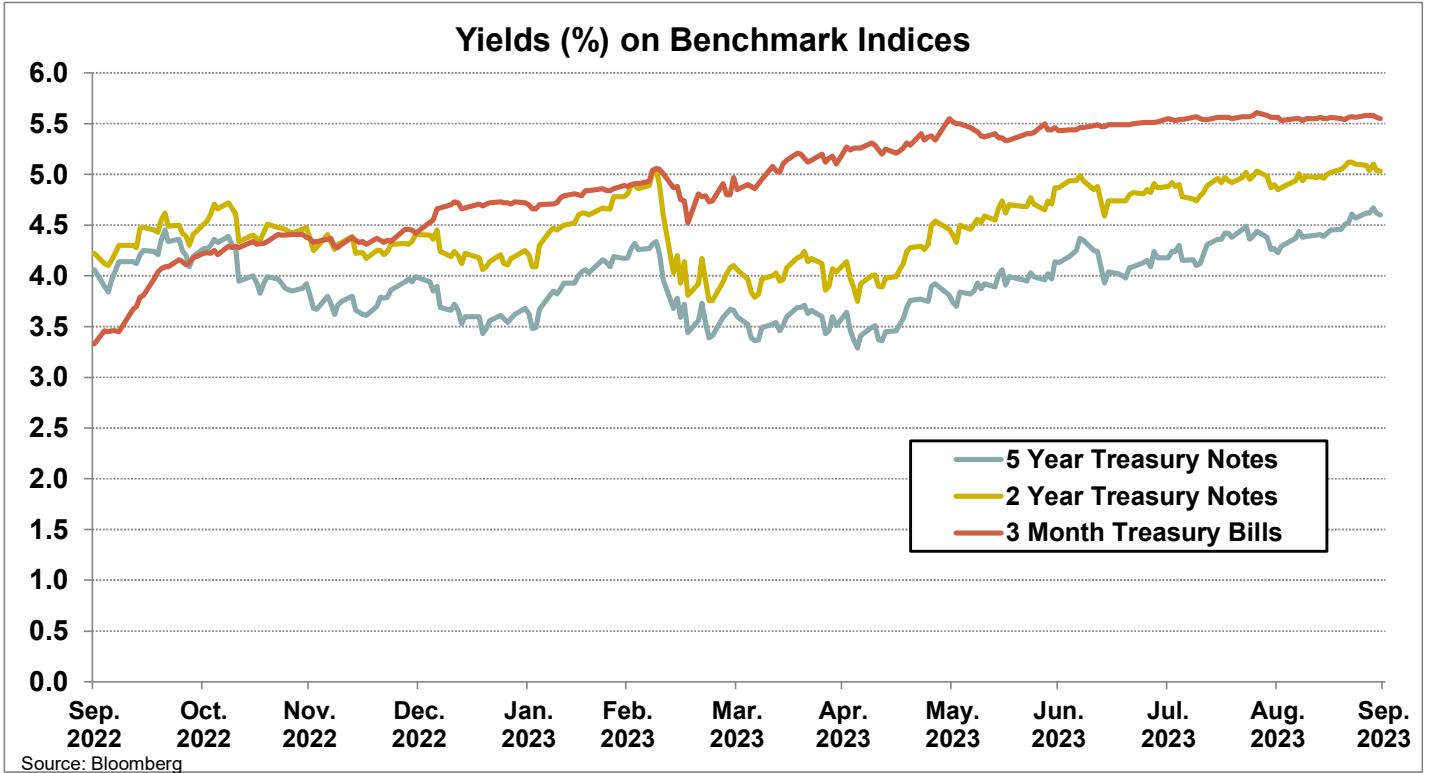


# Portfolio Analysis

## Pooled Fund



# Yield Curves



# Investment Inventory

## Pooled Fund

As of September 30, 2023

Type of Investment	CUSIP	Issuer Name	Maturity		Coupon	Par Value	Original Cost	Amortized	
			Settle Date	Date				Book Value	Market Value
U.S. Treasuries	912797FJ1	U.S. Treasury Bill	9/7/2023	11/9/2023	0.00	\$ 10,000,000	\$ 9,907,775	\$ 9,942,908	\$ 9,944,200
U.S. Treasuries	912797FL6	U.S. Treasury Bill	9/7/2023	11/24/2023	0.00	10,000,000	9,885,232	9,920,545	9,922,000
U.S. Treasuries	912797HC4	U.S. Treasury Bill	6/27/2023	10/24/2023	0.00	50,000,000	49,137,250	49,833,250	49,839,000
U.S. Treasuries	9128285Z9	U.S. Treasury Note	10/4/2021	1/31/2024	2.50	50,000,000	52,511,719	50,360,930	49,517,500
U.S. Treasuries	912828B66	U.S. Treasury Note	4/11/2022	2/15/2024	2.75	50,000,000	50,250,000	50,050,741	49,496,000
U.S. Treasuries	912828G38	U.S. Treasury Note	3/9/2021	11/15/2024	2.25	50,000,000	53,160,156	50,964,235	48,297,000
U.S. Treasuries	912828G38	U.S. Treasury Note	3/12/2021	11/15/2024	2.25	50,000,000	53,228,516	50,987,292	48,297,000
U.S. Treasuries	912828R36	U.S. Treasury Note	7/23/2021	5/15/2026	1.63	50,000,000	52,203,125	51,199,995	46,027,500
U.S. Treasuries	912828R36	U.S. Treasury Note	8/27/2021	5/15/2026	1.63	50,000,000	51,890,625	51,050,713	46,027,500
U.S. Treasuries	912828WE6	U.S. Treasury Note	12/17/2019	11/15/2023	2.75	50,000,000	51,960,938	50,061,751	49,836,000
U.S. Treasuries	912828XB1	U.S. Treasury Note	9/2/2021	5/15/2025	2.13	50,000,000	52,849,609	51,248,682	47,625,000
U.S. Treasuries	912828XT2	U.S. Treasury Note	7/6/2021	5/31/2024	2.00	50,000,000	52,263,672	50,518,936	48,861,500
U.S. Treasuries	912828Y87	U.S. Treasury Note	3/30/2021	7/31/2024	1.75	50,000,000	52,210,938	50,551,374	48,490,500
U.S. Treasuries	912828YM6	U.S. Treasury Note	4/15/2021	10/31/2024	1.50	50,000,000	51,746,094	50,533,941	47,953,000
U.S. Treasuries	912828YY0	U.S. Treasury Note	3/15/2021	12/31/2024	1.75	50,000,000	52,226,563	50,733,626	47,840,000
U.S. Treasuries	912828Z52	U.S. Treasury Note	3/30/2021	1/31/2025	1.38	50,000,000	51,515,625	50,527,174	47,486,500
U.S. Treasuries	912828Z52	U.S. Treasury Note	4/15/2021	1/31/2025	1.38	50,000,000	51,507,813	50,530,506	47,486,500
U.S. Treasuries	912828ZC7	U.S. Treasury Note	3/15/2021	2/28/2025	1.13	50,000,000	51,011,719	50,361,028	47,195,500
U.S. Treasuries	912828ZC7	U.S. Treasury Note	3/31/2021	2/28/2025	1.13	50,000,000	50,998,047	50,360,134	47,195,500
U.S. Treasuries	912828ZF0	U.S. Treasury Note	4/15/2021	3/31/2025	0.50	50,000,000	49,779,297	49,916,511	46,605,500
U.S. Treasuries	912828ZF0	U.S. Treasury Note	4/19/2021	3/31/2025	0.50	50,000,000	49,839,844	49,939,247	46,605,500
U.S. Treasuries	912828ZL7	U.S. Treasury Note	5/18/2021	4/30/2025	0.38	50,000,000	49,615,234	49,846,147	46,353,500
U.S. Treasuries	912828ZW3	U.S. Treasury Note	3/8/2021	6/30/2025	0.25	50,000,000	49,140,625	49,651,885	45,953,000
U.S. Treasuries	912828ZW3	U.S. Treasury Note	3/9/2021	6/30/2025	0.25	50,000,000	49,042,969	49,612,080	45,953,000
U.S. Treasuries	912828ZW3	U.S. Treasury Note	5/12/2021	6/30/2025	0.25	50,000,000	49,281,250	49,696,316	45,953,000
U.S. Treasuries	912828ZW3	U.S. Treasury Note	5/13/2021	6/30/2025	0.25	50,000,000	49,183,594	49,654,826	45,953,000
U.S. Treasuries	912828ZW3	U.S. Treasury Note	5/18/2021	6/30/2025	0.25	50,000,000	49,253,906	49,683,505	45,953,000
U.S. Treasuries	912828ZW3	U.S. Treasury Note	7/12/2021	6/30/2025	0.25	50,000,000	49,310,547	49,696,431	45,953,000
U.S. Treasuries	912828ZW3	U.S. Treasury Note	8/5/2021	6/30/2025	0.25	50,000,000	49,500,000	49,776,140	45,953,000
U.S. Treasuries	912828ZW3	U.S. Treasury Note	8/6/2021	6/30/2025	0.25	50,000,000	49,406,250	49,733,980	45,953,000
U.S. Treasuries	912828ZW3	U.S. Treasury Note	12/7/2021	6/30/2025	0.25	50,000,000	48,628,906	49,327,627	45,953,000
U.S. Treasuries	91282CAB7	U.S. Treasury Note	8/5/2021	7/31/2025	0.25	50,000,000	49,458,984	49,751,415	45,781,500
U.S. Treasuries	91282CAB7	U.S. Treasury Note	8/6/2021	7/31/2025	0.25	50,000,000	49,363,281	49,707,241	45,781,500
U.S. Treasuries	91282CAM3	U.S. Treasury Note	5/12/2021	9/30/2025	0.25	50,000,000	49,109,375	49,594,160	45,502,000
U.S. Treasuries	91282CAM3	U.S. Treasury Note	7/26/2021	9/30/2025	0.25	50,000,000	49,281,250	49,656,393	45,502,000
U.S. Treasuries	91282CAT8	U.S. Treasury Note	2/25/2021	10/31/2025	0.25	50,000,000	49,298,828	49,687,775	45,340,000
U.S. Treasuries	91282CAT8	U.S. Treasury Note	3/2/2021	10/31/2025	0.25	50,000,000	49,078,125	49,588,294	45,340,000
U.S. Treasuries	91282CAT8	U.S. Treasury Note	3/4/2021	10/31/2025	0.25	50,000,000	49,048,828	49,574,711	45,340,000
U.S. Treasuries	91282CBA8	U.S. Treasury Note	3/19/2021	12/15/2023	0.13	50,000,000	49,767,578	49,982,586	49,472,500
U.S. Treasuries	91282CBA8	U.S. Treasury Note	12/9/2021	12/15/2023	0.13	50,000,000	49,402,344	49,939,098	49,472,500
U.S. Treasuries	91282CBA8	U.S. Treasury Note	12/15/2021	12/15/2023	0.13	50,000,000	49,443,359	49,942,811	49,472,500
U.S. Treasuries	91282CBC4	U.S. Treasury Note	2/25/2021	12/31/2025	0.38	50,000,000	49,455,078	49,746,935	45,205,000
U.S. Treasuries	91282CBC4	U.S. Treasury Note	2/26/2021	12/31/2025	0.38	50,000,000	49,271,484	49,661,481	45,205,000
U.S. Treasuries	91282CBR1	U.S. Treasury Note	3/8/2022	3/15/2024	0.25	50,000,000	48,708,984	49,709,609	48,855,500
U.S. Treasuries	91282CBW0	U.S. Treasury Note	6/28/2021	4/30/2026	0.75	50,000,000	49,662,109	49,819,868	45,043,000
U.S. Treasuries	91282CBW0	U.S. Treasury Note	7/2/2021	4/30/2026	0.75	50,000,000	49,730,469	49,855,985	45,043,000
U.S. Treasuries	91282CCC3	U.S. Treasury Note	7/2/2021	5/15/2024	0.25	50,000,000	49,718,750	49,939,080	48,412,000
U.S. Treasuries	91282CCJ8	U.S. Treasury Note	7/2/2021	6/30/2026	0.88	50,000,000	49,931,641	49,962,410	44,992,000
U.S. Treasuries	91282CCJ8	U.S. Treasury Note	7/14/2021	6/30/2026	0.88	50,000,000	50,070,313	50,038,920	44,992,000

# Investment Inventory

## Pooled Fund

Type of Investment	CUSIP	Issuer Name	Settle Date	Maturity		Coupon	Par Value	Original Cost	Amortized	
				Date					Book Value	Market Value
U.S. Treasuries	91282CCJ8	U.S. Treasury Note	7/22/2021	6/30/2026		0.88	50,000,000	50,345,703	50,192,206	44,992,000
U.S. Treasuries	91282CCJ8	U.S. Treasury Note	7/22/2021	6/30/2026		0.88	50,000,000	50,328,125	50,182,433	44,992,000
U.S. Treasuries	91282CCJ8	U.S. Treasury Note	8/6/2021	6/30/2026		0.88	50,000,000	50,406,250	50,227,763	44,992,000
U.S. Treasuries	91282CCJ8	U.S. Treasury Note	8/10/2021	6/30/2026		0.88	50,000,000	50,240,234	50,134,989	44,992,000
U.S. Treasuries	91282CCJ8	U.S. Treasury Note	9/24/2021	6/30/2026		0.88	50,000,000	49,937,500	49,963,973	44,992,000
U.S. Treasuries	91282CCJ8	U.S. Treasury Note	10/14/2021	6/30/2026		0.88	50,000,000	49,593,750	49,763,100	44,992,000
U.S. Treasuries	91282CCJ8	U.S. Treasury Note	1/4/2022	6/30/2026		0.88	50,000,000	49,027,344	49,404,411	44,992,000
U.S. Treasuries	91282CCL3	U.S. Treasury Note	8/6/2021	7/15/2024		0.38	50,000,000	49,998,047	49,999,476	48,051,000
U.S. Treasuries	91282CCL3	U.S. Treasury Note	8/9/2021	7/15/2024		0.38	50,000,000	49,960,938	49,989,496	48,051,000
U.S. Treasuries	91282CCL3	U.S. Treasury Note	4/12/2022	7/15/2024		0.38	50,000,000	47,572,266	49,152,500	48,051,000
U.S. Treasuries	91282CCT6	U.S. Treasury Note	8/25/2021	8/15/2024		0.38	50,000,000	49,898,438	49,970,167	47,842,000
U.S. Treasuries	91282CCW9	U.S. Treasury Note	9/28/2021	8/31/2026		0.75	50,000,000	49,449,219	49,673,759	44,529,500
U.S. Treasuries	91282CCZ2	U.S. Treasury Note	10/8/2021	9/30/2026		0.88	50,000,000	49,689,453	49,812,954	44,621,000
U.S. Treasuries	91282CCZ2	U.S. Treasury Note	10/8/2021	9/30/2026		0.88	50,000,000	49,671,875	49,802,367	44,621,000
U.S. Treasuries	91282CCZ2	U.S. Treasury Note	10/19/2021	9/30/2026		0.88	50,000,000	49,318,359	49,586,942	44,621,000
U.S. Treasuries	91282CDK4	U.S. Treasury Note	12/3/2021	11/30/2026		1.25	50,000,000	50,072,266	50,045,825	44,867,000
U.S. Treasuries	91282CDK4	U.S. Treasury Note	12/7/2021	11/30/2026		1.25	50,000,000	50,117,188	50,074,474	44,867,000
U.S. Treasuries	91282CDK4	U.S. Treasury Note	3/29/2022	11/30/2026		1.25	50,000,000	47,078,125	48,021,273	44,867,000
U.S. Treasuries	91282CDQ1	U.S. Treasury Note	3/29/2022	12/31/2026		1.25	50,000,000	47,107,422	48,024,459	44,793,000
U.S. Treasuries	91282CDV0	U.S. Treasury Note	2/23/2022	1/31/2024		0.88	50,000,000	49,390,625	49,894,846	49,256,000
U.S. Treasuries	91282CDV0	U.S. Treasury Note	4/11/2022	1/31/2024		0.88	50,000,000	48,605,469	49,742,223	49,256,000
U.S. Treasuries	91282CEF4	U.S. Treasury Note	4/6/2022	3/31/2027		2.50	25,000,000	24,757,813	24,830,070	23,224,500
U.S. Treasuries	91282CFK2	U.S. Treasury Note	10/7/2022	9/15/2025		3.50	50,000,000	48,968,750	49,313,460	48,537,000
<b>Subtotals</b>						<b>0.90</b>	<b>\$ 3,495,000,000</b>	<b>\$ 3,493,783,772</b>	<b>\$ 3,490,234,396</b>	<b>\$ 3,260,230,200</b>
Federal Agencies	3130A1XJ2	Federal Home Loan Bank	5/18/2022	6/14/2024		2.88	\$ 15,955,000	\$ 16,008,449	\$ 15,973,122	\$ 15,651,376
Federal Agencies	3130A1XJ2	Federal Home Loan Bank	5/18/2022	6/14/2024		2.88	17,980,000	18,043,829	18,001,641	17,637,841
Federal Agencies	3130A1XJ2	Federal Home Loan Bank	5/12/2022	6/14/2024		2.88	25,500,000	25,552,530	25,517,670	25,014,735
Federal Agencies	3130A1XJ2	Federal Home Loan Bank	5/16/2022	6/14/2024		2.88	50,000,000	50,204,000	50,068,984	49,048,500
Federal Agencies	3130A3VC5	Federal Home Loan Bank	12/10/2021	12/8/2023		2.25	10,000,000	10,301,000	10,028,115	9,930,500
Federal Agencies	3130A3VC5	Federal Home Loan Bank	12/10/2021	12/8/2023		2.25	30,000,000	30,903,000	30,084,346	29,791,500
Federal Agencies	3130A8ZQ9	Federal Home Loan Bank	11/2/2021	9/12/2025		1.75	10,295,000	10,575,333	10,436,558	9,661,549
Federal Agencies	3130AFW94	Federal Home Loan Bank	11/12/2021	2/13/2024		2.50	39,010,000	40,648,810	39,278,821	38,577,379
Federal Agencies	3130AN4A5	Federal Home Loan Bank	7/12/2021	6/30/2025		0.70	17,680,000	17,734,631	17,704,054	16,376,100
Federal Agencies	3130ANMP2	Federal Home Loan Bank	8/20/2021	7/27/2026		1.07	25,000,000	25,000,000	25,000,000	22,357,500
Federal Agencies	3130ANMP2	Federal Home Loan Bank	8/20/2021	7/27/2026		1.07	25,000,000	25,000,000	25,000,000	22,357,500
Federal Agencies	3130ANMP2	Federal Home Loan Bank	8/20/2021	7/27/2026		1.07	25,000,000	25,000,000	25,000,000	22,357,500
Federal Agencies	3130ANMP2	Federal Home Loan Bank	8/20/2021	7/27/2026		1.07	25,000,000	25,000,000	25,000,000	22,357,500
Federal Agencies	3130ANNM8	Federal Home Loan Bank	8/19/2021	7/13/2026		1.05	25,000,000	25,000,000	25,000,000	22,371,500
Federal Agencies	3130ANNM8	Federal Home Loan Bank	8/19/2021	7/13/2026		1.05	25,000,000	25,000,000	25,000,000	22,371,500
Federal Agencies	3130ANNM8	Federal Home Loan Bank	8/19/2021	7/13/2026		1.05	25,000,000	25,000,000	25,000,000	22,371,500
Federal Agencies	3130ANTG5	Federal Home Loan Bank	9/13/2021	8/10/2026		1.05	25,000,000	25,000,000	25,000,000	22,314,000
Federal Agencies	3130ANTG5	Federal Home Loan Bank	9/13/2021	8/10/2026		1.05	25,000,000	25,000,000	25,000,000	22,314,000
Federal Agencies	3130ANTG5	Federal Home Loan Bank	9/13/2021	8/10/2026		1.05	25,000,000	25,000,000	25,000,000	22,314,000
Federal Agencies	3130ANTG5	Federal Home Loan Bank	9/13/2021	8/10/2026		1.05	25,000,000	25,000,000	25,000,000	22,314,000
Federal Agencies	3130AP6T7	Federal Home Loan Bank	10/1/2021	9/3/2026		1.08	25,000,000	25,000,000	25,000,000	22,281,750
Federal Agencies	3130AP6T7	Federal Home Loan Bank	10/1/2021	9/3/2026		1.08	25,000,000	25,000,000	25,000,000	22,281,750
Federal Agencies	3130AP6T7	Federal Home Loan Bank	10/1/2021	9/3/2026		1.08	25,000,000	25,000,000	25,000,000	22,281,750
Federal Agencies	3130AP6T7	Federal Home Loan Bank	10/1/2021	9/3/2026		1.08	25,000,000	25,000,000	25,000,000	22,281,750

# Investment Inventory

## Pooled Fund

Type of Investment	CUSIP	Issuer Name	Maturity			Par Value	Original Cost	Amortized	
			Settle Date	Date	Coupon			Book Value	Market Value
Federal Agencies	3130APPR0	Federal Home Loan Bank	11/18/2021	10/19/2026	1.43	25,000,000	25,000,000	25,000,000	22,431,500
Federal Agencies	3130APPR0	Federal Home Loan Bank	11/18/2021	10/19/2026	1.43	25,000,000	25,000,000	25,000,000	22,431,500
Federal Agencies	3130APPR0	Federal Home Loan Bank	11/18/2021	10/19/2026	1.43	25,000,000	25,000,000	25,000,000	22,431,500
Federal Agencies	3130APPR0	Federal Home Loan Bank	11/18/2021	10/19/2026	1.43	25,000,000	25,000,000	25,000,000	22,431,500
Federal Agencies	3130AQ7L1	Federal Home Loan Bank	12/16/2021	11/16/2026	1.61	25,000,000	25,000,000	25,000,000	22,493,500
Federal Agencies	3130AQ7L1	Federal Home Loan Bank	12/16/2021	11/16/2026	1.61	25,000,000	25,000,000	25,000,000	22,493,500
Federal Agencies	3130AQ7L1	Federal Home Loan Bank	12/16/2021	11/16/2026	1.61	25,000,000	25,000,000	25,000,000	22,493,500
Federal Agencies	3130AQ7L1	Federal Home Loan Bank	12/16/2021	11/16/2026	1.61	25,000,000	25,000,000	25,000,000	22,493,500
Federal Agencies	3130AQJ95	Federal Home Loan Bank	1/14/2022	12/14/2026	1.65	25,000,000	25,000,000	25,000,000	22,474,000
Federal Agencies	3130AQJ95	Federal Home Loan Bank	1/14/2022	12/14/2026	1.65	25,000,000	25,000,000	25,000,000	22,474,000
Federal Agencies	3130AQJ95	Federal Home Loan Bank	1/14/2022	12/14/2026	1.65	25,000,000	25,000,000	25,000,000	22,474,000
Federal Agencies	3130AQJ95	Federal Home Loan Bank	1/14/2022	12/14/2026	1.65	25,000,000	25,000,000	25,000,000	22,474,000
Federal Agencies	3130ARB59	Federal Home Loan Bank	3/22/2022	3/8/2027	2.35	25,000,000	25,000,000	25,000,000	22,829,250
Federal Agencies	3130ARB59	Federal Home Loan Bank	3/22/2022	3/8/2027	2.35	25,000,000	25,000,000	25,000,000	22,829,250
Federal Agencies	3130ARB59	Federal Home Loan Bank	3/22/2022	3/8/2027	2.35	25,000,000	25,000,000	25,000,000	22,829,250
Federal Agencies	3130ARB59	Federal Home Loan Bank	3/22/2022	3/8/2027	2.35	25,000,000	25,000,000	25,000,000	22,829,250
Federal Agencies	3130ARB59	Federal Home Loan Bank	3/22/2022	3/8/2027	2.35	25,000,000	25,000,000	25,000,000	22,829,250
Federal Agencies	3130ARB59	Federal Home Loan Bank	3/22/2022	3/8/2027	2.35	25,000,000	25,000,000	25,000,000	22,829,250
Federal Agencies	3130ARHG9	Federal Home Loan Bank	3/25/2022	2/28/2024	2.13	11,000,000	10,987,460	10,997,332	10,849,740
Federal Agencies	3130ARHG9	Federal Home Loan Bank	3/25/2022	2/28/2024	2.13	25,000,000	24,971,500	24,993,936	24,658,500
Federal Agencies	3130ASG86	Federal Home Loan Bank	8/4/2022	6/13/2025	3.38	11,940,000	12,000,178	11,975,795	11,578,457
Federal Agencies	3130ASG86	Federal Home Loan Bank	8/3/2022	6/13/2025	3.38	12,700,000	12,806,045	12,763,018	12,315,444
Federal Agencies	3130ASGU7	Federal Home Loan Bank	7/19/2022	6/11/2027	3.50	10,000,000	10,141,500	10,106,758	9,560,300
Federal Agencies	3130ASGU7	Federal Home Loan Bank	7/19/2022	6/11/2027	3.50	12,375,000	12,552,829	12,509,167	11,830,871
Federal Agencies	3130ASGU7	Federal Home Loan Bank	7/20/2022	6/11/2027	3.50	21,725,000	22,016,550	21,945,090	20,769,752
Federal Agencies	3130ASHK8	Federal Home Loan Bank	7/22/2022	6/14/2024	3.13	28,000,000	27,904,520	27,964,591	27,546,680
Federal Agencies	3130ASHK8	Federal Home Loan Bank	7/22/2022	6/14/2024	3.13	28,210,000	28,114,932	28,174,744	27,753,280
Federal Agencies	3130ASME6	Federal Home Loan Bank	7/8/2022	7/8/2024	3.00	10,000,000	9,980,600	9,992,543	9,812,100
Federal Agencies	3130ASME6	Federal Home Loan Bank	7/8/2022	7/8/2024	3.00	15,000,000	14,970,900	14,988,814	14,718,150
Federal Agencies	3130ASME6	Federal Home Loan Bank	7/8/2022	7/8/2024	3.00	17,500,000	17,466,050	17,486,949	17,171,175
Federal Agencies	3130ATST5	Federal Home Loan Bank	5/10/2023	6/13/2025	4.38	3,000,000	3,012,270	3,009,960	2,957,250
Federal Agencies	3130ATST5	Federal Home Loan Bank	5/8/2023	6/13/2025	4.38	9,915,000	9,975,878	9,964,290	9,773,711
Federal Agencies	3130ATST5	Federal Home Loan Bank	5/8/2023	6/13/2025	4.38	10,000,000	10,065,000	10,052,627	9,857,500
Federal Agencies	3130ATST5	Federal Home Loan Bank	5/11/2023	6/13/2025	4.38	10,000,000	10,036,000	10,029,262	9,857,500
Federal Agencies	3130ATST5	Federal Home Loan Bank	5/17/2023	6/13/2025	4.38	24,000,000	24,079,440	24,065,082	23,658,000
Federal Agencies	3130ATST5	Federal Home Loan Bank	5/9/2023	6/13/2025	4.38	25,500,000	25,624,695	25,601,091	25,136,625
Federal Agencies	3130ATT31	Federal Home Loan Bank	11/1/2022	10/3/2024	4.50	50,000,000	49,860,500	49,926,872	49,555,500
Federal Agencies	3130ATUQ8	Federal Home Loan Bank	11/15/2022	3/8/2024	4.75	10,000,000	10,013,300	10,004,415	9,965,600
Federal Agencies	3130ATUQ8	Federal Home Loan Bank	11/18/2022	3/8/2024	4.75	20,000,000	20,000,800	20,000,267	19,931,200
Federal Agencies	3130ATUQ8	Federal Home Loan Bank	12/8/2022	3/8/2024	4.75	25,000,000	24,982,000	24,993,724	24,914,000
Federal Agencies	3130ATUQ8	Federal Home Loan Bank	11/18/2022	3/8/2024	4.75	30,000,000	30,001,800	30,000,601	29,896,800
Federal Agencies	3130ATUQ8	Federal Home Loan Bank	12/8/2022	3/8/2024	4.75	30,000,000	29,978,400	29,992,468	29,896,800
Federal Agencies	3130ATVD6	Federal Home Loan Bank	11/10/2022	9/13/2024	4.88	50,000,000	50,062,000	50,032,059	49,721,500
Federal Agencies	3130AU4V3	Federal Home Loan Bank	12/8/2022	1/8/2024	4.80	11,000,000	10,998,900	10,999,725	10,975,030
Federal Agencies	3130AU4V3	Federal Home Loan Bank	12/8/2022	1/8/2024	4.80	25,000,000	24,987,500	24,996,875	24,943,250
Federal Agencies	3130AUTC8	Federal Home Loan Bank	2/9/2023	2/6/2026	4.01	21,100,000	20,985,427	21,009,956	20,676,312
Federal Agencies	3130AUJZ4	Federal Home Loan Bank	2/13/2023	2/13/2025	4.50	50,000,000	49,921,500	49,946,199	49,450,500
Federal Agencies	3130AUYG3	Federal Home Loan Bank	2/16/2023	2/16/2024	5.10	25,000,000	24,996,500	24,998,677	24,950,750
Federal Agencies	3130AV7L0	Federal Home Loan Bank	3/3/2023	2/28/2025	5.00	25,000,000	24,967,000	24,976,610	24,861,000
Federal Agencies	3130AV7L0	Federal Home Loan Bank	3/3/2023	2/28/2025	5.00	35,000,000	34,953,800	34,957,254	34,805,400
Federal Agencies	3130AVWS7	Federal Home Loan Bank	5/10/2023	6/12/2026	3.75	17,045,000	16,991,479	16,998,305	16,548,138
Federal Agencies	3130AVWS7	Federal Home Loan Bank	5/17/2023	6/12/2026	3.75	20,000,000	19,939,200	19,946,624	19,417,000



# Investment Inventory

## Pooled Fund

Type of Investment	CUSIP	Issuer Name	Maturity			Par Value	Original Cost	Amortized	
			Settle Date	Date	Coupon			Book Value	Market Value
Federal Agencies	3130AWAH3	Federal Home Loan Bank	6/1/2023	6/12/2026	4.00	10,000,000	9,934,300	9,941,541	9,771,100
Federal Agencies	3130AWAH3	Federal Home Loan Bank	6/1/2023	6/12/2026	4.00	15,000,000	14,899,350	14,910,442	14,656,650
Federal Agencies	3130AWER7	Federal Home Loan Bank	6/12/2023	6/6/2025	4.63	10,000,000	9,991,700	9,992,971	9,918,300
Federal Agencies	3130AWER7	Federal Home Loan Bank	6/12/2023	6/6/2025	4.63	15,000,000	14,987,550	14,989,456	14,877,450
Federal Agencies	3130AWER7	Federal Home Loan Bank	6/12/2023	6/6/2025	4.63	25,000,000	24,979,250	24,982,427	24,795,750
Federal Agencies	3130AWER7	Federal Home Loan Bank	6/12/2023	6/6/2025	4.63	52,000,000	51,956,840	51,963,448	51,575,160
Federal Agencies	3130AWFH8	Federal Home Loan Bank	6/13/2023	7/12/2024	5.51	50,000,000	50,000,000	50,000,000	49,860,500
Federal Agencies	3130AWLY4	Federal Home Loan Bank	7/25/2023	6/13/2025	5.13	10,800,000	10,818,036	10,816,256	10,782,720
Federal Agencies	3130AWLY4	Federal Home Loan Bank	7/25/2023	6/13/2025	5.13	48,150,000	48,241,967	48,232,890	48,072,960
Federal Agencies	3130AWLZ1	Federal Home Loan Bank	7/10/2023	6/12/2026	4.75	50,000,000	49,856,000	49,867,191	49,753,000
Federal Agencies	313384MQ9	Federal Home Loan Bank DN	4/24/2023	10/6/2023	0.00	30,000,000	29,326,250	29,979,583	29,982,900
Federal Agencies	313384MQ9	Federal Home Loan Bank DN	4/24/2023	10/6/2023	0.00	36,000,000	35,191,500	35,975,500	35,979,480
Federal Agencies	313384MV8	Federal Home Loan Bank DN	5/5/2023	10/11/2023	0.00	25,000,000	24,456,750	24,965,833	24,967,250
Federal Agencies	313384MV8	Federal Home Loan Bank DN	5/5/2023	10/11/2023	0.00	25,000,000	24,456,750	24,965,833	24,967,250
Federal Agencies	313384MV8	Federal Home Loan Bank DN	4/12/2023	10/11/2023	0.00	40,000,000	39,029,333	39,946,667	39,947,600
Federal Agencies	313384MV8	Federal Home Loan Bank DN	4/12/2023	10/11/2023	0.00	60,000,000	58,544,000	59,920,000	59,921,400
Federal Agencies	313384NE5	Federal Home Loan Bank DN	4/21/2023	10/20/2023	0.00	35,000,000	34,132,972	34,909,486	34,910,400
Federal Agencies	313384NE5	Federal Home Loan Bank DN	6/6/2023	10/20/2023	0.00	40,613,000	39,807,509	40,500,468	40,509,031
Federal Agencies	313384NE5	Federal Home Loan Bank DN	4/21/2023	10/20/2023	0.00	54,113,000	52,772,501	53,973,058	53,974,471
Federal Agencies	313384NK1	Federal Home Loan Bank DN	6/21/2023	10/25/2023	0.00	43,944,000	43,154,216	43,793,565	43,800,303
Federal Agencies	313384NX3	Federal Home Loan Bank DN	6/20/2023	11/6/2023	0.00	50,000,000	49,008,660	49,743,250	49,751,000
Federal Agencies	313384PG8	Federal Home Loan Bank DN	9/7/2023	11/15/2023	0.00	17,500,000	17,322,565	17,384,281	17,390,625
Federal Agencies	313384PM5	Federal Home Loan Bank DN	9/6/2023	11/20/2023	0.00	10,000,000	9,889,896	9,926,597	9,930,400
Federal Agencies	313384ST7	Federal Home Loan Bank DN	4/21/2023	2/6/2024	0.00	10,650,000	10,236,780	10,468,240	10,455,425
Federal Agencies	3133ELCP7	Federal Farm Credit Bank	12/3/2019	12/3/2024	1.63	25,000,000	24,960,000	24,990,608	23,943,750
Federal Agencies	3133ELNE0	Federal Farm Credit Bank	3/18/2020	2/14/2024	1.43	20,495,000	20,950,604	20,538,391	20,182,451
Federal Agencies	3133ELQY3	Federal Farm Credit Bank	3/23/2020	3/3/2025	1.21	16,000,000	15,990,720	15,992,333	15,092,480
Federal Agencies	3133ELQY3	Federal Farm Credit Bank	3/23/2020	3/3/2025	1.21	24,000,000	23,964,240	23,989,723	22,638,720
Federal Agencies	3133EM5X6	Federal Farm Credit Bank	9/23/2021	9/23/2024	0.43	25,000,000	24,974,750	24,991,752	23,813,250
Federal Agencies	3133EM5X6	Federal Farm Credit Bank	9/23/2021	9/23/2024	0.43	50,000,000	49,949,500	49,983,505	47,626,500
Federal Agencies	3133EM5X6	Federal Farm Credit Bank	9/23/2021	9/23/2024	0.43	50,000,000	49,949,500	49,983,505	47,626,500
Federal Agencies	3133EMWV0	Federal Farm Credit Bank	2/26/2021	2/26/2024	0.25	5,000,000	4,998,200	4,999,757	4,897,350
Federal Agencies	3133EMRZ7	Federal Farm Credit Bank	2/26/2021	2/26/2024	0.25	5,000,000	4,998,200	4,999,757	4,897,350
Federal Agencies	3133EMRZ7	Federal Farm Credit Bank	2/26/2021	2/26/2024	0.25	100,000,000	99,964,000	99,995,134	97,947,000
Federal Agencies	3133EMTW2	Federal Farm Credit Bank	3/18/2021	3/18/2024	0.30	50,000,000	49,939,500	49,990,671	48,840,500
Federal Agencies	3133EMTW2	Federal Farm Credit Bank	3/18/2021	3/18/2024	0.30	50,000,000	49,939,450	49,990,663	48,840,500
Federal Agencies	3133EMV25	Federal Farm Credit Bank	8/6/2021	7/23/2024	0.45	50,000,000	50,092,000	50,025,168	48,049,500
Federal Agencies	3133EMWT5	Federal Farm Credit Bank	4/21/2021	4/21/2025	0.60	50,000,000	49,973,500	49,989,697	46,485,500
Federal Agencies	3133EMWV0	Federal Farm Credit Bank	5/4/2021	4/22/2024	0.35	16,545,000	16,549,633	16,545,872	16,071,648
Federal Agencies	3133EMWV0	Federal Farm Credit Bank	5/4/2021	4/22/2024	0.35	29,424,000	29,432,239	29,425,550	28,582,179
Federal Agencies	3133EMWV0	Federal Farm Credit Bank	5/4/2021	4/22/2024	0.35	39,000,000	39,010,920	39,002,055	37,884,210
Federal Agencies	3133EMZ21	Federal Farm Credit Bank	8/9/2021	4/6/2026	0.69	15,500,000	15,458,150	15,477,414	13,953,100
Federal Agencies	3133EN2L3	Federal Farm Credit Bank	11/17/2022	5/17/2027	4.13	4,650,000	4,646,792	4,647,413	4,539,609
Federal Agencies	3133EN2L3	Federal Farm Credit Bank	11/17/2022	5/17/2027	4.13	5,000,000	4,996,550	4,997,218	4,881,300
Federal Agencies	3133EN2L3	Federal Farm Credit Bank	11/17/2022	5/17/2027	4.13	21,000,000	20,987,001	20,989,518	20,501,460
Federal Agencies	3133EN2L3	Federal Farm Credit Bank	11/17/2022	5/17/2027	4.13	25,000,000	24,982,750	24,986,091	24,406,500
Federal Agencies	3133EN4B3	Federal Farm Credit Bank	12/13/2022	6/13/2025	4.25	15,000,000	14,988,383	14,992,098	14,731,500
Federal Agencies	3133EN4B3	Federal Farm Credit Bank	12/13/2022	6/13/2025	4.25	15,000,000	14,989,800	14,993,062	14,731,500
Federal Agencies	3133EN4B3	Federal Farm Credit Bank	12/13/2022	6/13/2025	4.25	15,000,000	14,989,050	14,992,552	14,731,500
Federal Agencies	3133EN4N7	Federal Farm Credit Bank	12/20/2022	12/20/2024	4.25	10,000,000	9,982,900	9,989,567	9,862,500

# Investment Inventory

## Pooled Fund

Type of Investment	CUSIP	Issuer Name	Maturity			Par Value	Original Cost	Amortized	
			Settle Date	Date	Coupon			Book Value	Market Value
Federal Agencies	3133EN4N7	Federal Farm Credit Bank	12/20/2022	12/20/2024	4.25	25,000,000	24,954,500	24,972,239	24,656,250
Federal Agencies	3133EN4N7	Federal Farm Credit Bank	12/20/2022	12/20/2024	4.25	25,000,000	24,954,500	24,972,239	24,656,250
Federal Agencies	3133EN5E6	Federal Farm Credit Bank	12/29/2022	12/29/2025	4.00	15,000,000	14,954,700	14,966,108	14,649,300
Federal Agencies	3133EN5E6	Federal Farm Credit Bank	12/29/2022	12/29/2025	4.00	20,000,000	19,939,600	19,954,810	19,532,400
Federal Agencies	3133EN5E6	Federal Farm Credit Bank	12/29/2022	12/29/2025	4.00	25,000,000	24,923,750	24,942,952	24,415,500
Federal Agencies	3133EN6A3	Federal Farm Credit Bank	1/13/2023	1/13/2026	4.00	20,000,000	19,982,400	19,986,591	19,567,600
Federal Agencies	3133EN6A3	Federal Farm Credit Bank	1/13/2023	1/13/2026	4.00	30,000,000	29,977,200	29,982,630	29,351,400
Federal Agencies	3133ENEG1	Federal Farm Credit Bank	11/17/2021	11/17/2025	1.05	39,675,000	39,622,232	39,646,901	36,440,297
Federal Agencies	3133ENEG1	Federal Farm Credit Bank	11/17/2021	11/17/2025	1.05	55,000,000	54,923,000	54,958,997	50,515,850
Federal Agencies	3133ENEJ5	Federal Farm Credit Bank	11/18/2021	11/18/2024	0.88	10,000,000	9,988,500	9,995,656	9,512,500
Federal Agencies	3133ENEJ5	Federal Farm Credit Bank	11/18/2021	11/18/2024	0.88	10,000,000	9,988,500	9,995,656	9,512,500
Federal Agencies	3133ENEJ5	Federal Farm Credit Bank	11/18/2021	11/18/2024	0.88	50,000,000	49,942,500	49,978,280	47,562,500
Federal Agencies	3133ENGF1	Federal Farm Credit Bank	12/3/2021	12/1/2023	0.50	25,000,000	24,963,750	24,996,963	24,797,250
Federal Agencies	3133ENGF1	Federal Farm Credit Bank	12/3/2021	12/1/2023	0.50	25,000,000	24,963,750	24,996,963	24,797,250
Federal Agencies	3133ENGF1	Federal Farm Credit Bank	12/3/2021	12/1/2023	0.50	75,000,000	74,891,250	74,991,888	74,391,750
Federal Agencies	3133ENGQ7	Federal Farm Credit Bank	12/9/2021	12/9/2024	0.92	50,000,000	49,985,000	49,994,047	47,386,000
Federal Agencies	3133ENGQ7	Federal Farm Credit Bank	12/9/2021	12/9/2024	0.92	50,000,000	49,963,000	49,985,315	47,386,000
Federal Agencies	3133ENHM5	Federal Farm Credit Bank	12/16/2021	12/16/2025	1.17	45,000,000	44,954,100	44,974,647	41,341,500
Federal Agencies	3133ENHM5	Federal Farm Credit Bank	12/16/2021	12/16/2025	1.17	50,000,000	49,949,000	49,971,830	45,935,000
Federal Agencies	3133ENHR4	Federal Farm Credit Bank	12/20/2021	12/20/2023	0.68	25,000,000	24,987,600	24,998,641	24,733,250
Federal Agencies	3133ENHR4	Federal Farm Credit Bank	12/20/2021	12/20/2023	0.68	25,000,000	24,988,000	24,998,685	24,733,250
Federal Agencies	3133ENHR4	Federal Farm Credit Bank	12/20/2021	12/20/2023	0.68	62,000,000	61,970,488	61,996,766	61,338,460
Federal Agencies	3133ENJ35	Federal Farm Credit Bank	8/25/2022	2/25/2026	3.32	35,000,000	34,957,650	34,970,951	33,643,050
Federal Agencies	3133ENJ84	Federal Farm Credit Bank	8/26/2022	8/26/2024	3.38	50,000,000	49,916,500	49,962,305	49,052,500
Federal Agencies	3133ENKS8	Federal Farm Credit Bank	1/11/2022	1/6/2025	1.13	20,000,000	19,955,000	19,980,903	18,972,800
Federal Agencies	3133ENKS8	Federal Farm Credit Bank	1/11/2022	1/6/2025	1.13	25,000,000	24,943,750	24,976,129	23,716,000
Federal Agencies	3133ENKS8	Federal Farm Credit Bank	1/11/2022	1/6/2025	1.13	25,000,000	24,943,750	24,976,129	23,716,000
Federal Agencies	3133ENLF5	Federal Farm Credit Bank	3/3/2022	1/18/2024	0.90	11,856,000	11,738,815	11,837,380	11,695,588
Federal Agencies	3133ENLF5	Federal Farm Credit Bank	2/1/2022	1/18/2024	0.90	50,000,000	49,701,000	49,954,482	49,323,500
Federal Agencies	3133ENP79	Federal Farm Credit Bank	9/26/2022	9/26/2024	4.25	50,000,000	49,996,000	49,998,025	49,380,500
Federal Agencies	3133ENRD4	Federal Farm Credit Bank	3/16/2022	3/10/2027	1.68	48,573,000	47,432,020	47,785,599	43,730,272
Federal Agencies	3133ENT59	Federal Farm Credit Bank	4/6/2022	4/5/2027	2.60	22,500,000	22,392,338	22,424,371	20,880,225
Federal Agencies	3133ENTS9	Federal Farm Credit Bank	4/6/2022	4/5/2027	2.60	24,500,000	24,377,010	24,413,604	22,736,245
Federal Agencies	3133ENTS9	Federal Farm Credit Bank	4/6/2022	4/5/2027	2.60	25,000,000	24,804,000	24,862,317	23,200,250
Federal Agencies	3133ENUD0	Federal Farm Credit Bank	4/8/2022	4/8/2026	2.64	20,000,000	19,961,200	19,975,567	18,912,000
Federal Agencies	3133ENUD0	Federal Farm Credit Bank	4/8/2022	4/8/2026	2.64	30,000,000	29,941,800	29,963,351	28,368,000
Federal Agencies	3133ENWP1	Federal Farm Credit Bank	5/16/2022	5/16/2024	2.63	45,000,000	44,939,250	44,981,052	44,237,250
Federal Agencies	3133ENWP1	Federal Farm Credit Bank	5/16/2022	5/16/2024	2.63	50,000,000	49,932,500	49,978,947	49,152,500
Federal Agencies	3133ENXE5	Federal Farm Credit Bank	5/23/2022	5/23/2025	2.85	6,000,000	5,991,600	5,995,401	5,768,880
Federal Agencies	3133ENXE5	Federal Farm Credit Bank	5/23/2022	5/23/2025	2.85	20,000,000	19,972,000	19,984,672	19,229,600
Federal Agencies	3133ENYH7	Federal Farm Credit Bank	6/10/2022	6/10/2024	2.63	100,000,000	99,871,000	99,955,353	98,076,000
Federal Agencies	3133ENYQ7	Federal Farm Credit Bank	6/13/2022	6/13/2025	2.95	50,000,000	49,975,500	49,986,118	48,064,500
Federal Agencies	3133ENYX2	Federal Farm Credit Bank	6/17/2022	6/17/2024	3.25	25,000,000	24,970,500	24,989,508	24,623,750
Federal Agencies	3133ENYX2	Federal Farm Credit Bank	6/17/2022	6/17/2024	3.25	25,000,000	24,970,750	24,989,596	24,623,750
Federal Agencies	3133ENYX2	Federal Farm Credit Bank	6/17/2022	6/17/2024	3.25	50,000,000	49,970,000	49,989,330	49,247,500
Federal Agencies	3133ENZ37	Federal Farm Credit Bank	11/10/2022	1/10/2025	4.88	10,000,000	9,999,400	9,999,646	9,929,700
Federal Agencies	3133ENZ37	Federal Farm Credit Bank	11/10/2022	1/10/2025	4.88	20,000,000	19,998,800	19,999,292	19,859,400
Federal Agencies	3133ENZ37	Federal Farm Credit Bank	11/10/2022	1/10/2025	4.88	20,000,000	19,999,580	19,999,752	19,859,400
Federal Agencies	3133ENZ94	Federal Farm Credit Bank	11/18/2022	11/18/2024	4.50	25,000,000	24,973,500	24,984,992	24,752,750
Federal Agencies	3133ENZK9	Federal Farm Credit Bank	7/7/2022	6/28/2027	3.24	27,865,000	28,099,066	28,040,968	26,357,504

# Investment Inventory

## Pooled Fund

Type of Investment	CUSIP	Issuer Name	Settle Date	Maturity		Par Value	Original Cost	Amortized	
				Date	Coupon			Book Value	Market Value
Federal Agencies	3133ENZS2	Federal Farm Credit Bank	6/28/2022	6/28/2024	3.10	25,000,000	24,987,500	24,995,366	24,579,500
Federal Agencies	3133ENZS2	Federal Farm Credit Bank	6/28/2022	6/28/2024	3.10	25,000,000	24,986,500	24,994,995	24,579,500
Federal Agencies	3133ENZS2	Federal Farm Credit Bank	6/28/2022	6/28/2024	3.10	50,000,000	49,973,000	49,989,990	49,159,000
Federal Agencies	3133EPAG0	Federal Farm Credit Bank	2/10/2023	2/10/2025	4.25	10,000,000	9,947,200	9,964,030	9,847,700
Federal Agencies	3133EPAG0	Federal Farm Credit Bank	2/10/2023	2/10/2025	4.25	29,875,000	29,716,065	29,766,724	29,420,004
Federal Agencies	3133EPBF1	Federal Farm Credit Bank	2/21/2023	8/21/2024	4.88	10,000,000	9,995,700	9,997,445	9,950,700
Federal Agencies	3133EPBF1	Federal Farm Credit Bank	2/21/2023	8/21/2024	4.88	20,000,000	19,992,000	19,995,247	19,901,400
Federal Agencies	3133EPBF1	Federal Farm Credit Bank	2/21/2023	8/21/2024	4.88	25,000,000	24,990,000	24,994,059	24,876,750
Federal Agencies	3133EPBJ3	Federal Farm Credit Bank	2/23/2023	2/23/2026	4.38	25,000,000	24,953,500	24,962,834	24,653,000
Federal Agencies	3133EPBJ3	Federal Farm Credit Bank	2/23/2023	2/23/2026	4.38	28,000,000	27,954,080	27,963,298	27,611,360
Federal Agencies	3133EPBJ3	Federal Farm Credit Bank	2/23/2023	2/23/2026	4.38	50,000,000	49,918,000	49,934,460	49,306,000
Federal Agencies	3133EPBM6	Federal Farm Credit Bank	2/23/2023	8/23/2027	4.13	10,000,000	9,974,000	9,977,484	9,754,100
Federal Agencies	3133EPDL6	Federal Farm Credit Bank	3/15/2023	10/1/2025	4.85	50,000,000	50,000,000	50,000,000	49,793,500
Federal Agencies	3133EPHD0	Federal Farm Credit Bank	4/28/2023	10/28/2024	4.50	20,000,000	19,968,400	19,977,379	19,782,600
Federal Agencies	3133EPHD0	Federal Farm Credit Bank	4/28/2023	10/28/2024	4.50	25,000,000	24,959,000	24,970,650	24,728,250
Federal Agencies	3133EPJX4	Federal Farm Credit Bank	5/17/2023	2/17/2026	3.63	25,000,000	24,928,500	24,938,227	24,224,000
Federal Agencies	3133EPJX4	Federal Farm Credit Bank	5/17/2023	2/17/2026	3.63	30,000,000	29,905,500	29,918,357	29,068,800
Federal Agencies	3133EPKA2	Federal Farm Credit Bank	5/18/2023	8/18/2025	4.00	25,000,000	24,982,000	24,984,974	24,491,500
Federal Agencies	3133EPKA2	Federal Farm Credit Bank	5/18/2023	8/18/2025	4.00	26,500,000	26,483,835	26,486,506	25,960,990
Federal Agencies	3133EPKA2	Federal Farm Credit Bank	5/18/2023	8/18/2025	4.00	30,000,000	29,981,700	29,984,724	29,389,800
Federal Agencies	3133EPMU6	Federal Farm Credit Bank	6/15/2023	6/15/2026	4.25	20,000,000	19,969,200	19,972,235	19,638,200
Federal Agencies	3133EPMU6	Federal Farm Credit Bank	6/15/2023	6/15/2026	4.25	24,700,000	24,640,226	24,646,116	24,253,177
Federal Agencies	3133EPMU6	Federal Farm Credit Bank	6/15/2023	6/15/2026	4.25	30,000,000	29,951,400	29,956,189	29,457,300
Federal Agencies	3133EPMV4	Federal Farm Credit Bank	6/15/2023	6/15/2027	4.13	28,940,000	28,911,928	28,914,003	28,244,861
Federal Agencies	3133EPNG6	Federal Farm Credit Bank	6/23/2023	6/23/2026	4.38	25,000,000	24,986,750	24,987,959	24,675,250
Federal Agencies	3133EPNG6	Federal Farm Credit Bank	6/23/2023	6/23/2026	4.38	25,000,000	24,986,750	24,987,959	24,675,250
Federal Agencies	3133EPNG6	Federal Farm Credit Bank	6/23/2023	6/23/2026	4.38	50,000,000	49,973,500	49,975,918	49,350,500
Federal Agencies	3133EPSK2	Federal Farm Credit Bank	8/7/2023	8/7/2028	4.25	19,500,000	19,412,250	19,414,892	19,045,455
Federal Agencies	3133EPSW6	Federal Farm Credit Bank	8/14/2023	8/14/2026	4.50	50,000,000	49,885,000	49,890,036	49,511,500
Federal Agencies	3133EPUN3	Federal Farm Credit Bank	8/28/2023	8/28/2028	4.50	10,000,000	9,979,100	9,979,489	9,872,400
Federal Agencies	3133EPUN3	Federal Farm Credit Bank	8/28/2023	8/28/2028	4.50	15,000,000	14,962,800	14,963,492	14,808,600
Federal Agencies	3133EPUN3	Federal Farm Credit Bank	8/28/2023	8/28/2028	4.50	25,000,000	24,943,500	24,944,551	24,681,000
Federal Agencies	3133EPUN3	Federal Farm Credit Bank	8/28/2023	8/28/2028	4.50	33,000,000	32,904,960	32,906,729	32,578,920
Federal Agencies	3133EPVP7	Federal Farm Credit Bank	9/8/2023	7/8/2026	4.75	10,000,000	9,991,700	9,991,885	9,952,700
Federal Agencies	3133EPVP7	Federal Farm Credit Bank	9/8/2023	7/8/2026	4.75	19,000,000	18,984,800	18,985,138	18,910,130
Federal Agencies	3133EPVP7	Federal Farm Credit Bank	9/8/2023	7/8/2026	4.75	21,000,000	20,982,780	20,983,163	20,900,670
Federal Agencies	3133EPVY8	Federal Farm Credit Bank	9/15/2023	9/15/2025	5.00	8,230,000	8,224,074	8,224,204	8,213,458
Federal Agencies	3133EPVY8	Federal Farm Credit Bank	9/15/2023	9/15/2025	5.00	15,000,000	14,981,850	14,982,247	14,969,850
Federal Agencies	3133EPVY8	Federal Farm Credit Bank	9/15/2023	9/15/2025	5.00	20,000,000	19,975,800	19,976,330	19,959,800
Federal Agencies	3134GYRY0	Federal Home Loan Mortgage Corp	5/9/2023	11/2/2026	5.29	25,000,000	25,000,000	25,000,000	24,645,250
Federal Agencies	3134GYRY0	Federal Home Loan Mortgage Corp	5/9/2023	11/2/2026	5.29	25,000,000	25,000,000	25,000,000	24,645,250
Federal Agencies	3134GYRY0	Federal Home Loan Mortgage Corp	5/9/2023	11/2/2026	5.29	25,000,000	25,000,000	25,000,000	24,645,250
Federal Agencies	3134GYRY0	Federal Home Loan Mortgage Corp	5/9/2023	11/2/2026	5.29	25,000,000	25,000,000	25,000,000	24,645,250
Federal Agencies	3134GYUV2	Federal Home Loan Mortgage Corp	6/29/2023	6/29/2027	5.94	25,000,000	25,000,000	25,000,000	24,774,000
Federal Agencies	3134GYUV2	Federal Home Loan Mortgage Corp	6/29/2023	6/29/2027	5.94	25,000,000	25,000,000	25,000,000	24,774,000
Federal Agencies	3134GYUV2	Federal Home Loan Mortgage Corp	6/29/2023	6/29/2027	5.94	50,000,000	50,000,000	50,000,000	49,548,000
Federal Agencies	3134GYYG1	Federal Home Loan Mortgage Corp	8/16/2023	8/16/2027	6.00	25,000,000	25,000,000	25,000,000	24,784,250
Federal Agencies	3134GYYG1	Federal Home Loan Mortgage Corp	8/16/2023	8/16/2027	6.00	25,000,000	25,000,000	25,000,000	24,784,250
Federal Agencies	3135G03U5	Federal National Mortgage Assoc	12/8/2021	4/22/2025	0.63	37,938,000	37,367,792	37,674,435	35,342,282
Federal Agencies	3135G03U5	Federal National Mortgage Assoc	7/12/2021	4/22/2025	0.63	50,000,000	50,108,000	50,044,530	46,579,000

# Investment Inventory

## Pooled Fund

Type of Investment	CUSIP	Issuer Name	Settle Date	Maturity		Coupon	Par Value	Original Cost	Amortized	
				Date					Book Value	Market Value
Federal Agencies	3135G03U5	Federal National Mortgage Assoc	12/8/2021	4/22/2025	0.63	50,000,000	49,243,950	49,650,534	46,579,000	
Federal Agencies	3135G04Z3	Federal National Mortgage Assoc	12/8/2021	6/17/2025	0.50	4,655,000	4,556,640	4,607,234	4,305,037	
Federal Agencies	3135G04Z3	Federal National Mortgage Assoc	12/8/2021	6/17/2025	0.50	10,000,000	9,789,600	9,897,824	9,248,200	
Federal Agencies	3135G05X7	Federal National Mortgage Assoc	3/4/2021	8/25/2025	0.38	25,000,000	24,684,250	24,865,975	22,869,000	
Federal Agencies	3135G05X7	Federal National Mortgage Assoc	2/25/2021	8/25/2025	0.38	72,500,000	71,862,000	72,230,346	66,320,100	
Federal Agencies	3135G0X24	Federal National Mortgage Assoc	4/21/2021	1/7/2025	1.63	39,060,000	40,632,556	39,597,705	37,277,692	
Federal Agencies	3135GAFY2	Federal National Mortgage Assoc	4/3/2023	10/3/2024	5.32	25,000,000	25,000,000	25,000,000	24,872,750	
Federal Agencies	3135GAFY2	Federal National Mortgage Assoc	4/3/2023	10/3/2024	5.32	25,000,000	25,000,000	25,000,000	24,872,750	
Federal Agencies	3135GAFY2	Federal National Mortgage Assoc	4/3/2023	10/3/2024	5.32	50,000,000	50,000,000	50,000,000	49,745,500	
Federal Agencies	3135GAG39	Federal National Mortgage Assoc	3/30/2023	12/30/2024	5.38	25,000,000	25,000,000	25,000,000	24,858,250	
Federal Agencies	3135GAG39	Federal National Mortgage Assoc	3/30/2023	12/30/2024	5.38	25,000,000	25,000,000	25,000,000	24,858,250	
Federal Agencies	3135GAG39	Federal National Mortgage Assoc	3/30/2023	12/30/2024	5.38	25,000,000	25,000,000	25,000,000	24,858,250	
Federal Agencies	3137EAEP0	Federal Home Loan Mortgage Corp	2/14/2020	2/12/2025	1.50	5,000,000	4,996,150	4,998,945	4,752,850	
Federal Agencies	3137EAEP0	Federal Home Loan Mortgage Corp	2/14/2020	2/12/2025	1.50	5,000,000	4,996,150	4,998,945	4,752,850	
Federal Agencies	3137EAEP0	Federal Home Loan Mortgage Corp	2/14/2020	2/12/2025	1.50	5,000,000	4,996,150	4,998,945	4,752,850	
Federal Agencies	3137EAEP0	Federal Home Loan Mortgage Corp	2/14/2020	2/12/2025	1.50	15,000,000	14,988,450	14,996,836	14,258,550	
Federal Agencies	3137EAEP0	Federal Home Loan Mortgage Corp	2/14/2020	2/12/2025	1.50	50,000,000	49,961,500	49,989,452	47,528,500	
Federal Agencies	3137EAEP0	Federal Home Loan Mortgage Corp	4/21/2021	2/12/2025	1.50	53,532,000	55,450,052	54,220,461	50,885,913	
Federal Agencies	3137EAEX3	Federal Home Loan Mortgage Corp	3/4/2021	9/23/2025	0.38	22,600,000	22,295,352	22,467,632	20,606,680	
<b>Subtotals</b>					<b>2.63</b>	<b>\$ 6,793,813,000</b>	<b>\$ 6,782,636,078</b>	<b>\$ 6,790,090,675</b>	<b>\$ 6,561,851,727</b>	
Public Time Deposit	PPG24NBE1	Bank of San Francisco	7/10/2023	1/8/2024	5.54	\$ 10,000,000	\$ 10,000,000	\$ 10,000,000	\$ 10,000,000	
Public Time Deposit	PPG250Y96	Bridge Bank NA	7/17/2023	1/16/2024	5.49	10,000,000	10,000,000	10,000,000	10,000,000	
Public Time Deposit	PPG42YDZ6	Bridge Bank NA	6/19/2023	12/18/2023	5.37	10,000,000	10,000,000	10,000,000	10,000,000	
Public Time Deposit	PPG62B630	Bank of San Francisco	6/5/2023	12/4/2023	5.46	10,000,000	10,000,000	10,000,000	10,000,000	
<b>Subtotals</b>					<b>5.47</b>	<b>\$ 40,000,000</b>	<b>\$ 40,000,000</b>	<b>\$ 40,000,000</b>	<b>\$ 40,000,000</b>	
Negotiable CDs	06367CYA9	Bank of Montreal/CHI	10/6/2022	10/6/2023	4.97	\$ 50,000,000	\$ 50,000,000	\$ 50,000,000	\$ 49,994,000	
Negotiable CDs	06367D3V5	Bank of Montreal/CHI	1/13/2023	1/12/2024	5.24	70,000,000	70,000,000	70,000,000	69,884,500	
Negotiable CDs	06367D4E2	Bank of Montreal/CHI	3/1/2023	10/24/2023	5.42	100,000,000	100,000,000	100,000,000	99,992,000	
Negotiable CDs	06367DAU9	Bank of Montreal/CHI	6/27/2023	6/21/2024	5.87	100,000,000	100,000,000	100,000,000	99,926,000	
Negotiable CDs	06367DAX3	Bank of Montreal/CHI	7/5/2023	7/1/2024	6.00	100,000,000	100,000,000	100,000,000	100,017,000	
Negotiable CDs	06367DBJ3	Bank of Montreal/CHI	7/17/2023	6/7/2024	5.89	50,000,000	50,000,000	50,000,000	49,985,500	
Negotiable CDs	06367DBR5	Bank of Montreal/CHI	7/24/2023	7/1/2024	5.93	50,000,000	50,000,000	50,000,000	49,989,500	
Negotiable CDs	06367DBW4	Bank of Montreal/CHI	8/1/2023	7/29/2024	5.97	50,000,000	50,000,000	50,000,000	50,003,000	
Negotiable CDs	06367DCF0	Bank of Montreal/CHI	8/28/2023	8/14/2024	6.01	50,000,000	50,000,000	50,000,000	50,028,500	
Negotiable CDs	06367DD44	Bank of Montreal/CHI	9/22/2023	9/23/2024	5.97	50,000,000	50,000,000	50,000,000	50,016,500	
Negotiable CDs	06417MN84	Bank of Nova Scotia/HOU	12/5/2022	11/21/2023	5.50	50,000,000	50,000,000	50,000,000	49,992,500	
Negotiable CDs	06417MT47	Bank of Nova Scotia/HOU	2/10/2023	2/9/2024	5.43	50,000,000	50,000,000	50,000,000	49,934,500	
Negotiable CDs	13606KC38	Canadian Imperial Bank/NY	9/11/2023	9/9/2024	5.94	50,000,000	50,000,000	50,000,000	49,999,500	
Negotiable CDs	13606KD78	Canadian Imperial Bank/NY	9/20/2023	8/12/2024	5.92	50,000,000	50,000,000	50,000,000	49,998,500	
Negotiable CDs	13606KRZ1	Canadian Imperial Bank/NY	1/10/2023	11/6/2023	5.32	50,000,000	50,000,000	50,000,000	49,988,000	
Negotiable CDs	13606KZN9	Canadian Imperial Bank/NY	8/2/2023	7/29/2024	5.92	60,000,000	60,000,000	60,000,000	59,977,800	
Negotiable CDs	13606KZR0	Canadian Imperial Bank/NY	8/7/2023	7/1/2024	5.89	50,000,000	50,000,000	50,000,000	49,977,000	
Negotiable CDs	65603AMM0	Norinchukin Bank/NY	9/21/2023	1/23/2024	5.65	55,000,000	55,000,000	55,000,000	54,997,800	
Negotiable CDs	78015J5K9	Royal Bank of Canada/NY	9/12/2023	9/9/2024	5.90	60,000,000	60,000,000	60,000,000	59,986,200	
Negotiable CDs	78015J7F8	Royal Bank of Canada/NY	9/20/2023	8/12/2024	5.93	60,000,000	60,000,000	60,000,000	60,013,200	
Negotiable CDs	78015JAK3	Royal Bank of Canada/NY	9/22/2023	9/23/2024	5.96	60,000,000	60,000,000	60,000,000	60,024,600	
Negotiable CDs	78015JMJ3	Royal Bank of Canada/NY	11/16/2022	10/23/2023	5.46	50,000,000	50,000,000	50,000,000	49,996,500	

# Investment Inventory

## Pooled Fund

Type of Investment	CUSIP	Issuer Name	Maturity		Coupon	Par Value	Original Cost	Amortized	
			Settle Date	Date				Book Value	Market Value
Negotiable CDs	78015JPE1	Royal Bank of Canada/NY	12/19/2022	12/18/2023	5.37	50,000,000	50,000,000	50,000,000	49,946,500
Negotiable CDs	78015JRE9	Royal Bank of Canada/NY	1/5/2023	12/29/2023	5.43	100,000,000	100,000,000	100,000,000	99,881,000
Negotiable CDs	78015JXW2	Royal Bank of Canada/NY	6/28/2023	6/28/2024	5.89	50,000,000	50,000,000	50,000,000	49,981,000
Negotiable CDs	89115BC73	Toronto Dominion Bank/NY	11/2/2022	10/23/2023	5.57	50,000,000	50,000,000	50,000,000	49,999,500
Negotiable CDs	89115BJX9	Toronto Dominion Bank/NY	12/2/2022	11/20/2023	5.51	50,000,000	50,000,000	50,000,000	49,991,000
Negotiable CDs	89115BNG1	Toronto Dominion Bank/NY	6/27/2023	6/5/2024	5.85	50,000,000	50,000,000	50,000,000	49,968,000
Negotiable CDs	89115BPB0	Toronto Dominion Bank/NY	1/5/2023	1/3/2024	5.43	50,000,000	50,000,000	50,000,000	49,953,500
Negotiable CDs	89115BPF1	Toronto Dominion Bank/NY	1/5/2023	1/5/2024	5.43	50,000,000	50,000,000	50,000,000	49,951,500
Negotiable CDs	89115BQB9	Toronto Dominion Bank/NY	1/17/2023	1/17/2024	5.24	50,000,000	50,000,000	50,000,000	49,912,500
Negotiable CDs	89115BRG7	Toronto Dominion Bank/NY	7/6/2023	7/1/2024	6.05	50,000,000	50,000,000	50,000,000	50,027,000
Negotiable CDs	89115BS84	Toronto Dominion Bank/NY	7/17/2023	7/1/2024	5.91	50,000,000	50,000,000	50,000,000	49,980,500
Negotiable CDs	89115BSQ4	Toronto Dominion Bank/NY	7/24/2023	7/1/2024	5.93	50,000,000	50,000,000	50,000,000	49,990,000
Negotiable CDs	89115BST8	Toronto Dominion Bank/NY	1/30/2023	1/29/2024	5.21	100,000,000	100,000,000	100,000,000	99,787,000
Negotiable CDs	89115BV80	Toronto Dominion Bank/NY	8/2/2023	7/3/2024	5.90	50,000,000	50,000,000	50,000,000	49,982,500
Negotiable CDs	89115BWK2	Toronto Dominion Bank/NY	3/1/2023	2/22/2024	5.58	50,000,000	50,000,000	50,000,000	49,944,000
Negotiable CDs	89115BXF2	Toronto Dominion Bank/NY	3/6/2023	3/6/2024	5.60	50,000,000	50,000,000	50,000,000	49,939,500
Negotiable CDs	89115BY79	Toronto Dominion Bank/NY	3/8/2023	1/29/2024	5.75	50,000,000	50,000,000	50,000,000	49,985,500
<b>Subtotals</b>					<b>5.68</b>	<b>\$ 2,265,000,000</b>	<b>\$ 2,265,000,000</b>	<b>\$ 2,265,000,000</b>	<b>\$ 2,263,943,100</b>
Commercial Paper	62479LCR4	MUFG Bank Ltd/NY	9/21/2023	3/25/2024	0.00	\$ 60,000,000	\$ 58,239,200	\$ 58,333,867	\$ 58,319,400
Commercial Paper	89233GE36	Toyota Motor Credit	8/8/2023	5/3/2024	0.00	60,000,000	57,489,333	57,993,333	58,017,600
Commercial Paper	89233GE69	Toyota Motor Credit	8/15/2023	5/6/2024	0.00	50,000,000	47,938,889	48,304,444	48,324,500
Commercial Paper	89233HY65	Toyota Motor Credit	6/26/2023	11/6/2023	0.00	50,000,000	48,987,722	49,726,000	49,717,500
Commercial Paper	89233HY81	Toyota Motor Credit	8/2/2023	11/8/2023	0.00	50,000,000	49,250,028	49,709,194	49,702,500
Commercial Paper	89233HYN8	Toyota Motor Credit	9/5/2023	11/22/2023	0.00	50,000,000	49,415,000	49,610,000	49,597,000
<b>Subtotals</b>					<b>0.00</b>	<b>\$ 320,000,000</b>	<b>\$ 311,320,172</b>	<b>\$ 313,676,839</b>	<b>\$ 313,678,500</b>
Money Market Funds	09248U718	BlackRock Liquidity Funds T-Fund	9/30/2023	10/1/2023	5.23	\$ 12,731,456	\$ 12,731,456	\$ 12,731,456	\$ 12,731,456
Money Market Funds	31607A703	Fidelity Govt Portfolio	9/30/2023	10/1/2023	5.27	736,042,083	736,042,083	736,042,083	736,042,083
Money Market Funds	608919718	Federated Hermes Govt Obligations F	9/30/2023	10/1/2023	5.25	12,020,582	12,020,582	12,020,582	12,020,582
Money Market Funds	262006208	Dreyfus Government Cash Manageme	9/30/2023	10/1/2023	5.22	15,024,916	15,024,916	15,024,916	15,024,916
Money Market Funds	85749T517	State Street Institutional U.S. Govt MV	9/30/2023	10/1/2023	5.27	436,879,454	436,879,454	436,879,454	436,879,454
Money Market Funds	61747C319	Morgan Stanley Institutional Liquidity F	9/30/2023	10/1/2023	5.27	689,451,452	689,451,452	689,451,452	689,451,452
<b>Subtotals</b>					<b>5.27</b>	<b>\$ 1,902,149,942</b>	<b>\$ 1,902,149,942</b>	<b>\$ 1,902,149,942</b>	<b>\$ 1,902,149,942</b>
Supranationals	45818WDG8	Inter-American Development Bank	8/25/2021	2/27/2026	0.82	\$ 19,500,000	\$ 19,556,907	\$ 19,530,406	\$ 17,493,255
Supranationals	4581X0CC0	Inter-American Development Bank	12/15/2021	10/4/2023	3.00	25,756,000	26,837,752	25,760,932	25,753,682
Supranationals	4581X0CM8	Inter-American Development Bank	4/26/2021	1/15/2025	2.13	100,000,000	105,676,000	101,969,906	95,862,000
Supranationals	4581X0DN5	Inter-American Development Bank	11/1/2021	7/15/2025	0.63	28,900,000	28,519,098	28,716,029	26,655,048
Supranationals	4581X0DZ8	Inter-American Development Bank	11/4/2021	9/23/2024	0.50	50,000,000	49,595,500	49,862,608	47,568,000
Supranationals	4581X0EE4	Inter-American Development Bank	7/1/2022	7/1/2024	3.25	80,000,000	79,992,000	79,997,001	78,599,200
Supranationals	459056HV2	Int'l Bank for Recon and Dev	11/2/2021	8/28/2024	1.50	50,000,000	50,984,250	50,317,253	48,174,500
Supranationals	459058JB0	Int'l Bank for Recon and Dev	7/23/2021	4/22/2025	0.63	40,000,000	40,086,000	40,035,744	37,176,000
Supranationals	45906M3B5	Int'l Bank for Recon and Dev	3/23/2022	6/14/2024	1.98	100,000,000	100,000,000	100,000,000	97,293,000
Supranationals	45906M4C2	Int'l Bank for Recon and Dev	6/15/2023	6/15/2026	5.75	32,000,000	32,000,000	32,000,000	31,853,120
Supranationals	45950VQG4	International Finance Corp	10/22/2021	9/23/2024	0.44	10,000,000	9,918,700	9,972,722	9,487,900
Supranationals	45950VRU2	International Finance Corp	1/26/2023	1/26/2026	4.02	100,000,000	100,000,000	100,000,000	97,342,000
<b>Subtotals</b>					<b>2.38</b>	<b>\$ 636,156,000</b>	<b>\$ 643,166,207</b>	<b>\$ 638,162,602</b>	<b>\$ 613,257,705</b>
<b>Grand Totals</b>					<b>2.99</b>	<b>\$ 15,452,118,942</b>	<b>\$ 15,438,056,172</b>	<b>\$ 15,439,314,454</b>	<b>\$ 14,955,111,174</b>

# Monthly Investment Earnings

## Pooled Fund

For month ended September 30, 2023

Type of Investment	CUSIP	Issuer Name	Par Value	Accrued Interest Earned	(Amortization) / Accretion	Realized Gain/(Loss)	Total Earnings
U.S. Treasuries	912828WE6	T 2.750 11/15/2023	\$ 50,000,000	112,092	(41,167)	\$	70,925
U.S. Treasuries	91282CBC4	T 0.375 12/31/2025	50,000,000	15,285	9,236		24,521
U.S. Treasuries	91282CAT8	T 0.250 10/31/2025	50,000,000	10,190	12,308		22,499
U.S. Treasuries	91282CBC4	T 0.375 12/31/2025	50,000,000	15,285	12,355		27,640
U.S. Treasuries	91282CAT8	T 0.250 10/31/2025	50,000,000	10,190	16,230		26,420
U.S. Treasuries	91282CAT8	T 0.250 10/31/2025	50,000,000	10,190	16,766		26,956
U.S. Treasuries	912828ZW3	T 0.250 06/30/2025	50,000,000	10,190	16,369		26,559
U.S. Treasuries	912828ZW3	T 0.250 06/30/2025	50,000,000	10,190	18,241		28,431
U.S. Treasuries	912828G38	T 2.250 11/15/2024	50,000,000	91,712	(70,382)		21,330
U.S. Treasuries	912828G38	T 2.250 11/15/2024	50,000,000	91,712	(72,065)		19,647
U.S. Treasuries	912828YY0	T 1.750 12/31/2024	50,000,000	71,332	(48,159)		23,172
U.S. Treasuries	912828ZC7	T 1.125 02/28/2025	50,000,000	46,360	(20,990)		25,370
U.S. Treasuries	91282CBA8	T 0.125 12/15/2023	50,000,000	5,123	6,966		12,089
U.S. Treasuries	912828Z52	T 1.375 01/31/2025	50,000,000	56,046	(32,408)		23,638
U.S. Treasuries	912828Y87	T 1.750 07/31/2024	50,000,000	71,332	(54,412)		16,920
U.S. Treasuries	912828ZC7	T 1.125 02/28/2025	50,000,000	46,360	(20,938)		25,422
U.S. Treasuries	912828Z52	T 1.375 01/31/2025	50,000,000	56,046	(32,613)		23,433
U.S. Treasuries	912828YM6	T 1.500 10/31/2024	50,000,000	61,141	(40,450)		20,691
U.S. Treasuries	912828ZF0	T 0.500 03/31/2025	50,000,000	20,492	4,579		25,071
U.S. Treasuries	912828ZF0	T 0.500 03/31/2025	50,000,000	20,492	3,332		23,824
U.S. Treasuries	91282CAM3	T 0.250 09/30/2025	50,000,000	10,246	16,678		26,924
U.S. Treasuries	912828ZW3	T 0.250 06/30/2025	50,000,000	10,190	14,280		24,470
U.S. Treasuries	912828ZW3	T 0.250 06/30/2025	50,000,000	10,190	16,231		26,421
U.S. Treasuries	912828ZW3	T 0.250 06/30/2025	50,000,000	10,190	14,882		25,072
U.S. Treasuries	912828ZL7	T 0.375 04/30/2025	50,000,000	15,285	7,999		23,285
U.S. Treasuries	91282CBW0	T 0.750 04/30/2026	50,000,000	30,571	5,737		36,307
U.S. Treasuries	91282CBW0	T 0.750 04/30/2026	50,000,000	30,571	4,586		35,157
U.S. Treasuries	91282CCJ8	T 0.875 06/30/2026	50,000,000	35,666	1,124		36,790
U.S. Treasuries	91282CCC3	T 0.250 05/15/2024	50,000,000	10,190	8,051		18,241
U.S. Treasuries	912828XT2	T 2.000 05/31/2024	50,000,000	81,967	(64,066)		17,901
U.S. Treasuries	912828ZW3	T 0.250 06/30/2025	50,000,000	10,190	14,274		24,465
U.S. Treasuries	91282CCJ8	T 0.875 06/30/2026	50,000,000	35,666	(1,164)		34,502
U.S. Treasuries	91282CCJ8	T 0.875 06/30/2026	50,000,000	35,666	(5,749)		29,917
U.S. Treasuries	91282CCJ8	T 0.875 06/30/2026	50,000,000	35,666	(5,457)		30,209
U.S. Treasuries	912828R36	T 1.625 05/15/2026	50,000,000	66,236	(37,617)		28,619
U.S. Treasuries	91282CAM3	T 0.250 09/30/2025	50,000,000	10,246	14,121		24,367
U.S. Treasuries	912828ZW3	T 0.250 06/30/2025	50,000,000	10,190	10,526		20,717
U.S. Treasuries	91282CAB7	T 0.250 07/31/2025	50,000,000	10,190	11,147		21,338
U.S. Treasuries	912828ZW3	T 0.250 06/30/2025	50,000,000	10,190	12,509		22,699
U.S. Treasuries	91282CCJ8	T 0.875 06/30/2026	50,000,000	35,666	(6,812)		28,853
U.S. Treasuries	91282CAB7	T 0.250 07/31/2025	50,000,000	10,190	13,128		23,318
U.S. Treasuries	91282CCL3	T 0.375 07/15/2024	50,000,000	15,285	55		15,340
U.S. Treasuries	91282CCL3	T 0.375 07/15/2024	50,000,000	15,285	1,094		16,380
U.S. Treasuries	91282CAK7	T 0.125 09/15/2023		2,378	2,070		4,448
U.S. Treasuries	91282CCJ8	T 0.875 06/30/2026	50,000,000	35,666	(4,038)		31,628
U.S. Treasuries	91282CCT6	T 0.375 08/15/2024	50,000,000	15,285	2,806		18,091
U.S. Treasuries	912828R36	T 1.625 05/15/2026	50,000,000	66,236	(32,938)		33,299
U.S. Treasuries	912828XB1	T 2.125 05/15/2025	50,000,000	86,617	(63,278)		23,339

# Monthly Investment Earnings

## Pooled Fund

Type of Investment	CUSIP	Issuer Name	Par Value	Accrued Interest Earned	(Amortization) / Accretion	Realized Gain/(Loss)	Total Earnings
U.S. Treasuries	91282CCJ8	T 0.875 06/30/2026	50,000,000	35,666	1,078		36,743
U.S. Treasuries	91282CCW9	T 0.750 08/31/2026	50,000,000	30,907	9,190		40,096
U.S. Treasuries	9128285Z9	T 2.500 01/31/2024	50,000,000	101,902	(88,753)		13,149
U.S. Treasuries	91282CCZ2	T 0.875 09/30/2026	50,000,000	35,861	5,125		40,985
U.S. Treasuries	91282CCZ2	T 0.875 09/30/2026	50,000,000	35,861	5,415		41,275
U.S. Treasuries	91282CCJ8	T 0.875 06/30/2026	50,000,000	35,666	7,086		42,752
U.S. Treasuries	91282CCZ2	T 0.875 09/30/2026	50,000,000	35,861	11,317		47,177
U.S. Treasuries	91282CDK4	T 1.250 11/30/2026	50,000,000	51,230	(1,189)		50,040
U.S. Treasuries	91282CDK4	T 1.250 11/30/2026	50,000,000	51,230	(1,933)		49,297
U.S. Treasuries	912828ZW3	T 0.250 06/30/2025	50,000,000	10,190	31,616		41,807
U.S. Treasuries	91282CBA8	T 0.125 12/15/2023	50,000,000	5,123	24,361		29,484
U.S. Treasuries	91282CBA8	T 0.125 12/15/2023	50,000,000	5,123	22,876		27,999
U.S. Treasuries	91282CCJ8	T 0.875 06/30/2026	50,000,000	35,666	17,814		53,480
U.S. Treasuries	91282CDV0	T 0.875 01/31/2024	50,000,000	35,666	25,858		61,523
U.S. Treasuries	91282CBR1	T 0.250 03/15/2024	50,000,000	10,250	52,480		62,730
U.S. Treasuries	91282CDQ1	T 1.250 12/31/2026	50,000,000	50,951	49,929		100,881
U.S. Treasuries	91282CDK4	T 1.250 11/30/2026	50,000,000	51,230	51,351		102,581
U.S. Treasuries	91282CEF4	T 2.500 03/31/2027	25,000,000	51,230	3,992		55,222
U.S. Treasuries	912828B66	T 2.750 02/15/2024	50,000,000	112,092	(11,111)		100,981
U.S. Treasuries	91282CDV0	T 0.875 01/31/2024	50,000,000	35,666	63,388		99,054
U.S. Treasuries	91282CCL3	T 0.375 07/15/2024	50,000,000	15,285	88,281		103,567
U.S. Treasuries	91282CFK2	T 3.500 09/15/2025	50,000,000	143,499	28,806		172,305
U.S. Treasuries	912797HC4	B 0.000 10/24/2023	50,000,000		217,500		217,500
U.S. Treasuries	912797FL6	B 0.000 11/24/2023	10,000,000		35,313		35,313
U.S. Treasuries	912797FJ1	B 0.000 11/09/2023	10,000,000		35,133		35,133
<b>Subtotals</b>			<b>\$ 3,495,000,000</b>	<b>\$ 2,559,828</b>	<b>\$ 317,899</b>	<b>\$ -</b>	<b>\$ 2,877,727</b>
Federal Agencies	3133ELCP7	FFCB 1.625 12/03/2024	\$ 25,000,000	\$ 33,854	\$ 657	\$	\$ 34,511
Federal Agencies	3137EAEP0	FHLMC 1.500 02/12/2025	15,000,000	18,750	190		18,940
Federal Agencies	3137EAEP0	FHLMC 1.500 02/12/2025	5,000,000	6,250	63		6,313
Federal Agencies	3137EAEP0	FHLMC 1.500 02/12/2025	5,000,000	6,250	63		6,313
Federal Agencies	3137EAEP0	FHLMC 1.500 02/12/2025	5,000,000	6,250	63		6,313
Federal Agencies	3137EAEP0	FHLMC 1.500 02/12/2025	50,000,000	62,500	633		63,133
Federal Agencies	3133ELNE0	FFCB 1.430 02/14/2024	20,495,000	24,423	(9,572)		14,852
Federal Agencies	3133ELQY3	FFCB 1.210 03/03/2025	24,000,000	24,200	594		24,794
Federal Agencies	3133ELQY3	FFCB 1.210 03/03/2025	16,000,000	16,133	154		16,287
Federal Agencies	3133EMRZ7	FFCB 0.250 02/26/2024	5,000,000	1,042	49		1,091
Federal Agencies	3133EMRZ7	FFCB 0.250 02/26/2024	5,000,000	1,042	49		1,091
Federal Agencies	3133EMRZ7	FFCB 0.250 02/26/2024	100,000,000	20,833	986		21,820
Federal Agencies	3135G05X7	FNMA 0.375 08/25/2025	72,500,000	22,656	11,657		34,313
Federal Agencies	3137EAEX3	FHLMC 0.375 09/23/2025	22,600,000	7,063	5,492		12,555
Federal Agencies	3135G05X7	FNMA 0.375 08/25/2025	25,000,000	7,813	5,794		13,606
Federal Agencies	3133EMTW2	FFCB 0.300 03/18/2024	50,000,000	12,500	1,656		14,156
Federal Agencies	3133EMTW2	FFCB 0.300 03/18/2024	50,000,000	12,500	1,657		14,157
Federal Agencies	3133EMWT5	FFCB 0.600 04/21/2025	50,000,000	25,000	544		25,544
Federal Agencies	3135G0X24	FNMA 1.625 01/07/2025	39,060,000	52,894	(34,765)		18,128
Federal Agencies	3137EAEP0	FHLMC 1.500 02/12/2025	53,532,000	66,915	(41,308)		25,607
Federal Agencies	3133EMWV0	FFCB 0.350 04/22/2024	39,000,000	11,375	(302)		11,073
Federal Agencies	3133EMWV0	FFCB 0.350 04/22/2024	29,424,000	8,582	(228)		8,354

# Monthly Investment Earnings

## Pooled Fund

Type of Investment	CUSIP	Issuer Name	Par Value	Accrued Interest Earned	(Amortization) / Accretion	Realized Gain/(Loss)	Total Earnings
Federal Agencies	3133EMWV0	FFCB 0.350 04/22/2024	16,545,000	4,826	(128)		4,697
Federal Agencies	3130AN4A5	FHLB 0.700 06/30/2025	17,680,000	10,313	(1,131)		9,182
Federal Agencies	3135G03U5	FNMA 0.625 04/22/2025	50,000,000	26,042	(2,348)		23,694
Federal Agencies	3133EMV25	FFCB 0.450 07/23/2024	50,000,000	18,750	(2,551)		16,199
Federal Agencies	3130ANMP2	FHLB 1.070 07/27/2026	25,000,000	22,292			22,292
Federal Agencies	3130ANMP2	FHLB 1.070 07/27/2026	25,000,000	22,292			22,292
Federal Agencies	3130ANMP2	FHLB 1.070 07/27/2026	25,000,000	22,292			22,292
Federal Agencies	3130ANMP2	FHLB 1.070 07/27/2026	25,000,000	22,292			22,292
Federal Agencies	3133EMZ21	FFCB 0.690 04/06/2026	15,500,000	8,913	738		9,651
Federal Agencies	3130ANNM8	FHLB 1.050 07/13/2026	25,000,000	21,875			21,875
Federal Agencies	3130ANNM8	FHLB 1.050 07/13/2026	25,000,000	21,875			21,875
Federal Agencies	3130ANNM8	FHLB 1.050 07/13/2026	25,000,000	21,875			21,875
Federal Agencies	3130ANNM8	FHLB 1.050 07/13/2026	25,000,000	21,875			21,875
Federal Agencies	3133EM5X6	FFCB 0.430 09/23/2024	25,000,000	8,958	691		9,649
Federal Agencies	3133EM5X6	FFCB 0.430 09/23/2024	50,000,000	17,917	1,382		19,299
Federal Agencies	3133EM5X6	FFCB 0.430 09/23/2024	50,000,000	17,917	1,382		19,299
Federal Agencies	3130ANTG5	FHLB 1.050 08/10/2026	25,000,000	21,875			21,875
Federal Agencies	3130ANTG5	FHLB 1.050 08/10/2026	25,000,000	21,875			21,875
Federal Agencies	3130ANTG5	FHLB 1.050 08/10/2026	25,000,000	21,875			21,875
Federal Agencies	3130ANTG5	FHLB 1.050 08/10/2026	25,000,000	21,875			21,875
Federal Agencies	3133EM6N7	FFCB 0.170 09/27/2023		6,139	1,781		7,920
Federal Agencies	3130AP6T7	FHLB 1.075 09/03/2026	25,000,000	22,396			22,396
Federal Agencies	3130AP6T7	FHLB 1.075 09/03/2026	25,000,000	22,396			22,396
Federal Agencies	3130AP6T7	FHLB 1.075 09/03/2026	25,000,000	22,396			22,396
Federal Agencies	3130AP6T7	FHLB 1.075 09/03/2026	25,000,000	22,396			22,396
Federal Agencies	3130A8ZQ9	FHLB 1.750 09/12/2025	10,295,000	15,014	(5,965)		9,049
Federal Agencies	3130AFW94	FHLB 2.500 02/13/2024	39,010,000	81,271	(59,738)		21,533
Federal Agencies	3133ENEG1	FFCB 1.050 11/17/2025	55,000,000	48,125	1,581		49,706
Federal Agencies	3133ENEG1	FFCB 1.050 11/17/2025	39,675,000	34,716	1,084		35,799
Federal Agencies	3133ENEJ5	FFCB 0.875 11/18/2024	50,000,000	36,458	1,574		38,032
Federal Agencies	3133ENEJ5	FFCB 0.875 11/18/2024	10,000,000	7,292	315		7,606
Federal Agencies	3133ENEJ5	FFCB 0.875 11/18/2024	10,000,000	7,292	315		7,606
Federal Agencies	3130APPR0	FHLB 1.430 10/19/2026	25,000,000	29,792			29,792
Federal Agencies	3130APPR0	FHLB 1.430 10/19/2026	25,000,000	29,792			29,792
Federal Agencies	3130APPR0	FHLB 1.430 10/19/2026	25,000,000	29,792			29,792
Federal Agencies	3130APPR0	FHLB 1.430 10/19/2026	25,000,000	29,792			29,792
Federal Agencies	3133ENGF1	FFCB 0.500 12/01/2023	25,000,000	10,417	1,494		11,910
Federal Agencies	3133ENGF1	FFCB 0.500 12/01/2023	75,000,000	31,250	4,481		35,731
Federal Agencies	3133ENGF1	FFCB 0.500 12/01/2023	25,000,000	10,417	1,494		11,910
Federal Agencies	3130AQ7L1	FHLB 1.605 11/16/2026	25,000,000	33,438			33,438
Federal Agencies	3130AQ7L1	FHLB 1.605 11/16/2026	25,000,000	33,438			33,438
Federal Agencies	3130AQ7L1	FHLB 1.605 11/16/2026	25,000,000	33,438			33,438
Federal Agencies	3130AQ7L1	FHLB 1.605 11/16/2026	25,000,000	33,438			33,438
Federal Agencies	3133ENGQ7	FFCB 0.920 12/09/2024	50,000,000	38,333	411		38,744
Federal Agencies	3133ENGQ7	FFCB 0.920 12/09/2024	50,000,000	38,333	1,013		39,346
Federal Agencies	3135G04Z3	FNMA 0.500 06/17/2025	10,000,000	4,167	4,904		9,071
Federal Agencies	3135G03U5	FNMA 0.625 04/22/2025	37,938,000	19,759	13,896		33,656
Federal Agencies	3135G04Z3	FNMA 0.500 06/17/2025	4,655,000	1,940	2,293		4,232
Federal Agencies	3135G03U5	FNMA 0.625 04/22/2025	50,000,000	26,042	18,425		44,467



# Monthly Investment Earnings

## Pooled Fund

Type of Investment	CUSIP	Issuer Name	Par Value	Accrued Interest Earned	(Amortization) / Accretion	Realized Gain/(Loss)	Total Earnings
Federal Agencies	3130A3VC5	FHLB 2.250 12/08/2023	30,000,000	56,250	(37,212)		19,038
Federal Agencies	3130A3VC5	FHLB 2.250 12/08/2023	10,000,000	18,750	(12,404)		6,346
Federal Agencies	3135G0U43	FNMA 2.875 09/12/2023		26,045	(19,624)		6,421
Federal Agencies	3130AJXD6	FHLB 0.125 09/08/2023		510		1,865	2,375
Federal Agencies	3133ENHR4	FFCB 0.680 12/20/2023	62,000,000	35,133	1,213		36,346
Federal Agencies	3133ENHR4	FFCB 0.680 12/20/2023	25,000,000	14,167	510		14,676
Federal Agencies	3133ENHR4	FFCB 0.680 12/20/2023	25,000,000	14,167	493		14,660
Federal Agencies	3133ENHM5	FFCB 1.170 12/16/2025	45,000,000	43,875	943		44,818
Federal Agencies	3133ENHM5	FFCB 1.170 12/16/2025	50,000,000	48,750	1,047		49,797
Federal Agencies	3130AQJ95	FHLB 1.645 12/14/2026	25,000,000	34,271			34,271
Federal Agencies	3130AQJ95	FHLB 1.645 12/14/2026	25,000,000	34,271			34,271
Federal Agencies	3130AQJ95	FHLB 1.645 12/14/2026	25,000,000	34,271			34,271
Federal Agencies	3130AQJ95	FHLB 1.645 12/14/2026	25,000,000	34,271			34,271
Federal Agencies	3133ENKS8	FFCB 1.125 01/06/2025	20,000,000	18,750	1,237		19,987
Federal Agencies	3133ENKS8	FFCB 1.125 01/06/2025	25,000,000	23,438	1,547		24,984
Federal Agencies	3133ENKS8	FFCB 1.125 01/06/2025	25,000,000	23,438	1,547		24,984
Federal Agencies	3133ENLF5	FFCB 0.900 01/18/2024	50,000,000	37,500	12,528		50,028
Federal Agencies	3133ENLF5	FFCB 0.900 01/18/2024	11,856,000	8,892	5,125		14,017
Federal Agencies	3130ARB59	FHLB 2.350 03/08/2027	25,000,000	48,958			48,958
Federal Agencies	3130ARB59	FHLB 2.350 03/08/2027	25,000,000	48,958			48,958
Federal Agencies	3130ARB59	FHLB 2.350 03/08/2027	25,000,000	48,958			48,958
Federal Agencies	3130ARB59	FHLB 2.350 03/08/2027	25,000,000	48,958			48,958
Federal Agencies	3133ENRD4	FFCB 1.680 03/10/2027	48,573,000	68,002	18,807		86,810
Federal Agencies	3130ARHG9	FHLB 2.125 02/28/2024	25,000,000	44,271	1,213		45,484
Federal Agencies	3130ARHG9	FHLB 2.125 02/28/2024	11,000,000	19,479	534		20,013
Federal Agencies	3133ENUD0	FFCB 2.640 04/08/2026	20,000,000	44,000	797		44,797
Federal Agencies	3133ENUD0	FFCB 2.640 04/08/2026	30,000,000	66,000	1,195		67,195
Federal Agencies	3133ENTS9	FFCB 2.600 04/05/2027	24,500,000	53,083	2,022		55,105
Federal Agencies	3133ENTS9	FFCB 2.600 04/05/2027	22,500,000	48,750	1,770		50,520
Federal Agencies	3133ENTS9	FFCB 2.600 04/05/2027	25,000,000	54,167	3,222		57,389
Federal Agencies	3133ENWP1	FFCB 2.625 05/16/2024	45,000,000	98,438	2,493		100,931
Federal Agencies	3133ENWP1	FFCB 2.625 05/16/2024	50,000,000	109,375	2,770		112,145
Federal Agencies	3130A1XJ2	FHLB 2.875 06/14/2024	25,500,000	61,094	(2,063)		59,031
Federal Agencies	3130A1XJ2	FHLB 2.875 06/14/2024	50,000,000	119,792	(8,053)		111,739
Federal Agencies	3130A1XJ2	FHLB 2.875 06/14/2024	17,980,000	43,077	(2,526)		40,551
Federal Agencies	3130A1XJ2	FHLB 2.875 06/14/2024	15,955,000	38,226	(2,115)		36,110
Federal Agencies	3133ENXE5	FFCB 2.850 05/23/2025	6,000,000	14,250	230		14,480
Federal Agencies	3133ENXE5	FFCB 2.850 05/23/2025	20,000,000	47,500	766		48,266
Federal Agencies	3133ENYH7	FFCB 2.625 06/10/2024	100,000,000	218,750	5,294		224,044
Federal Agencies	3133ENYQ7	FFCB 2.950 06/13/2025	50,000,000	122,917	671		123,587
Federal Agencies	3133ENYX2	FFCB 3.250 06/17/2024	50,000,000	135,417	1,231		136,648
Federal Agencies	3133ENYX2	FFCB 3.250 06/17/2024	25,000,000	67,708	1,211		68,919
Federal Agencies	3133ENYX2	FFCB 3.250 06/17/2024	25,000,000	67,708	1,200		68,909
Federal Agencies	3133ENZS2	FFCB 3.100 06/28/2024	25,000,000	64,583	513		65,096
Federal Agencies	3133ENZS2	FFCB 3.100 06/28/2024	50,000,000	129,167	1,108		130,275
Federal Agencies	3133ENZS2	FFCB 3.100 06/28/2024	25,000,000	64,583	554		65,137
Federal Agencies	3133ENZK9	FFCB 3.240 06/28/2027	27,865,000	75,236	(3,865)		71,371
Federal Agencies	3130ASME6	FHLB 3.000 07/08/2024	15,000,000	37,500	1,194		38,694
Federal Agencies	3130ASME6	FHLB 3.000 07/08/2024	17,500,000	43,750	1,393		45,143

# Monthly Investment Earnings

## Pooled Fund

<u>Type of Investment</u>	<u>CUSIP</u>	<u>Issuer Name</u>	<u>Par Value</u>	<u>Accrued Interest Earned</u>	<u>(Amortization) / Accretion</u>	<u>Realized Gain/(Loss)</u>	<u>Total Earnings</u>
Federal Agencies	3130ASME6	FHLB 3.000 07/08/2024	10,000,000	25,000	796		25,796
Federal Agencies	3130ASGU7	FHLB 3.500 06/11/2027	12,375,000	36,094	(2,984)		33,110
Federal Agencies	3130ASGU7	FHLB 3.500 06/11/2027	10,000,000	29,167	(2,374)		26,793
Federal Agencies	3130ASGU7	FHLB 3.500 06/11/2027	21,725,000	63,365	(4,895)		58,470
Federal Agencies	3130ASHK8	FHLB 3.125 06/14/2024	28,000,000	72,917	4,133		77,050
Federal Agencies	3130ASHK8	FHLB 3.125 06/14/2024	28,210,000	73,464	4,115		77,579
Federal Agencies	313383YJ4	FHLB 3.375 09/08/2023		16,406	(1,231)		15,175
Federal Agencies	313383YJ4	FHLB 3.375 09/08/2023		16,406	(1,201)		15,205
Federal Agencies	313383YJ4	FHLB 3.375 09/08/2023		26,250	(1,754)		24,496
Federal Agencies	3130ASG86	FHLB 3.375 06/13/2025	12,700,000	35,719	(3,044)		32,674
Federal Agencies	3130ASG86	FHLB 3.375 06/13/2025	11,940,000	33,581	(1,729)		31,852
Federal Agencies	3133ENJ35	FFCB 3.320 02/25/2026	35,000,000	96,833	993		97,826
Federal Agencies	3133ENJ84	FFCB 3.375 08/26/2024	50,000,000	140,625	3,427		144,052
Federal Agencies	3133ENP79	FFCB 4.250 09/26/2024	50,000,000	177,083	164		177,247
Federal Agencies	3130ATT31	FHLB 4.500 10/03/2024	50,000,000	187,500	5,962		193,462
Federal Agencies	3133ENZ37	FFCB 4.875 01/10/2025	20,000,000	81,250	45		81,295
Federal Agencies	3133ENZ37	FFCB 4.875 01/10/2025	10,000,000	40,625	23		40,648
Federal Agencies	3133ENZ37	FFCB 4.875 01/10/2025	20,000,000	81,250	16		81,266
Federal Agencies	313384LJ6	FHDN 0.000 09/06/2023			32,083		32,083
Federal Agencies	3130ATVD6	FHLB 4.875 09/13/2024	50,000,000	203,125	(2,764)		200,361
Federal Agencies	3130ATUQ8	FHLB 4.750 03/08/2024	10,000,000	39,583	(833)		38,750
Federal Agencies	3133EN2L3	FFCB 4.125 05/17/2027	21,000,000	72,188	238		72,425
Federal Agencies	3133EN2L3	FFCB 4.125 05/17/2027	5,000,000	17,188	63		17,251
Federal Agencies	3133EN2L3	FFCB 4.125 05/17/2027	4,650,000	15,984	59		16,043
Federal Agencies	3133EN2L3	FFCB 4.125 05/17/2027	25,000,000	85,938	315		86,253
Federal Agencies	3133ENZ94	FFCB 4.500 11/18/2024	25,000,000	93,750	1,088		94,838
Federal Agencies	3130ATUQ8	FHLB 4.750 03/08/2024	20,000,000	79,167	(50)		79,116
Federal Agencies	3130ATUQ8	FHLB 4.750 03/08/2024	30,000,000	118,750	(113)		118,637
Federal Agencies	3130AU4V3	FHLB 4.800 01/08/2024	11,000,000	44,000	83		44,083
Federal Agencies	3130AU4V3	FHLB 4.800 01/08/2024	25,000,000	100,000	947		100,947
Federal Agencies	3130ATUQ8	FHLB 4.750 03/08/2024	30,000,000	118,750	1,421		120,171
Federal Agencies	3130ATUQ8	FHLB 4.750 03/08/2024	25,000,000	98,958	1,184		100,143
Federal Agencies	3133EN4B3	FFCB 4.250 06/13/2025	15,000,000	53,125	382		53,507
Federal Agencies	3133EN4B3	FFCB 4.250 06/13/2025	15,000,000	53,125	335		53,460
Federal Agencies	3133EN4B3	FFCB 4.250 06/13/2025	15,000,000	53,125	360		53,485
Federal Agencies	3133EN4N7	FFCB 4.250 12/20/2024	25,000,000	88,542	1,867		90,409
Federal Agencies	3133EN4N7	FFCB 4.250 12/20/2024	10,000,000	35,417	702		36,118
Federal Agencies	3133EN4N7	FFCB 4.250 12/20/2024	25,000,000	88,542	1,867		90,409
Federal Agencies	3133EN5E6	FFCB 4.000 12/29/2025	15,000,000	50,000	1,240		51,240
Federal Agencies	3133EN5E6	FFCB 4.000 12/29/2025	25,000,000	83,333	2,087		85,420
Federal Agencies	3133EN5E6	FFCB 4.000 12/29/2025	20,000,000	66,667	1,653		68,320
Federal Agencies	3133EN6A3	FFCB 4.000 01/13/2026	30,000,000	100,000	624		100,624
Federal Agencies	3133EN6A3	FFCB 4.000 01/13/2026	20,000,000	66,667	482		67,148
Federal Agencies	3133EPAG0	FFCB 4.250 02/10/2025	29,875,000	105,807	6,523		112,330
Federal Agencies	3133EPAG0	FFCB 4.250 02/10/2025	10,000,000	35,417	2,167		37,584
Federal Agencies	3130AUTC8	FHLB 4.010 02/06/2026	21,100,000	70,509	3,145		73,654
Federal Agencies	3130AUVZ4	FHLB 4.500 02/13/2025	50,000,000	187,500	3,222		190,722
Federal Agencies	3133EPBF1	FFCB 4.875 08/21/2024	10,000,000	40,625	236		40,861
Federal Agencies	3133EPBF1	FFCB 4.875 08/21/2024	25,000,000	101,563	548		102,111

# Monthly Investment Earnings

## Pooled Fund

<u>Type of Investment</u>	<u>CUSIP</u>	<u>Issuer Name</u>	<u>Par Value</u>	<u>Accrued Interest Earned</u>	<u>(Amortization) / Accretion</u>	<u>Realized Gain/(Loss)</u>	<u>Total Earnings</u>
Federal Agencies	3133EPBF1	FFCB 4.875 08/21/2024	20,000,000	81,250	439		81,689
Federal Agencies	3130AUYG3	FHLB 5.100 02/16/2024	25,000,000	106,250	288		106,538
Federal Agencies	3133EPBJ3	FFCB 4.375 02/23/2026	50,000,000	182,292	2,245		184,536
Federal Agencies	3133EPBJ3	FFCB 4.375 02/23/2026	25,000,000	91,146	1,273		92,419
Federal Agencies	3133EPBJ3	FFCB 4.375 02/23/2026	28,000,000	102,083	1,257		103,340
Federal Agencies	3133EPBM6	FFCB 4.125 08/23/2027	10,000,000	34,375	475		34,850
Federal Agencies	3130AV7L0	FHLB 5.000 02/28/2025	25,000,000	104,167	1,360		105,527
Federal Agencies	3130AV7L0	FHLB 5.000 02/28/2025	35,000,000	145,833	1,904		147,737
Federal Agencies	3133EPDL6	FFCB 4.850 10/01/2025	50,000,000	202,083			202,083
Federal Agencies	3135GAFY2	FNMA 5.320 10/03/2024	50,000,000	221,667			221,667
Federal Agencies	3135GAFY2	FNMA 5.320 10/03/2024	25,000,000	110,833			110,833
Federal Agencies	3135GAFY2	FNMA 5.320 10/03/2024	25,000,000	110,833			110,833
Federal Agencies	3135GAG39	FNMA 5.375 12/30/2024	25,000,000	111,979			111,979
Federal Agencies	3135GAG39	FNMA 5.375 12/30/2024	25,000,000	111,979			111,979
Federal Agencies	3135GAG39	FNMA 5.375 12/30/2024	25,000,000	111,979			111,979
Federal Agencies	3135GAG39	FNMA 5.375 12/30/2024	25,000,000	111,979			111,979
Federal Agencies	313384MV8	FHDN 0.000 10/11/2023	60,000,000		240,000		240,000
Federal Agencies	313384MV8	FHDN 0.000 10/11/2023	40,000,000		160,000		160,000
Federal Agencies	313384MH9	FHDN 0.000 09/29/2023			95,278		95,278
Federal Agencies	313384MH9	FHDN 0.000 09/29/2023			95,278		95,278
Federal Agencies	3133EPHD0	FFCB 4.500 10/28/2024	20,000,000	75,000	1,727		76,727
Federal Agencies	3133EPHD0	FFCB 4.500 10/28/2024	25,000,000	93,750	2,240		95,990
Federal Agencies	313384ST7	FHDN 0.000 02/06/2024	10,650,000		42,600		42,600
Federal Agencies	313384LY3	FHDN 0.000 09/20/2023			128,778		128,778
Federal Agencies	313384NE5	FHDN 0.000 10/20/2023	35,000,000		142,917		142,917
Federal Agencies	313384NE5	FHDN 0.000 10/20/2023	54,113,000		220,961		220,961
Federal Agencies	313384MQ9	FHDN 0.000 10/06/2023	30,000,000		122,500		122,500
Federal Agencies	313384MD8	FHDN 0.000 09/25/2023			81,750		81,750
Federal Agencies	313384MD8	FHDN 0.000 09/25/2023			81,750		81,750
Federal Agencies	313384MQ9	FHDN 0.000 10/06/2023	36,000,000		147,000		147,000
Federal Agencies	313384MV8	FHDN 0.000 10/11/2023	25,000,000		102,500		102,500
Federal Agencies	313384MV8	FHDN 0.000 10/11/2023	25,000,000		102,500		102,500
Federal Agencies	3130ATST5	FHLB 4.375 06/13/2025	10,000,000	36,458	(2,542)		33,916
Federal Agencies	3134GYRY0	FHLMC 5.290 11/02/2026	25,000,000	110,208			110,208
Federal Agencies	3134GYRY0	FHLMC 5.290 11/02/2026	25,000,000	110,208			110,208
Federal Agencies	3134GYRY0	FHLMC 5.290 11/02/2026	25,000,000	110,208			110,208
Federal Agencies	3134GYRY0	FHLMC 5.290 11/02/2026	25,000,000	110,208			110,208
Federal Agencies	3130ATST5	FHLB 4.375 06/13/2025	9,915,000	36,148	(2,381)		33,767
Federal Agencies	3130ATST5	FHLB 4.375 06/13/2025	25,500,000	92,969	(4,884)		88,085
Federal Agencies	3130AVWS7	FHLB 3.750 06/12/2026	17,045,000	53,266	1,422		54,688
Federal Agencies	3130ATST5	FHLB 4.375 06/13/2025	3,000,000	10,938	(481)		10,456
Federal Agencies	3130ATST5	FHLB 4.375 06/13/2025	10,000,000	36,458	(1,414)		35,045
Federal Agencies	3133EPJX4	FFCB 3.625 02/17/2026	30,000,000	90,625	2,815		93,440
Federal Agencies	3133EPJX4	FFCB 3.625 02/17/2026	25,000,000	75,521	2,130		77,651
Federal Agencies	3133EPKA2	FFCB 4.000 08/18/2025	26,500,000	88,333	589		88,923
Federal Agencies	3133EPKA2	FFCB 4.000 08/18/2025	30,000,000	100,000	667		100,667
Federal Agencies	3133EPKA2	FFCB 4.000 08/18/2025	25,000,000	83,333	656		83,989
Federal Agencies	3130AVWS7	FHLB 3.750 06/12/2026	20,000,000	62,500	1,626		64,126
Federal Agencies	3130ATST5	FHLB 4.375 06/13/2025	24,000,000	87,500	(3,144)		84,356

## Monthly Investment Earnings Pooled Fund

<u>Type of Investment</u>	<u>CUSIP</u>	<u>Issuer Name</u>	<u>Par Value</u>	<u>Accrued Interest Earned</u>	<u>(Amortization) / Accretion</u>	<u>Realized Gain/(Loss)</u>	<u>Total Earnings</u>
Federal Agencies	313384LR8	FHDN 0.000 09/13/2023			43,333		43,333
Federal Agencies	3130AWAH3	FHLB 4.000 06/12/2026	15,000,000	50,000	2,728		52,728
Federal Agencies	3130AWAH3	FHLB 4.000 06/12/2026	10,000,000	33,333	1,780		35,114
Federal Agencies	313384NE5	FHDN 0.000 10/20/2023	40,613,000		177,682		177,682
Federal Agencies	3130AWER7	FHLB 4.625 06/06/2025	25,000,000	96,354	859		97,213
Federal Agencies	3130AWER7	FHLB 4.625 06/06/2025	15,000,000	57,813	515		58,328
Federal Agencies	3130AWER7	FHLB 4.625 06/06/2025	52,000,000	200,417	1,786		202,203
Federal Agencies	3130AWER7	FHLB 4.625 06/06/2025	10,000,000	38,542	343		38,885
Federal Agencies	3133EPMU6	FFCB 4.250 06/15/2026	30,000,000	106,250	1,330		107,580
Federal Agencies	3133EPMU6	FFCB 4.250 06/15/2026	20,000,000	70,833	843		71,676
Federal Agencies	3133EPMV4	FFCB 4.125 06/15/2027	28,940,000	99,481	576		100,058
Federal Agencies	3130AWFH8	FHLB 5.510 07/12/2024	50,000,000	229,583			229,583
Federal Agencies	3133EPMU6	FFCB 4.250 06/15/2026	24,700,000	87,479	1,636		89,115
Federal Agencies	313384NX3	FHDN 0.000 11/06/2023	50,000,000		213,958		213,958
Federal Agencies	3133EPNG6	FFCB 4.375 06/23/2026	50,000,000	182,292	725		183,017
Federal Agencies	3133EPNG6	FFCB 4.375 06/23/2026	25,000,000	91,146	363		91,509
Federal Agencies	3133EPNG6	FFCB 4.375 06/23/2026	25,000,000	91,146	363		91,509
Federal Agencies	313384NK1	FHDN 0.000 10/25/2023	43,944,000		188,044		188,044
Federal Agencies	3134GYUV2	FHLMC 5.940 06/29/2027	50,000,000	247,500			247,500
Federal Agencies	3134GYUV2	FHLMC 5.940 06/29/2027	25,000,000	123,750			123,750
Federal Agencies	3134GYUV2	FHLMC 5.940 06/29/2027	25,000,000	123,750			123,750
Federal Agencies	3130AWLZ1	FHLB 4.750 06/12/2026	50,000,000	197,917	4,045		201,962
Federal Agencies	3130AWLY4	FHLB 5.125 06/13/2025	48,150,000	205,641	(4,004)		201,636
Federal Agencies	3130AWLY4	FHLB 5.125 06/13/2025	10,800,000	46,125	(785)		45,340
Federal Agencies	3133EPSK2	FFCB 4.250 08/07/2028	19,500,000	69,063	1,441		70,503
Federal Agencies	3133EPSW6	FFCB 4.500 08/14/2026	50,000,000	187,500	3,148		190,648
Federal Agencies	3134GYYG1	FHLMC 6.000 08/16/2027	25,000,000	125,000			125,000
Federal Agencies	3134GYYG1	FHLMC 6.000 08/16/2027	25,000,000	125,000			125,000
Federal Agencies	3133EPUN3	FFCB 4.500 08/28/2028	10,000,000	37,500	343		37,843
Federal Agencies	3133EPUN3	FFCB 4.500 08/28/2028	25,000,000	93,750	928		94,678
Federal Agencies	3133EPUN3	FFCB 4.500 08/28/2028	15,000,000	56,250	611		56,861
Federal Agencies	3133EPUN3	FFCB 4.500 08/28/2028	33,000,000	123,750	1,561		125,311
Federal Agencies	3133EPVP7	FFCB 4.750 07/08/2026	19,000,000	57,660	338		57,998
Federal Agencies	3133EPVP7	FFCB 4.750 07/08/2026	10,000,000	30,347	185		30,532
Federal Agencies	3133EPVP7	FFCB 4.750 07/08/2026	21,000,000	63,729	383		64,112
Federal Agencies	313384PM5	FHDN 0.000 11/20/2023	10,000,000		36,701		36,701
Federal Agencies	313384PG8	FHDN 0.000 11/15/2023	17,500,000		61,717		61,717
Federal Agencies	3133EPVY8	FFCB 5.000 09/15/2025	8,230,000	18,289	130		18,419
Federal Agencies	3133EPVY8	FFCB 5.000 09/15/2025	15,000,000	33,333	397		33,731
Federal Agencies	3133EPVY8	FFCB 5.000 09/15/2025	20,000,000	44,444	530		44,974
<b>Subtotals</b>			<b>\$ 6,793,813,000</b>	<b>\$ 14,695,696</b>	<b>\$ 2,500,134</b>	<b>\$ -</b>	<b>\$ 17,195,830</b>
Public Time Deposits	PPG62B630	BKSANF 5.460 12/04/2023	\$ 10,000,000	\$ 45,500			\$ 45,500
Public Time Deposits	PPG42YDZ6	BRIDGE 5.370 12/18/2023	10,000,000	44,137			44,137
Public Time Deposits	PPG24NBE1	BKSANF 5.540 01/08/2024	10,000,000	46,167			46,167
Public Time Deposits	PPG250Y96	BRIDGE 5.490 01/16/2024	10,000,000	45,123			45,123
<b>Subtotals</b>			<b>\$ 40,000,000</b>	<b>\$ 180,927</b>	<b>\$ -</b>	<b>\$ -</b>	<b>\$ 180,927</b>

# Monthly Investment Earnings

## Pooled Fund

Type of Investment	CUSIP	Issuer Name	Par Value	Accrued Interest Earned	(Amortization) / Accretion	Realized Gain/(Loss)	Total Earnings
Negotiable CDs	78015JFJ1	RY 4.750 09/20/2023		\$ 125,347			\$ 125,347
Negotiable CDs	06367CXX0	BMOCHG 4.820 09/25/2023		160,667			160,667
Negotiable CDs	78015JH67	RY 4.760 09/25/2023		158,667			158,667
Negotiable CDs	78015JHJ9	RY 4.810 09/22/2023		140,292			140,292
Negotiable CDs	06367CY27	BMOCHG 4.800 09/22/2023		140,000			140,000
Negotiable CDs	06367CYA9	BMOCHG 4.970 10/06/2023	50,000,000	207,083			207,083
Negotiable CDs	89115BC73	TDNY 5.570 10/23/2023	50,000,000	232,083			232,083
Negotiable CDs	78015JMJ3	RY 5.460 10/23/2023	50,000,000	227,500			227,500
Negotiable CDs	89115BJX9	TDNY 5.510 11/20/2023	50,000,000	229,583			229,583
Negotiable CDs	06417MN84	BNSHOU 5.500 11/21/2023	50,000,000	229,167			229,167
Negotiable CDs	78015JPE1	RY 5.370 12/18/2023	50,000,000	223,750			223,750
Negotiable CDs	78015JRE9	RY 4.430 12/29/2023	100,000,000	452,500			452,500
Negotiable CDs	89115BPB0	TDNY 5.430 01/03/2024	50,000,000	226,250			226,250
Negotiable CDs	89115BPF1	TDNY 5.430 01/05/2024	50,000,000	226,250			226,250
Negotiable CDs	13606KRZ1	CIBCNY 5.320 11/06/2023	50,000,000	221,667			221,667
Negotiable CDs	06367D3V5	BMOCHG 5.240 01/12/2024	70,000,000	305,667			305,667
Negotiable CDs	89115BQB9	TDNY 5.240 01/17/2024	50,000,000	218,333			218,333
Negotiable CDs	89115BST8	TDNY 5.210 01/29/2024	100,000,000	434,167			434,167
Negotiable CDs	06417MT47	BNSHOU 5.430 02/09/2024	50,000,000	226,250			226,250
Negotiable CDs	06367D4E2	BMOCHG 5.420 10/24/2023	100,000,000	451,667			451,667
Negotiable CDs	89115BWK2	TDNY 5.580 02/22/2024	50,000,000	232,500			232,500
Negotiable CDs	89115BXF2	TDNY 5.600 03/06/2024	50,000,000	233,333			233,333
Negotiable CDs	89115BY79	TDNY 5.750 01/29/2024	50,000,000	239,583			239,583
Negotiable CDs	06367DAU9	BMOCHG 5.870 06/21/2024	100,000,000	489,167			489,167
Negotiable CDs	89115BNG1	TDNY 5.850 06/05/2024	50,000,000	243,750			243,750
Negotiable CDs	78015JXW2	RY 5.890 06/28/2024	50,000,000	245,417			245,417
Negotiable CDs	06367DAX3	BMOCHG 6.000 07/01/2024	100,000,000	500,000			500,000
Negotiable CDs	89115BRG7	TDNY 6.050 07/01/2024	50,000,000	252,083			252,083
Negotiable CDs	89115BS84	TDNY 5.910 07/01/2024	50,000,000	246,250			246,250
Negotiable CDs	06367DBJ3	BMOCHG 5.890 06/07/2024	50,000,000	245,417			245,417
Negotiable CDs	06367DBR5	BMOCHG 5.930 07/01/2024	50,000,000	247,083			247,083
Negotiable CDs	89115BSQ4	TDNY 5.930 07/01/2024	50,000,000	247,083			247,083
Negotiable CDs	06367DBW4	BMOCHG 5.970 07/29/2024	50,000,000	248,750			248,750
Negotiable CDs	13606KZN9	CIBCNY 5.920 07/29/2024	60,000,000	296,000			296,000
Negotiable CDs	89115BV80	TDNY 5.900 07/03/2024	50,000,000	245,833			245,833
Negotiable CDs	13606KZR0	CIBCNY 5.890 07/01/2024	50,000,000	245,417			245,417
Negotiable CDs	06367DCF0	BMOCHI 6.010 08/14/2024	50,000,000	250,417			250,417
Negotiable CDs	13606KC38	CIBCNY 5.940 09/09/2024	50,000,000	165,000			165,000
Negotiable CDs	78015J5K7	RY 5.900 09/09/2024	60,000,000	186,833			186,833
Negotiable CDs	13606KD78	CIBCNY 5.920 08/12/2024	50,000,000	90,444			90,444
Negotiable CDs	78015J7F8	RY 5.930 08/12/2024	60,000,000	108,717			108,717
Negotiable CDs	78015JAK3	RY 5.960 09/23/2024	60,000,000	89,400			89,400
Negotiable CDs	65603AMM0	NORNY 5.650 01/23/2024	55,000,000	86,319			86,319
Negotiable CDs	06367DD44	BMOCHG 5.970 09/23/2024	50,000,000	74,625			74,625
<b>Subtotals</b>			<b>\$ 2,265,000,000</b>	<b>\$ 10,346,311</b>	<b>\$ -</b>	<b>\$ -</b>	<b>\$ 10,346,311</b>

## Monthly Investment Earnings Pooled Fund

<u>Type of Investment</u>	<u>CUSIP</u>	<u>Issuer Name</u>	<u>Par Value</u>	<u>Accrued Interest Earned</u>	<u>(Amortization) / Accretion</u>	<u>Realized Gain/(Loss)</u>	<u>Total Earnings</u>
Commercial Paper	89233HY65	TOYCC 0.000 11/06/2023	\$ 50,000,000		\$ 228,333		\$ 228,333
Commercial Paper	89233HY81	TOYCC 0.000 11/08/2023	50,000,000		229,583		229,583
Commercial Paper	89233GE36	TOYCC 0.000 05/03/2024	60,000,000		280,000		280,000
Commercial Paper	89233GE69	TOYCC 0.000 05/06/2024	50,000,000		233,333		233,333
Commercial Paper	03785EW59	APPINC 0.000 09/05/2023			6,429		6,429
Commercial Paper	89233HYN8	TOYCC 0.000 11/22/2023	50,000,000		195,000		195,000
Commercial Paper	62479LCR4	MUFGBK 0.000 03/25/2024	60,000,000		94,667		94,667
<b>Subtotals</b>			<b>\$ 320,000,000</b>	<b>\$ -</b>	<b>\$ 1,267,346</b>	<b>\$ -</b>	<b>\$ 1,267,346</b>
Money Market Funds	09248U718	BlackRock Liquidity Funds T-Fund	\$ 12,731,456	\$ 67,262			\$ 67,262
Money Market Funds	31607A703	Fidelity Govt Portfolio	736,042,083	3,003,283			3,003,283
Money Market Funds	608919718	Federated Hermes Govt Obligations Fund	12,020,582	51,452			51,452
Money Market Funds	262006208	Dreyfus Government Cash Management	15,024,916	64,107			64,107
Money Market Funds	85749T517	State Street Institutional U.S. Govt MMF	436,879,454	1,712,054			1,712,054
Money Market Funds	61747C319	Morgan Stanley Institutional Liquidity Fund	689,451,452	2,511,544			2,511,544
<b>Subtotals</b>			<b>\$ 1,902,149,942</b>	<b>\$ 7,409,702</b>	<b>\$ -</b>	<b>\$ -</b>	<b>\$ 7,409,702</b>
Supranationals	4581X0CM8	IADB 2.125 01/15/2025	\$ 100,000,000	\$ 177,083	\$ (125,206)		\$ 51,877
Supranationals	459058JB0	IBRD 0.626 04/22/2025	40,000,000	20,867	(1,885)		18,982
Supranationals	45818WDG8	IADB 0.820 02/27/2026	19,500,000	13,325	(1,037)		12,288
Supranationals	45950VQG4	IFC 0.440 09/23/2024	10,000,000	3,667	2,286		5,953
Supranationals	4581X0DN5	IADB 0.625 07/15/2025	28,900,000	15,052	8,452		23,504
Supranationals	459056HV2	IBRD 1.500 08/28/2024	50,000,000	62,500	(28,667)		33,833
Supranationals	4581X0DZ8	IADB 0.500 09/23/2024	50,000,000	20,833	11,513		32,347
Supranationals	4581X0CC0	IADB 3.000 10/04/2023	25,756,000	64,390	(49,320)		15,070
Supranationals	45906M3B5	IBRD 1.980 06/14/2024	100,000,000	165,000			165,000
Supranationals	4581X0EE4	IADB 3.250 07/01/2024	80,000,000	216,667	328		216,995
Supranationals	45950VRU2	IFC 4.023 01/26/2026	100,000,000	335,250			335,250
Supranationals	45906M4C2	IBRD 5.750 06/15/2026	32,000,000	153,333			153,333
<b>Subtotals</b>			<b>\$ 636,156,000</b>	<b>\$ 1,247,967</b>	<b>\$ (183,535)</b>	<b>\$ -</b>	<b>\$ 1,064,432</b>
<b>Grand Totals</b>			<b>\$15,452,118,942</b>	<b>\$ 36,440,431</b>	<b>\$ 3,901,843</b>	<b>\$ -</b>	<b>\$ 40,342,274</b>

# Investment Transactions

## Pooled Fund

For month ended September 30, 2023

Accounting ID	Transaction Type	Cusip	Description	Price	Settlement Date	Posted Date	Par Value	Principal	Accrued Interest	Total
57734	Buy	89233HYN8	TOYCC 0.000 11/22/2023	\$ 98.83	9/5/23	9/5/23	\$ 50,000,000	\$ 49,415,000	- \$	49,415,000
57738	Buy	313384PM5	FHDN 0.000 11/20/2023	98.90	9/6/23	9/6/23	10,000,000	9,889,896	-	9,889,896
57739	Buy	912797FL6	B 0.000 11/24/2023	98.85	9/7/23	9/7/23	10,000,000	9,885,232	-	9,885,232
57740	Buy	912797FJ1	B 0.000 11/09/2023	99.08	9/7/23	9/7/23	10,000,000	9,907,775	-	9,907,775
57741	Buy	313384PG8	FHDN 0.000 11/15/2023	98.99	9/7/23	9/7/23	17,500,000	17,322,565	-	17,322,565
57735	Buy	3133EPVP7	FFCB 4.750 07/08/2026	99.92	9/8/23	9/8/23	19,000,000	18,984,800	-	18,984,800
57736	Buy	3133EPVP7	FFCB 4.750 07/08/2026	99.92	9/8/23	9/8/23	10,000,000	9,991,700	-	9,991,700
57737	Buy	3133EPVP7	FFCB 4.750 07/08/2026	99.92	9/8/23	9/8/23	21,000,000	20,982,780	-	20,982,780
57742	Buy	13606KC38	CIBCNY 5.940 09/09/2024	100.00	9/11/23	9/11/23	50,000,000	50,000,000	-	50,000,000
57746	Buy	78015J5K9	RY 5.900 09/09/2024	100.00	9/12/23	9/12/23	60,000,000	60,000,000	-	60,000,000
57743	Buy	3133EPVY8	FFCB 5.000 09/15/2025	99.93	9/15/23	9/15/23	8,230,000	8,224,074	-	8,224,074
57744	Buy	3133EPVY8	FFCB 5.000 09/15/2025	99.88	9/15/23	9/15/23	15,000,000	14,981,850	-	14,981,850
57745	Buy	3133EPVY8	FFCB 5.000 09/15/2025	99.88	9/15/23	9/15/23	20,000,000	19,975,800	-	19,975,800
57747	Buy	13606KD78	CIBCNY 5.920 08/12/2024	100.00	9/20/23	9/20/23	50,000,000	50,000,000	-	50,000,000
57748	Buy	78015J7F8	RY 5.930 08/12/2024	100.00	9/20/23	9/20/23	60,000,000	60,000,000	-	60,000,000
57749	Buy	62479LCR4	MUFGBK 0.000 03/25/2024	97.07	9/21/23	9/21/23	60,000,000	58,239,200	-	58,239,200
57751	Buy	65603AMM0	NORNY 5.650 01/23/2024	100.00	9/21/23	9/21/23	55,000,000	55,000,000	-	55,000,000
57750	Buy	78015JAK3	RY 5.960 09/23/2024	100.00	9/22/23	9/22/23	60,000,000	60,000,000	-	60,000,000
57752	Buy	06367DD44	BMOCHG 5.970 09/23/2024	100.00	9/22/23	9/22/23	50,000,000	50,000,000	-	50,000,000
<b>Activity Total</b>				<b>\$ 99.54</b>			<b>\$ 635,730,000</b>	<b>\$ -</b>	<b>\$ -</b>	<b>632,800,671</b>
57721	Maturity	03785EW59	APPINC 0.000 09/05/2023	\$ 100.00	9/5/23	9/5/23	\$ 11,000,000.00	\$ 11,000,000.00	- \$	11,000,000.00
47503	Maturity	313384LJ6	FHDN 0.000 09/06/2023	100.00	9/6/23	9/6/23	50,000,000	50,000,000	-	50,000,000
47255	Maturity	3130AJXD6	FHLB 0.125 09/08/2023	100.00	9/8/23	9/8/23	20,975,000	20,975,000	-	20,975,000
47418	Maturity	313383YJ4	FHLB 3.375 09/08/2023	100.00	9/8/23	9/8/23	25,000,000	25,000,000	-	25,000,000
47419	Maturity	313383YJ4	FHLB 3.375 09/08/2023	100.00	9/8/23	9/8/23	25,000,000	25,000,000	-	25,000,000
47420	Maturity	313383YJ4	FHLB 3.375 09/08/2023	100.00	9/8/23	9/8/23	40,000,000	40,000,000	-	40,000,000
47250	Maturity	3135G0U43	FNMA 2.875 09/12/2023	100.00	9/12/23	9/12/23	29,648,000	29,648,000	-	29,648,000
57670	Maturity	313384LR8	FHDN 0.000 09/13/2023	100.00	9/13/23	9/13/23	25,000,000	25,000,000	-	25,000,000
47123	Maturity	91282CAK7	T 0.125 09/15/2023	100.00	9/15/23	9/15/23	50,000,000	50,000,000	-	50,000,000
57633	Maturity	313384LY3	FHDN 0.000 09/20/2023	100.00	9/20/23	9/20/23	50,000,000	50,000,000	-	50,000,000
47461	Maturity	78015JFJ1	RY 4.750 09/20/2023	100.00	9/20/23	9/20/23	50,000,000	50,000,000	-	50,000,000
47472	Maturity	06367CY27	BMOCHG 4.800 09/22/2023	100.00	9/22/23	9/22/23	50,000,000	50,000,000	-	50,000,000
47470	Maturity	78015JHJ9	RY 4.810 09/22/2023	100.00	9/22/23	9/22/23	50,000,000	50,000,000	-	50,000,000
47468	Maturity	06367CXX0	BMOCHG 4.820 09/25/2023	100.00	9/25/23	9/25/23	50,000,000	50,000,000	-	50,000,000
57638	Maturity	313384MD8	FHDN 0.000 09/25/2023	100.00	9/25/23	9/25/23	25,000,000	25,000,000	-	25,000,000
57639	Maturity	313384MD8	FHDN 0.000 09/25/2023	100.00	9/25/23	9/25/23	25,000,000	25,000,000	-	25,000,000
47469	Maturity	78015JH67	RY 4.760 09/25/2023	100.00	9/25/23	9/25/23	50,000,000	50,000,000	-	50,000,000
47164	Maturity	3133EM6N7	FFCB 0.170 09/27/2023	100.00	9/27/23	9/27/23	50,000,000	50,000,000	-	50,000,000
57628	Maturity	313384MH9	FHDN 0.000 09/29/2023	100.00	9/29/23	9/29/23	25,000,000	25,000,000	-	25,000,000
57629	Maturity	313384MH9	FHDN 0.000 09/29/2023	100.00	9/29/23	9/29/23	25,000,000	25,000,000	-	25,000,000
<b>Activity Total</b>				<b>\$ 100.00</b>			<b>\$ 726,623,000</b>	<b>\$ -</b>	<b>\$ -</b>	<b>726,623,000</b>

# Interest Received

## Pooled Fund

For month ended September 30, 2023

Accounting ID	Transaction Type	Cusip	Description	Date Posted	Interest Received	Purchased Interest Adjustment	Net Interest
46468	Interest Income	3133ELQY3	FFCB 1.210 03/03/2025	9/5/2023	\$ 96,800	\$	96,800
47168	Interest Income	3130AP6T7	FHLB 1.075 09/03/2026	9/5/2023	134,375		134,375
47169	Interest Income	3130AP6T7	FHLB 1.075 09/03/2026	9/5/2023	134,375		134,375
47170	Interest Income	3130AP6T7	FHLB 1.075 09/03/2026	9/5/2023	134,375		134,375
47171	Interest Income	3130AP6T7	FHLB 1.075 09/03/2026	9/5/2023	134,375		134,375
46467	Interest Income	3133ELQY3	FFCB 1.210 03/03/2025	9/5/2023	145,200		145,200
57523	Interest Income	3130ATUQ8	FHLB 4.750 03/08/2024	9/8/2023	475,000		475,000
57524	Interest Income	3130ATUQ8	FHLB 4.750 03/08/2024	9/8/2023	712,500		712,500
57537	Interest Income	3130ATUQ8	FHLB 4.750 03/08/2024	9/8/2023	712,500		712,500
57538	Interest Income	3130ATUQ8	FHLB 4.750 03/08/2024	9/8/2023	593,750		593,750
47255	Interest Income	3130AJXD6	FHLB 0.125 09/08/2023	9/8/2023	13,109		13,109
47314	Interest Income	3130ARB59	FHLB 2.350 03/08/2027	9/8/2023	293,750		293,750
47315	Interest Income	3130ARB59	FHLB 2.350 03/08/2027	9/8/2023	293,750		293,750
47316	Interest Income	3130ARB59	FHLB 2.350 03/08/2027	9/8/2023	293,750		293,750
47317	Interest Income	3130ARB59	FHLB 2.350 03/08/2027	9/8/2023	293,750		293,750
47418	Interest Income	313383YJ4	FHLB 3.375 09/08/2023	9/8/2023	421,875		421,875
47419	Interest Income	313383YJ4	FHLB 3.375 09/08/2023	9/8/2023	421,875		421,875
47420	Interest Income	313383YJ4	FHLB 3.375 09/08/2023	9/8/2023	675,000		675,000
57507	Interest Income	3130ATUQ8	FHLB 4.750 03/08/2024	9/8/2023	237,500		237,500
47321	Interest Income	3133ENRD4	FFCB 1.680 03/10/2027	9/11/2023	408,013		408,013
47196	Interest Income	3130A8ZQ9	FHLB 1.750 09/12/2025	9/12/2023	90,081		90,081
47250	Interest Income	3135G0U43	FNMA 2.875 09/12/2023	9/12/2023	426,190		426,190
47160	Interest Income	3130ANTG5	FHLB 1.050 08/10/2026	9/13/2023	131,250		131,250
47161	Interest Income	3130ANTG5	FHLB 1.050 08/10/2026	9/13/2023	131,250		131,250
47162	Interest Income	3130ANTG5	FHLB 1.050 08/10/2026	9/13/2023	131,250		131,250
47163	Interest Income	3130ANTG5	FHLB 1.050 08/10/2026	9/13/2023	131,250		131,250
47504	Interest Income	3130ATVD6	FHLB 4.875 09/13/2024	9/13/2023	1,218,750		1,218,750
47123	Interest Income	91282CAK7	T 0.125 09/15/2023	9/15/2023	31,250		31,250
47313	Interest Income	91282CBR1	T 0.250 03/15/2024	9/15/2023	62,500		62,500
47483	Interest Income	91282CFK2	T 3.500 09/15/2025	9/15/2023	875,000		875,000
46973	Interest Income	3133EMTW2	FFCB 0.300 03/18/2024	9/18/2023	75,000		75,000
46974	Interest Income	3133EMTW2	FFCB 0.300 03/18/2024	9/18/2023	75,000		75,000
47461	Interest Income	78015JFJ1	RY 4.750 09/20/2023	9/20/2023	2,407,986		2,407,986
47470	Interest Income	78015JHJ9	RY 4.810 09/22/2023	9/22/2023	2,384,958		2,384,958
47472	Interest Income	06367CY27	BMOCHG 4.800 09/22/2023	9/22/2023	2,360,000		2,360,000
46954	Interest Income	3137EAEX3	FHLMC 0.375 09/23/2025	9/25/2023	42,375		42,375
47151	Interest Income	3133EM5X6	FFCB 0.430 09/23/2024	9/25/2023	53,750		53,750
47152	Interest Income	3133EM5X6	FFCB 0.430 09/23/2024	9/25/2023	107,500		107,500
47153	Interest Income	3133EM5X6	FFCB 0.430 09/23/2024	9/25/2023	107,500		107,500
47179	Interest Income	45950VQG4	IFC 0.440 09/23/2024	9/25/2023	22,000		22,000
47197	Interest Income	4581X0DZ8	IADB 0.500 09/23/2024	9/25/2023	125,000		125,000
47468	Interest Income	06367CXX0	BMOCHG 4.820 09/25/2023	9/25/2023	2,423,389		2,423,389
47469	Interest Income	78015JH67	RY 4.760 09/25/2023	9/25/2023	2,393,222		2,393,222
47465	Interest Income	3133ENP79	FFCB 4.250 09/26/2024	9/26/2023	1,062,500		1,062,500
47164	Interest Income	3133EM6N7	FFCB 0.170 09/27/2023	9/27/2023	42,500		42,500
<b>Activity Total</b>					<b>\$ 23,537,074</b>	<b>\$</b>	<b>23,537,074</b>



# Money Market Fund Activity

## Pooled Fund

For month ended September 30, 2023

Ticker	Description	Activity Date	Transaction Type	Transaction Amount
TSTXX	BlackRock Liquidity Funds T-Fund	9/1/23	Interest Received	\$ 91,472
TSTXX	BlackRock Liquidity Funds T-Fund	9/12/23	Withdrawal	(8,000,000)
<b>Activity Total</b>				<b>\$ 91,472</b>
FRGXX	Fidelity Govt Portfolio	9/1/23	Deposit	\$ 15,000,000
FRGXX	Fidelity Govt Portfolio	9/6/23	Deposit	42,000,000
FRGXX	Fidelity Govt Portfolio	9/8/23	Deposit	138,000,000
FRGXX	Fidelity Govt Portfolio	9/29/23	Interest Received	3,003,283
<b>Activity Total</b>				<b>\$ 198,003,283</b>
GOFXX	Federated Hermes Govt Obligations Fund	9/29/23	Interest Received	\$ 51,452
<b>Activity Total</b>				<b>\$ 51,452</b>
DGCXX	Dreyfus Government Cash Management	9/29/23	Interest Received	\$ 64,107
<b>Activity Total</b>				<b>\$ 64,107</b>
OPGXX	State Street Institutional U.S. Govt MMF	9/11/23	Withdrawal	\$ (130,000,000)
OPGXX	State Street Institutional U.S. Govt MMF	9/13/23	Withdrawal	(43,000,000)
OPGXX	State Street Institutional U.S. Govt MMF	9/20/23	Withdrawal	(25,000,000)
OPGXX	State Street Institutional U.S. Govt MMF	9/21/23	Withdrawal	(100,000,000)
OPGXX	State Street Institutional U.S. Govt MMF	9/22/23	Withdrawal	(48,000,000)
OPGXX	State Street Institutional U.S. Govt MMF	9/27/23	Deposit	65,000,000
OPGXX	State Street Institutional U.S. Govt MMF	9/29/23	Deposit	170,000,000
OPGXX	State Street Institutional U.S. Govt MMF	9/29/23	Interest Received	1,712,054
<b>Activity Total</b>				<b>\$ (109,287,946)</b>
IMPXX	Morgan Stanley Institutional Liquidity Fund	9/5/23	Withdrawal	\$ (30,000,000)
IMPXX	Morgan Stanley Institutional Liquidity Fund	9/7/23	Withdrawal	(50,000,000)
IMPXX	Morgan Stanley Institutional Liquidity Fund	9/14/23	Deposit	40,000,000
IMPXX	Morgan Stanley Institutional Liquidity Fund	9/18/23	Deposit	30,000,000
IMPXX	Morgan Stanley Institutional Liquidity Fund	9/19/23	Deposit	130,000,000
IMPXX	Morgan Stanley Institutional Liquidity Fund	9/25/23	Deposit	50,000,000
IMPXX	Morgan Stanley Institutional Liquidity Fund	9/26/23	Withdrawal	(50,000,000)
IMPXX	Morgan Stanley Institutional Liquidity Fund	9/27/23	Deposit	10,000,000
IMPXX	Morgan Stanley Institutional Liquidity Fund	9/29/23	Interest Received	2,511,544
<b>Activity Total</b>				<b>\$ 132,511,544</b>