

**Office of the Treasurer & Tax Collector
City and County of San Francisco**



José Cisneros, Treasurer

Tajel Shah, Chief Assistant Treasurer
Hubert R White, III CFA, CTP, Chief Investment Officer

Investment Report for the month of October 2023

November 15, 2023

**The Honorable London N. Breed
Mayor of San Francisco
City Hall, Room 200
1 Dr. Carlton B. Goodlett Place
San Francisco, CA 94102-4638**

**The Honorable Board of Supervisors
City and County of San Francisco
City Hall, Room 244
1 Dr. Carlton B. Goodlett Place
San Francisco, CA 94102-4638**

Colleagues,

In accordance with the provisions of California State Government Code, Section 53646, we forward this report detailing the City's pooled fund portfolio as of October 31, 2023. These investments provide sufficient liquidity to meet expenditure requirements for the next six months and are in compliance with our statement of investment policy and California Code.

This correspondence and its attachments show the investment activity for the month of October 2023 for the portfolios under the Treasurer's management. All pricing and valuation data is obtained from Interactive Data Corporation.

CCSF Pooled Fund Investment Earnings Statistics *

<i>(in \$ million)</i>	Current Month		Prior Month	
	Fiscal YTD	October 2023	Fiscal YTD	September 2023
Average Daily Balance	\$ 15,394	\$ 15,197	\$ 15,462	\$ 15,364
Net Earnings	161.94	41.21	120.73	40.34
Earned Income Return	3.13%	3.20%	3.11%	3.20%

CCSF Pooled Fund Statistics *

<i>(in \$ million)</i>	% of Portfolio	Book Value	Market Value	Wtd. Avg. Coupon	Wtd. Avg. YTM	WAM
U.S. Treasuries	21.84%	\$ 3,440.5	\$ 3,218.1	0.92%	0.96%	615
Federal Agencies	44.08%	6,716.8	6,494.2	2.85%	2.99%	618
Public Time Deposits	0.27%	40.0	40.0	5.47%	5.47%	57
Negotiable CDs	15.71%	2,315.0	2,314.5	5.73%	5.73%	193
Commercial Paper	4.40%	648.7	648.9	0.00%	5.67%	109
Money Market Funds	9.70%	1,429.9	1,429.9	5.28%	5.28%	1
Supranationals	4.00%	612.3	588.9	2.35%	2.08%	475
Totals	100.0%	\$ 15,203.1	\$ 14,734.4	2.98%	3.29%	466

In the remainder of this report, we provide additional information and analytics at the security-level and portfolio-level, as recommended by the California Debt and Investment Advisory Commission.

Respectfully,

**José Cisneros
Treasurer**

cc: Treasury Oversight Committee: Aimee Brown, Kevin Kone, Brenda Kwee McNulty
Ben Rosenfield - Controller, Office of the Controller
Mark de la Rosa - Director of Audits, Office of the Controller
Mayor's Office of Public Policy and Finance
San Francisco County Transportation Authority
San Francisco Public Library
San Francisco Health Service System

Portfolio Summary

Pooled Fund

As of October 31, 2023

<i>(in \$ million)</i>							
Security Type	Par Value	Book Value	Market Value	Market/Book Price	Current % Allocation	Max. Policy Allocation	Compliant?
U.S. Treasuries	\$ 3,445.0	\$ 3,440.5	\$ 3,218.1	93.53	22.63%	100%	Yes
Federal Agencies	6,722.7	6,716.8	6,494.2	96.69	44.18%	100%	Yes
State & Local Government							
Agency Obligations	-	-	-	-	0.00%	20%	Yes
Public Time Deposits	40.0	40.0	40.0	100.00	0.26%	100%	Yes
Negotiable CDs	2,315.0	2,315.0	2,314.5	99.98	15.23%	30%	Yes
Bankers Acceptances	-	-	-	-	0.00%	40%	Yes
Commercial Paper	660.0	648.7	648.9	100.03	4.27%	25%	Yes
Medium Term Notes	-	-	-	-	0.00%	30%	Yes
Repurchase Agreements	-	-	-	-	0.00%	10%	Yes
Reverse Repurchase/ Securities Lending Agreements	-	-	-	-	0.00%	\$75mm	Yes
Money Market Funds - Government	1,429.9	1,429.9	1,429.9	100.00	9.41%	20%	Yes
LAIF	-	-	-	-	0.00%	\$50mm	Yes
Supranationals	610.4	612.3	588.9	96.18	4.03%	30%	Yes
TOTAL	\$ 15,222.9	\$ 15,203.1	\$ 14,734.4	96.92	100.00%	-	Yes

The City and County of San Francisco uses the following methodology to determine compliance: Compliance is pre-trade and calculated on a book value basis of the overall portfolio value. Cash balances are included in the City's compliance calculations.

Please note the information in this report does not include cash balances. Due to fluctuations in the market value of the securities held in the Pooled Fund and changes in the City's cash position, the allocation limits may be exceeded on a post-trade compliance basis. In these instances, no compliance violation has occurred, as the policy limits were not exceeded prior to trade execution. The full Investment Policy can be found at <https://sftreasurer.org/banking-investments/investments>

Totals may not add due to rounding.

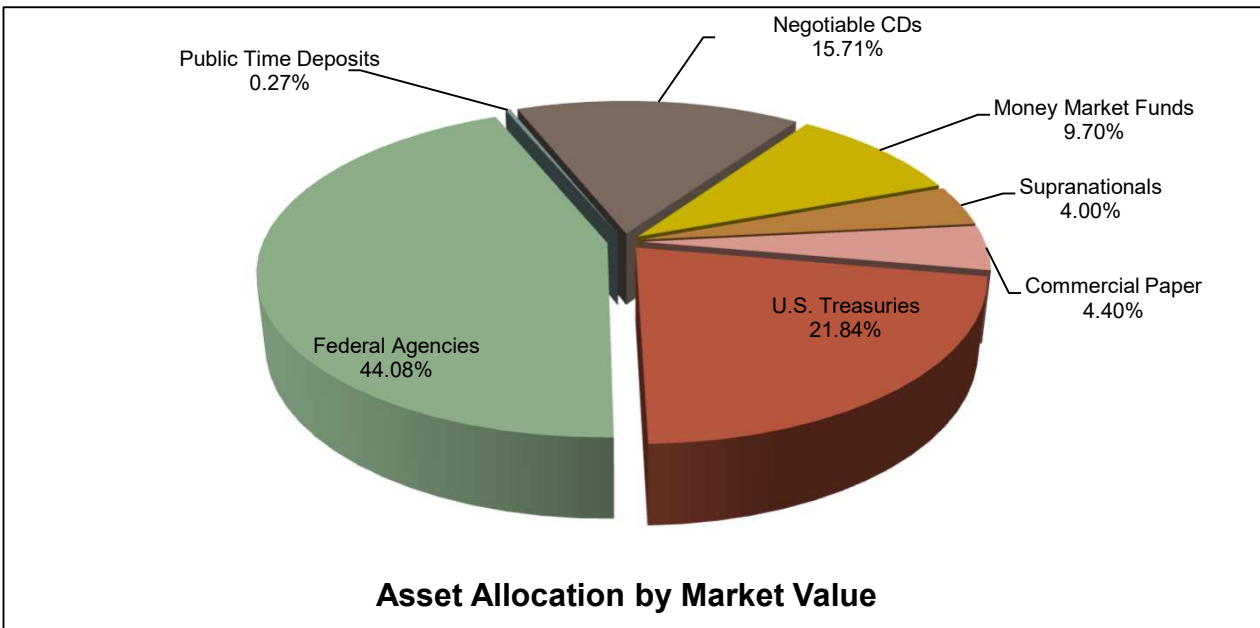
City and County of San Francisco

Pooled Fund Portfolio Statistics

For the month ended October 31, 2023

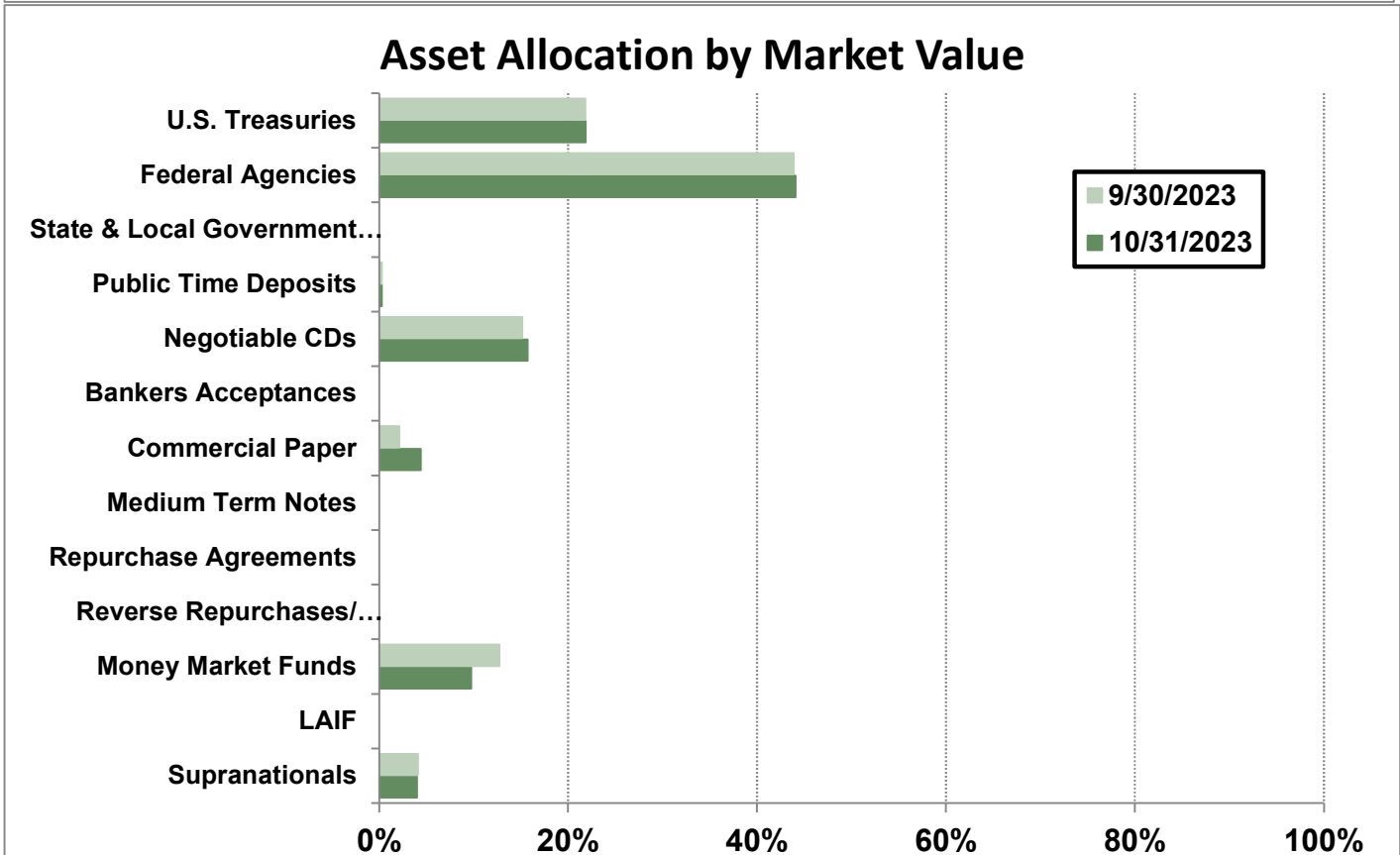
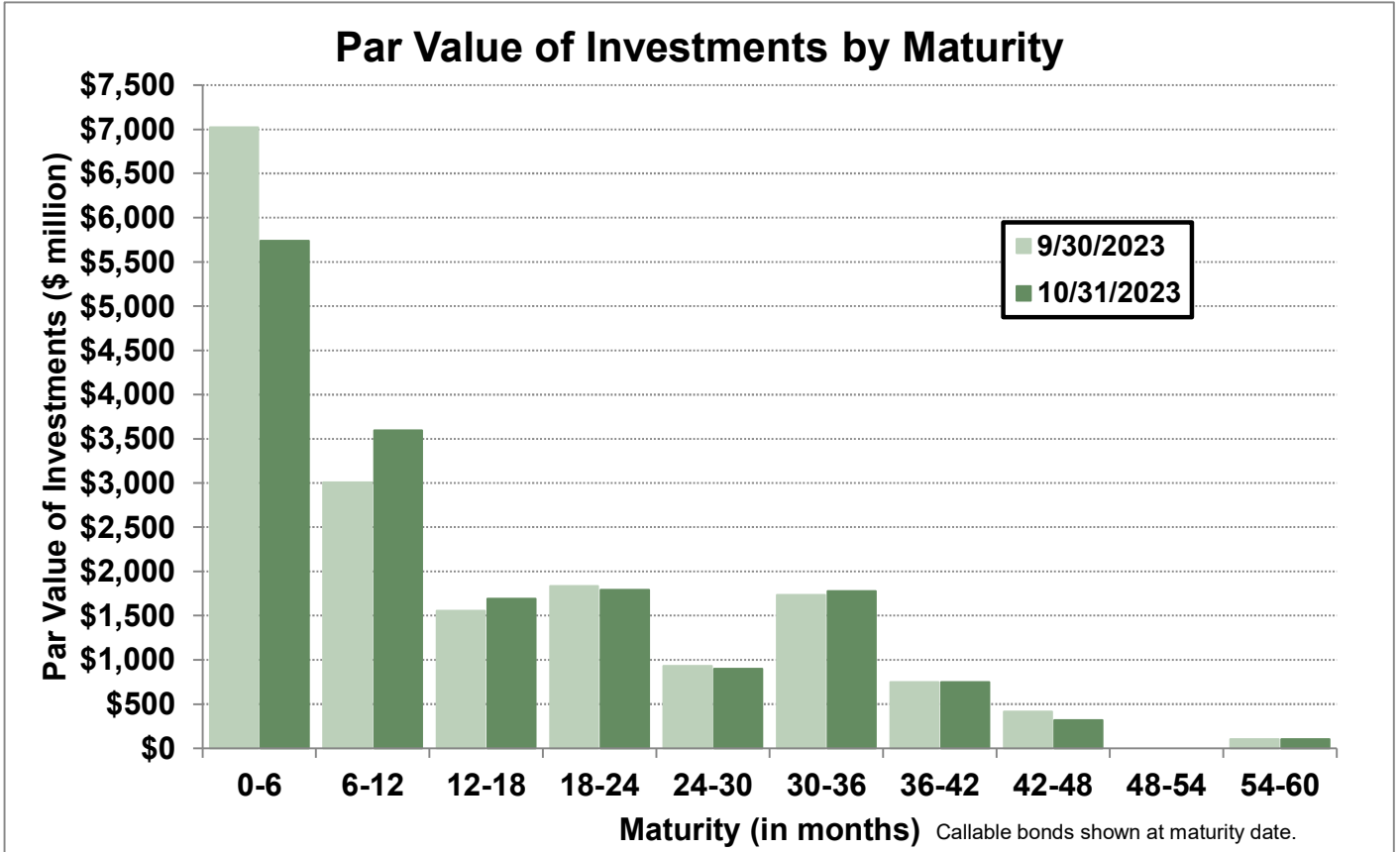
Average Daily Balance	\$15,196,720,280
Net Earnings	\$41,213,617
Earned Income Return	3.20%
Weighted Average Maturity	466 days

Investment Type	(\$ million)	Par Value	Book Value	Market Value
U.S. Treasuries		\$ 3,445.0	\$ 3,440.5	\$ 3,218.1
Federal Agencies		6,722.7	6,716.8	6,494.2
Public Time Deposits		40.0	40.0	40.0
Negotiable CDs		2,315.0	2,315.0	2,314.5
Commercial Paper		660.0	648.7	648.9
Money Market Funds		1,429.9	1,429.9	1,429.9
Supranationals		610.4	612.3	588.9
Total		\$ 15,222.9	\$ 15,203.1	\$ 14,734.4

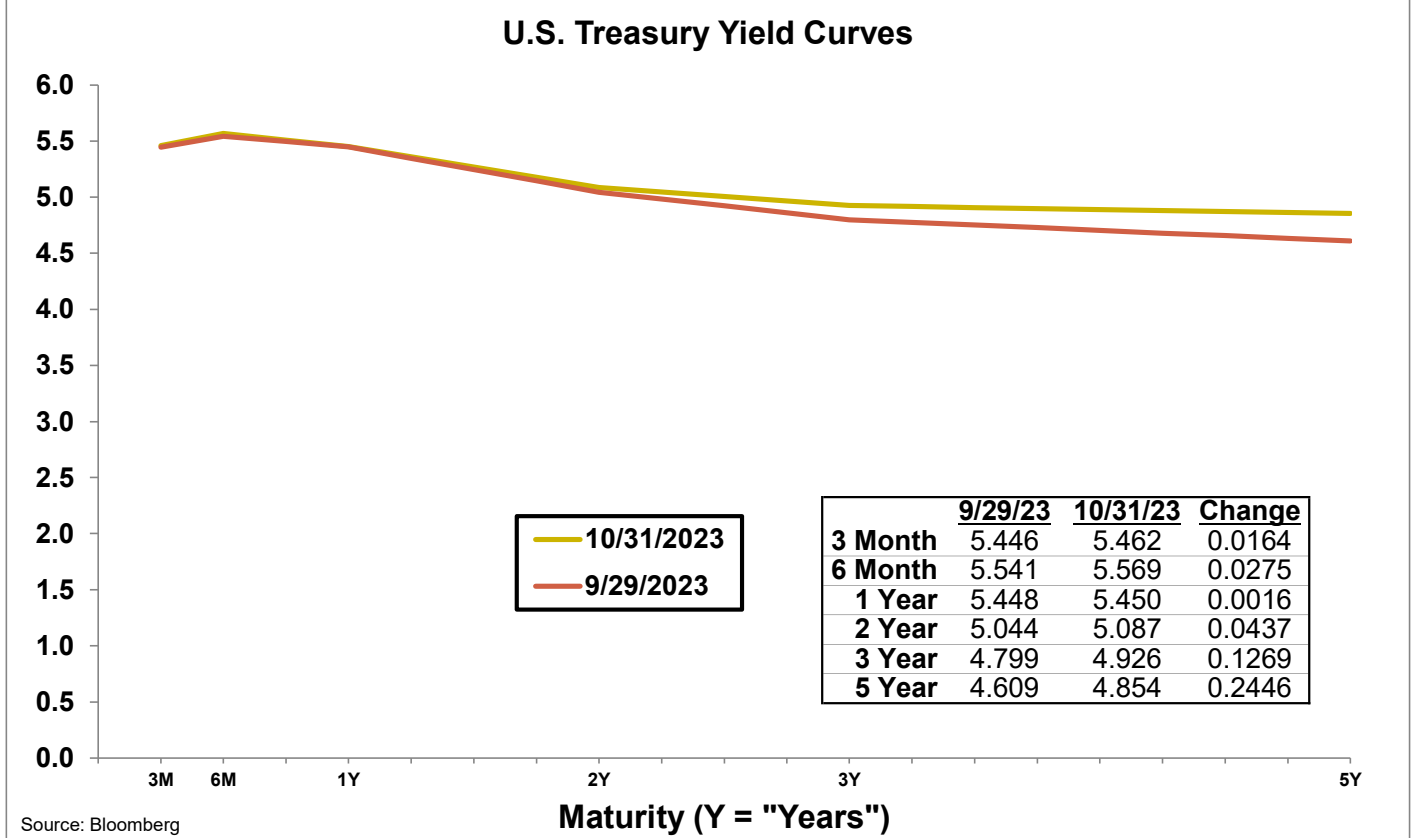
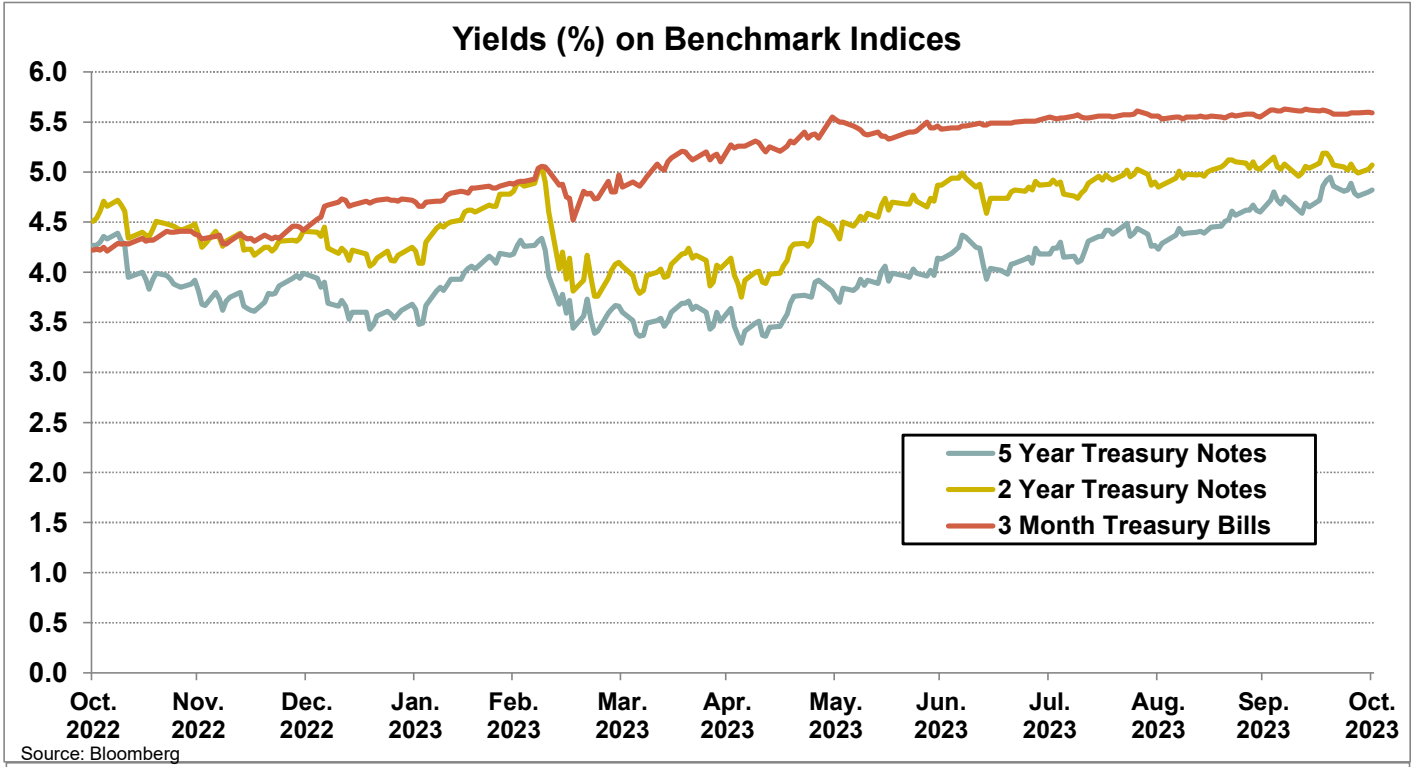


Portfolio Analysis

Pooled Fund



Yield Curves



Investment Inventory

Pooled Fund

As of October 31, 2023

Type of Investment	CUSIP	Issuer Name	Maturity		Coupon	Par Value	Original Cost	Amortized	
			Settle Date	Date				Book Value	Market Value
U.S. Treasuries	912797FJ1	U.S. Treasury Bill	9/7/2023	11/9/2023	0.00	\$ 10,000,000	\$ 9,907,775	\$ 9,986,825	\$ 9,988,300
U.S. Treasuries	912828WE6	U.S. Treasury Note	12/17/2019	11/15/2023	2.75	50,000,000	51,960,938	50,020,584	49,949,500
U.S. Treasuries	912797FL6	U.S. Treasury Bill	9/7/2023	11/24/2023	0.00	10,000,000	9,885,232	9,964,687	9,966,200
U.S. Treasuries	91282CBA8	U.S. Treasury Note	3/19/2021	12/15/2023	0.13	50,000,000	49,767,578	49,989,551	49,683,500
U.S. Treasuries	91282CBA8	U.S. Treasury Note	12/9/2021	12/15/2023	0.13	50,000,000	49,402,344	49,963,459	49,683,500
U.S. Treasuries	91282CBA8	U.S. Treasury Note	12/15/2021	12/15/2023	0.13	50,000,000	49,443,359	49,965,687	49,683,500
U.S. Treasuries	9128285Z9	U.S. Treasury Note	10/4/2021	1/31/2024	2.50	50,000,000	52,511,719	50,272,177	49,638,500
U.S. Treasuries	91282CDV0	U.S. Treasury Note	2/23/2022	1/31/2024	0.88	50,000,000	49,390,625	49,920,704	49,443,500
U.S. Treasuries	91282CDV0	U.S. Treasury Note	4/11/2022	1/31/2024	0.88	50,000,000	48,605,469	49,805,611	49,443,500
U.S. Treasuries	912828B66	U.S. Treasury Note	4/11/2022	2/15/2024	2.75	50,000,000	50,250,000	50,039,630	49,611,500
U.S. Treasuries	91282CBR1	U.S. Treasury Note	3/8/2022	3/15/2024	0.25	50,000,000	48,708,984	49,762,089	49,051,000
U.S. Treasuries	91282CCC3	U.S. Treasury Note	7/2/2021	5/15/2024	0.25	50,000,000	49,718,750	49,947,131	48,617,000
U.S. Treasuries	912828XT2	U.S. Treasury Note	7/6/2021	5/31/2024	2.00	50,000,000	52,263,672	50,454,870	49,004,000
U.S. Treasuries	91282CCL3	U.S. Treasury Note	8/6/2021	7/15/2024	0.38	50,000,000	49,998,047	49,998,531	48,246,000
U.S. Treasuries	91282CCL3	U.S. Treasury Note	8/9/2021	7/15/2024	0.38	50,000,000	49,960,938	49,990,590	48,246,000
U.S. Treasuries	91282CCL3	U.S. Treasury Note	4/12/2022	7/15/2024	0.38	50,000,000	47,572,266	49,240,781	48,246,000
U.S. Treasuries	912828Y87	U.S. Treasury Note	3/30/2021	7/31/2024	1.75	50,000,000	52,210,938	50,496,962	48,631,000
U.S. Treasuries	91282CCT6	U.S. Treasury Note	8/25/2021	8/15/2024	0.38	50,000,000	49,898,438	49,972,973	48,041,000
U.S. Treasuries	912828YM6	U.S. Treasury Note	4/15/2021	10/31/2024	1.50	50,000,000	51,746,094	50,493,491	48,094,000
U.S. Treasuries	912828G38	U.S. Treasury Note	3/9/2021	11/15/2024	2.25	50,000,000	53,160,156	50,893,853	48,398,500
U.S. Treasuries	912828G38	U.S. Treasury Note	3/12/2021	11/15/2024	2.25	50,000,000	53,228,516	50,915,227	48,398,500
U.S. Treasuries	912828YY0	U.S. Treasury Note	3/15/2021	12/31/2024	1.75	50,000,000	52,226,563	50,685,467	47,969,000
U.S. Treasuries	912828Z52	U.S. Treasury Note	3/30/2021	1/31/2025	1.38	50,000,000	51,515,625	50,494,766	47,627,000
U.S. Treasuries	912828Z52	U.S. Treasury Note	4/15/2021	1/31/2025	1.38	50,000,000	51,507,813	50,497,893	47,627,000
U.S. Treasuries	912828ZC7	U.S. Treasury Note	3/15/2021	2/28/2025	1.13	50,000,000	51,011,719	50,340,038	47,332,000
U.S. Treasuries	912828ZC7	U.S. Treasury Note	3/31/2021	2/28/2025	1.13	50,000,000	50,998,047	50,332,196	47,332,000
U.S. Treasuries	912828ZF0	U.S. Treasury Note	4/15/2021	3/31/2025	0.50	50,000,000	49,779,297	49,921,090	46,773,500
U.S. Treasuries	912828ZF0	U.S. Treasury Note	4/19/2021	3/31/2025	0.50	50,000,000	49,839,844	49,942,579	46,773,500
U.S. Treasuries	912828ZL7	U.S. Treasury Note	5/18/2021	4/30/2025	0.38	50,000,000	49,615,234	49,854,146	46,531,500
U.S. Treasuries	912828XB1	U.S. Treasury Note	9/2/2021	5/15/2025	2.13	50,000,000	52,849,609	51,185,404	47,728,500
U.S. Treasuries	912828ZW3	U.S. Treasury Note	3/8/2021	6/30/2025	0.25	50,000,000	49,140,625	49,668,254	46,111,500
U.S. Treasuries	912828ZW3	U.S. Treasury Note	3/9/2021	6/30/2025	0.25	50,000,000	49,042,969	49,630,321	46,111,500
U.S. Treasuries	912828ZW3	U.S. Treasury Note	5/12/2021	6/30/2025	0.25	50,000,000	49,281,250	49,710,596	46,111,500
U.S. Treasuries	912828ZW3	U.S. Treasury Note	5/13/2021	6/30/2025	0.25	50,000,000	49,183,594	49,671,057	46,111,500
U.S. Treasuries	912828ZW3	U.S. Treasury Note	5/18/2021	6/30/2025	0.25	50,000,000	49,253,906	49,698,388	46,111,500
U.S. Treasuries	912828ZW3	U.S. Treasury Note	7/12/2021	6/30/2025	0.25	50,000,000	49,310,547	49,710,706	46,111,500
U.S. Treasuries	912828ZW3	U.S. Treasury Note	8/5/2021	6/30/2025	0.25	50,000,000	49,500,000	49,786,667	46,111,500
U.S. Treasuries	912828ZW3	U.S. Treasury Note	8/6/2021	6/30/2025	0.25	50,000,000	49,406,250	49,746,489	46,111,500
U.S. Treasuries	912828ZW3	U.S. Treasury Note	12/7/2021	6/30/2025	0.25	50,000,000	48,628,906	49,359,243	46,111,500
U.S. Treasuries	91282CAB7	U.S. Treasury Note	8/5/2021	7/31/2025	0.25	50,000,000	49,458,984	49,762,563	45,939,500
U.S. Treasuries	91282CAB7	U.S. Treasury Note	8/6/2021	7/31/2025	0.25	50,000,000	49,363,281	49,720,369	45,939,500
U.S. Treasuries	91282CFK2	U.S. Treasury Note	10/7/2022	9/15/2025	3.50	50,000,000	48,968,750	49,342,266	48,556,500
U.S. Treasuries	91282CAM3	U.S. Treasury Note	5/12/2021	9/30/2025	0.25	50,000,000	49,109,375	49,610,838	45,635,000
U.S. Treasuries	91282CAM3	U.S. Treasury Note	7/26/2021	9/30/2025	0.25	50,000,000	49,281,250	49,670,514	45,635,000
U.S. Treasuries	91282CAT8	U.S. Treasury Note	2/25/2021	10/31/2025	0.25	50,000,000	49,298,828	49,700,084	45,459,000
U.S. Treasuries	91282CAT8	U.S. Treasury Note	3/2/2021	10/31/2025	0.25	50,000,000	49,078,125	49,604,524	45,459,000
U.S. Treasuries	91282CAT8	U.S. Treasury Note	3/4/2021	10/31/2025	0.25	50,000,000	49,048,828	49,591,477	45,459,000
U.S. Treasuries	91282CBC4	U.S. Treasury Note	2/25/2021	12/31/2025	0.38	50,000,000	49,455,078	49,756,171	45,301,000
U.S. Treasuries	91282CBC4	U.S. Treasury Note	2/26/2021	12/31/2025	0.38	50,000,000	49,271,484	49,673,836	45,301,000

Investment Inventory

Pooled Fund

Type of Investment	CUSIP	Issuer Name	Settle Date	Maturity		Coupon	Par Value	Original Cost	Amortized	
				Date					Book Value	Market Value
U.S. Treasuries	91282CBW0	U.S. Treasury Note	6/28/2021	4/30/2026		0.75	50,000,000	49,662,109	49,825,605	45,113,500
U.S. Treasuries	91282CBW0	U.S. Treasury Note	7/2/2021	4/30/2026		0.75	50,000,000	49,730,469	49,860,571	45,113,500
U.S. Treasuries	912828R36	U.S. Treasury Note	7/23/2021	5/15/2026		1.63	50,000,000	52,203,125	51,162,377	46,053,000
U.S. Treasuries	912828R36	U.S. Treasury Note	8/27/2021	5/15/2026		1.63	50,000,000	51,890,625	51,017,775	46,053,000
U.S. Treasuries	91282CCJ8	U.S. Treasury Note	7/2/2021	6/30/2026		0.88	50,000,000	49,931,641	49,963,534	45,039,000
U.S. Treasuries	91282CCJ8	U.S. Treasury Note	7/14/2021	6/30/2026		0.88	50,000,000	50,070,313	50,037,756	45,039,000
U.S. Treasuries	91282CCJ8	U.S. Treasury Note	7/22/2021	6/30/2026		0.88	50,000,000	50,345,703	50,186,457	45,039,000
U.S. Treasuries	91282CCJ8	U.S. Treasury Note	7/22/2021	6/30/2026		0.88	50,000,000	50,328,125	50,176,977	45,039,000
U.S. Treasuries	91282CCJ8	U.S. Treasury Note	8/6/2021	6/30/2026		0.88	50,000,000	50,406,250	50,220,951	45,039,000
U.S. Treasuries	91282CCJ8	U.S. Treasury Note	8/10/2021	6/30/2026		0.88	50,000,000	50,240,234	50,130,951	45,039,000
U.S. Treasuries	91282CCJ8	U.S. Treasury Note	9/24/2021	6/30/2026		0.88	50,000,000	49,937,500	49,965,050	45,039,000
U.S. Treasuries	91282CCJ8	U.S. Treasury Note	10/14/2021	6/30/2026		0.88	50,000,000	49,593,750	49,770,185	45,039,000
U.S. Treasuries	91282CCJ8	U.S. Treasury Note	1/4/2022	6/30/2026		0.88	50,000,000	49,027,344	49,422,226	45,039,000
U.S. Treasuries	91282CCW9	U.S. Treasury Note	9/28/2021	8/31/2026		0.75	50,000,000	49,449,219	49,682,949	44,554,500
U.S. Treasuries	91282CCZ2	U.S. Treasury Note	10/8/2021	9/30/2026		0.88	50,000,000	49,689,453	49,818,079	44,638,500
U.S. Treasuries	91282CCZ2	U.S. Treasury Note	10/8/2021	9/30/2026		0.88	50,000,000	49,671,875	49,807,782	44,638,500
U.S. Treasuries	91282CCZ2	U.S. Treasury Note	10/19/2021	9/30/2026		0.88	50,000,000	49,318,359	49,598,258	44,638,500
U.S. Treasuries	91282CDK4	U.S. Treasury Note	12/3/2021	11/30/2026		1.25	50,000,000	50,072,266	50,044,636	44,851,500
U.S. Treasuries	91282CDK4	U.S. Treasury Note	12/7/2021	11/30/2026		1.25	50,000,000	50,117,188	50,072,542	44,851,500
U.S. Treasuries	91282CDK4	U.S. Treasury Note	3/29/2022	11/30/2026		1.25	50,000,000	47,078,125	48,072,624	44,851,500
U.S. Treasuries	91282CDQ1	U.S. Treasury Note	3/29/2022	12/31/2026		1.25	50,000,000	47,107,422	48,074,388	44,761,500
U.S. Treasuries	91282CEF4	U.S. Treasury Note	4/6/2022	3/31/2027		2.50	25,000,000	24,757,813	24,834,062	23,161,250
Subtotals						0.92	\$ 3,445,000,000	\$ 3,444,646,522	\$ 3,440,517,086	\$ 3,218,077,750
Federal Agencies	313384NX3	Federal Home Loan Bank Discount	6/20/2023	11/6/2023		0.00	\$ 50,000,000	\$ 49,008,660	\$ 49,957,208	\$ 49,963,500
Federal Agencies	313384PG8	Federal Home Loan Bank Discount	9/7/2023	11/15/2023		0.00	17,500,000	17,322,565	17,461,427	17,465,175
Federal Agencies	313384PM5	Federal Home Loan Bank Discount	9/6/2023	11/20/2023		0.00	10,000,000	9,889,896	9,970,639	9,972,900
Federal Agencies	3133ENGF1	Federal Farm Credit Bank	12/3/2021	12/1/2023		0.50	25,000,000	24,963,750	24,998,456	24,896,000
Federal Agencies	3133ENGF1	Federal Farm Credit Bank	12/3/2021	12/1/2023		0.50	25,000,000	24,963,750	24,998,456	24,896,000
Federal Agencies	3133ENGF1	Federal Farm Credit Bank	12/3/2021	12/1/2023		0.50	75,000,000	74,891,250	74,995,369	74,688,000
Federal Agencies	3130A3VC5	Federal Home Loan Bank	12/10/2021	12/8/2023		2.25	10,000,000	10,301,000	10,015,712	9,966,200
Federal Agencies	3130A3VC5	Federal Home Loan Bank	12/10/2021	12/8/2023		2.25	30,000,000	30,903,000	30,047,135	29,898,600
Federal Agencies	3133ENHR4	Federal Farm Credit Bank	12/20/2021	12/20/2023		0.68	25,000,000	24,987,600	24,999,151	24,835,250
Federal Agencies	3133ENHR4	Federal Farm Credit Bank	12/20/2021	12/20/2023		0.68	25,000,000	24,988,000	24,999,178	24,835,250
Federal Agencies	3133ENHR4	Federal Farm Credit Bank	12/20/2021	12/20/2023		0.68	62,000,000	61,970,488	61,997,979	61,591,420
Federal Agencies	3130AU4V3	Federal Home Loan Bank	12/8/2022	1/8/2024		4.80	11,000,000	10,998,900	10,999,808	10,982,400
Federal Agencies	3130AU4V3	Federal Home Loan Bank	12/8/2022	1/8/2024		4.80	25,000,000	24,987,500	24,997,822	24,960,000
Federal Agencies	3133ENLF5	Federal Farm Credit Bank	3/3/2022	1/18/2024		0.90	11,856,000	11,738,815	11,842,505	11,736,610
Federal Agencies	3133ENLF5	Federal Farm Credit Bank	2/1/2022	1/18/2024		0.90	50,000,000	49,701,000	49,967,010	49,496,500
Federal Agencies	313384ST7	Federal Home Loan Bank Discount	4/21/2023	2/6/2024		0.00	10,650,000	10,236,780	10,510,840	10,501,220
Federal Agencies	3130AFW94	Federal Home Loan Bank	11/12/2021	2/13/2024		2.50	39,010,000	40,648,810	39,219,083	38,674,904
Federal Agencies	3133ELNE0	Federal Farm Credit Bank	3/18/2020	2/14/2024		1.43	20,495,000	20,950,604	20,528,819	20,249,265
Federal Agencies	3130AUYG3	Federal Home Loan Bank	2/16/2023	2/16/2024		5.10	25,000,000	24,996,500	24,998,964	24,959,000
Federal Agencies	3133EMRZ7	Federal Farm Credit Bank	2/26/2021	2/26/2024		0.25	5,000,000	4,998,200	4,999,806	4,914,050
Federal Agencies	3133EMRZ7	Federal Farm Credit Bank	2/26/2021	2/26/2024		0.25	5,000,000	4,998,200	4,999,806	4,914,050
Federal Agencies	3133EMRZ7	Federal Farm Credit Bank	2/26/2021	2/26/2024		0.25	100,000,000	99,964,000	99,996,121	98,281,000
Federal Agencies	3130ARHG9	Federal Home Loan Bank	3/25/2022	2/28/2024		2.13	11,000,000	10,987,460	10,997,866	10,876,360
Federal Agencies	3130ARHG9	Federal Home Loan Bank	3/25/2022	2/28/2024		2.13	25,000,000	24,971,500	24,995,149	24,719,000
Federal Agencies	3130ATUQ8	Federal Home Loan Bank	11/15/2022	3/8/2024		4.75	10,000,000	10,013,300	10,003,582	9,973,900
Federal Agencies	3130ATUQ8	Federal Home Loan Bank	11/18/2022	3/8/2024		4.75	20,000,000	20,000,800	20,000,217	19,947,800

Investment Inventory

Pooled Fund

Type of Investment	CUSIP	Issuer Name	Maturity			Par Value	Original Cost	Amortized	
			Settle Date	Date	Coupon			Book Value	Market Value
Federal Agencies	3130ATUQ8	Federal Home Loan Bank	12/8/2022	3/8/2024	4.75	25,000,000	24,982,000	24,994,908	24,934,750
Federal Agencies	3130ATUQ8	Federal Home Loan Bank	11/18/2022	3/8/2024	4.75	30,000,000	30,001,800	30,000,488	29,921,700
Federal Agencies	3130ATUQ8	Federal Home Loan Bank	12/8/2022	3/8/2024	4.75	30,000,000	29,978,400	29,993,889	29,921,700
Federal Agencies	3133EMTW2	Federal Farm Credit Bank	3/18/2021	3/18/2024	0.30	50,000,000	49,939,500	49,992,327	49,042,000
Federal Agencies	3133EMTW2	Federal Farm Credit Bank	3/18/2021	3/18/2024	0.30	50,000,000	49,939,450	49,992,321	49,042,000
Federal Agencies	3133EMWV0	Federal Farm Credit Bank	5/4/2021	4/22/2024	0.35	16,545,000	16,549,633	16,545,744	16,140,475
Federal Agencies	3133EMWV0	Federal Farm Credit Bank	5/4/2021	4/22/2024	0.35	29,424,000	29,432,239	29,425,322	28,704,583
Federal Agencies	3133EMWV0	Federal Farm Credit Bank	5/4/2021	4/22/2024	0.35	39,000,000	39,010,920	39,001,753	38,046,450
Federal Agencies	3133ENWP1	Federal Farm Credit Bank	5/16/2022	5/16/2024	2.63	45,000,000	44,939,250	44,983,545	44,319,600
Federal Agencies	3133ENWP1	Federal Farm Credit Bank	5/16/2022	5/16/2024	2.63	50,000,000	49,932,500	49,981,717	49,244,000
Federal Agencies	3133ENYH7	Federal Farm Credit Bank	6/10/2022	6/10/2024	2.63	100,000,000	99,871,000	99,960,647	98,303,000
Federal Agencies	3130A1XJ2	Federal Home Loan Bank	5/18/2022	6/14/2024	2.88	15,955,000	16,008,449	15,971,007	15,699,241
Federal Agencies	3130A1XJ2	Federal Home Loan Bank	5/18/2022	6/14/2024	2.88	17,980,000	18,043,829	17,999,115	17,691,781
Federal Agencies	3130A1XJ2	Federal Home Loan Bank	5/12/2022	6/14/2024	2.88	25,500,000	25,552,530	25,515,608	25,091,235
Federal Agencies	3130A1XJ2	Federal Home Loan Bank	5/16/2022	6/14/2024	2.88	50,000,000	50,204,000	50,060,932	49,198,583
Federal Agencies	3130ASHK8	Federal Home Loan Bank	7/22/2022	6/14/2024	3.13	28,000,000	27,904,520	27,968,724	27,598,760
Federal Agencies	3130ASHK8	Federal Home Loan Bank	7/22/2022	6/14/2024	3.13	28,210,000	28,114,932	28,178,859	27,805,751
Federal Agencies	3133ENYX2	Federal Farm Credit Bank	6/17/2022	6/17/2024	3.25	25,000,000	24,970,500	24,990,718	24,667,000
Federal Agencies	3133ENYX2	Federal Farm Credit Bank	6/17/2022	6/17/2024	3.25	25,000,000	24,970,750	24,990,797	24,667,000
Federal Agencies	3133ENYX2	Federal Farm Credit Bank	6/17/2022	6/17/2024	3.25	50,000,000	49,970,000	49,990,561	49,334,000
Federal Agencies	3133ENZS2	Federal Farm Credit Bank	6/28/2022	6/28/2024	3.10	25,000,000	24,987,500	24,995,879	24,604,000
Federal Agencies	3133ENZS2	Federal Farm Credit Bank	6/28/2022	6/28/2024	3.10	25,000,000	24,986,500	24,995,549	24,604,000
Federal Agencies	3133ENZS2	Federal Farm Credit Bank	6/28/2022	6/28/2024	3.10	50,000,000	49,973,000	49,991,098	49,208,000
Federal Agencies	313384YV5	Federal Home Loan Bank Discount	10/31/2023	7/1/2024	0.00	25,000,000	24,111,264	24,111,264	24,175,000
Federal Agencies	313384YV5	Federal Home Loan Bank Discount	10/31/2023	7/1/2024	0.00	25,000,000	24,111,264	24,111,264	24,175,000
Federal Agencies	313384YV5	Federal Home Loan Bank Discount	10/31/2023	7/1/2024	0.00	25,000,000	24,111,264	24,111,264	24,175,000
Federal Agencies	3130ASME6	Federal Home Loan Bank	7/8/2022	7/8/2024	3.00	10,000,000	9,980,600	9,983,339	9,832,000
Federal Agencies	3130ASME6	Federal Home Loan Bank	7/8/2022	7/8/2024	3.00	10,000,000	14,970,900	14,990,008	14,748,000
Federal Agencies	3130ASME6	Federal Home Loan Bank	7/8/2022	7/8/2024	3.00	17,500,000	17,466,050	17,488,343	17,206,000
Federal Agencies	3130AWFH8	Federal Home Loan Bank	6/13/2023	7/12/2024	5.51	50,000,000	50,000,000	50,000,000	49,859,500
Federal Agencies	3133EMV25	Federal Farm Credit Bank	8/6/2021	7/23/2024	0.45	50,000,000	50,092,000	50,022,617	48,233,000
Federal Agencies	3133EPBF1	Federal Farm Credit Bank	2/21/2023	8/21/2024	4.88	10,000,000	9,995,700	9,997,681	9,950,200
Federal Agencies	3133EPBF1	Federal Farm Credit Bank	2/21/2023	8/21/2024	4.88	20,000,000	19,992,000	19,995,686	19,900,400
Federal Agencies	3133EPBF1	Federal Farm Credit Bank	2/21/2023	8/21/2024	4.88	25,000,000	24,990,000	24,994,607	24,875,500
Federal Agencies	3133ENJ84	Federal Farm Credit Bank	8/26/2022	8/26/2024	3.38	50,000,000	49,916,500	49,965,732	49,127,000
Federal Agencies	3130ATVD6	Federal Home Loan Bank	11/10/2022	9/13/2024	4.88	50,000,000	50,062,000	50,029,296	49,726,000
Federal Agencies	3133EM5X6	Federal Farm Credit Bank	9/23/2021	9/23/2024	0.43	25,000,000	24,974,750	24,992,443	23,906,000
Federal Agencies	3133EM5X6	Federal Farm Credit Bank	9/23/2021	9/23/2024	0.43	50,000,000	49,949,500	49,984,887	47,812,000
Federal Agencies	3133EM5X6	Federal Farm Credit Bank	9/23/2021	9/23/2024	0.43	50,000,000	49,949,500	49,984,887	47,812,000
Federal Agencies	3133ENP79	Federal Farm Credit Bank	9/26/2022	9/26/2024	4.25	50,000,000	49,996,000	49,998,189	49,475,500
Federal Agencies	3130ATT31	Federal Home Loan Bank	11/1/2022	10/3/2024	4.50	50,000,000	49,860,500	49,932,833	49,565,500
Federal Agencies	3135GAFY2	Fannie Mae	4/3/2023	10/3/2024	5.32	25,000,000	25,000,000	25,000,000	24,872,750
Federal Agencies	3135GAFY2	Fannie Mae	4/3/2023	10/3/2024	5.32	25,000,000	25,000,000	25,000,000	24,872,750
Federal Agencies	3135GAFY2	Fannie Mae	4/3/2023	10/3/2024	5.32	50,000,000	50,000,000	50,000,000	49,543,400
Federal Agencies	3133EPHD0	Federal Farm Credit Bank	4/28/2023	10/28/2024	4.50	20,000,000	19,968,400	19,979,106	19,794,400
Federal Agencies	3133EPHD0	Federal Farm Credit Bank	4/28/2023	10/28/2024	4.50	25,000,000	24,959,000	24,972,891	24,743,000
Federal Agencies	3133ENEJ5	Federal Farm Credit Bank	11/18/2021	11/18/2024	0.88	10,000,000	9,988,500	9,995,971	9,543,400
Federal Agencies	3133ENEJ5	Federal Farm Credit Bank	11/18/2021	11/18/2024	0.88	10,000,000	9,988,500	9,988,500	9,543,400
Federal Agencies	3133ENEJ5	Federal Farm Credit Bank	11/18/2021	11/18/2024	0.88	50,000,000	49,942,500	49,979,854	47,717,000
Federal Agencies	3133ENZ94	Federal Farm Credit Bank	11/18/2022	11/18/2024	4.50	25,000,000	24,973,500	24,986,079	24,739,500

Investment Inventory

Pooled Fund

Type of Investment	CUSIP	Issuer Name	Maturity			Par Value	Original Cost	Amortized	
			Settle Date	Date	Coupon			Book Value	Market Value
Federal Agencies	3133ELCP7	Federal Farm Credit Bank	12/3/2019	12/3/2024	1.63	25,000,000	24,960,000	24,991,264	24,006,000
Federal Agencies	3133ENGQ7	Federal Farm Credit Bank	12/9/2021	12/9/2024	0.92	50,000,000	49,985,000	49,994,457	47,520,000
Federal Agencies	3133ENGQ7	Federal Farm Credit Bank	12/9/2021	12/9/2024	0.92	50,000,000	49,963,000	49,986,328	47,520,000
Federal Agencies	3133EN4N7	Federal Farm Credit Bank	12/20/2022	12/20/2024	4.25	10,000,000	9,982,900	9,990,269	9,863,400
Federal Agencies	3133EN4N7	Federal Farm Credit Bank	12/20/2022	12/20/2024	4.25	25,000,000	24,954,500	24,974,107	24,658,500
Federal Agencies	3133EN4N7	Federal Farm Credit Bank	12/20/2022	12/20/2024	4.25	25,000,000	24,954,500	24,974,107	24,658,500
Federal Agencies	3135GAG39	Fannie Mae	3/30/2023	12/30/2024	5.38	25,000,000	25,000,000	25,000,000	24,861,000
Federal Agencies	3135GAG39	Fannie Mae	3/30/2023	12/30/2024	5.38	25,000,000	25,000,000	25,000,000	24,861,000
Federal Agencies	3135GAG39	Fannie Mae	3/30/2023	12/30/2024	5.38	25,000,000	25,000,000	25,000,000	24,861,000
Federal Agencies	3135GAG39	Fannie Mae	3/30/2023	12/30/2024	5.38	25,000,000	25,000,000	25,000,000	24,861,000
Federal Agencies	3133ENKS8	Federal Farm Credit Bank	1/11/2022	1/6/2025	1.13	20,000,000	19,955,000	19,982,140	19,028,600
Federal Agencies	3133ENKS8	Federal Farm Credit Bank	1/11/2022	1/6/2025	1.13	25,000,000	24,943,750	24,977,675	23,785,750
Federal Agencies	3133ENKS8	Federal Farm Credit Bank	1/11/2022	1/6/2025	1.13	25,000,000	24,943,750	24,977,675	23,785,750
Federal Agencies	3135G0X24	Fannie Mae	4/21/2021	1/7/2025	1.63	39,060,000	40,632,556	39,562,940	37,387,451
Federal Agencies	3133ENZ37	Federal Farm Credit Bank	11/10/2022	1/10/2025	4.88	10,000,000	9,999,400	9,999,669	9,929,500
Federal Agencies	3133ENZ37	Federal Farm Credit Bank	11/10/2022	1/10/2025	4.88	20,000,000	19,998,800	19,999,338	19,859,000
Federal Agencies	3133ENZ37	Federal Farm Credit Bank	11/10/2022	1/10/2025	4.88	20,000,000	19,999,580	19,999,768	19,859,000
Federal Agencies	3133EPAG0	Federal Farm Credit Bank	2/10/2023	2/10/2025	4.25	10,000,000	9,947,200	9,966,196	9,850,900
Federal Agencies	3133EPAG0	Federal Farm Credit Bank	2/10/2023	2/10/2025	4.25	29,875,000	29,716,065	29,773,247	29,429,564
Federal Agencies	3137EAEP0	Freddie Mac	2/14/2020	2/12/2025	1.50	5,000,000	4,996,150	4,999,008	4,765,150
Federal Agencies	3137EAEP0	Freddie Mac	2/14/2020	2/12/2025	1.50	5,000,000	4,996,150	4,999,008	4,765,150
Federal Agencies	3137EAEP0	Freddie Mac	2/14/2020	2/12/2025	1.50	5,000,000	4,996,150	4,999,008	4,765,150
Federal Agencies	3137EAEP0	Freddie Mac	2/14/2020	2/12/2025	1.50	15,000,000	14,988,450	14,997,025	14,295,450
Federal Agencies	3137EAEP0	Freddie Mac	2/14/2020	2/12/2025	1.50	50,000,000	49,961,500	49,990,085	47,651,500
Federal Agencies	3137EAEP0	Freddie Mac	4/21/2021	2/12/2025	1.50	53,532,000	55,450,052	54,179,153	51,017,602
Federal Agencies	3130AUJZ4	Federal Home Loan Bank	2/13/2023	2/13/2025	4.50	50,000,000	49,921,500	49,949,421	49,453,000
Federal Agencies	3130AV7L0	Federal Home Loan Bank	3/3/2023	2/28/2025	5.00	25,000,000	24,967,000	24,977,970	24,887,250
Federal Agencies	3130AV7L0	Federal Home Loan Bank	3/3/2023	2/28/2025	5.00	35,000,000	34,953,800	34,969,158	34,842,150
Federal Agencies	3133ELQY3	Federal Farm Credit Bank	3/23/2020	3/3/2025	1.21	16,000,000	15,990,720	15,997,487	15,132,800
Federal Agencies	3133ELQY3	Federal Farm Credit Bank	3/23/2020	3/3/2025	1.21	24,000,000	23,964,240	23,990,317	22,699,200
Federal Agencies	3133EMWT5	Federal Farm Credit Bank	4/21/2021	4/21/2025	0.60	50,000,000	49,973,500	49,990,242	46,624,000
Federal Agencies	3135G03U5	Fannie Mae	12/8/2021	4/22/2025	0.63	37,938,000	37,367,792	37,688,331	35,472,409
Federal Agencies	3135G03U5	Fannie Mae	7/12/2021	4/22/2025	0.63	50,000,000	50,108,000	50,042,183	46,750,500
Federal Agencies	3135G03U5	Fannie Mae	12/8/2021	4/22/2025	0.63	50,000,000	49,243,950	49,668,959	46,750,500
Federal Agencies	3133ENXE5	Federal Farm Credit Bank	5/23/2022	5/23/2025	2.85	6,000,000	5,991,600	5,995,631	5,774,640
Federal Agencies	3133ENXE5	Federal Farm Credit Bank	5/23/2022	5/23/2025	2.85	20,000,000	19,972,000	19,985,438	19,248,800
Federal Agencies	3130AWER7	Federal Home Loan Bank	6/12/2023	6/6/2025	4.63	10,000,000	9,991,700	9,993,314	9,891,600
Federal Agencies	3130AWER7	Federal Home Loan Bank	6/12/2023	6/6/2025	4.63	15,000,000	14,987,550	14,989,971	14,837,400
Federal Agencies	3130AWER7	Federal Home Loan Bank	6/12/2023	6/6/2025	4.63	25,000,000	24,979,250	24,983,286	24,729,000
Federal Agencies	3130AWER7	Federal Home Loan Bank	6/12/2023	6/6/2025	4.63	52,000,000	51,956,840	51,965,234	51,436,320
Federal Agencies	3130ASG86	Federal Home Loan Bank	8/4/2022	6/13/2025	3.38	11,940,000	12,000,178	11,974,066	11,596,606
Federal Agencies	3130ASG86	Federal Home Loan Bank	8/3/2022	6/13/2025	3.38	12,700,000	12,806,045	12,759,974	12,334,748
Federal Agencies	3130ATST5	Federal Home Loan Bank	5/10/2023	6/13/2025	4.38	3,000,000	3,012,270	3,009,479	2,959,620
Federal Agencies	3130ATST5	Federal Home Loan Bank	5/8/2023	6/13/2025	4.38	9,915,000	9,975,878	9,961,909	9,781,544
Federal Agencies	3130ATST5	Federal Home Loan Bank	5/8/2023	6/13/2025	4.38	10,000,000	10,065,000	10,050,085	9,865,400
Federal Agencies	3130ATST5	Federal Home Loan Bank	5/11/2023	6/13/2025	4.38	10,000,000	10,036,000	10,027,848	9,865,400
Federal Agencies	3130ATST5	Federal Home Loan Bank	5/17/2023	6/13/2025	4.38	24,000,000	24,079,440	24,061,938	23,676,960
Federal Agencies	3130ATST5	Federal Home Loan Bank	5/9/2023	6/13/2025	4.38	25,500,000	25,624,695	25,596,207	25,156,770
Federal Agencies	3130AWLY4	Federal Home Loan Bank	7/25/2023	6/13/2025	5.13	10,800,000	10,818,036	10,815,471	10,778,832
Federal Agencies	3130AWLY4	Federal Home Loan Bank	7/25/2023	6/13/2025	5.13	48,150,000	48,241,967	48,228,886	48,055,626

Investment Inventory

Pooled Fund

Type of Investment	CUSIP	Issuer Name	Settle Date	Maturity		Par Value	Original Cost	Amortized	
				Date	Coupon			Book Value	Market Value
Federal Agencies	3133EN4B3	Federal Farm Credit Bank	12/13/2022	6/13/2025	4.25	15,000,000	14,988,383	14,992,480	14,762,550
Federal Agencies	3133EN4B3	Federal Farm Credit Bank	12/13/2022	6/13/2025	4.25	15,000,000	14,989,800	14,993,397	14,762,550
Federal Agencies	3133EN4B3	Federal Farm Credit Bank	12/13/2022	6/13/2025	4.25	15,000,000	14,989,050	14,992,912	14,762,550
Federal Agencies	3133ENYQ7	Federal Farm Credit Bank	6/13/2022	6/13/2025	2.95	50,000,000	49,975,500	49,986,789	48,106,000
Federal Agencies	3135G04Z3	Fannie Mae	12/8/2021	6/17/2025	0.50	4,655,000	4,556,640	4,609,527	4,317,047
Federal Agencies	3135G04Z3	Fannie Mae	12/8/2021	6/17/2025	0.50	10,000,000	9,789,600	9,902,729	9,274,000
Federal Agencies	3130AN4A5	Federal Home Loan Bank	7/12/2021	6/30/2025	0.70	17,680,000	17,734,631	17,702,923	16,416,057
Federal Agencies	3133EPKA2	Federal Farm Credit Bank	5/18/2023	8/18/2025	4.00	25,000,000	24,982,000	24,985,631	24,481,000
Federal Agencies	3133EPKA2	Federal Farm Credit Bank	5/18/2023	8/18/2025	4.00	26,500,000	26,483,835	26,487,095	25,949,860
Federal Agencies	3133EPKA2	Federal Farm Credit Bank	5/18/2023	8/18/2025	4.00	30,000,000	29,981,700	29,985,391	29,377,200
Federal Agencies	3135G05X7	Fannie Mae	3/4/2021	8/25/2025	0.38	25,000,000	24,684,250	24,871,769	22,934,250
Federal Agencies	3135G05X7	Fannie Mae	2/25/2021	8/25/2025	0.38	72,500,000	71,862,000	72,242,002	66,509,325
Federal Agencies	3130A8ZQ9	Federal Home Loan Bank	11/2/2021	9/12/2025	1.75	10,295,000	10,575,333	10,430,594	9,672,770
Federal Agencies	3133EPVY8	Federal Farm Credit Bank	9/15/2023	9/15/2025	5.00	8,230,000	8,224,074	8,224,447	8,191,648
Federal Agencies	3133EPVY8	Federal Farm Credit Bank	9/15/2023	9/15/2025	5.00	15,000,000	14,981,850	14,982,992	14,930,100
Federal Agencies	3133EPVY8	Federal Farm Credit Bank	9/15/2023	9/15/2025	5.00	20,000,000	19,975,800	19,977,323	19,906,800
Federal Agencies	3137EAXE3	Freddie Mac	3/4/2021	9/23/2025	0.38	22,600,000	22,295,352	22,473,124	20,666,796
Federal Agencies	3133EPDL6	Federal Farm Credit Bank	3/15/2023	10/1/2025	4.85	50,000,000	50,000,000	50,000,000	49,729,000
Federal Agencies	3133EPYW9	Federal Farm Credit Bank	10/20/2023	10/20/2025	5.13	24,000,000	23,923,440	23,924,592	23,900,080
Federal Agencies	3133EPYW9	Federal Farm Credit Bank	10/20/2023	10/20/2025	5.13	25,000,000	24,985,500	24,985,718	24,979,250
Federal Agencies	3133EPYW9	Federal Farm Credit Bank	10/20/2023	10/20/2025	5.13	35,000,000	34,972,350	34,972,766	34,970,950
Federal Agencies	3133EPYW9	Federal Farm Credit Bank	10/20/2023	10/20/2025	5.13	50,000,000	49,972,000	49,972,421	49,958,500
Federal Agencies	3133ENEG1	Federal Farm Credit Bank	11/17/2021	11/17/2025	1.05	39,675,000	39,622,232	39,647,984	36,507,745
Federal Agencies	3133ENEG1	Federal Farm Credit Bank	11/17/2021	11/17/2025	1.05	55,000,000	54,923,000	54,960,578	50,609,350
Federal Agencies	3133ENHM5	Federal Farm Credit Bank	12/16/2021	12/16/2025	1.17	45,000,000	44,954,100	44,975,589	41,404,050
Federal Agencies	3133ENHM5	Federal Farm Credit Bank	12/16/2021	12/16/2025	1.17	50,000,000	49,949,000	49,972,877	46,004,500
Federal Agencies	3133EN5E6	Federal Farm Credit Bank	12/29/2022	12/29/2025	4.00	15,000,000	14,954,700	14,967,348	14,638,050
Federal Agencies	3133EN5E6	Federal Farm Credit Bank	12/29/2022	12/29/2025	4.00	20,000,000	19,939,600	19,956,464	19,517,400
Federal Agencies	3133EN5E6	Federal Farm Credit Bank	12/29/2022	12/29/2025	4.00	25,000,000	24,923,750	24,945,039	24,396,750
Federal Agencies	3133EN6A3	Federal Farm Credit Bank	1/13/2023	1/13/2026	4.00	20,000,000	19,982,400	19,987,073	19,515,200
Federal Agencies	3133EN6A3	Federal Farm Credit Bank	1/13/2023	1/13/2026	4.00	30,000,000	29,977,200	29,983,254	29,272,800
Federal Agencies	3130AUTC8	Federal Home Loan Bank	2/9/2023	2/6/2026	4.01	21,100,000	20,985,427	21,013,101	20,650,781
Federal Agencies	3133EPJX4	Federal Farm Credit Bank	5/17/2023	2/17/2026	3.63	25,000,000	24,928,500	24,940,357	24,200,500
Federal Agencies	3133EPJX4	Federal Farm Credit Bank	5/17/2023	2/17/2026	3.63	30,000,000	29,905,500	29,921,172	29,040,600
Federal Agencies	3133EPBJ3	Federal Farm Credit Bank	2/23/2023	2/23/2026	4.38	25,000,000	24,953,500	24,964,107	24,614,000
Federal Agencies	3133EPBJ3	Federal Farm Credit Bank	2/23/2023	2/23/2026	4.38	28,000,000	27,954,080	27,964,554	27,567,680
Federal Agencies	3133EPBJ3	Federal Farm Credit Bank	2/23/2023	2/23/2026	4.38	50,000,000	49,918,000	49,936,704	49,228,000
Federal Agencies	3133ENJ35	Federal Farm Credit Bank	8/25/2022	2/25/2026	3.32	35,000,000	34,957,650	34,971,943	33,616,450
Federal Agencies	3133EMZ21	Federal Farm Credit Bank	8/9/2021	4/6/2026	0.69	15,500,000	15,458,150	15,478,152	13,965,035
Federal Agencies	3133ENUD0	Federal Farm Credit Bank	4/8/2022	4/8/2026	2.64	20,000,000	19,971,200	19,976,364	18,898,800
Federal Agencies	3133ENUD0	Federal Farm Credit Bank	4/8/2022	4/8/2026	2.64	30,000,000	29,941,800	29,964,546	28,348,200
Federal Agencies	3130AVWS7	Federal Home Loan Bank	5/10/2023	6/12/2026	3.75	17,045,000	16,991,479	16,999,727	16,513,878
Federal Agencies	3130AVWS7	Federal Home Loan Bank	5/17/2023	6/12/2026	3.75	20,000,000	19,939,200	19,948,250	19,376,800
Federal Agencies	3130AWAH3	Federal Home Loan Bank	6/1/2023	6/12/2026	4.00	10,000,000	9,934,300	9,943,321	9,749,100
Federal Agencies	3130AWAH3	Federal Home Loan Bank	6/1/2023	6/12/2026	4.00	15,000,000	14,899,350	14,913,170	14,623,650
Federal Agencies	3130AWLZ1	Federal Home Loan Bank	7/10/2023	6/12/2026	4.75	50,000,000	49,856,000	49,871,236	49,616,500
Federal Agencies	3133EPMU6	Federal Farm Credit Bank	6/15/2023	6/15/2026	4.25	20,000,000	19,969,200	19,973,078	19,590,800
Federal Agencies	3133EPMU6	Federal Farm Credit Bank	6/15/2023	6/15/2026	4.25	24,700,000	24,640,226	24,647,752	24,194,638
Federal Agencies	3133EPMU6	Federal Farm Credit Bank	6/15/2023	6/15/2026	4.25	30,000,000	29,951,400	29,957,519	29,386,200
Federal Agencies	3133EPNG6	Federal Farm Credit Bank	6/23/2023	6/23/2026	4.38	25,000,000	24,986,750	24,988,322	24,588,250

Investment Inventory

Pooled Fund

Type of Investment	CUSIP	Issuer Name	Maturity		Coupon	Par Value	Original Cost	Amortized	
			Settle Date	Date				Book Value	Market Value
Federal Agencies	3133EPNG6	Federal Farm Credit Bank	6/23/2023	6/23/2026	4.38	25,000,000	24,986,750	24,988,322	24,588,250
Federal Agencies	3133EPNG6	Federal Farm Credit Bank	6/23/2023	6/23/2026	4.38	50,000,000	49,973,500	49,976,643	49,176,500
Federal Agencies	3133EPVP7	Federal Farm Credit Bank	9/8/2023	7/8/2026	4.75	10,000,000	9,991,700	9,992,125	9,922,500
Federal Agencies	3133EPVP7	Federal Farm Credit Bank	9/8/2023	7/8/2026	4.75	19,000,000	18,984,800	18,985,579	18,852,750
Federal Agencies	3133EPVP7	Federal Farm Credit Bank	9/8/2023	7/8/2026	4.75	21,000,000	20,982,780	20,983,663	20,837,250
Federal Agencies	3130ANNM8	Federal Home Loan Bank	8/19/2021	7/13/2026	1.05	25,000,000	25,000,000	25,000,000	22,449,250
Federal Agencies	3130ANNM8	Federal Home Loan Bank	8/19/2021	7/13/2026	1.05	25,000,000	25,000,000	25,000,000	22,449,250
Federal Agencies	3130ANNM8	Federal Home Loan Bank	8/19/2021	7/13/2026	1.05	25,000,000	25,000,000	25,000,000	22,449,250
Federal Agencies	3130ANNM8	Federal Home Loan Bank	8/19/2021	7/13/2026	1.05	25,000,000	25,000,000	25,000,000	22,449,250
Federal Agencies	3130ANMP2	Federal Home Loan Bank	8/20/2021	7/27/2026	1.07	25,000,000	25,000,000	25,000,000	22,428,250
Federal Agencies	3130ANMP2	Federal Home Loan Bank	8/20/2021	7/27/2026	1.07	25,000,000	25,000,000	25,000,000	22,428,250
Federal Agencies	3130ANMP2	Federal Home Loan Bank	8/20/2021	7/27/2026	1.07	25,000,000	25,000,000	25,000,000	22,428,250
Federal Agencies	3130ANMP2	Federal Home Loan Bank	8/20/2021	7/27/2026	1.07	25,000,000	25,000,000	25,000,000	22,428,250
Federal Agencies	3133EPZY4	Federal Farm Credit Bank	10/30/2023	7/30/2026	5.00	3,000,000	2,991,930	2,991,938	2,996,340
Federal Agencies	3133EPZY4	Federal Farm Credit Bank	10/30/2023	7/30/2026	5.00	9,615,000	9,589,136	9,589,161	9,603,270
Federal Agencies	3133EPZY4	Federal Farm Credit Bank	10/30/2023	7/30/2026	5.00	16,000,000	15,956,960	15,957,003	15,980,480
Federal Agencies	3133EPZY4	Federal Farm Credit Bank	10/30/2023	7/30/2026	5.00	25,000,000	24,936,750	24,936,813	24,969,500
Federal Agencies	3130ANTG5	Federal Home Loan Bank	9/13/2021	8/10/2026	1.05	25,000,000	25,000,000	25,000,000	22,381,750
Federal Agencies	3130ANTG5	Federal Home Loan Bank	9/13/2021	8/10/2026	1.05	25,000,000	25,000,000	25,000,000	22,381,750
Federal Agencies	3130ANTG5	Federal Home Loan Bank	9/13/2021	8/10/2026	1.05	25,000,000	25,000,000	25,000,000	22,381,750
Federal Agencies	3130ANTG5	Federal Home Loan Bank	9/13/2021	8/10/2026	1.05	25,000,000	25,000,000	25,000,000	22,381,750
Federal Agencies	3133EPSW6	Federal Farm Credit Bank	8/14/2023	8/14/2026	4.50	50,000,000	49,885,000	49,893,184	49,381,000
Federal Agencies	3130AP6T7	Federal Home Loan Bank	10/1/2021	9/3/2026	1.08	25,000,000	25,000,000	25,000,000	22,339,750
Federal Agencies	3130AP6T7	Federal Home Loan Bank	10/1/2021	9/3/2026	1.08	25,000,000	25,000,000	25,000,000	22,339,750
Federal Agencies	3130AP6T7	Federal Home Loan Bank	10/1/2021	9/3/2026	1.08	25,000,000	25,000,000	25,000,000	22,339,750
Federal Agencies	3130AXCP1	Federal Home Loan Bank	10/18/2023	9/11/2026	4.88	11,895,000	11,821,965	11,822,861	11,850,275
Federal Agencies	3130APPR0	Federal Home Loan Bank	11/18/2021	10/19/2026	1.43	25,000,000	25,000,000	25,000,000	22,504,250
Federal Agencies	3130APPR0	Federal Home Loan Bank	11/18/2021	10/19/2026	1.43	25,000,000	25,000,000	25,000,000	22,504,250
Federal Agencies	3130APPR0	Federal Home Loan Bank	11/18/2021	10/19/2026	1.43	25,000,000	25,000,000	25,000,000	22,504,250
Federal Agencies	3130APPR0	Federal Home Loan Bank	11/18/2021	10/19/2026	1.43	25,000,000	25,000,000	25,000,000	22,504,250
Federal Agencies	3133EPZA6	Federal Farm Credit Bank	10/20/2023	10/20/2026	4.88	14,000,000	13,904,940	13,905,894	13,948,200
Federal Agencies	3133EPZA6	Federal Farm Credit Bank	10/20/2023	10/20/2026	4.88	30,000,000	29,834,100	29,835,765	29,889,000
Federal Agencies	3134GYRY0	Freddie Mac	5/9/2023	11/2/2026	5.29	25,000,000	25,000,000	25,000,000	24,666,500
Federal Agencies	3134GYRY0	Freddie Mac	5/9/2023	11/2/2026	5.29	25,000,000	25,000,000	25,000,000	24,666,500
Federal Agencies	3134GYRY0	Freddie Mac	5/9/2023	11/2/2026	5.29	25,000,000	25,000,000	25,000,000	24,666,500
Federal Agencies	3134GYRY0	Freddie Mac	5/9/2023	11/2/2026	5.29	25,000,000	25,000,000	25,000,000	24,666,500
Federal Agencies	3130AQ7L1	Federal Home Loan Bank	12/16/2021	11/16/2026	1.61	25,000,000	25,000,000	25,000,000	22,557,000
Federal Agencies	3130AQ7L1	Federal Home Loan Bank	12/16/2021	11/16/2026	1.61	25,000,000	25,000,000	25,000,000	22,557,000
Federal Agencies	3130AQ7L1	Federal Home Loan Bank	12/16/2021	11/16/2026	1.61	25,000,000	25,000,000	25,000,000	22,557,000
Federal Agencies	3130AQ7L1	Federal Home Loan Bank	12/16/2021	11/16/2026	1.61	25,000,000	25,000,000	25,000,000	22,557,000
Federal Agencies	3130AQJ95	Federal Home Loan Bank	1/14/2022	12/14/2026	1.65	25,000,000	25,000,000	25,000,000	22,543,250
Federal Agencies	3130AQJ95	Federal Home Loan Bank	1/14/2022	12/14/2026	1.65	25,000,000	25,000,000	25,000,000	22,543,250
Federal Agencies	3130AQJ95	Federal Home Loan Bank	1/14/2022	12/14/2026	1.65	25,000,000	25,000,000	25,000,000	22,543,250
Federal Agencies	3130AQJ95	Federal Home Loan Bank	1/14/2022	12/14/2026	1.65	25,000,000	25,000,000	25,000,000	22,543,250
Federal Agencies	3130ARB59	Federal Home Loan Bank	3/22/2022	3/8/2027	2.35	25,000,000	25,000,000	25,000,000	22,860,500
Federal Agencies	3130ARB59	Federal Home Loan Bank	3/22/2022	3/8/2027	2.35	25,000,000	25,000,000	25,000,000	22,860,500
Federal Agencies	3130ARB59	Federal Home Loan Bank	3/22/2022	3/8/2027	2.35	25,000,000	25,000,000	25,000,000	22,860,500
Federal Agencies	3130ARB59	Federal Home Loan Bank	3/22/2022	3/8/2027	2.35	25,000,000	25,000,000	25,000,000	22,860,500
Federal Agencies	3133ENRD4	Federal Farm Credit Bank	3/16/2022	3/10/2027	1.68	48,573,000	47,432,020	47,804,406	43,584,067

Investment Inventory

Pooled Fund

Type of Investment	CUSIP	Issuer Name	Maturity			Amortized			
			Settle Date	Date	Coupon	Par Value	Original Cost	Book Value	Market Value
Federal Agencies	3133ENTS9	Federal Farm Credit Bank	4/6/2022	4/5/2027	2.60	22,500,000	22,392,338	22,426,141	20,790,675
Federal Agencies	3133ENTS9	Federal Farm Credit Bank	4/6/2022	4/5/2027	2.60	24,500,000	24,377,010	24,415,625	22,638,735
Federal Agencies	3133ENTS9	Federal Farm Credit Bank	4/6/2022	4/5/2027	2.60	25,000,000	24,804,000	24,865,539	23,100,750
Federal Agencies	3133EN2L3	Federal Farm Credit Bank	11/17/2022	5/17/2027	4.13	4,650,000	4,646,792	4,647,471	4,513,895
Federal Agencies	3133EN2L3	Federal Farm Credit Bank	11/17/2022	5/17/2027	4.13	5,000,000	4,996,550	4,997,281	4,853,650
Federal Agencies	3133EN2L3	Federal Farm Credit Bank	11/17/2022	5/17/2027	4.13	21,000,000	20,987,001	20,989,756	20,385,330
Federal Agencies	3133EN2L3	Federal Farm Credit Bank	11/17/2022	5/17/2027	4.13	25,000,000	24,982,750	24,986,406	24,268,250
Federal Agencies	3130ASGU7	Federal Home Loan Bank	7/19/2022	6/11/2027	3.50	10,000,000	10,141,500	10,104,384	9,495,600
Federal Agencies	3130ASGU7	Federal Home Loan Bank	7/19/2022	6/11/2027	3.50	12,375,000	12,552,829	12,506,184	11,750,805
Federal Agencies	3130ASGU7	Federal Home Loan Bank	7/20/2022	6/11/2027	3.50	21,725,000	22,016,550	21,940,195	20,629,191
Federal Agencies	3133EPMV4	Federal Farm Credit Bank	6/15/2023	6/15/2027	4.13	28,940,000	28,911,928	28,914,580	28,074,405
Federal Agencies	3133ENZK9	Federal Farm Credit Bank	7/7/2022	6/28/2027	3.24	27,865,000	28,099,066	28,037,104	26,207,033
Federal Agencies	3134GYUV2	Freddie Mac	6/29/2023	6/29/2027	5.94	25,000,000	25,000,000	25,000,000	24,776,750
Federal Agencies	3134GYUV2	Freddie Mac	6/29/2023	6/29/2027	5.94	25,000,000	25,000,000	25,000,000	24,776,750
Federal Agencies	3134GYUV2	Freddie Mac	6/29/2023	6/29/2027	5.94	50,000,000	50,000,000	50,000,000	49,553,500
Federal Agencies	3134GYYG1	Freddie Mac	8/16/2023	8/16/2027	6.00	25,000,000	25,000,000	25,000,000	24,788,750
Federal Agencies	3134GYYG1	Freddie Mac	8/16/2023	8/16/2027	6.00	25,000,000	25,000,000	25,000,000	24,788,750
Federal Agencies	3133EPBM6	Federal Farm Credit Bank	2/23/2023	8/23/2027	4.13	10,000,000	9,974,000	9,977,959	9,686,200
Federal Agencies	3133EPSK2	Federal Farm Credit Bank	8/7/2023	8/7/2028	4.25	19,500,000	19,412,250	19,414,333	18,833,685
Federal Agencies	3133EPUN3	Federal Farm Credit Bank	8/28/2023	8/28/2028	4.50	10,000,000	9,979,100	9,979,832	9,759,100
Federal Agencies	3133EPUN3	Federal Farm Credit Bank	8/28/2023	8/28/2028	4.50	15,000,000	14,962,800	14,964,103	14,638,650
Federal Agencies	3133EPUN3	Federal Farm Credit Bank	8/28/2023	8/28/2028	4.50	25,000,000	24,943,500	24,945,479	24,397,750
Federal Agencies	3133EPUN3	Federal Farm Credit Bank	8/28/2023	8/28/2028	4.50	33,000,000	32,904,960	32,908,289	32,205,030
Subtotals					2.85	\$ 6,722,653,000	\$ 6,716,987,158	\$ 6,716,771,321	\$ 6,494,244,775
Public Time Deposit	PPG62B630	Bank of San Francisco	6/5/2023	12/4/2023	5.46	\$ 10,000,000	\$ 10,000,000	\$ 10,000,000	\$ 10,000,000
Public Time Deposit	PPG42YDZ6	Bridge Bank NA	6/19/2023	12/18/2023	5.37	10,000,000	10,000,000	10,000,000	10,000,000
Public Time Deposit	PPG24NBE1	Bank of San Francisco	7/10/2023	1/8/2024	5.54	10,000,000	10,000,000	10,000,000	10,000,000
Public Time Deposit	PPG250Y96	Bridge Bank NA	7/17/2023	1/16/2024	5.49	10,000,000	10,000,000	10,000,000	10,000,000
Subtotals					5.47	\$ 40,000,000	\$ 40,000,000	\$ 40,000,000	\$ 40,000,000
Negotiable CDs	13606KRZ1	Canadian Imperial Bank/NY	1/10/2023	11/6/2023	5.32	\$ 50,000,000	\$ 50,000,000	\$ 50,000,000	\$ 49,998,000
Negotiable CDs	89115BJX9	Toronto Dominion Bank/NY	12/2/2022	11/20/2023	5.51	50,000,000	50,000,000	50,000,000	49,998,000
Negotiable CDs	06417MN84	Bank of Nova Scotia/HOU	12/5/2022	11/21/2023	5.50	50,000,000	50,000,000	50,000,000	49,997,500
Negotiable CDs	78015JPE1	Royal Bank of Canada/NY	12/19/2022	12/18/2023	5.37	50,000,000	50,000,000	50,000,000	49,982,000
Negotiable CDs	78015JRE9	Royal Bank of Canada/NY	1/5/2023	12/29/2023	5.43	100,000,000	100,000,000	100,000,000	99,961,000
Negotiable CDs	89115BPB0	Toronto Dominion Bank/NY	1/5/2023	1/3/2024	5.43	50,000,000	50,000,000	50,000,000	49,977,500
Negotiable CDs	89115BPF1	Toronto Dominion Bank/NY	1/5/2023	1/5/2024	5.43	50,000,000	50,000,000	50,000,000	49,975,500
Negotiable CDs	06367D3V5	Bank of Montreal/CHI	1/13/2023	1/12/2024	5.24	70,000,000	70,000,000	70,000,000	69,930,700
Negotiable CDs	89115BQB9	Toronto Dominion Bank/NY	1/17/2023	1/17/2024	5.24	50,000,000	50,000,000	50,000,000	49,943,500
Negotiable CDs	65603AMM0	Norinchukin Bank/NY	9/21/2023	1/23/2024	5.65	55,000,000	55,000,000	55,000,000	55,001,100
Negotiable CDs	89115BST8	Toronto Dominion Bank/NY	1/30/2023	1/29/2024	5.21	100,000,000	100,000,000	100,000,000	99,844,000
Negotiable CDs	89115BY79	Toronto Dominion Bank/NY	3/8/2023	1/29/2024	5.75	50,000,000	50,000,000	50,000,000	49,990,000
Negotiable CDs	06417MT47	Bank of Nova Scotia/HOU	2/10/2023	2/9/2024	5.43	50,000,000	50,000,000	50,000,000	49,954,000
Negotiable CDs	89115BWK2	Toronto Dominion Bank/NY	3/1/2023	2/22/2024	5.58	50,000,000	50,000,000	50,000,000	49,959,500
Negotiable CDs	89115BXF2	Toronto Dominion Bank/NY	3/6/2023	3/6/2024	5.60	50,000,000	50,000,000	50,000,000	49,953,500
Negotiable CDs	65603APG0	Norinchukin Bank/NY	10/25/2023	4/23/2024	5.83	50,000,000	50,000,000	50,000,000	50,000,500
Negotiable CDs	89115BNG1	Toronto Dominion Bank/NY	6/27/2023	6/5/2024	5.85	50,000,000	50,000,000	50,000,000	49,968,500
Negotiable CDs	06367DBJ3	Bank of Montreal/CHI	7/17/2023	6/7/2024	5.89	50,000,000	50,000,000	50,000,000	49,990,500
Negotiable CDs	06367DAU9	Bank of Montreal/CHI	6/27/2023	6/21/2024	5.87	100,000,000	100,000,000	100,000,000	99,949,000

Investment Inventory

Pooled Fund

Type of Investment	CUSIP	Issuer Name	Settle Date	Maturity		Coupon	Par Value	Original Cost	Amortized	
				Date					Book Value	Market Value
Negotiable CDs	78015JXW2	Royal Bank of Canada/NY	6/28/2023	6/28/2024		5.89	50,000,000	50,000,000	50,000,000	49,986,500
Negotiable CDs	06367DAX3	Bank of Montreal/CHI	7/5/2023	7/1/2024		6.00	100,000,000	100,000,000	100,029,000	100,029,000
Negotiable CDs	06367DBR5	Bank of Montreal/CHI	7/24/2023	7/1/2024		5.93	50,000,000	50,000,000	50,000,000	49,998,500
Negotiable CDs	13606KZR0	Canadian Imperial Bank/NY	8/7/2023	7/1/2024		5.89	50,000,000	50,000,000	50,000,000	49,990,000
Negotiable CDs	89115BRG7	Toronto Dominion Bank/NY	7/6/2023	7/1/2024		6.05	50,000,000	50,000,000	50,000,000	50,023,000
Negotiable CDs	89115BS84	Toronto Dominion Bank/NY	7/17/2023	7/1/2024		5.91	50,000,000	50,000,000	50,000,000	49,982,000
Negotiable CDs	89115BSQ4	Toronto Dominion Bank/NY	7/24/2023	7/1/2024		5.93	50,000,000	50,000,000	50,000,000	49,990,500
Negotiable CDs	89115BV80	Toronto Dominion Bank/NY	8/2/2023	7/3/2024		5.90	50,000,000	50,000,000	50,000,000	49,983,000
Negotiable CDs	06367DBW4	Bank of Montreal/CHI	8/1/2023	7/29/2024		5.97	50,000,000	50,000,000	50,000,000	50,007,500
Negotiable CDs	13606KZN9	Canadian Imperial Bank/NY	8/2/2023	7/29/2024		5.92	60,000,000	60,000,000	60,000,000	59,988,000
Negotiable CDs	06367DDS1	Bank of Montreal/CHI	10/10/2023	8/9/2024		5.88	50,000,000	50,000,000	50,000,000	49,998,500
Negotiable CDs	13606KD78	Canadian Imperial Bank/NY	9/20/2023	8/12/2024		5.92	50,000,000	50,000,000	50,000,000	50,006,000
Negotiable CDs	78015J7F8	Royal Bank of Canada/NY	9/20/2023	8/12/2024		5.93	60,000,000	60,000,000	60,000,000	60,018,600
Negotiable CDs	06367DCF0	Bank of Montreal/CHI	8/28/2023	8/14/2024		6.01	50,000,000	50,000,000	50,000,000	50,031,500
Negotiable CDs	78015JE37	Royal Bank of Canada/NY	10/31/2023	8/15/2024		5.86	50,000,000	50,000,000	50,000,000	50,000,000
Negotiable CDs	13606KF92	Canadian Imperial Bank/NY	10/10/2023	8/16/2024		5.88	50,000,000	50,000,000	50,000,000	49,997,500
Negotiable CDs	78015JE78	Royal Bank of Canada/NY	10/31/2023	8/26/2024		5.86	50,000,000	50,000,000	50,000,000	50,000,000
Negotiable CDs	13606KC38	Canadian Imperial Bank/NY	9/11/2023	9/9/2024		5.94	50,000,000	50,000,000	50,000,000	50,007,500
Negotiable CDs	78015J5K9	Royal Bank of Canada/NY	9/12/2023	9/9/2024		5.90	60,000,000	60,000,000	60,000,000	59,991,600
Negotiable CDs	06367DD44	Bank of Montreal/CHI	9/22/2023	9/23/2024		5.97	50,000,000	50,000,000	50,000,000	50,023,000
Negotiable CDs	78015JAK3	Royal Bank of Canada/NY	9/22/2023	9/23/2024		5.96	60,000,000	60,000,000	60,000,000	60,025,800
Negotiable CDs	89115BH52	Toronto Dominion Bank/NY	10/26/2023	10/21/2024		5.93	50,000,000	50,000,000	50,000,000	50,003,500
Subtotals						5.73	\$ 2,315,000,000	\$ 2,315,000,000	\$ 2,315,000,000	\$ 2,314,455,800
Commercial Paper	89233HY65	Toyota Motor Credit	6/26/2023	11/6/2023		0.00	\$ 50,000,000	\$ 48,987,722	\$ 49,954,333	\$ 49,955,500
Commercial Paper	89233HY81	Toyota Motor Credit	8/2/2023	11/8/2023		0.00	50,000,000	49,250,028	49,938,778	49,941,000
Commercial Paper	89233HYN8	Toyota Motor Credit	9/5/2023	11/22/2023		0.00	50,000,000	49,415,000	49,835,000	49,837,000
Commercial Paper	59515NYW7	Microsoft	10/11/2023	11/30/2023		0.00	35,000,000	34,739,444	34,843,667	34,844,600
Commercial Paper	62479MZ63	MUFG Bank Ltd/NY	10/11/2023	12/6/2023		0.00	35,000,000	34,703,278	34,809,250	34,813,100
Commercial Paper	62479MZN6	MUFG Bank Ltd/NY	10/27/2023	12/22/2023		0.00	50,000,000	49,576,111	49,606,389	49,613,500
Commercial Paper	59515MAV7	Microsoft	10/27/2023	1/29/2024		0.00	50,000,000	49,301,528	49,331,250	49,329,000
Commercial Paper	62479LBC8	MUFG Bank Ltd/NY	10/27/2023	2/12/2024		0.00	20,000,000	19,661,600	19,674,133	19,675,400
Commercial Paper	62479LBP9	MUFG Bank Ltd/NY	10/26/2023	2/23/2024		0.00	50,000,000	49,058,333	49,097,569	49,104,000
Commercial Paper	62479LCR4	MUFG Bank Ltd/NY	9/21/2023	3/25/2024		0.00	60,000,000	58,239,200	58,617,867	58,639,200
Commercial Paper	89233GE36	Toyota Motor Credit	8/8/2023	5/3/2024		0.00	60,000,000	57,489,333	58,273,333	58,312,200
Commercial Paper	89233GE69	Toyota Motor Credit	8/15/2023	5/6/2024		0.00	50,000,000	47,938,889	48,537,778	48,570,500
Commercial Paper	62479LG17	MUFG Bank Ltd/NY	10/26/2023	7/1/2024		0.00	50,000,000	48,046,042	48,085,278	48,091,500
Commercial Paper	89233GG18	Toyota Motor Credit	10/23/2023	7/1/2024		0.00	50,000,000	48,036,500	48,098,833	48,149,000
Subtotals						0.00	\$ 660,000,000	\$ 644,443,008	\$ 648,703,458	\$ 648,875,500
Money Market Funds	09248U718	BlackRock Liquidity Funds T-Fund	10/31/2023	11/1/2023		5.24	\$ 12,798,719	\$ 12,798,719	\$ 12,798,719	\$ 12,798,719
Money Market Funds	31607A703	Fidelity Govt Portfolio	10/31/2023	11/1/2023		5.28	739,335,397	739,335,397	739,335,397	739,335,397
Money Market Funds	608919718	Federated Hermes Govt Obligations Fi	10/31/2023	11/1/2023		5.26	12,074,187	12,074,187	12,074,187	12,074,187
Money Market Funds	262006208	Dreyfus Government Cash Manageme	10/31/2023	11/1/2023		5.23	15,091,552	15,091,552	15,091,552	15,091,552
Money Market Funds	85749T517	State Street Institutional U.S. Govt MM	10/31/2023	11/1/2023		5.27	634,320,868	634,320,868	634,320,868	634,320,868
Money Market Funds	61747C319	Morgan Stanley Institutional Liquidity F	10/31/2023	11/1/2023		5.25	16,238,263	16,238,263	16,238,263	16,238,263
Subtotals						5.28	\$ 1,429,858,985	\$ 1,429,858,985	\$ 1,429,858,985	\$ 1,429,858,985

Investment Inventory Pooled Fund

Type of Investment	CUSIP	Issuer Name	Settle Date	Maturity		Coupon	Par Value	Original Cost	Amortized	
				Date	Date				Book Value	Market Value
Supranationals	45906M3B5	Int'l Bank for Recon and Dev	3/23/2022	6/14/2024	1.98	\$ 100,000,000	\$ 100,000,000	\$ 100,000,000	\$ 97,634,000	
Supranationals	4581X0EE4	Inter-American Development Bank	7/1/2022	7/1/2024	3.25	80,000,000	79,992,000	79,997,330	78,757,600	
Supranationals	459056HV2	Int'l Bank for Recon and Dev	11/2/2021	8/28/2024	1.50	50,000,000	50,984,250	50,288,586	48,373,500	
Supranationals	4581X0DZ8	Inter-American Development Bank	11/4/2021	9/23/2024	0.50	50,000,000	49,595,500	49,874,121	47,790,000	
Supranationals	45950VQG4	International Finance Corp	10/22/2021	9/23/2024	0.44	10,000,000	9,918,700	9,975,008	9,532,600	
Supranationals	4581X0CM8	Inter-American Development Bank	4/26/2021	1/15/2025	2.13	100,000,000	105,676,000	101,844,700	96,117,000	
Supranationals	459058JB0	Int'l Bank for Recon and Dev	7/23/2021	4/22/2025	0.63	40,000,000	40,086,000	40,033,860	37,350,000	
Supranationals	4581X0DN5	Inter-American Development Bank	11/1/2021	7/15/2025	0.63	28,900,000	28,519,098	28,724,481	26,729,899	
Supranationals	45950VRU2	International Finance Corp	1/26/2023	1/26/2026	4.02	100,000,000	100,000,000	100,000,000	97,252,000	
Supranationals	45818WDG8	Inter-American Development Bank	8/25/2021	2/27/2026	0.82	19,500,000	19,556,907	19,529,369	17,568,135	
Supranationals	45906M4C2	Int'l Bank for Recon and Dev	6/15/2023	6/15/2026	5.75	32,000,000	32,000,000	32,000,000	31,792,960	
Subtotals						2.35	\$ 610,400,000	\$ 616,328,455	\$ 612,267,455	\$ 588,897,694
Grand Totals						2.98	\$ 15,222,911,985	\$ 15,207,264,129	\$ 15,203,118,305	\$ 14,734,410,504

Monthly Investment Earnings

Pooled Fund

For month ended October 31, 2023

Type of Investment	CUSIP	Issuer Name	Par Value	Accrued Interest Earned	(Amortization) / Accretion	Realized Gain/(Loss)	Total Earnings
U.S. Treasuries	912797FJ1	B 0.000 11/09/2023	\$ 10,000,000		45,381	\$	45,381
U.S. Treasuries	912797FL6	B 0.000 11/24/2023	10,000,000		45,613		45,613
U.S. Treasuries	912797HC4	B 0.000 10/24/2023			166,750		166,750
U.S. Treasuries	9128285Z9	T 2.500 01/31/2024	50,000,000	105,299	(91,712)		13,587
U.S. Treasuries	912828B66	T 2.750 02/15/2024	50,000,000	115,829	(11,481)		104,347
U.S. Treasuries	912828G38	T 2.250 11/15/2024	50,000,000	94,769	(72,728)		22,041
U.S. Treasuries	912828G38	T 2.250 11/15/2024	50,000,000	94,769	(74,467)		20,302
U.S. Treasuries	912828R36	T 1.625 05/15/2026	50,000,000	68,444	(38,871)		29,573
U.S. Treasuries	912828R36	T 1.625 05/15/2026	50,000,000	68,444	(34,036)		34,409
U.S. Treasuries	912828WE6	T 2.750 11/15/2023	50,000,000	115,829	(42,540)		73,289
U.S. Treasuries	912828XB1	T 2.125 05/15/2025	50,000,000	89,504	(65,387)		24,117
U.S. Treasuries	912828XT2	T 2.000 05/31/2024	50,000,000	84,699	(66,202)		18,498
U.S. Treasuries	912828Y87	T 1.750 07/31/2024	50,000,000	73,709	(56,226)		17,484
U.S. Treasuries	912828YM6	T 1.500 10/31/2024	50,000,000	63,202	(41,798)		21,403
U.S. Treasuries	912828YY0	T 1.750 12/31/2024	50,000,000	73,709	(49,765)		23,945
U.S. Treasuries	912828Z52	T 1.375 01/31/2025	50,000,000	57,914	(33,489)		24,426
U.S. Treasuries	912828Z52	T 1.375 01/31/2025	50,000,000	57,914	(33,700)		24,214
U.S. Treasuries	912828ZC7	T 1.125 02/28/2025	50,000,000	47,905	(21,690)		26,216
U.S. Treasuries	912828ZC7	T 1.125 02/28/2025	50,000,000	47,905	(21,636)		26,269
U.S. Treasuries	912828ZF0	T 0.500 03/31/2025	50,000,000	21,175	4,732		25,906
U.S. Treasuries	912828ZF0	T 0.500 03/31/2025	50,000,000	21,175	3,443		24,618
U.S. Treasuries	912828ZL7	T 0.375 04/30/2025	50,000,000	15,800	8,266		24,066
U.S. Treasuries	912828ZW3	T 0.250 06/30/2025	50,000,000	10,530	16,915		27,445
U.S. Treasuries	912828ZW3	T 0.250 06/30/2025	50,000,000	10,530	18,849		29,379
U.S. Treasuries	912828ZW3	T 0.250 06/30/2025	50,000,000	10,530	14,756		25,286
U.S. Treasuries	912828ZW3	T 0.250 06/30/2025	50,000,000	10,530	16,772		27,302
U.S. Treasuries	912828ZW3	T 0.250 06/30/2025	50,000,000	10,530	15,378		25,908
U.S. Treasuries	912828ZW3	T 0.250 06/30/2025	50,000,000	10,530	14,750		25,280
U.S. Treasuries	912828ZW3	T 0.250 06/30/2025	50,000,000	10,530	10,877		21,407
U.S. Treasuries	912828ZW3	T 0.250 06/30/2025	50,000,000	10,530	12,926		23,456
U.S. Treasuries	912828ZW3	T 0.250 06/30/2025	50,000,000	10,530	32,670		43,200
U.S. Treasuries	91282CAB7	T 0.250 07/31/2025	50,000,000	10,530	11,519		22,049
U.S. Treasuries	91282CAB7	T 0.250 07/31/2025	50,000,000	10,530	13,566		24,096
U.S. Treasuries	91282CAM3	T 0.250 09/30/2025	50,000,000	10,587	17,234		27,822
U.S. Treasuries	91282CAM3	T 0.250 09/30/2025	50,000,000	10,587	14,592		25,179
U.S. Treasuries	91282CAT8	T 0.250 10/31/2025	50,000,000	10,534	12,719		23,252
U.S. Treasuries	91282CAT8	T 0.250 10/31/2025	50,000,000	10,534	16,771		27,305
U.S. Treasuries	91282CAT8	T 0.250 10/31/2025	50,000,000	10,534	17,325		27,858
U.S. Treasuries	91282CBA8	T 0.125 12/15/2023	50,000,000	5,294	7,198		12,492
U.S. Treasuries	91282CBA8	T 0.125 12/15/2023	50,000,000	5,294	25,173		30,467
U.S. Treasuries	91282CBA8	T 0.125 12/15/2023	50,000,000	5,294	23,638		28,932
U.S. Treasuries	91282CBC4	T 0.375 12/31/2025	50,000,000	15,795	9,544		25,339
U.S. Treasuries	91282CBC4	T 0.375 12/31/2025	50,000,000	15,795	12,767		28,561
U.S. Treasuries	91282CBR1	T 0.250 03/15/2024	50,000,000	10,646	54,230		64,875
U.S. Treasuries	91282CBW0	T 0.750 04/30/2026	50,000,000	31,601	5,928		37,529
U.S. Treasuries	91282CBW0	T 0.750 04/30/2026	50,000,000	31,601	4,739		36,340
U.S. Treasuries	91282CCC3	T 0.250 05/15/2024	50,000,000	10,530	8,319		18,849
U.S. Treasuries	91282CCJ8	T 0.875 06/30/2026	50,000,000	36,855	1,162		38,016

Monthly Investment Earnings

Pooled Fund

Type of Investment	CUSIP	Issuer Name	Par Value	Accrued Interest Earned	(Amortization) / Accretion	Realized Gain/(Loss)	Total Earnings
U.S. Treasuries	91282CCJ8	T 0.875 06/30/2026	50,000,000	36,855	(1,203)		35,652
U.S. Treasuries	91282CCJ8	T 0.875 06/30/2026	50,000,000	36,855	(5,941)		30,914
U.S. Treasuries	91282CCJ8	T 0.875 06/30/2026	50,000,000	36,855	(5,639)		31,216
U.S. Treasuries	91282CCJ8	T 0.875 06/30/2026	50,000,000	36,855	(7,040)		29,815
U.S. Treasuries	91282CCJ8	T 0.875 06/30/2026	50,000,000	36,855	(4,172)		32,682
U.S. Treasuries	91282CCJ8	T 0.875 06/30/2026	50,000,000	36,855	1,114		37,968
U.S. Treasuries	91282CCJ8	T 0.875 06/30/2026	50,000,000	36,855	7,322		44,177
U.S. Treasuries	91282CCJ8	T 0.875 06/30/2026	50,000,000	36,855	18,408		55,263
U.S. Treasuries	91282CCL3	T 0.375 07/15/2024	50,000,000	15,795	56		15,851
U.S. Treasuries	91282CCL3	T 0.375 07/15/2024	50,000,000	15,795	1,131		16,926
U.S. Treasuries	91282CCL3	T 0.375 07/15/2024	50,000,000	15,795	91,224		107,019
U.S. Treasuries	91282CCT6	T 0.375 08/15/2024	50,000,000	15,795	2,899		18,694
U.S. Treasuries	91282CCW9	T 0.750 08/31/2026	50,000,000	31,937	9,496		41,433
U.S. Treasuries	91282CCZ2	T 0.875 09/30/2026	50,000,000	37,056	5,295		42,351
U.S. Treasuries	91282CCZ2	T 0.875 09/30/2026	50,000,000	37,056	5,595		42,651
U.S. Treasuries	91282CCZ2	T 0.875 09/30/2026	50,000,000	37,056	11,694		48,750
U.S. Treasuries	91282CDK4	T 1.250 11/30/2026	50,000,000	52,937	(1,229)		51,708
U.S. Treasuries	91282CDK4	T 1.250 11/30/2026	50,000,000	52,937	(1,997)		50,940
U.S. Treasuries	91282CDK4	T 1.250 11/30/2026	50,000,000	52,937	53,063		106,000
U.S. Treasuries	91282CDQ1	T 1.250 12/31/2026	50,000,000	52,649	51,594		104,243
U.S. Treasuries	91282CDV0	T 0.875 01/31/2024	50,000,000	36,855	26,719		63,574
U.S. Treasuries	91282CDV0	T 0.875 01/31/2024	50,000,000	36,855	65,501		102,355
U.S. Treasuries	91282CEF4	T 2.500 03/31/2027	25,000,000	52,937	4,125		57,062
U.S. Treasuries	91282CFK2	T 3.500 09/15/2025	50,000,000	149,038	29,766		178,805
Subtotals			\$ 3,445,000,000	\$ 2,643,570	\$ 286,555	\$ -	\$ 2,930,125
Federal Agencies	3130A1XJ2	FHLB 2.875 06/14/2024	\$ 25,500,000	\$ 61,094	\$ (2,131)	\$	58,962
Federal Agencies	3130A1XJ2	FHLB 2.875 06/14/2024	50,000,000	119,792	(8,321)		111,471
Federal Agencies	3130A1XJ2	FHLB 2.875 06/14/2024	17,980,000	43,077	(2,610)		40,467
Federal Agencies	3130A1XJ2	FHLB 2.875 06/14/2024	15,955,000	38,226	(2,186)		36,040
Federal Agencies	3130A3VC5	FHLB 2.250 12/08/2023	30,000,000	56,250	(38,452)		17,798
Federal Agencies	3130A3VC5	FHLB 2.250 12/08/2023	10,000,000	18,750	(12,817)		5,933
Federal Agencies	3130A8ZQ9	FHLB 1.750 09/12/2025	10,295,000	15,014	(6,163)		8,850
Federal Agencies	3130AFW94	FHLB 2.500 02/13/2024	39,010,000	81,271	(61,729)		19,542
Federal Agencies	3130AN4A5	FHLB 0.700 06/30/2025	17,680,000	10,313	(1,169)		9,145
Federal Agencies	3130ANMP2	FHLB 1.070 07/27/2026	25,000,000	22,292			22,292
Federal Agencies	3130ANMP2	FHLB 1.070 07/27/2026	25,000,000	22,292			22,292
Federal Agencies	3130ANMP2	FHLB 1.070 07/27/2026	25,000,000	22,292			22,292
Federal Agencies	3130ANMP2	FHLB 1.070 07/27/2026	25,000,000	22,292			22,292
Federal Agencies	3130ANNM8	FHLB 1.050 07/13/2026	25,000,000	21,875			21,875
Federal Agencies	3130ANNM8	FHLB 1.050 07/13/2026	25,000,000	21,875			21,875
Federal Agencies	3130ANNM8	FHLB 1.050 07/13/2026	25,000,000	21,875			21,875
Federal Agencies	3130ANNM8	FHLB 1.050 07/13/2026	25,000,000	21,875			21,875
Federal Agencies	3130ANTG5	FHLB 1.050 08/10/2026	25,000,000	21,875			21,875
Federal Agencies	3130ANTG5	FHLB 1.050 08/10/2026	25,000,000	21,875			21,875
Federal Agencies	3130ANTG5	FHLB 1.050 08/10/2026	25,000,000	21,875			21,875
Federal Agencies	3130ANTG5	FHLB 1.050 08/10/2026	25,000,000	21,875			21,875
Federal Agencies	3130AP6T7	FHLB 1.075 09/03/2026	25,000,000	22,396			22,396
Federal Agencies	3130AP6T7	FHLB 1.075 09/03/2026	25,000,000	22,396			22,396

Monthly Investment Earnings

Pooled Fund

<u>Type of Investment</u>	<u>CUSIP</u>	<u>Issuer Name</u>	<u>Par Value</u>	<u>Accrued Interest Earned</u>	<u>(Amortization) / Accretion</u>	<u>Realized Gain/(Loss)</u>	<u>Total Earnings</u>
Federal Agencies	3130AP6T7	FHLB 1.075 09/03/2026	25,000,000	22,396			22,396
Federal Agencies	3130AP6T7	FHLB 1.075 09/03/2026	25,000,000	22,396			22,396
Federal Agencies	3130APPR0	FHLB 1.430 10/19/2026	25,000,000	29,792			29,792
Federal Agencies	3130APPR0	FHLB 1.430 10/19/2026	25,000,000	29,792			29,792
Federal Agencies	3130APPR0	FHLB 1.430 10/19/2026	25,000,000	29,792			29,792
Federal Agencies	3130APPR0	FHLB 1.430 10/19/2026	25,000,000	29,792			29,792
Federal Agencies	3130AQ7L1	FHLB 1.605 11/16/2026	25,000,000	33,438			33,438
Federal Agencies	3130AQ7L1	FHLB 1.605 11/16/2026	25,000,000	33,438			33,438
Federal Agencies	3130AQ7L1	FHLB 1.605 11/16/2026	25,000,000	33,438			33,438
Federal Agencies	3130AQ7L1	FHLB 1.605 11/16/2026	25,000,000	33,438			33,438
Federal Agencies	3130AQJ95	FHLB 1.645 12/14/2026	25,000,000	34,271			34,271
Federal Agencies	3130AQJ95	FHLB 1.645 12/14/2026	25,000,000	34,271			34,271
Federal Agencies	3130AQJ95	FHLB 1.645 12/14/2026	25,000,000	34,271			34,271
Federal Agencies	3130AQJ95	FHLB 1.645 12/14/2026	25,000,000	34,271			34,271
Federal Agencies	3130ARB59	FHLB 2.350 03/08/2027	25,000,000	48,958			48,958
Federal Agencies	3130ARB59	FHLB 2.350 03/08/2027	25,000,000	48,958			48,958
Federal Agencies	3130ARB59	FHLB 2.350 03/08/2027	25,000,000	48,958			48,958
Federal Agencies	3130ARB59	FHLB 2.350 03/08/2027	25,000,000	48,958			48,958
Federal Agencies	3130ARHG9	FHLB 2.125 02/28/2024	25,000,000	44,271	1,253		45,524
Federal Agencies	3130ARHG9	FHLB 2.125 02/28/2024	11,000,000	19,479	551		20,031
Federal Agencies	3130ASG86	FHLB 3.375 06/13/2025	12,700,000	35,719	(3,146)		32,573
Federal Agencies	3130ASG86	FHLB 3.375 06/13/2025	11,940,000	33,581	(1,787)		31,794
Federal Agencies	3130ASGU7	FHLB 3.500 06/11/2027	12,375,000	36,094	(3,083)		33,011
Federal Agencies	3130ASGU7	FHLB 3.500 06/11/2027	10,000,000	29,167	(2,453)		26,713
Federal Agencies	3130ASGU7	FHLB 3.500 06/11/2027	21,725,000	63,365	(5,058)		58,307
Federal Agencies	3130ASHK8	FHLB 3.125 06/14/2024	28,000,000	72,917	4,271		77,188
Federal Agencies	3130ASHK8	FHLB 3.125 06/14/2024	28,210,000	73,464	4,253		77,716
Federal Agencies	3130ASME6	FHLB 3.000 07/08/2024	15,000,000	37,500	1,234		38,734
Federal Agencies	3130ASME6	FHLB 3.000 07/08/2024	17,500,000	43,750	1,440		45,190
Federal Agencies	3130ASME6	FHLB 3.000 07/08/2024	10,000,000	25,000	823		25,823
Federal Agencies	3130ATST5	FHLB 4.375 06/13/2025	10,000,000	36,458	(2,627)		33,831
Federal Agencies	3130ATST5	FHLB 4.375 06/13/2025	9,915,000	36,148	(2,461)		33,688
Federal Agencies	3130ATST5	FHLB 4.375 06/13/2025	25,500,000	92,969	(5,046)		87,922
Federal Agencies	3130ATST5	FHLB 4.375 06/13/2025	3,000,000	10,938	(497)		10,440
Federal Agencies	3130ATST5	FHLB 4.375 06/13/2025	10,000,000	36,458	(1,461)		34,998
Federal Agencies	3130ATST5	FHLB 4.375 06/13/2025	24,000,000	87,500	(3,249)		84,251
Federal Agencies	3130ATT31	FHLB 4.500 10/03/2024	50,000,000	187,500	6,160		193,660
Federal Agencies	3130ATUQ8	FHLB 4.750 03/08/2024	10,000,000	39,583	(861)		38,723
Federal Agencies	3130ATUQ8	FHLB 4.750 03/08/2024	20,000,000	79,167	(52)		79,115
Federal Agencies	3130ATUQ8	FHLB 4.750 03/08/2024	30,000,000	118,750	(117)		118,633
Federal Agencies	3130ATUQ8	FHLB 4.750 03/08/2024	30,000,000	118,750	1,468		120,218
Federal Agencies	3130ATUQ8	FHLB 4.750 03/08/2024	25,000,000	98,958	1,224		100,182
Federal Agencies	3130ATVD6	FHLB 4.875 09/13/2024	50,000,000	203,125	(2,856)		200,269
Federal Agencies	3130AU4V3	FHLB 4.800 01/08/2024	11,000,000	44,000	86		44,086
Federal Agencies	3130AU4V3	FHLB 4.800 01/08/2024	25,000,000	100,000	979		100,979
Federal Agencies	3130AUTC8	FHLB 4.010 02/06/2026	21,100,000	70,509	3,250		73,759
Federal Agencies	3130AUVZ4	FHLB 4.500 02/13/2025	50,000,000	187,500	3,329		190,829
Federal Agencies	3130AUYG3	FHLB 5.100 02/16/2024	25,000,000	106,250	297		106,547
Federal Agencies	3130AV7L0	FHLB 5.000 02/28/2025	25,000,000	104,167	1,405		105,572

Monthly Investment Earnings

Pooled Fund

<u>Type of Investment</u>	<u>CUSIP</u>	<u>Issuer Name</u>	<u>Par Value</u>	<u>Accrued Interest Earned</u>	<u>(Amortization) / Accretion</u>	<u>Realized Gain/(Loss)</u>	<u>Total Earnings</u>
Federal Agencies	3130AV7L0	FHLB 5.000 02/28/2025	35,000,000	145,833	1,967		147,801
Federal Agencies	3130AVWS7	FHLB 3.750 06/12/2026	17,045,000	53,266	1,470		54,735
Federal Agencies	3130AVWS7	FHLB 3.750 06/12/2026	20,000,000	62,500	1,680		64,180
Federal Agencies	3130AWAH3	FHLB 4.000 06/12/2026	15,000,000	50,000	2,819		52,819
Federal Agencies	3130AWAH3	FHLB 4.000 06/12/2026	10,000,000	33,333	1,840		35,173
Federal Agencies	3130AWER7	FHLB 4.625 06/06/2025	25,000,000	96,354	887		97,241
Federal Agencies	3130AWER7	FHLB 4.625 06/06/2025	15,000,000	57,813	532		58,345
Federal Agencies	3130AWER7	FHLB 4.625 06/06/2025	52,000,000	200,417	1,845		202,262
Federal Agencies	3130AWER7	FHLB 4.625 06/06/2025	10,000,000	38,542	355		38,897
Federal Agencies	3130AWFH8	FHLB 5.510 07/12/2024	50,000,000	229,583			229,583
Federal Agencies	3130AWLY4	FHLB 5.125 06/13/2025	48,150,000	205,641	(4,138)		201,503
Federal Agencies	3130AWLY4	FHLB 5.125 06/13/2025	10,800,000	46,125	(811)		45,314
Federal Agencies	3130AWLZ1	FHLB 4.750 06/12/2026	50,000,000	197,917	4,180		202,096
Federal Agencies	3130AXCP1	FHLB 4.875 09/11/2026	11,895,000	20,940	966		21,906
Federal Agencies	313384MQ9	FHDN 0.000 10/06/2023			20,417		20,417
Federal Agencies	313384MQ9	FHDN 0.000 10/06/2023			24,500		24,500
Federal Agencies	313384MV8	FHDN 0.000 10/11/2023			80,000		80,000
Federal Agencies	313384MV8	FHDN 0.000 10/11/2023			53,333		53,333
Federal Agencies	313384MV8	FHDN 0.000 10/11/2023			34,167		34,167
Federal Agencies	313384MV8	FHDN 0.000 10/11/2023			34,167		34,167
Federal Agencies	313384NE5	FHDN 0.000 10/20/2023			90,514		90,514
Federal Agencies	313384NE5	FHDN 0.000 10/20/2023			139,942		139,942
Federal Agencies	313384NE5	FHDN 0.000 10/20/2023			112,532		112,532
Federal Agencies	313384NK1	FHDN 0.000 10/25/2023			150,435		150,435
Federal Agencies	313384NK1	FHDN 0.000 10/25/2023			3,646		3,646
Federal Agencies	313384NK1	FHDN 0.000 10/25/2023			3,646		3,646
Federal Agencies	313384NK1	FHDN 0.000 10/25/2023			3,646		3,646
Federal Agencies	313384NK1	FHDN 0.000 10/25/2023			3,646		3,646
Federal Agencies	313384NL9	FHDN 0.000 10/26/2023			7,319		7,319
Federal Agencies	313384NL9	FHDN 0.000 10/26/2023			7,319		7,319
Federal Agencies	313384NM7	FHDN 0.000 10/27/2023			7,319		7,319
Federal Agencies	313384NM7	FHDN 0.000 10/27/2023			7,319		7,319
Federal Agencies	313384NX3	FHDN 0.000 11/06/2023	50,000,000		221,090		221,090
Federal Agencies	313384PG8	FHDN 0.000 11/15/2023	17,500,000		79,717		79,717
Federal Agencies	313384PM5	FHDN 0.000 11/20/2023	10,000,000		45,510		45,510
Federal Agencies	313384ST7	FHDN 0.000 02/06/2024	10,650,000		44,020		44,020
Federal Agencies	313384YV5	FHDN 0.000 07/01/2024	25,000,000		3,642		3,642
Federal Agencies	313384YV5	FHDN 0.000 07/01/2024	25,000,000		3,642		3,642
Federal Agencies	313384YV5	FHDN 0.000 07/01/2024	25,000,000		3,642		3,642
Federal Agencies	3133ELCP7	FFCB 1.625 12/03/2024	25,000,000	33,854	679		34,533
Federal Agencies	3133ELNE0	FFCB 1.430 02/14/2024	20,495,000	24,423	(9,891)		14,533
Federal Agencies	3133ELQY3	FFCB 1.210 03/03/2025	24,000,000	24,200	614		24,814
Federal Agencies	3133ELQY3	FFCB 1.210 03/03/2025	16,000,000	16,133	159		16,293
Federal Agencies	3133EM5X6	FFCB 0.430 09/23/2024	25,000,000	8,958	714		9,673
Federal Agencies	3133EM5X6	FFCB 0.430 09/23/2024	50,000,000	17,917	1,428		19,345
Federal Agencies	3133EM5X6	FFCB 0.430 09/23/2024	50,000,000	17,917	1,428		19,345
Federal Agencies	3133EMRZ7	FFCB 0.250 02/26/2024	5,000,000	1,042	51		1,093
Federal Agencies	3133EMRZ7	FFCB 0.250 02/26/2024	5,000,000	1,042	51		1,093
Federal Agencies	3133EMRZ7	FFCB 0.250 02/26/2024	100,000,000	20,833	1,019		21,853

Monthly Investment Earnings

Pooled Fund

<u>Type of Investment</u>	<u>CUSIP</u>	<u>Issuer Name</u>	<u>Par Value</u>	<u>Accrued Interest Earned</u>	<u>(Amortization) / Accretion</u>	<u>Realized Gain/(Loss)</u>	<u>Total Earnings</u>
Federal Agencies	3133EMTW2	FFCB 0.300 03/18/2024	50,000,000	12,500	1,711		14,211
Federal Agencies	3133EMTW2	FFCB 0.300 03/18/2024	50,000,000	12,500	1,713		14,213
Federal Agencies	3133EMV25	FFCB 0.450 07/23/2024	50,000,000	18,750	(2,636)		16,114
Federal Agencies	3133EMWT5	FFCB 0.600 04/21/2025	50,000,000	25,000	562		25,562
Federal Agencies	3133EMWV0	FFCB 0.350 04/22/2024	39,000,000	11,375	(312)		11,063
Federal Agencies	3133EMWV0	FFCB 0.350 04/22/2024	29,424,000	8,582	(236)		8,346
Federal Agencies	3133EMWV0	FFCB 0.350 04/22/2024	16,545,000	4,826	(132)		4,693
Federal Agencies	3133EMZ21	FFCB 0.690 04/06/2026	15,500,000	8,913	763		9,675
Federal Agencies	3133EN2L3	FFCB 4.125 05/17/2027	21,000,000	72,188	245		72,433
Federal Agencies	3133EN2L3	FFCB 4.125 05/17/2027	5,000,000	17,188	65		17,253
Federal Agencies	3133EN2L3	FFCB 4.125 05/17/2027	4,650,000	15,984	61		16,045
Federal Agencies	3133EN2L3	FFCB 4.125 05/17/2027	25,000,000	85,938	326		86,263
Federal Agencies	3133EN4B3	FFCB 4.250 06/13/2025	15,000,000	53,125	394		53,519
Federal Agencies	3133EN4B3	FFCB 4.250 06/13/2025	15,000,000	53,125	346		53,471
Federal Agencies	3133EN4B3	FFCB 4.250 06/13/2025	15,000,000	53,125	372		53,497
Federal Agencies	3133EN4N7	FFCB 4.250 12/20/2024	25,000,000	88,542	1,930		90,471
Federal Agencies	3133EN4N7	FFCB 4.250 12/20/2024	10,000,000	35,417	725		36,142
Federal Agencies	3133EN4N7	FFCB 4.250 12/20/2024	25,000,000	88,542	1,930		90,471
Federal Agencies	3133EN5E6	FFCB 4.000 12/29/2025	15,000,000	50,000	1,281		51,281
Federal Agencies	3133EN5E6	FFCB 4.000 12/29/2025	25,000,000	83,333	2,157		85,490
Federal Agencies	3133EN5E6	FFCB 4.000 12/29/2025	20,000,000	66,667	1,708		68,375
Federal Agencies	3133EN6A3	FFCB 4.000 01/13/2026	30,000,000	100,000	645		100,645
Federal Agencies	3133EN6A3	FFCB 4.000 01/13/2026	20,000,000	66,667	498		67,164
Federal Agencies	3133ENEG1	FFCB 1.050 11/17/2025	55,000,000	48,125	1,634		49,759
Federal Agencies	3133ENEG1	FFCB 1.050 11/17/2025	39,675,000	34,716	1,120		35,835
Federal Agencies	3133ENEJ5	FFCB 0.875 11/18/2024	50,000,000	36,458	1,626		38,085
Federal Agencies	3133ENEJ5	FFCB 0.875 11/18/2024	10,000,000	7,292	325		7,617
Federal Agencies	3133ENEJ5	FFCB 0.875 11/18/2024	10,000,000	7,292	325		7,617
Federal Agencies	3133ENGF1	FFCB 0.500 12/01/2023	25,000,000	10,417	1,544		11,960
Federal Agencies	3133ENGF1	FFCB 0.500 12/01/2023	75,000,000	31,250	4,631		35,881
Federal Agencies	3133ENGF1	FFCB 0.500 12/01/2023	25,000,000	10,417	1,544		11,960
Federal Agencies	3133ENGQ7	FFCB 0.920 12/09/2024	50,000,000	38,333	424		38,758
Federal Agencies	3133ENGQ7	FFCB 0.920 12/09/2024	50,000,000	38,333	1,047		39,380
Federal Agencies	3133ENHM5	FFCB 1.170 12/16/2025	45,000,000	43,875	974		44,849
Federal Agencies	3133ENHM5	FFCB 1.170 12/16/2025	50,000,000	48,750	1,082		49,832
Federal Agencies	3133ENHR4	FFCB 0.680 12/20/2023	62,000,000	35,133	1,253		36,387
Federal Agencies	3133ENHR4	FFCB 0.680 12/20/2023	25,000,000	14,167	527		14,693
Federal Agencies	3133ENHR4	FFCB 0.680 12/20/2023	25,000,000	14,167	510		14,676
Federal Agencies	3133ENJ35	FFCB 3.320 02/25/2026	35,000,000	96,833	1,026		97,859
Federal Agencies	3133ENJ84	FFCB 3.375 08/26/2024	50,000,000	140,625	3,541		144,166
Federal Agencies	3133ENKS8	FFCB 1.125 01/06/2025	20,000,000	18,750	1,279		20,029
Federal Agencies	3133ENKS8	FFCB 1.125 01/06/2025	25,000,000	23,438	1,598		25,036
Federal Agencies	3133ENKS8	FFCB 1.125 01/06/2025	25,000,000	23,438	1,598		25,036
Federal Agencies	3133ENLF5	FFCB 0.900 01/18/2024	50,000,000	37,500	12,946		50,446
Federal Agencies	3133ENLF5	FFCB 0.900 01/18/2024	11,856,000	8,892	5,296		14,188
Federal Agencies	3133ENP79	FFCB 4.250 09/26/2024	50,000,000	177,083	170		177,253
Federal Agencies	3133ENRD4	FFCB 1.680 03/10/2027	48,573,000	68,002	19,434		87,436
Federal Agencies	3133ENTS9	FFCB 2.600 04/05/2027	24,500,000	53,083	2,089		55,172
Federal Agencies	3133ENTS9	FFCB 2.600 04/05/2027	22,500,000	48,750	1,829		50,579

Monthly Investment Earnings

Pooled Fund

<u>Type of Investment</u>	<u>CUSIP</u>	<u>Issuer Name</u>	<u>Par Value</u>	<u>Accrued Interest Earned</u>	<u>(Amortization) / Accretion</u>	<u>Realized Gain/(Loss)</u>	<u>Total Earnings</u>
Federal Agencies	3133ENTS9	FFCB 2.600 04/05/2027	25,000,000	54,167	3,329		57,496
Federal Agencies	3133ENU00	FFCB 2.640 04/08/2026	20,000,000	44,000	823		44,823
Federal Agencies	3133ENU00	FFCB 2.640 04/08/2026	30,000,000	66,000	1,235		67,235
Federal Agencies	3133ENWP1	FFCB 2.625 05/16/2024	45,000,000	98,438	2,576		101,014
Federal Agencies	3133ENWP1	FFCB 2.625 05/16/2024	50,000,000	109,375	2,863		112,238
Federal Agencies	3133ENXE5	FFCB 2.850 05/23/2025	6,000,000	14,250	238		14,488
Federal Agencies	3133ENXE5	FFCB 2.850 05/23/2025	20,000,000	47,500	792		48,292
Federal Agencies	3133ENYH7	FFCB 2.625 06/10/2024	100,000,000	218,750	5,471		224,221
Federal Agencies	3133ENYQ7	FFCB 2.950 06/13/2025	50,000,000	122,917	693		123,610
Federal Agencies	3133ENYX2	FFCB 3.250 06/17/2024	50,000,000	135,417	1,272		136,689
Federal Agencies	3133ENYX2	FFCB 3.250 06/17/2024	25,000,000	67,708	1,251		68,959
Federal Agencies	3133ENYX2	FFCB 3.250 06/17/2024	25,000,000	67,708	1,240		68,949
Federal Agencies	3133ENZ37	FFCB 4.875 01/10/2025	20,000,000	81,250	47		81,297
Federal Agencies	3133ENZ37	FFCB 4.875 01/10/2025	10,000,000	40,625	23		40,648
Federal Agencies	3133ENZ37	FFCB 4.875 01/10/2025	20,000,000	81,250	16		81,266
Federal Agencies	3133ENZ94	FFCB 4.500 11/18/2024	25,000,000	93,750	1,124		94,874
Federal Agencies	3133ENZK9	FFCB 3.240 06/28/2027	27,865,000	75,236	(3,993)		71,242
Federal Agencies	3133ENZS2	FFCB 3.100 06/28/2024	25,000,000	64,583	530		65,113
Federal Agencies	3133ENZS2	FFCB 3.100 06/28/2024	50,000,000	129,167	1,145		130,312
Federal Agencies	3133ENZS2	FFCB 3.100 06/28/2024	25,000,000	64,583	573		65,156
Federal Agencies	3133EPAG0	FFCB 4.250 02/10/2025	29,875,000	105,807	6,740		112,547
Federal Agencies	3133EPAG0	FFCB 4.250 02/10/2025	10,000,000	35,417	2,239		37,656
Federal Agencies	3133EPBF1	FFCB 4.875 08/21/2024	10,000,000	40,625	244		40,869
Federal Agencies	3133EPBF1	FFCB 4.875 08/21/2024	25,000,000	101,563	567		102,129
Federal Agencies	3133EPBF1	FFCB 4.875 08/21/2024	20,000,000	81,250	453		81,703
Federal Agencies	3133EPBJ3	FFCB 4.375 02/23/2026	50,000,000	182,292	2,319		184,611
Federal Agencies	3133EPBJ3	FFCB 4.375 02/23/2026	25,000,000	91,146	1,315		92,461
Federal Agencies	3133EPBJ3	FFCB 4.375 02/23/2026	28,000,000	102,083	1,299		103,382
Federal Agencies	3133EPBM6	FFCB 4.125 08/23/2027	10,000,000	34,375	491		34,866
Federal Agencies	3133EPDL6	FFCB 4.850 10/01/2025	50,000,000	202,083			202,083
Federal Agencies	3133EPHD0	FFCB 4.500 10/28/2024	20,000,000	75,000	1,784		76,784
Federal Agencies	3133EPHD0	FFCB 4.500 10/28/2024	25,000,000	93,750	2,315		96,065
Federal Agencies	3133EPJX4	FFCB 3.625 02/17/2026	30,000,000	90,625	2,909		93,534
Federal Agencies	3133EPJX4	FFCB 3.625 02/17/2026	25,000,000	75,521	2,201		77,722
Federal Agencies	3133EPKA2	FFCB 4.000 08/18/2025	26,500,000	88,333	609		88,942
Federal Agencies	3133EPKA2	FFCB 4.000 08/18/2025	30,000,000	100,000	689		100,689
Federal Agencies	3133EPKA2	FFCB 4.000 08/18/2025	25,000,000	83,333	678		84,011
Federal Agencies	3133EPMU6	FFCB 4.250 06/15/2026	30,000,000	106,250	1,375		107,625
Federal Agencies	3133EPMU6	FFCB 4.250 06/15/2026	20,000,000	70,833	871		71,705
Federal Agencies	3133EPMU6	FFCB 4.250 06/15/2026	24,700,000	87,479	1,691		89,170
Federal Agencies	3133EPMV4	FFCB 4.125 06/15/2027	28,940,000	99,481	596		100,077
Federal Agencies	3133EPNG6	FFCB 4.375 06/23/2026	50,000,000	182,292	750		183,041
Federal Agencies	3133EPNG6	FFCB 4.375 06/23/2026	25,000,000	91,146	375		91,521
Federal Agencies	3133EPNG6	FFCB 4.375 06/23/2026	25,000,000	91,146	375		91,521
Federal Agencies	3133EPSK2	FFCB 4.250 08/07/2028	19,500,000	69,063	1,489		70,551
Federal Agencies	3133EPSW6	FFCB 4.500 08/14/2026	50,000,000	187,500	3,253		190,753
Federal Agencies	3133EPUN3	FFCB 4.500 08/28/2028	10,000,000	37,500	355		37,855
Federal Agencies	3133EPUN3	FFCB 4.500 08/28/2028	25,000,000	93,750	959		94,709
Federal Agencies	3133EPUN3	FFCB 4.500 08/28/2028	15,000,000	56,250	631		56,881

Monthly Investment Earnings

Pooled Fund

<u>Type of Investment</u>	<u>CUSIP</u>	<u>Issuer Name</u>	<u>Par Value</u>	<u>Accrued Interest Earned</u>	<u>(Amortization) / Accretion</u>	<u>Realized Gain/(Loss)</u>	<u>Total Earnings</u>
Federal Agencies	3133EPUN3	FFCB 4.500 08/28/2028	33,000,000	123,750	1,613		125,363
Federal Agencies	3133EPVP7	FFCB 4.750 07/08/2026	19,000,000	75,208	456		75,664
Federal Agencies	3133EPVP7	FFCB 4.750 07/08/2026	10,000,000	39,583	249		39,832
Federal Agencies	3133EPVP7	FFCB 4.750 07/08/2026	21,000,000	83,125	516		83,641
Federal Agencies	3133EPVY8	FFCB 5.000 09/15/2025	8,230,000	34,292	251		34,543
Federal Agencies	3133EPVY8	FFCB 5.000 09/15/2025	15,000,000	62,500	770		63,270
Federal Agencies	3133EPVY8	FFCB 5.000 09/15/2025	20,000,000	83,333	1,026		84,360
Federal Agencies	3133EPYW9	FFCB 5.125 10/20/2025	50,000,000	78,299	460		78,758
Federal Agencies	3133EPYW9	FFCB 5.125 10/20/2025	25,000,000	39,149	238		39,387
Federal Agencies	3133EPYW9	FFCB 5.125 10/20/2025	35,000,000	54,809	454		55,263
Federal Agencies	3133EPYW9	FFCB 5.125 10/20/2025	24,000,000	37,583	1,257		38,840
Federal Agencies	3133EPZA6	FFCB 4.875 10/20/2026	30,000,000	44,688	1,816		46,504
Federal Agencies	3133EPZA6	FFCB 4.875 10/20/2026	14,000,000	20,854	1,041		21,895
Federal Agencies	3133EPZY4	FFCB 5.000 07/30/2026	25,000,000	3,472	126		3,598
Federal Agencies	3133EPZY4	FFCB 5.000 07/30/2026	3,000,000	417	16		433
Federal Agencies	3133EPZY4	FFCB 5.000 07/30/2026	9,615,000	1,335	52		1,387
Federal Agencies	3133EPZY4	FFCB 5.000 07/30/2026	16,000,000	2,222	86		2,308
Federal Agencies	3134GYRY0	FHLMC 5.290 11/02/2026	25,000,000	110,208			110,208
Federal Agencies	3134GYRY0	FHLMC 5.290 11/02/2026	25,000,000	110,208			110,208
Federal Agencies	3134GYRY0	FHLMC 5.290 11/02/2026	25,000,000	110,208			110,208
Federal Agencies	3134GYRY0	FHLMC 5.290 11/02/2026	25,000,000	110,208			110,208
Federal Agencies	3134GYUV2	FHLMC 5.940 06/29/2027	50,000,000	247,500			247,500
Federal Agencies	3134GYUV2	FHLMC 5.940 06/29/2027	25,000,000	123,750			123,750
Federal Agencies	3134GYUV2	FHLMC 5.940 06/29/2027	25,000,000	123,750			123,750
Federal Agencies	3134GYYG1	FHLMC 6.000 08/16/2027	25,000,000	125,000			125,000
Federal Agencies	3134GYYG1	FHLMC 6.000 08/16/2027	25,000,000	125,000			125,000
Federal Agencies	3135G03U5	FNMA 0.625 04/22/2025	50,000,000	26,042	(2,426)		23,616
Federal Agencies	3135G03U5	FNMA 0.625 04/22/2025	37,938,000	19,759	14,359		34,119
Federal Agencies	3135G03U5	FNMA 0.625 04/22/2025	50,000,000	26,042	19,039		45,081
Federal Agencies	3135G04Z3	FNMA 0.500 06/17/2025	10,000,000	4,167	5,068		9,235
Federal Agencies	3135G04Z3	FNMA 0.500 06/17/2025	4,655,000	1,940	2,369		4,309
Federal Agencies	3135G05X7	FNMA 0.375 08/25/2025	72,500,000	22,656	12,045		34,701
Federal Agencies	3135G05X7	FNMA 0.375 08/25/2025	25,000,000	7,813	5,987		13,799
Federal Agencies	3135G0X24	FNMA 1.625 01/07/2025	39,060,000	52,894	(35,924)		16,969
Federal Agencies	3135GAFY2	FNMA 5.320 10/03/2024	50,000,000	221,667			221,667
Federal Agencies	3135GAFY2	FNMA 5.320 10/03/2024	25,000,000	110,833			110,833
Federal Agencies	3135GAFY2	FNMA 5.320 10/03/2024	25,000,000	110,833			110,833
Federal Agencies	3135GAG39	FNMA 5.375 12/30/2024	25,000,000	111,979			111,979
Federal Agencies	3135GAG39	FNMA 5.375 12/30/2024	25,000,000	111,979			111,979
Federal Agencies	3135GAG39	FNMA 5.375 12/30/2024	25,000,000	111,979			111,979
Federal Agencies	3135GAG39	FNMA 5.375 12/30/2024	25,000,000	111,979			111,979
Federal Agencies	3137EAEP0	FHLMC 1.500 02/12/2025	15,000,000	18,750	196		18,946
Federal Agencies	3137EAEP0	FHLMC 1.500 02/12/2025	5,000,000	6,250	65		6,315
Federal Agencies	3137EAEP0	FHLMC 1.500 02/12/2025	5,000,000	6,250	65		6,315
Federal Agencies	3137EAEP0	FHLMC 1.500 02/12/2025	5,000,000	6,250	65		6,315
Federal Agencies	3137EAEP0	FHLMC 1.500 02/12/2025	50,000,000	62,500	654		63,154
Federal Agencies	3137EAEP0	FHLMC 1.500 02/12/2025	53,532,000	66,915	(42,685)		24,230
Federal Agencies	3137EAEX3	FHLMC 0.375 09/23/2025	22,600,000	7,063	5,676		12,738
Subtotals			\$ 6,722,653,000	\$ 15,037,947	\$ 1,195,950	\$ -	\$ 16,233,897

Monthly Investment Earnings

Pooled Fund

Type of Investment	CUSIP	Issuer Name	Par Value	Accrued Interest Earned	(Amortization) / Accretion	Realized Gain/(Loss)	Total Earnings
Public Time Deposits	PPG24NBE1	BKSANF 5.540 01/08/2024	\$ 10,000,000	\$ 47,706			\$ 47,706
Public Time Deposits	PPG250Y96	BRIDGE 5.490 01/16/2024	10,000,000	46,627			46,627
Public Time Deposits	PPG42YDZ6	BRIDGE 5.370 12/18/2023	10,000,000	45,608			45,608
Public Time Deposits	PPG62B630	BKSANF 5.460 12/04/2023	10,000,000	47,017			47,017
Subtotals			\$ 40,000,000	\$ 186,958	\$ -	\$ -	\$ 186,958
Negotiable CDs	06367CXA9	BMOCHG 4.970 10/06/2023		\$ 34,514			\$ 34,514
Negotiable CDs	06367D3V5	BMOCHG 5.240 01/12/2024	70,000,000	315,856			315,856
Negotiable CDs	06367D4E2	BMOCHG 5.420 10/24/2023		346,278			346,278
Negotiable CDs	06367DAU9	BMOCHG 5.870 06/21/2024	100,000,000	505,472			505,472
Negotiable CDs	06367DAX3	BMOCHG 6.000 07/01/2024	100,000,000	516,667			516,667
Negotiable CDs	06367DBJ3	BMOCHG 5.890 06/07/2024	50,000,000	253,597			253,597
Negotiable CDs	06367DBR5	BMOCHG 5.930 07/01/2024	50,000,000	255,319			255,319
Negotiable CDs	06367DBW4	BMOCHG 5.970 07/29/2024	50,000,000	257,042			257,042
Negotiable CDs	06367DCF0	BMOCHI 6.010 08/14/2024	50,000,000	258,764			258,764
Negotiable CDs	06367DD44	BMOCHG 5.970 09/23/2024	50,000,000	257,042			257,042
Negotiable CDs	06367DDS1	BMOCHG 5.880 08/09/2024	50,000,000	179,667			179,667
Negotiable CDs	06417MN84	BNSHOU 5.500 11/21/2023	50,000,000	236,806			236,806
Negotiable CDs	06417MT47	BNSHOU 5.430 02/09/2024	50,000,000	233,792			233,792
Negotiable CDs	13606KC38	CIBCNY 5.940 09/09/2024	50,000,000	255,750			255,750
Negotiable CDs	13606KD78	CIBCNY 5.920 08/12/2024	50,000,000	254,889			254,889
Negotiable CDs	13606KF92	CIBCNY 5.880 08/16/2024	50,000,000	179,667			179,667
Negotiable CDs	13606KRZ1	CIBCNY 5.320 11/06/2023	50,000,000	229,056			229,056
Negotiable CDs	13606KZN9	CIBCNY 5.920 07/29/2024	60,000,000	305,867			305,867
Negotiable CDs	13606KZR0	CIBCNY 5.890 07/01/2024	50,000,000	253,597			253,597
Negotiable CDs	65603AMM0	NORNY 5.650 01/23/2024	55,000,000	267,590			267,590
Negotiable CDs	65603APG0	NORNY 5.830 04/23/2024	50,000,000	56,681			56,681
Negotiable CDs	78015J5K9	RY 5.900 09/09/2024	60,000,000	304,833			304,833
Negotiable CDs	78015J7F8	RY 5.930 08/12/2024	60,000,000	306,383			306,383
Negotiable CDs	78015JAK3	RY 5.960 09/23/2024	60,000,000	307,933			307,933
Negotiable CDs	78015JE37	RY 5.860 08/15/2024	50,000,000	8,139			8,139
Negotiable CDs	78015JE78	RY 5.860 08/26/2024	50,000,000	8,139			8,139
Negotiable CDs	78015JMJ3	RY 5.460 10/23/2023		166,833			166,833
Negotiable CDs	78015JPE1	RY 5.370 12/18/2023	50,000,000	231,208			231,208
Negotiable CDs	78015JRE9	RY 5.430 12/29/2023	100,000,000	467,583			467,583
Negotiable CDs	78015JXW2	RY 5.890 06/28/2024	50,000,000	253,597			253,597
Negotiable CDs	89115BC73	TDNY 5.570 10/23/2023		170,194			170,194
Negotiable CDs	89115BH52	TDNY 5.930 10/21/2024	50,000,000	49,417			49,417
Negotiable CDs	89115BJX9	TDNY 5.510 11/20/2023	50,000,000	237,236			237,236
Negotiable CDs	89115BNG1	TDNY 5.850 06/05/2024	50,000,000	251,875			251,875
Negotiable CDs	89115BPB0	TDNY 5.430 01/03/2024	50,000,000	233,792			233,792
Negotiable CDs	89115BPF1	TDNY 5.430 01/05/2024	50,000,000	233,792			233,792
Negotiable CDs	89115BQB9	TDNY 5.240 01/17/2024	50,000,000	225,611			225,611
Negotiable CDs	89115BRG7	TDNY 6.050 07/01/2024	50,000,000	260,486			260,486
Negotiable CDs	89115BS84	TDNY 5.910 07/01/2024	50,000,000	254,458			254,458
Negotiable CDs	89115BSQ4	TDNY 5.930 07/01/2024	50,000,000	255,319			255,319
Negotiable CDs	89115BST8	TDNY 5.210 01/29/2024	100,000,000	448,639			448,639
Negotiable CDs	89115BV80	TDNY 5.900 07/03/2024	50,000,000	254,028			254,028

Monthly Investment Earnings

Pooled Fund

Type of Investment	CUSIP	Issuer Name	Par Value	Accrued Interest Earned	(Amortization) / Accretion	Realized Gain/(Loss)	Total Earnings
Negotiable CDs	89115BWK2	TDNY 5.580 02/22/2024	50,000,000	240,250			240,250
Negotiable CDs	89115BXF2	TDNY 5.600 03/06/2024	50,000,000	241,111			241,111
Negotiable CDs	89115BY79	TDNY 5.750 01/29/2024	50,000,000	247,569			247,569
Subtotals			\$ 2,315,000,000	\$ 11,112,338	\$ -	\$ -	\$ 11,112,338
Commercial Paper	59515MAV7	MSFT 0.000 01/29/2024	\$ 50,000,000		\$ 37,153		\$ 37,153
Commercial Paper	59515NYW7	MSFT 0.000 11/30/2023	35,000,000		109,433		109,433
Commercial Paper	62479LBC8	MUFGBK 0.000 02/12/2024	20,000,000		15,667		15,667
Commercial Paper	62479LBP9	MUFGBK 0.000 02/23/2024	50,000,000		47,083		47,083
Commercial Paper	62479LCR4	MUFGBK 0.000 03/25/2024	60,000,000		293,467		293,467
Commercial Paper	62479LG17	MUFGBK 0.000 07/01/2024	50,000,000		47,083		47,083
Commercial Paper	62479MZ63	MUFGBK 0.000 12/06/2023	35,000,000		111,271		111,271
Commercial Paper	62479MZN6	MUFGBK 0.000 12/22/2023	50,000,000		37,847		37,847
Commercial Paper	89233GE36	TOYCC 0.000 05/03/2024	60,000,000		289,333		289,333
Commercial Paper	89233GE69	TOYCC 0.000 05/06/2024	50,000,000		241,111		241,111
Commercial Paper	89233GG18	TOYCC 0.000 07/01/2024	50,000,000		70,125		70,125
Commercial Paper	89233HY65	TOYCC 0.000 11/06/2023	50,000,000		235,944		235,944
Commercial Paper	89233HY81	TOYCC 0.000 11/08/2023	50,000,000		237,236		237,236
Commercial Paper	89233HYN8	TOYCC 0.000 11/22/2023	50,000,000		232,500		232,500
Subtotals			\$ 660,000,000	\$ -	\$ 2,005,254	\$ -	\$ 2,005,254
Money Market Funds	262006208	Dreyfus Government Cash Management	\$ 15,091,552	\$ 66,636			\$ 66,636
Money Market Funds	608919718	Federated Hermes Govt Obligations Fund	12,074,187	53,605			53,605
Money Market Funds	09248U718	BlackRock Liquidity Funds T-Fund	12,798,719	56,869			56,869
Money Market Funds	31607A703	Fidelity Govt Portfolio	739,335,397	3,293,314			3,293,314
Money Market Funds	61747C319	Morgan Stanley Institutional Liquidity Fund	16,238,263	1,786,811			1,786,811
Money Market Funds	85749T517	State Street Institutional U.S. Govt MMF	634,320,868	2,441,414			2,441,414
Subtotals			\$ 1,429,858,985	\$ 7,698,650	\$ -	\$ -	\$ 7,698,650
Supranationals	45818WDG8	IADB 0.820 02/27/2026	\$ 19,500,000	\$ 13,325	\$ (1,071)		\$ 12,254
Supranationals	4581X0CC0	IADB 3.000 10/04/2023		6,439	(4,932)		1,507
Supranationals	4581X0CM8	IADB 2.125 01/15/2025	100,000,000	177,083	(129,379)		47,704
Supranationals	4581X0DN5	IADB 0.625 07/15/2025	28,900,000	15,052	8,734		23,786
Supranationals	4581X0DZ8	IADB 0.500 09/23/2024	50,000,000	20,833	11,897		32,730
Supranationals	4581X0EE4	IADB 3.250 07/01/2024	80,000,000	216,667	339		217,006
Supranationals	459056HV2	IBRD 1.500 08/28/2024	50,000,000	62,500	(29,623)		32,877
Supranationals	459058JB0	IBRD 0.626 04/22/2025	40,000,000	20,867	(1,947)		18,919
Supranationals	45906M3B5	IBRD 1.980 06/14/2024	100,000,000	165,000			165,000
Supranationals	45906M4C2	IBRD 5.750 06/15/2026	32,000,000	153,333			153,333
Supranationals	45950VQG4	IFC 0.440 09/23/2024	10,000,000	3,667	2,362		6,029
Supranationals	45950VRU2	IFC 4.023 01/26/2026	100,000,000	335,250			335,250
Subtotals			\$ 610,400,000	\$ 1,190,016	\$ (143,621)	\$ -	\$ 1,046,395
Grand Totals			\$15,222,911,985	\$ 37,869,479	\$ 3,344,138	\$ -	\$ 41,213,617

Investment Transactions

Pooled Fund

For month ended October 31, 2023

Accounting ID	Transaction Type	Cusip	Description	Price	Settlement Date	Posted Date	Par Value	Principal	Accrued Interest	Total
57753	Buy	06367DDS1	BMOCHG 5.880 08/09/2024	\$ 100.00	10/10/23	10/10/23	\$ 50,000,000	\$ 50,000,000	-	\$ 50,000,000
57754	Buy	13606KF92	CIBCNY 5.880 08/16/2024	100.00	10/10/23	10/10/23	50,000,000	50,000,000	-	50,000,000
57755	Buy	62479MZ63	MUFGBK 0.000 12/06/2023	99.15	10/11/23	10/11/23	35,000,000	34,703,278	-	34,703,278
57756	Buy	59515NYW7	MSFT 0.000 11/30/2023	99.26	10/11/23	10/11/23	35,000,000	34,739,444	-	34,739,444
57760	Buy	3130AXCP1	FHLB 4.875 09/11/2026	99.39	10/18/23	10/18/23	11,895,000	11,821,965	37,048	11,859,013
57757	Buy	3133EPYW9	FFCB 5.125 10/20/2025	99.94	10/20/23	10/20/23	50,000,000	49,972,000	-	49,972,000
57758	Buy	3133EPYW9	FFCB 5.125 10/20/2025	99.94	10/20/23	10/20/23	25,000,000	24,985,500	-	24,985,500
57759	Buy	3133EPYW9	FFCB 5.125 10/20/2025	99.92	10/20/23	10/20/23	35,000,000	34,972,350	-	34,972,350
57761	Buy	3133EPZA6	FFCB 4.875 10/20/2026	99.45	10/20/23	10/20/23	30,000,000	29,834,100	-	29,834,100
57762	Buy	3133EPZA6	FFCB 4.875 10/20/2026	99.32	10/20/23	10/20/23	14,000,000	13,904,940	-	13,904,940
57763	Buy	3133EPYW9	FFCB 5.125 10/20/2025	99.68	10/20/23	10/20/23	24,000,000	23,923,440	-	23,923,440
57764	Buy	89233GG18	TOYCC 0.000 07/01/2024	96.07	10/23/23	10/23/23	50,000,000	48,036,500	-	48,036,500
57765	Buy	313384NK1	FHDN 0.000 10/25/2023	99.99	10/24/23	10/24/23	25,000,000	24,996,354	-	24,996,354
57766	Buy	313384NK1	FHDN 0.000 10/25/2023	99.99	10/24/23	10/24/23	25,000,000	24,996,354	-	24,996,354
57767	Buy	313384NK1	FHDN 0.000 10/25/2023	99.99	10/24/23	10/24/23	25,000,000	24,996,354	-	24,996,354
57768	Buy	313384NK1	FHDN 0.000 10/25/2023	99.99	10/24/23	10/24/23	25,000,000	24,996,354	-	24,996,354
57769	Buy	313384NL9	FHDN 0.000 10/26/2023	99.99	10/25/23	10/25/23	50,000,000	49,992,681	-	49,992,681
57770	Buy	313384NL9	FHDN 0.000 10/26/2023	99.99	10/25/23	10/25/23	50,000,000	49,992,681	-	49,992,681
57771	Buy	65603APG0	NORNY 5.830 04/23/2024	100.00	10/25/23	10/25/23	50,000,000	50,000,000	-	50,000,000
57776	Buy	313384NM7	FHDN 0.000 10/27/2023	99.99	10/26/23	10/26/23	50,000,000	49,992,681	-	49,992,681
57777	Buy	313384NM7	FHDN 0.000 10/27/2023	99.99	10/26/23	10/26/23	50,000,000	49,992,681	-	49,992,681
57778	Buy	62479LBP9	MUFGBK 0.000 02/23/2024	98.12	10/26/23	10/26/23	50,000,000	49,058,333	-	49,058,333
57779	Buy	62479LG17	MUFGBK 0.000 07/01/2024	96.09	10/26/23	10/26/23	50,000,000	48,046,042	-	48,046,042
57780	Buy	89115BH52	TDNY 5.930 10/21/2024	100.00	10/26/23	10/26/23	50,000,000	50,000,000	-	50,000,000
57781	Buy	59515MAV7	MSFT 0.000 01/29/2024	98.60	10/27/23	10/27/23	50,000,000	49,301,528	-	49,301,528
57782	Buy	62479LBC8	MUFGBK 0.000 02/12/2024	98.31	10/27/23	10/27/23	20,000,000	19,661,600	-	19,661,600
57783	Buy	62479MZN6	MUFGBK 0.000 12/22/2023	99.15	10/27/23	10/27/23	50,000,000	49,576,111	-	49,576,111
57772	Buy	3133EPZY4	FFCB 5.000 07/30/2026	99.75	10/30/23	10/30/23	25,000,000	24,936,750	-	24,936,750
57773	Buy	3133EPZY4	FFCB 5.000 07/30/2026	99.73	10/30/23	10/30/23	3,000,000	2,991,930	-	2,991,930
57774	Buy	3133EPZY4	FFCB 5.000 07/30/2026	99.73	10/30/23	10/30/23	9,615,000	9,589,136	-	9,589,136
57775	Buy	3133EPZY4	FFCB 5.000 07/30/2026	99.73	10/30/23	10/30/23	16,000,000	15,956,960	-	15,956,960
57784	Buy	313384YV5	FHDN 0.000 07/01/2024	96.45	10/31/23	10/31/23	25,000,000	24,111,264	-	24,111,264
57785	Buy	313384YV5	FHDN 0.000 07/01/2024	96.45	10/31/23	10/31/23	25,000,000	24,111,264	-	24,111,264
57786	Buy	313384YV5	FHDN 0.000 07/01/2024	96.45	10/31/23	10/31/23	25,000,000	24,111,264	-	24,111,264
57787	Buy	78015JE37	RY 5.860 08/15/2024	100.00	10/31/23	10/31/23	50,000,000	50,000,000	-	50,000,000
57788	Buy	78015JE78	RY 5.860 08/26/2024	100.00	10/31/23	10/31/23	50,000,000	50,000,000	-	50,000,000
Activity Total				\$ 99.19			\$ 1,258,510,000	\$ 37,048	\$	\$ 1,248,338,885

Investment Transactions Pooled Fund

<u>Accounting ID</u>	<u>Transaction Type</u>	<u>Cusip</u>	<u>Description</u>	<u>Price</u>	<u>Settlement Date</u>	<u>Posted Date</u>	<u>Par Value</u>	<u>Principal</u>	<u>Accrued Interest</u>	<u>Total</u>
47254	Maturity	4581X0CC0	IADB 3.000 10/04/2023	\$ 100.00	10/4/23	10/4/23	\$ 25,756,000.00	\$ 25,756,000.00	-	\$ 25,756,000.00
47479	Maturity	06367C YA9	BMOCHG 4.970 10/06/2023	100.00	10/6/23	10/6/23	50,000,000	50,000,000	-	50,000,000
57637	Maturity	313384MQ9	FHDN 0.000 10/06/2023	100.00	10/6/23	10/6/23	30,000,000	30,000,000	-	30,000,000
57640	Maturity	313384MQ9	FHDN 0.000 10/06/2023	100.00	10/6/23	10/6/23	36,000,000	36,000,000	-	36,000,000
57626	Maturity	313384MV8	FHDN 0.000 10/11/2023	100.00	10/11/23	10/11/23	60,000,000	60,000,000	-	60,000,000
57627	Maturity	313384MV8	FHDN 0.000 10/11/2023	100.00	10/11/23	10/11/23	40,000,000	40,000,000	-	40,000,000
57648	Maturity	313384MV8	FHDN 0.000 10/11/2023	100.00	10/11/23	10/11/23	25,000,000	25,000,000	-	25,000,000
57649	Maturity	313384MV8	FHDN 0.000 10/11/2023	100.00	10/11/23	10/11/23	25,000,000	25,000,000	-	25,000,000
57634	Maturity	313384NE5	FHDN 0.000 10/20/2023	100.00	10/20/23	10/20/23	35,000,000	35,000,000	-	35,000,000
57635	Maturity	313384NE5	FHDN 0.000 10/20/2023	100.00	10/20/23	10/20/23	54,113,000	54,113,000	-	54,113,000
57674	Maturity	313384NE5	FHDN 0.000 10/20/2023	100.00	10/20/23	10/20/23	40,613,000	40,613,000	-	40,613,000
57508	Maturity	78015JM J3	RY 5.460 10/23/2023	100.00	10/23/23	10/23/23	50,000,000	50,000,000	-	50,000,000
47498	Maturity	89115BC73	TDNY 5.570 10/23/2023	100.00	10/23/23	10/23/23	50,000,000	50,000,000	-	50,000,000
57598	Maturity	06367D4E2	BMOCHG 5.420 10/24/2023	100.00	10/24/23	10/24/23	100,000,000	100,000,000	-	100,000,000
57691	Maturity	912797HC4	B 0.000 10/24/2023	100.00	10/24/23	10/24/23	50,000,000	50,000,000	-	50,000,000
57690	Maturity	313384NK1	FHDN 0.000 10/25/2023	100.00	10/25/23	10/25/23	43,944,000	43,944,000	-	43,944,000
57765	Maturity	313384NK1	FHDN 0.000 10/25/2023	100.00	10/25/23	10/25/23	25,000,000	25,000,000	-	25,000,000
57766	Maturity	313384NK1	FHDN 0.000 10/25/2023	100.00	10/25/23	10/25/23	25,000,000	25,000,000	-	25,000,000
57767	Maturity	313384NK1	FHDN 0.000 10/25/2023	100.00	10/25/23	10/25/23	25,000,000	25,000,000	-	25,000,000
57768	Maturity	313384NK1	FHDN 0.000 10/25/2023	100.00	10/25/23	10/25/23	25,000,000	25,000,000	-	25,000,000
57769	Maturity	313384NL9	FHDN 0.000 10/26/2023	100.00	10/26/23	10/26/23	50,000,000	50,000,000	-	50,000,000
57770	Maturity	313384NL9	FHDN 0.000 10/26/2023	100.00	10/26/23	10/26/23	50,000,000	50,000,000	-	50,000,000
57776	Maturity	313384NM7	FHDN 0.000 10/27/2023	100.00	10/27/23	10/27/23	50,000,000	50,000,000	-	50,000,000
57777	Maturity	313384NM7	FHDN 0.000 10/27/2023	100.00	10/27/23	10/27/23	50,000,000	50,000,000	-	50,000,000
Activity Total				\$ 100.00			\$ 1,015,426,000	\$ -	\$ -	1,015,426,000

Interest Received

Pooled Fund

For month ended October 31, 2023

Accounting ID	Transaction Type	Cusip	Description	Date Posted	Interest Received	Purchased Interest Adjustment	Net Interest
57606	Interest Income	3133EPDL6	FFCB 4.850 10/01/2025	10/2/2023	\$ 1,212,500	\$	1,212,500
57611	Interest Income	3135GAG39	FNMA 5.375 12/30/2024	10/2/2023	671,875		671,875
57612	Interest Income	3135GAG39	FNMA 5.375 12/30/2024	10/2/2023	671,875		671,875
57613	Interest Income	3135GAG39	FNMA 5.375 12/30/2024	10/2/2023	671,875		671,875
57614	Interest Income	3135GAG39	FNMA 5.375 12/30/2024	10/2/2023	671,875		671,875
47014	Interest Income	912828ZF0	T 0.500 03/31/2025	10/2/2023	125,000		125,000
47017	Interest Income	912828ZF0	T 0.500 03/31/2025	10/2/2023	125,000		125,000
47043	Interest Income	91282CAM3	T 0.250 09/30/2025	10/2/2023	62,500		62,500
47105	Interest Income	91282CAM3	T 0.250 09/30/2025	10/2/2023	62,500		62,500
47172	Interest Income	91282CCZ2	T 0.875 09/30/2026	10/2/2023	218,750		218,750
47173	Interest Income	91282CCZ2	T 0.875 09/30/2026	10/2/2023	218,750		218,750
47176	Interest Income	91282CCZ2	T 0.875 09/30/2026	10/2/2023	218,750		218,750
47342	Interest Income	91282CEF4	T 2.500 03/31/2027	10/2/2023	312,500		312,500
57608	Interest Income	3135GAFY2	FNMA 5.320 10/03/2024	10/3/2023	1,330,000		1,330,000
57609	Interest Income	3135GAFY2	FNMA 5.320 10/03/2024	10/3/2023	665,000		665,000
57610	Interest Income	3135GAFY2	FNMA 5.320 10/03/2024	10/3/2023	665,000		665,000
47496	Interest Income	3130ATT31	FHLB 4.500 10/03/2024	10/3/2023	1,125,000		1,125,000
47254	Interest Income	4581X0CC0	IADB 3.000 10/04/2023	10/4/2023	386,340		386,340
47339	Interest Income	3133ENTS9	FFCB 2.600 04/05/2027	10/5/2023	318,500		318,500
47340	Interest Income	3133ENTS9	FFCB 2.600 04/05/2027	10/5/2023	292,500		292,500
47341	Interest Income	3133ENTS9	FFCB 2.600 04/05/2027	10/5/2023	325,000		325,000
47122	Interest Income	3133EMZ21	FFCB 0.690 04/06/2026	10/6/2023	53,475		53,475
47479	Interest Income	06367CYA9	BMOCHG 4.970 10/06/2023	10/6/2023	2,519,514		2,519,514
47337	Interest Income	3133ENUD0	FFCB 2.640 04/08/2026	10/10/2023	264,000		264,000
47338	Interest Income	3133ENUD0	FFCB 2.640 04/08/2026	10/10/2023	396,000		396,000
47018	Interest Income	3133EMWT5	FFCB 0.600 04/21/2025	10/23/2023	150,000		150,000
47027	Interest Income	3133EMWV0	FFCB 0.350 04/22/2024	10/23/2023	68,250		68,250
47028	Interest Income	3133EMWV0	FFCB 0.350 04/22/2024	10/23/2023	51,492		51,492
47029	Interest Income	3133EMWV0	FFCB 0.350 04/22/2024	10/23/2023	28,954		28,954
47092	Interest Income	3135G03U5	FNMA 0.625 04/22/2025	10/23/2023	156,250		156,250
47100	Interest Income	459058JB0	IBRD 0.626 04/22/2025	10/23/2023	125,200		125,200
47240	Interest Income	3135G03U5	FNMA 0.625 04/22/2025	10/23/2023	118,556		118,556
47242	Interest Income	3135G03U5	FNMA 0.625 04/22/2025	10/23/2023	156,250		156,250
47498	Interest Income	89115BC73	TDNY 5.570 10/23/2023	10/23/2023	2,746,319		2,746,319
57508	Interest Income	78015JMJ3	RY 5.460 10/23/2023	10/23/2023	2,585,917		2,585,917
57598	Interest Income	06367D4E2	BMOCHG 5.420 10/24/2023	10/24/2023	3,568,167		3,568,167
57630	Interest Income	3133EPHD0	FFCB 4.500 10/28/2024	10/30/2023	450,000		450,000
57631	Interest Income	3133EPHD0	FFCB 4.500 10/28/2024	10/30/2023	562,500		562,500
46939	Interest Income	91282CAT8	T 0.250 10/31/2025	10/31/2023	62,500		62,500
46946	Interest Income	91282CAT8	T 0.250 10/31/2025	10/31/2023	62,500		62,500
46953	Interest Income	91282CAT8	T 0.250 10/31/2025	10/31/2023	62,500		62,500
47012	Interest Income	912828YM6	T 1.500 10/31/2024	10/31/2023	375,000		375,000
47052	Interest Income	912828ZL7	T 0.375 04/30/2025	10/31/2023	93,750		93,750
47068	Interest Income	91282CBW0	T 0.750 04/30/2026	10/31/2023	187,500		187,500
47076	Interest Income	91282CBW0	T 0.750 04/30/2026	10/31/2023	187,500		187,500
Activity Total					\$ 25,383,184	\$	25,383,184

Money Market Fund Activity

Pooled Fund

For month ended October 31, 2023

Ticker	Description	Activity Date	Transaction Type	Transaction Amount
TSTXX	BlackRock Liquidity Funds T-Fund	10/2/23	Interest Received	\$ 67,262
Activity Total				\$ 67,262
FRGXX	Fidelity Govt Portfolio	10/31/23	Interest Received	\$ 3,293,314
Activity Total				\$ 3,293,314
GOFXX	Federated Hermes Govt Obligations Fund	10/31/23	Interest Received	\$ 53,605
Activity Total				\$ 53,605
DGCXX	Dreyfus Government Cash Management	10/31/23	Interest Received	\$ 66,636
Activity Total				\$ 66,636
OPGXX	State Street Institutional U.S. Govt MMF	10/3/23	Deposit	\$ 10,000,000
OPGXX	State Street Institutional U.S. Govt MMF	10/12/23	Deposit	13,000,000
OPGXX	State Street Institutional U.S. Govt MMF	10/13/23	Deposit	12,000,000
OPGXX	State Street Institutional U.S. Govt MMF	10/16/23	Deposit	65,000,000
OPGXX	State Street Institutional U.S. Govt MMF	10/17/23	Deposit	30,000,000
OPGXX	State Street Institutional U.S. Govt MMF	10/24/23	Deposit	150,000,000
OPGXX	State Street Institutional U.S. Govt MMF	10/31/23	Withdrawal	(85,000,000)
OPGXX	State Street Institutional U.S. Govt MMF	10/31/23	Interest Received	2,441,414
Activity Total				\$ 197,441,414
IMPXX	Morgan Stanley Institutional Liquidity Fund	10/2/23	Withdrawal	\$ (110,000,000)
IMPXX	Morgan Stanley Institutional Liquidity Fund	10/4/23	Withdrawal	(12,000,000)
IMPXX	Morgan Stanley Institutional Liquidity Fund	10/6/23	Withdrawal	(10,000,000)
IMPXX	Morgan Stanley Institutional Liquidity Fund	10/10/23	Withdrawal	(105,000,000)
IMPXX	Morgan Stanley Institutional Liquidity Fund	10/11/23	Withdrawal	(5,000,000)
IMPXX	Morgan Stanley Institutional Liquidity Fund	10/18/23	Withdrawal	(20,000,000)
IMPXX	Morgan Stanley Institutional Liquidity Fund	10/18/23	Withdrawal	(15,000,000)
IMPXX	Morgan Stanley Institutional Liquidity Fund	10/19/23	Withdrawal	(10,000,000)
IMPXX	Morgan Stanley Institutional Liquidity Fund	10/20/23	Withdrawal	(10,000,000)
IMPXX	Morgan Stanley Institutional Liquidity Fund	10/23/23	Withdrawal	(32,000,000)
IMPXX	Morgan Stanley Institutional Liquidity Fund	10/25/23	Withdrawal	(40,000,000)
IMPXX	Morgan Stanley Institutional Liquidity Fund	10/26/23	Withdrawal	(106,000,000)
IMPXX	Morgan Stanley Institutional Liquidity Fund	10/27/23	Withdrawal	(120,000,000)
IMPXX	Morgan Stanley Institutional Liquidity Fund	10/30/23	Withdrawal	(10,000,000)
IMPXX	Morgan Stanley Institutional Liquidity Fund	10/31/23	Withdrawal	(70,000,000)
IMPXX	Morgan Stanley Institutional Liquidity Fund	10/31/23	Interest Received	1,786,811
Activity Total				\$ (673,213,189)