

**Office of the Treasurer & Tax Collector
City and County of San Francisco**



José Cisneros, Treasurer

Tajel Shah, Chief Assistant Treasurer
Hubert R White, III CFA, CTP, Chief Investment Officer

Investment Report for the month of November 2023

December 15, 2023

**The Honorable London N. Breed
Mayor of San Francisco
City Hall, Room 200
1 Dr. Carlton B. Goodlett Place
San Francisco, CA 94102-4638**

**The Honorable Board of Supervisors
City and County of San Francisco
City Hall, Room 244
1 Dr. Carlton B. Goodlett Place
San Francisco, CA 94102-4638**

Colleagues,

In accordance with the provisions of California State Government Code, Section 53646, we forward this report detailing the City's pooled fund portfolio as of November 30, 2023. These investments provide sufficient liquidity to meet expenditure requirements for the next six months and are in compliance with our statement of investment policy and California Code.

This correspondence and its attachments show the investment activity for the month of November 2023 for the portfolios under the Treasurer's management. All pricing and valuation data is obtained from Interactive Data Corporation.

CCSF Pooled Fund Investment Earnings Statistics *

<i>(in \$ million)</i>	Current Month		Prior Month	
	<u>Fiscal YTD</u>	<u>November 2023</u>	<u>Fiscal YTD</u>	<u>October 2023</u>
Average Daily Balance	\$ 15,363	\$ 15,229	\$ 15,394	\$ 15,197
Net Earnings	202.85	40.91	161.94	41.21
Earned Income Return	3.16%	3.28%	3.13%	3.20%

CCSF Pooled Fund Statistics *

<i>(in \$ million)</i>	% of Portfolio	Book Value	Market Value	Wtd. Avg. Coupon	Wtd. Avg. YTM	WAM
Investment Type						
U.S. Treasuries	21.30%	\$ 3,370.6	\$ 3,176.4	0.89%	0.92%	598
Federal Agencies	44.92%	6,867.4	6,698.0	2.94%	3.02%	622
Public Time Deposits	0.27%	40.0	40.0	5.47%	5.47%	27
Negotiable CDs	15.27%	2,275.0	2,277.2	5.76%	5.76%	183
Commercial Paper	5.33%	794.8	795.0	0.00%	5.70%	122
Money Market Funds	8.93%	1,331.5	1,331.5	5.29%	5.29%	1
Supranationals	3.98%	612.1	592.8	2.35%	2.08%	445
Totals	100.0%	\$ 15,291.5	\$ 14,910.9	2.97%	3.30%	463

In the remainder of this report, we provide additional information and analytics at the security-level and portfolio-level, as recommended by the California Debt and Investment Advisory Commission.

Respectfully,

**José Cisneros
Treasurer**

cc: Treasury Oversight Committee: Aimee Brown, Kevin Kone, Brenda Kwee McNulty
Ben Rosenfield - Controller, Office of the Controller
Mark de la Rosa - Director of Audits, Office of the Controller
Mayor's Office of Public Policy and Finance
San Francisco County Transportation Authority
San Francisco Public Library
San Francisco Health Service System

Portfolio Summary

Pooled Fund

As of November 30, 2023

<i>(in \$ million)</i>							
Security Type	Par Value	Book Value	Market Value	Market/Book Price	Current % Allocation	Max. Policy Allocation	Compliant?
U.S. Treasuries	\$ 3,375.0	\$ 3,370.6	\$ 3,176.4	94.24	22.04%	100%	Yes
Federal Agencies	6,873.4	6,867.4	6,698.0	97.53	44.91%	100%	Yes
State & Local Government							
Agency Obligations	-	-	-	-	0.00%	20%	Yes
Public Time Deposits	40.0	40.0	40.0	100.00	0.26%	100%	Yes
Negotiable CDs	2,275.0	2,275.0	2,277.2	100.10	14.88%	30%	Yes
Bankers Acceptances	-	-	-	-	0.00%	40%	Yes
Commercial Paper	810.0	794.8	795.0	100.03	5.20%	25%	Yes
Medium Term Notes	-	-	-	-	0.00%	30%	Yes
Repurchase Agreements	-	-	-	-	0.00%	10%	Yes
Reverse Repurchase/ Securities Lending Agreements	-	-	-	-	0.00%	\$75mm	Yes
Money Market Funds - Government	1,331.5	1,331.5	1,331.5	100.00	8.71%	20%	Yes
LAIF	-	-	-	-	0.00%	\$50mm	Yes
Supranationals	610.4	612.1	592.8	96.84	4.00%	30%	Yes
TOTAL	\$ 15,315.3	\$ 15,291.5	\$ 14,910.9	97.51	100.00%	-	Yes

The City and County of San Francisco uses the following methodology to determine compliance: Compliance is pre-trade and calculated on a book value basis of the overall portfolio value. Cash balances are included in the City's compliance calculations.

Please note the information in this report does not include cash balances. Due to fluctuations in the market value of the securities held in the Pooled Fund and changes in the City's cash position, the allocation limits may be exceeded on a post-trade compliance basis. In these instances, no compliance violation has occurred, as the policy limits were not exceeded prior to trade execution. The full Investment Policy can be found at <https://sftreasurer.org/banking-investments/investments>

Totals may not add due to rounding.

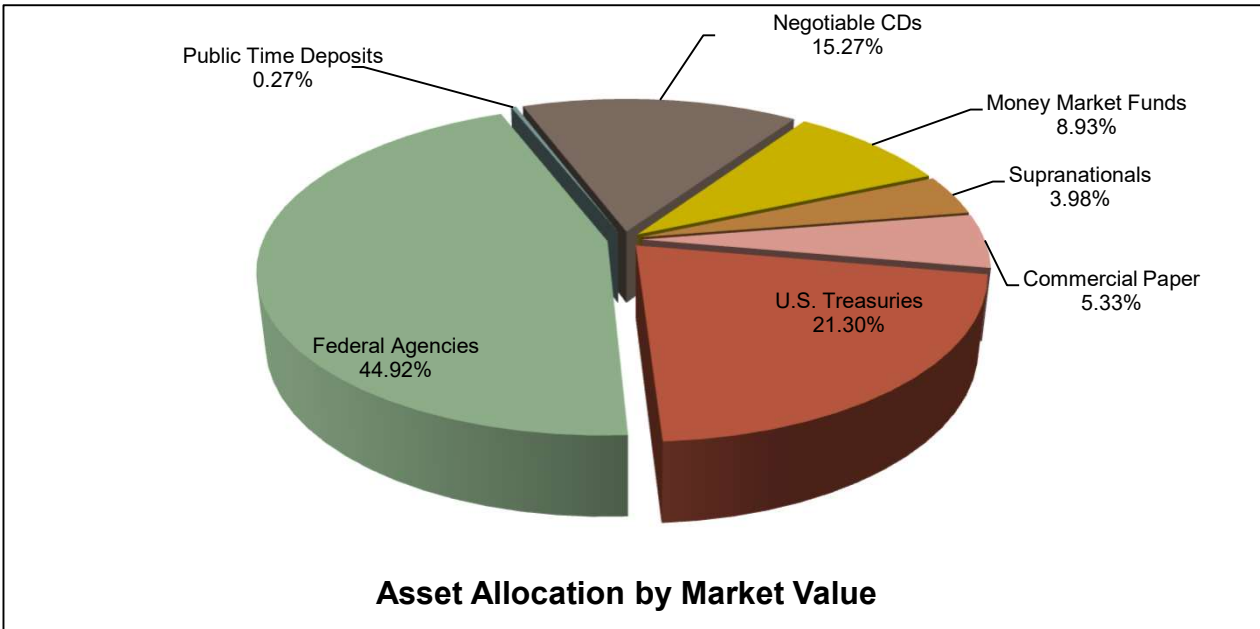
City and County of San Francisco

Pooled Fund Portfolio Statistics

For the month ended November 30, 2023

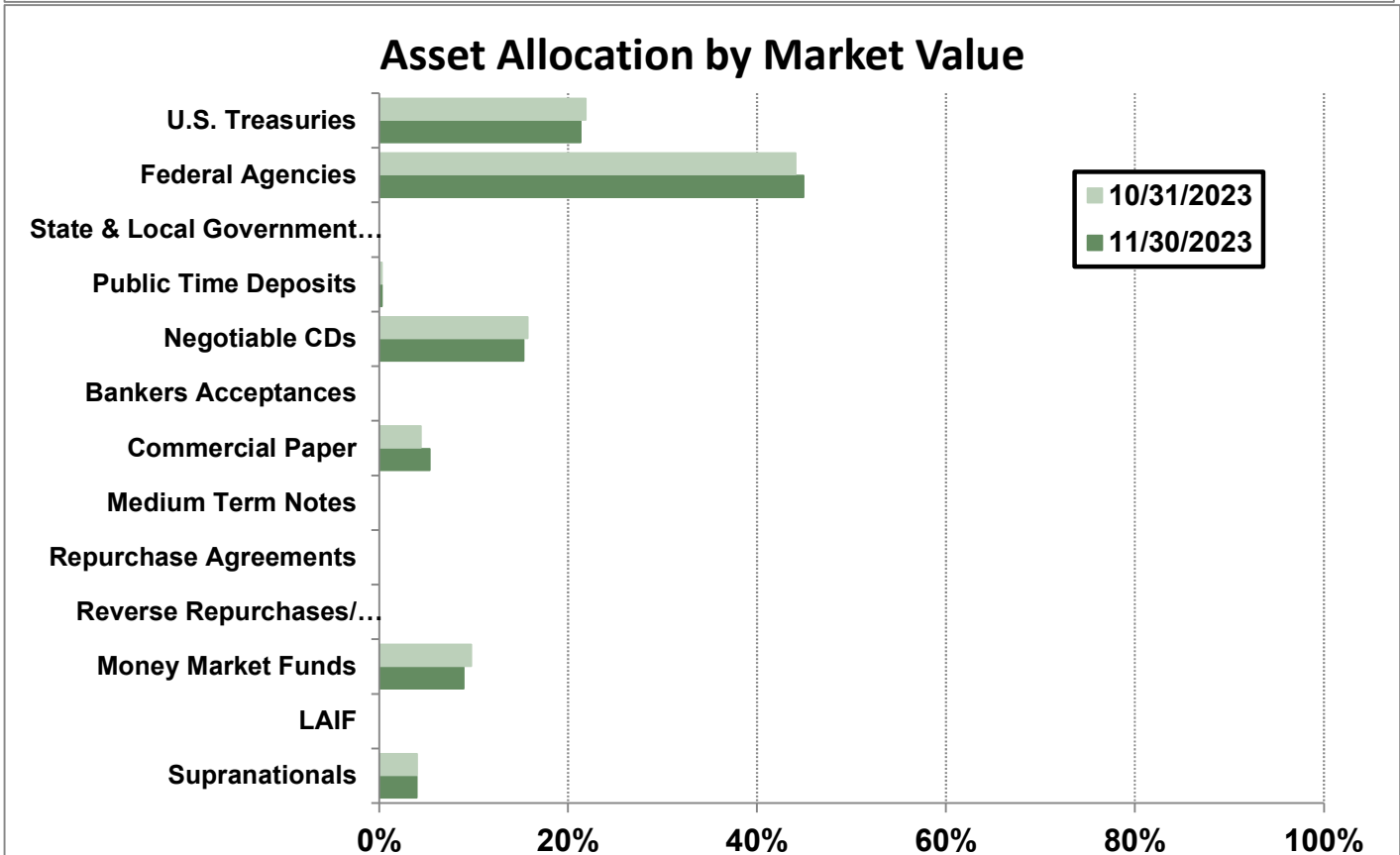
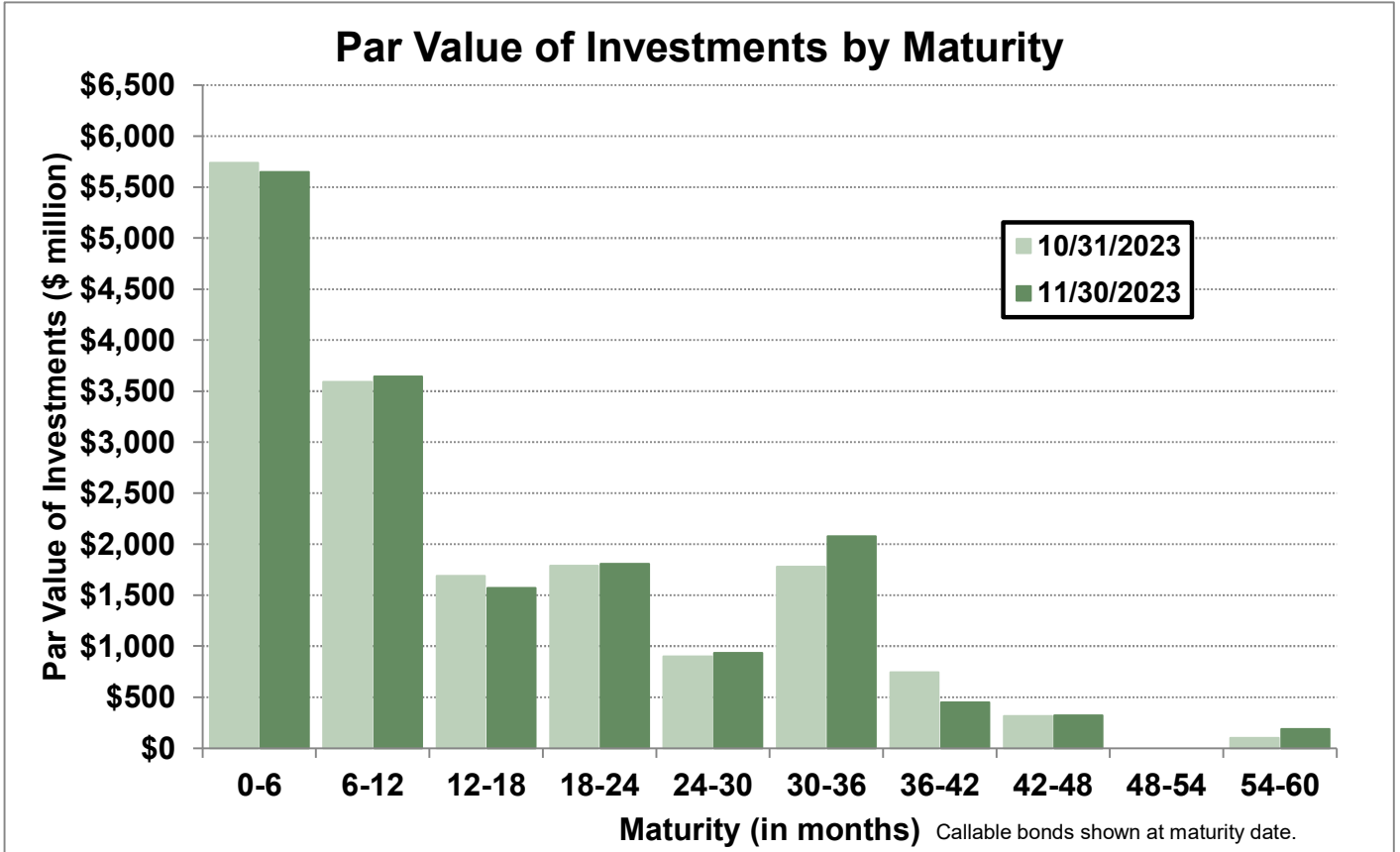
Average Daily Balance	\$15,228,667,722
Net Earnings	\$40,906,582
Earned Income Return	3.28%
Weighted Average Maturity	463 days

Investment Type	(\$ million)	Par Value	Book Value	Market Value
U.S. Treasuries		\$ 3,375.0	\$ 3,370.6	\$ 3,176.4
Federal Agencies		6,873.4	6,867.4	6,698.0
Public Time Deposits		40.0	40.0	40.0
Negotiable CDs		2,275.0	2,275.0	2,277.2
Commercial Paper		810.0	794.8	795.0
Money Market Funds		1,331.5	1,331.5	1,331.5
Supranationals		610.4	612.1	592.8
Total		\$ 15,315.3	\$ 15,291.5	\$ 14,910.9

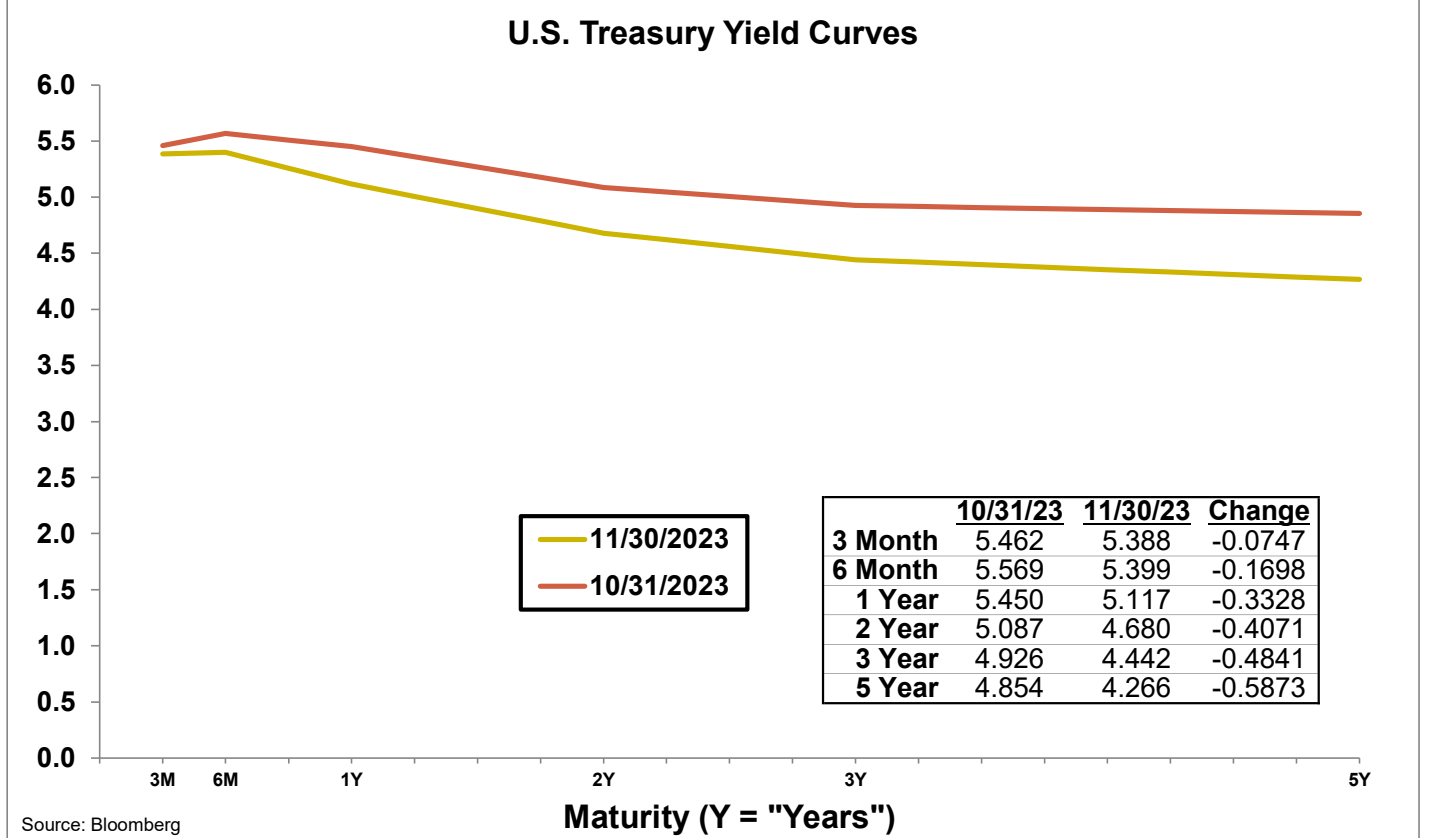
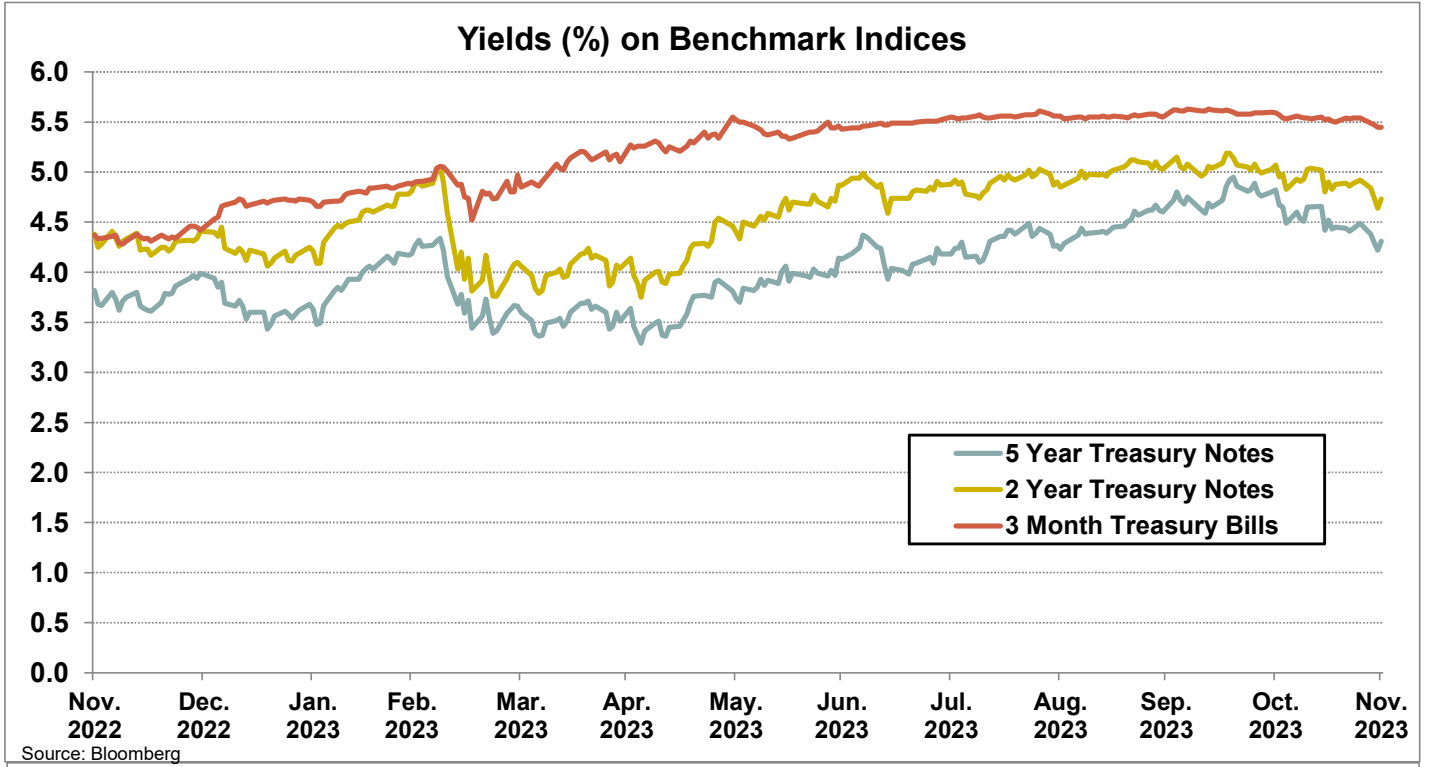


Portfolio Analysis

Pooled Fund



Yield Curves



Investment Inventory

Pooled Fund

As of November 30, 2023

Type of Investment	CUSIP	Issuer Name	Maturity		Coupon	Par Value	Original Cost	Amortized	
			Settle Date	Date				Book Value	Market Value
U.S. Treasuries	91282CBA8	U.S. Treasury Note	3/19/2021	12/15/2023	0.13	\$ 50,000,000	\$ 49,767,578	\$ 49,996,749	\$ 49,900,000
U.S. Treasuries	91282CBA8	U.S. Treasury Note	12/9/2021	12/15/2023	0.13	50,000,000	49,402,344	49,988,632	49,900,000
U.S. Treasuries	91282CBA8	U.S. Treasury Note	12/15/2021	12/15/2023	0.13	50,000,000	49,443,359	49,989,325	49,900,000
U.S. Treasuries	9128285Z9	U.S. Treasury Note	10/4/2021	1/31/2024	2.50	50,000,000	52,511,719	50,180,465	49,758,000
U.S. Treasuries	91282CDV0	U.S. Treasury Note	2/23/2022	1/31/2024	0.88	50,000,000	49,390,625	49,947,423	49,628,000
U.S. Treasuries	91282CDV0	U.S. Treasury Note	4/11/2022	1/31/2024	0.88	50,000,000	48,605,469	49,871,112	49,628,000
U.S. Treasuries	912828B66	U.S. Treasury Note	4/11/2022	2/15/2024	2.75	50,000,000	50,250,000	50,028,148	49,734,500
U.S. Treasuries	91282CBR1	U.S. Treasury Note	3/8/2022	3/15/2024	0.25	50,000,000	48,708,984	49,816,319	49,277,500
U.S. Treasuries	91282CCC3	U.S. Treasury Note	7/2/2021	5/15/2024	0.25	50,000,000	49,718,750	49,955,451	48,863,500
U.S. Treasuries	912828XT2	U.S. Treasury Note	7/6/2021	5/31/2024	2.00	50,000,000	52,263,672	50,388,668	49,176,000
U.S. Treasuries	91282CCL3	U.S. Treasury Note	8/6/2021	7/15/2024	0.38	50,000,000	49,998,047	49,999,587	48,515,500
U.S. Treasuries	91282CCL3	U.S. Treasury Note	8/9/2021	7/15/2024	0.38	50,000,000	49,960,938	49,991,721	48,515,500
U.S. Treasuries	91282CCL3	U.S. Treasury Note	4/12/2022	7/15/2024	0.38	50,000,000	47,572,266	49,332,005	48,515,500
U.S. Treasuries	912828Y87	U.S. Treasury Note	3/30/2021	7/31/2024	1.75	50,000,000	52,210,938	50,440,737	48,844,000
U.S. Treasuries	91282CCT6	U.S. Treasury Note	8/25/2021	8/15/2024	0.38	50,000,000	49,898,438	49,975,872	48,316,500
U.S. Treasuries	912828YM6	U.S. Treasury Note	4/15/2021	10/31/2024	1.50	50,000,000	51,746,094	50,451,692	48,351,500
U.S. Treasuries	912828G38	U.S. Treasury Note	3/9/2021	11/15/2024	2.25	50,000,000	53,160,156	50,821,124	48,619,000
U.S. Treasuries	912828G38	U.S. Treasury Note	3/12/2021	11/15/2024	2.25	50,000,000	53,228,516	50,840,759	48,619,000
U.S. Treasuries	912828YY0	U.S. Treasury Note	3/15/2021	12/31/2024	1.75	50,000,000	52,226,563	50,635,702	48,219,000
U.S. Treasuries	912828Z52	U.S. Treasury Note	3/30/2021	1/31/2025	1.38	50,000,000	51,515,625	50,461,277	47,908,000
U.S. Treasuries	912828Z52	U.S. Treasury Note	4/15/2021	1/31/2025	1.38	50,000,000	51,507,813	50,464,193	47,908,000
U.S. Treasuries	912828ZC7	U.S. Treasury Note	3/15/2021	2/28/2025	1.13	50,000,000	51,011,719	50,318,349	47,638,500
U.S. Treasuries	912828ZC7	U.S. Treasury Note	3/31/2021	2/28/2025	1.13	50,000,000	50,998,047	50,317,560	47,638,500
U.S. Treasuries	912828ZF0	U.S. Treasury Note	4/15/2021	3/31/2025	0.50	50,000,000	49,779,297	49,925,822	47,109,500
U.S. Treasuries	912828ZF0	U.S. Treasury Note	4/19/2021	3/31/2025	0.50	50,000,000	49,839,844	49,946,022	47,109,500
U.S. Treasuries	912828ZL7	U.S. Treasury Note	5/18/2021	4/30/2025	0.38	50,000,000	49,615,234	49,862,412	46,885,000
U.S. Treasuries	912828XB1	U.S. Treasury Note	9/2/2021	5/15/2025	2.13	50,000,000	52,849,609	51,120,017	48,029,500
U.S. Treasuries	912828ZW3	U.S. Treasury Note	3/8/2021	6/30/2025	0.25	50,000,000	49,140,625	49,685,169	46,506,000
U.S. Treasuries	912828ZW3	U.S. Treasury Note	3/9/2021	6/30/2025	0.25	50,000,000	49,042,969	49,649,170	46,506,000
U.S. Treasuries	912828ZW3	U.S. Treasury Note	5/12/2021	6/30/2025	0.25	50,000,000	49,281,250	49,725,352	46,506,000
U.S. Treasuries	912828ZW3	U.S. Treasury Note	5/13/2021	6/30/2025	0.25	50,000,000	49,183,594	49,687,829	46,506,000
U.S. Treasuries	912828ZW3	U.S. Treasury Note	5/18/2021	6/30/2025	0.25	50,000,000	49,253,906	49,713,766	46,506,000
U.S. Treasuries	912828ZW3	U.S. Treasury Note	7/12/2021	6/30/2025	0.25	50,000,000	49,310,547	49,725,456	46,506,000
U.S. Treasuries	912828ZW3	U.S. Treasury Note	8/5/2021	6/30/2025	0.25	50,000,000	49,500,000	49,797,544	46,506,000
U.S. Treasuries	912828ZW3	U.S. Treasury Note	8/6/2021	6/30/2025	0.25	50,000,000	49,406,250	49,759,415	46,506,000
U.S. Treasuries	912828ZW3	U.S. Treasury Note	12/7/2021	6/30/2025	0.25	50,000,000	48,628,906	49,391,913	46,506,000
U.S. Treasuries	91282CAB7	U.S. Treasury Note	8/5/2021	7/31/2025	0.25	50,000,000	49,458,984	49,774,081	46,359,500
U.S. Treasuries	91282CAB7	U.S. Treasury Note	8/6/2021	7/31/2025	0.25	50,000,000	49,363,281	49,733,935	46,359,500
U.S. Treasuries	91282CFK2	U.S. Treasury Note	10/7/2022	9/15/2025	3.50	50,000,000	48,968,750	49,372,032	48,890,500
U.S. Treasuries	91282CAM3	U.S. Treasury Note	5/12/2021	9/30/2025	0.25	50,000,000	49,109,375	49,628,072	46,080,000
U.S. Treasuries	91282CAM3	U.S. Treasury Note	7/26/2021	9/30/2025	0.25	50,000,000	49,281,250	49,685,106	46,080,000
U.S. Treasuries	91282CAT8	U.S. Treasury Note	2/25/2021	10/31/2025	0.25	50,000,000	49,298,828	49,712,803	45,931,500
U.S. Treasuries	91282CAT8	U.S. Treasury Note	3/2/2021	10/31/2025	0.25	50,000,000	49,078,125	49,621,295	45,931,500
U.S. Treasuries	91282CAT8	U.S. Treasury Note	3/4/2021	10/31/2025	0.25	50,000,000	49,048,828	49,608,801	45,931,500
U.S. Treasuries	91282CBC4	U.S. Treasury Note	2/25/2021	12/31/2025	0.38	50,000,000	49,455,078	49,765,714	45,814,500
U.S. Treasuries	91282CBC4	U.S. Treasury Note	2/26/2021	12/31/2025	0.38	50,000,000	49,271,484	49,686,602	45,814,500
U.S. Treasuries	91282CBW0	U.S. Treasury Note	6/28/2021	4/30/2026	0.75	50,000,000	49,662,109	49,831,533	45,689,500
U.S. Treasuries	91282CBW0	U.S. Treasury Note	7/2/2021	4/30/2026	0.75	50,000,000	49,730,469	49,865,311	45,689,500
U.S. Treasuries	912828R36	U.S. Treasury Note	7/23/2021	5/15/2026	1.63	50,000,000	52,203,125	51,123,506	46,617,000

Investment Inventory

Pooled Fund

Type of Investment	CUSIP	Issuer Name	Settle Date	Maturity		Par Value	Original Cost	Amortized	
				Date	Coupon			Book Value	Market Value
U.S. Treasuries	912828R36	U.S. Treasury Note	8/27/2021	5/15/2026	1.63	50,000,000	51,890,625	50,983,740	46,617,000
U.S. Treasuries	91282CCJ8	U.S. Treasury Note	7/2/2021	6/30/2026	0.88	50,000,000	49,931,641	49,964,696	45,644,500
U.S. Treasuries	91282CCJ8	U.S. Treasury Note	7/14/2021	6/30/2026	0.88	50,000,000	50,070,313	50,036,553	45,644,500
U.S. Treasuries	91282CCJ8	U.S. Treasury Note	7/22/2021	6/30/2026	0.88	50,000,000	50,345,703	50,180,517	45,644,500
U.S. Treasuries	91282CCJ8	U.S. Treasury Note	7/22/2021	6/30/2026	0.88	50,000,000	50,328,125	50,171,338	45,644,500
U.S. Treasuries	91282CCJ8	U.S. Treasury Note	8/6/2021	6/30/2026	0.88	50,000,000	50,406,250	50,213,911	45,644,500
U.S. Treasuries	91282CCJ8	U.S. Treasury Note	8/10/2021	6/30/2026	0.88	50,000,000	50,240,234	50,126,779	45,644,500
U.S. Treasuries	91282CCJ8	U.S. Treasury Note	9/24/2021	6/30/2026	0.88	50,000,000	49,937,500	49,966,164	45,644,500
U.S. Treasuries	91282CCJ8	U.S. Treasury Note	10/14/2021	6/30/2026	0.88	50,000,000	49,593,750	49,777,507	45,644,500
U.S. Treasuries	91282CCJ8	U.S. Treasury Note	1/4/2022	6/30/2026	0.88	50,000,000	49,027,344	49,440,634	45,644,500
U.S. Treasuries	91282CCW9	U.S. Treasury Note	9/28/2021	8/31/2026	0.75	50,000,000	49,449,219	49,692,445	45,199,000
U.S. Treasuries	91282CCZ2	U.S. Treasury Note	10/8/2021	9/30/2026	0.88	50,000,000	49,689,453	49,823,374	45,295,000
U.S. Treasuries	91282CCZ2	U.S. Treasury Note	10/8/2021	9/30/2026	0.88	50,000,000	49,671,875	49,813,377	45,295,000
U.S. Treasuries	91282CCZ2	U.S. Treasury Note	10/19/2021	9/30/2026	0.88	50,000,000	49,318,359	49,609,952	45,295,000
U.S. Treasuries	91282CDK4	U.S. Treasury Note	12/3/2021	11/30/2026	1.25	50,000,000	50,072,266	50,042,407	45,539,000
U.S. Treasuries	91282CDK4	U.S. Treasury Note	12/7/2021	11/30/2026	1.25	50,000,000	50,117,188	50,070,544	45,539,000
U.S. Treasuries	91282CDK4	U.S. Treasury Note	3/29/2022	11/30/2026	1.25	50,000,000	47,078,125	48,125,687	45,539,000
U.S. Treasuries	91282CDQ1	U.S. Treasury Note	3/29/2022	12/31/2026	1.25	50,000,000	47,107,422	48,125,982	45,486,500
U.S. Treasuries	91282CEF4	U.S. Treasury Note	4/6/2022	3/31/2027	2.50	25,000,000	24,757,813	24,838,187	23,531,250
Subtotals					0.89	\$ 3,375,000,000	\$ 3,372,892,578	\$ 3,370,616,341	\$ 3,176,386,750
U.S. Agencies	3133ENGF1	Federal Farm Credit Bank	12/3/2021	12/1/2023	0.50	\$ 25,000,000	\$ 24,963,750	\$ 25,000,000	\$ 25,000,000
U.S. Agencies	3133ENGF1	Federal Farm Credit Bank	12/3/2021	12/1/2023	0.50	25,000,000	24,963,750	25,000,000	25,000,000
U.S. Agencies	3133ENGF1	Federal Farm Credit Bank	12/3/2021	12/1/2023	0.50	75,000,000	74,891,250	75,000,000	75,000,000
U.S. Agencies	3130A3VC5	Federal Home Loan Bank	12/10/2021	12/8/2023	2.25	10,000,000	10,301,000	10,002,894	9,993,800
U.S. Agencies	3130A3VC5	Federal Home Loan Bank	12/10/2021	12/8/2023	2.25	30,000,000	30,903,000	30,008,683	29,981,400
U.S. Agencies	3133ENHR4	Federal Farm Credit Bank	12/20/2021	12/20/2023	0.68	25,000,000	24,987,600	24,999,677	24,938,750
U.S. Agencies	3133ENHR4	Federal Farm Credit Bank	12/20/2021	12/20/2023	0.68	25,000,000	24,988,000	24,999,688	24,938,750
U.S. Agencies	3133ENHR4	Federal Farm Credit Bank	12/20/2021	12/20/2023	0.68	62,000,000	61,970,488	61,999,232	61,848,100
U.S. Agencies	3130AU4V3	Federal Home Loan Bank	12/8/2022	1/8/2024	4.80	11,000,000	10,998,900	10,999,894	10,991,200
U.S. Agencies	3130AU4V3	Federal Home Loan Bank	12/8/2022	1/8/2024	4.80	25,000,000	24,987,500	24,998,801	24,980,000
U.S. Agencies	3133ENLF5	Federal Farm Credit Bank	3/3/2022	1/18/2024	0.90	11,856,000	11,738,815	11,847,800	11,786,168
U.S. Agencies	3133ENLF5	Federal Farm Credit Bank	2/1/2022	1/18/2024	0.90	50,000,000	49,701,000	49,979,955	49,705,500
U.S. Agencies	313384ST7	Federal Home Loan Bank Discount	4/21/2023	2/6/2024	0.00	10,650,000	10,236,780	10,554,860	10,546,908
U.S. Agencies	3130AFW94	Federal Home Loan Bank	11/12/2021	2/13/2024	2.50	39,010,000	40,648,810	39,157,354	38,777,500
U.S. Agencies	3133ELNE0	Federal Farm Credit Bank	3/18/2020	2/14/2024	1.43	20,495,000	20,950,604	20,518,929	20,328,376
U.S. Agencies	3130AUYG3	Federal Home Loan Bank	2/16/2023	2/16/2024	5.10	25,000,000	24,996,500	24,999,262	24,976,750
U.S. Agencies	3133EMRZ7	Federal Farm Credit Bank	2/26/2021	2/26/2024	0.25	5,000,000	4,998,200	4,999,857	4,938,850
U.S. Agencies	3133EMRZ7	Federal Farm Credit Bank	2/26/2021	2/26/2024	0.25	5,000,000	4,998,200	4,999,857	4,938,850
U.S. Agencies	3133EMRZ7	Federal Farm Credit Bank	2/26/2021	2/26/2024	0.25	100,000,000	99,964,000	99,997,140	98,777,000
U.S. Agencies	3130ARHG9	Federal Home Loan Bank	3/25/2022	2/28/2024	2.13	11,000,000	10,987,460	10,998,417	10,902,650
U.S. Agencies	3130ARHG9	Federal Home Loan Bank	3/25/2022	2/28/2024	2.13	25,000,000	24,971,500	24,996,402	24,778,750
U.S. Agencies	3130ATUQ8	Federal Home Loan Bank	11/15/2022	3/8/2024	4.75	10,000,000	10,013,300	10,002,721	9,981,100
U.S. Agencies	3130ATUQ8	Federal Home Loan Bank	11/18/2022	3/8/2024	4.75	20,000,000	20,000,800	20,000,165	19,962,200
U.S. Agencies	3130ATUQ8	Federal Home Loan Bank	12/8/2022	3/8/2024	4.75	25,000,000	24,982,000	24,996,132	24,952,750
U.S. Agencies	3130ATUQ8	Federal Home Loan Bank	11/18/2022	3/8/2024	4.75	30,000,000	30,001,800	30,000,371	29,943,300
U.S. Agencies	3130ATUQ8	Federal Home Loan Bank	12/8/2022	3/8/2024	4.75	30,000,000	29,978,400	29,995,358	29,943,300
U.S. Agencies	3133EMTW2	Federal Farm Credit Bank	3/18/2021	3/18/2024	0.30	50,000,000	49,939,500	49,994,038	49,258,000
U.S. Agencies	3133EMTW2	Federal Farm Credit Bank	3/18/2021	3/18/2024	0.30	50,000,000	49,939,450	49,994,033	49,258,000
U.S. Agencies	3133EMWV0	Federal Farm Credit Bank	5/4/2021	4/22/2024	0.35	16,545,000	16,549,633	16,545,611	16,228,660

Investment Inventory

Pooled Fund

Type of Investment	CUSIP	Issuer Name	Settle Date	Maturity		Par Value	Original Cost	Amortized	
				Date	Coupon			Book Value	Market Value
U.S. Agencies	3133EMWV0	Federal Farm Credit Bank	5/4/2021	4/22/2024	0.35	29,424,000	29,432,239	29,425,087	28,861,413
U.S. Agencies	3133EMWV0	Federal Farm Credit Bank	5/4/2021	4/22/2024	0.35	39,000,000	39,010,920	39,001,441	38,254,320
U.S. Agencies	3133ENWP1	Federal Farm Credit Bank	5/16/2022	5/16/2024	2.63	45,000,000	44,939,250	44,986,121	44,436,600
U.S. Agencies	3133ENWP1	Federal Farm Credit Bank	5/16/2022	5/16/2024	2.63	50,000,000	49,932,500	49,984,579	49,374,000
U.S. Agencies	3133ENYH7	Federal Farm Credit Bank	6/10/2022	6/10/2024	2.63	100,000,000	99,871,000	99,966,118	98,549,000
U.S. Agencies	3130A1XJ2	Federal Home Loan Bank	5/18/2022	6/14/2024	2.88	15,955,000	16,008,449	15,968,821	15,744,394
U.S. Agencies	3130A1XJ2	Federal Home Loan Bank	5/18/2022	6/14/2024	2.88	17,980,000	18,043,829	17,996,505	17,742,664
U.S. Agencies	3130A1XJ2	Federal Home Loan Bank	5/12/2022	6/14/2024	2.88	25,500,000	25,552,530	25,513,476	25,163,400
U.S. Agencies	3130A1XJ2	Federal Home Loan Bank	5/16/2022	6/14/2024	2.88	50,000,000	50,204,000	50,052,611	49,340,000
U.S. Agencies	3130ASHK8	Federal Home Loan Bank	7/22/2022	6/14/2024	3.13	28,000,000	27,904,520	27,972,996	27,674,080
U.S. Agencies	3130ASHK8	Federal Home Loan Bank	7/22/2022	6/14/2024	3.13	28,210,000	28,114,932	28,183,112	27,881,636
U.S. Agencies	3133ENYX2	Federal Farm Credit Bank	6/17/2022	6/17/2024	3.25	25,000,000	24,970,500	24,991,969	24,768,000
U.S. Agencies	3133ENYX2	Federal Farm Credit Bank	6/17/2022	6/17/2024	3.25	25,000,000	24,970,750	24,992,037	24,768,000
U.S. Agencies	3133ENYX2	Federal Farm Credit Bank	6/17/2022	6/17/2024	3.25	50,000,000	49,970,000	49,991,833	49,536,000
U.S. Agencies	3133ENZS2	Federal Farm Credit Bank	6/28/2022	6/28/2024	3.10	25,000,000	24,987,500	24,996,409	24,688,250
U.S. Agencies	3133ENZS2	Federal Farm Credit Bank	6/28/2022	6/28/2024	3.10	25,000,000	24,986,500	24,996,122	24,688,250
U.S. Agencies	3133ENZS2	Federal Farm Credit Bank	6/28/2022	6/28/2024	3.10	50,000,000	49,973,000	49,992,244	49,376,500
U.S. Agencies	313384YV5	Federal Home Loan Bank Discount	10/31/2023	7/1/2024	0.00	25,000,000	24,111,264	24,224,177	24,291,500
U.S. Agencies	313384YV5	Federal Home Loan Bank Discount	10/31/2023	7/1/2024	0.00	25,000,000	24,111,264	24,224,177	24,291,500
U.S. Agencies	313384YV5	Federal Home Loan Bank Discount	10/31/2023	7/1/2024	0.00	25,000,000	24,111,264	24,224,177	24,291,500
U.S. Agencies	3130ASME6	Federal Home Loan Bank	7/8/2022	7/8/2024	3.00	10,000,000	9,980,600	9,994,161	9,861,900
U.S. Agencies	3130ASME6	Federal Home Loan Bank	7/8/2022	7/8/2024	3.00	15,000,000	14,970,900	14,991,242	14,792,850
U.S. Agencies	3130ASME6	Federal Home Loan Bank	7/8/2022	7/8/2024	3.00	17,500,000	17,466,050	17,489,782	17,258,325
U.S. Agencies	3130AWFH8	Federal Home Loan Bank	6/13/2023	7/12/2024	5.51	50,000,000	50,000,000	50,000,000	49,987,500
U.S. Agencies	3133EMV25	Federal Farm Credit Bank	8/6/2021	7/23/2024	0.45	50,000,000	50,092,000	50,019,982	48,512,000
U.S. Agencies	3133EPBF1	Federal Farm Credit Bank	2/21/2023	8/21/2024	4.88	10,000,000	9,995,700	9,997,925	9,972,300
U.S. Agencies	3133EPBF1	Federal Farm Credit Bank	2/21/2023	8/21/2024	4.88	20,000,000	19,992,000	19,996,139	19,944,600
U.S. Agencies	3133EPBF1	Federal Farm Credit Bank	2/21/2023	8/21/2024	4.88	25,000,000	24,990,000	24,995,174	24,930,750
U.S. Agencies	3133ENJ84	Federal Farm Credit Bank	8/26/2022	8/26/2024	3.38	50,000,000	49,916,500	49,969,273	49,336,000
U.S. Agencies	3130ATVD6	Federal Home Loan Bank	11/10/2022	9/13/2024	4.88	50,000,000	50,062,000	50,026,440	49,844,000
U.S. Agencies	3133EM5X6	Federal Farm Credit Bank	9/23/2021	9/23/2024	0.43	25,000,000	24,974,750	24,993,158	24,050,500
U.S. Agencies	3133EM5X6	Federal Farm Credit Bank	9/23/2021	9/23/2024	0.43	50,000,000	49,949,500	49,986,315	48,101,000
U.S. Agencies	3133EM5X6	Federal Farm Credit Bank	9/23/2021	9/23/2024	0.43	50,000,000	49,949,500	49,986,315	48,101,000
U.S. Agencies	3133ENP79	Federal Farm Credit Bank	9/26/2022	9/26/2024	4.25	50,000,000	49,996,000	49,998,358	49,564,500
U.S. Agencies	3130ATT31	Federal Home Loan Bank	11/1/2022	10/3/2024	4.50	50,000,000	49,860,500	49,938,994	49,682,000
U.S. Agencies	3135GAFY2	Fannie Mae	4/3/2023	10/3/2024	5.32	25,000,000	25,000,000	25,000,000	24,931,250
U.S. Agencies	3135GAFY2	Fannie Mae	4/3/2023	10/3/2024	5.32	25,000,000	25,000,000	25,000,000	24,931,250
U.S. Agencies	3135GAFY2	Fannie Mae	4/3/2023	10/3/2024	5.32	50,000,000	50,000,000	50,000,000	49,862,500
U.S. Agencies	3133EPHD0	Federal Farm Credit Bank	4/28/2023	10/28/2024	4.50	20,000,000	19,968,400	19,980,890	19,851,600
U.S. Agencies	3133EPHD0	Federal Farm Credit Bank	4/28/2023	10/28/2024	4.50	25,000,000	24,959,000	24,975,206	24,814,500
U.S. Agencies	3133ENEJ5	Federal Farm Credit Bank	11/18/2021	11/18/2024	0.88	10,000,000	9,988,500	9,996,296	9,592,800
U.S. Agencies	3133ENEJ5	Federal Farm Credit Bank	11/18/2021	11/18/2024	0.88	10,000,000	9,988,500	9,996,296	9,592,800
U.S. Agencies	3133ENEJ5	Federal Farm Credit Bank	11/18/2021	11/18/2024	0.88	50,000,000	49,942,500	49,981,480	47,964,000
U.S. Agencies	3133ENZ94	Federal Farm Credit Bank	11/18/2022	11/18/2024	4.50	25,000,000	24,973,500	24,987,203	24,833,750
U.S. Agencies	3133ELCP7	Federal Farm Credit Bank	12/3/2019	12/3/2024	1.63	25,000,000	24,960,000	24,991,943	24,027,750
U.S. Agencies	3133ENGQ7	Federal Farm Credit Bank	12/9/2021	12/9/2024	0.92	50,000,000	49,985,000	49,994,881	47,811,500
U.S. Agencies	3133ENGQ7	Federal Farm Credit Bank	12/9/2021	12/9/2024	0.92	50,000,000	49,963,000	49,987,374	47,811,500
U.S. Agencies	3133EN4N7	Federal Farm Credit Bank	12/20/2022	12/20/2024	4.25	10,000,000	9,982,900	9,980,994	9,896,300
U.S. Agencies	3133EN4N7	Federal Farm Credit Bank	12/20/2022	12/20/2024	4.25	25,000,000	24,954,500	24,976,036	24,740,750
U.S. Agencies	3133EN4N7	Federal Farm Credit Bank	12/20/2022	12/20/2024	4.25	25,000,000	24,954,500	24,976,036	24,740,750

Investment Inventory

Pooled Fund

Type of Investment	CUSIP	Issuer Name	Maturity			Amortized			
			Settle Date	Date	Coupon	Par Value	Original Cost	Book Value	Market Value
U.S. Agencies	3135GAG39	Fannie Mae	3/30/2023	12/30/2024	5.38	25,000,000	25,000,000	25,000,000	24,915,750
U.S. Agencies	3135GAG39	Fannie Mae	3/30/2023	12/30/2024	5.38	25,000,000	25,000,000	25,000,000	24,915,750
U.S. Agencies	3135GAG39	Fannie Mae	3/30/2023	12/30/2024	5.38	25,000,000	25,000,000	25,000,000	24,915,750
U.S. Agencies	3135GAG39	Fannie Mae	3/30/2023	12/30/2024	5.38	25,000,000	25,000,000	25,000,000	24,915,750
U.S. Agencies	3133ENKS8	Federal Farm Credit Bank	1/11/2022	1/6/2025	1.13	20,000,000	19,955,000	19,983,419	19,149,400
U.S. Agencies	3133ENKS8	Federal Farm Credit Bank	1/11/2022	1/6/2025	1.13	25,000,000	24,943,750	24,979,274	23,936,750
U.S. Agencies	3133ENKS8	Federal Farm Credit Bank	1/11/2022	1/6/2025	1.13	25,000,000	24,943,750	24,979,274	23,936,750
U.S. Agencies	3135G0X24	Fannie Mae	4/21/2021	1/7/2025	1.63	39,060,000	40,632,556	39,527,015	37,615,561
U.S. Agencies	3133ENZ37	Federal Farm Credit Bank	11/10/2022	1/10/2025	4.88	10,000,000	9,999,400	9,999,692	9,960,700
U.S. Agencies	3133ENZ37	Federal Farm Credit Bank	11/10/2022	1/10/2025	4.88	20,000,000	19,998,800	19,999,385	19,921,400
U.S. Agencies	3133ENZ37	Federal Farm Credit Bank	11/10/2022	1/10/2025	4.88	20,000,000	19,999,580	19,999,785	19,921,400
U.S. Agencies	3133EPAG0	Federal Farm Credit Bank	2/10/2023	2/10/2025	4.25	10,000,000	9,947,200	9,968,436	9,889,900
U.S. Agencies	3133EPAG0	Federal Farm Credit Bank	2/10/2023	2/10/2025	4.25	29,875,000	29,716,065	29,779,987	29,546,076
U.S. Agencies	3137EAEP0	Freddie Mac	2/14/2020	2/12/2025	1.50	5,000,000	4,996,150	4,999,074	4,799,500
U.S. Agencies	3137EAEP0	Freddie Mac	2/14/2020	2/12/2025	1.50	5,000,000	4,996,150	4,999,074	4,799,500
U.S. Agencies	3137EAEP0	Freddie Mac	2/14/2020	2/12/2025	1.50	5,000,000	4,996,150	4,999,074	4,799,500
U.S. Agencies	3137EAEP0	Freddie Mac	2/14/2020	2/12/2025	1.50	15,000,000	14,988,450	14,997,222	14,398,500
U.S. Agencies	3137EAEP0	Freddie Mac	2/14/2020	2/12/2025	1.50	50,000,000	49,961,500	49,990,739	47,995,000
U.S. Agencies	3137EAEP0	Freddie Mac	4/21/2021	2/12/2025	1.50	53,532,000	55,450,052	54,136,469	51,385,367
U.S. Agencies	3130AUJZ4	Federal Home Loan Bank	2/13/2023	2/13/2025	4.50	50,000,000	49,921,500	49,952,750	49,638,000
U.S. Agencies	3130AV7L0	Federal Home Loan Bank	3/3/2023	2/28/2025	5.00	25,000,000	24,967,000	24,979,375	24,980,750
U.S. Agencies	3130AV7L0	Federal Home Loan Bank	3/3/2023	2/28/2025	5.00	35,000,000	34,953,800	34,971,125	34,973,050
U.S. Agencies	3133ELQY3	Federal Farm Credit Bank	3/23/2020	3/3/2025	1.21	16,000,000	15,990,720	15,997,647	15,235,360
U.S. Agencies	3133ELQY3	Federal Farm Credit Bank	3/23/2020	3/3/2025	1.21	24,000,000	23,964,240	23,990,931	22,853,040
U.S. Agencies	3133EMWT5	Federal Farm Credit Bank	4/21/2021	4/21/2025	0.60	50,000,000	49,973,500	49,990,804	47,060,500
U.S. Agencies	3135G03U5	Fannie Mae	12/8/2021	4/22/2025	0.63	37,938,000	37,367,792	37,702,691	35,745,942
U.S. Agencies	3135G03U5	Fannie Mae	7/12/2021	4/22/2025	0.63	50,000,000	50,108,000	50,039,757	47,111,000
U.S. Agencies	3135G03U5	Fannie Mae	12/8/2021	4/22/2025	0.63	50,000,000	49,243,950	49,687,999	47,111,000
U.S. Agencies	3133ENXE5	Federal Farm Credit Bank	5/23/2022	5/23/2025	2.85	6,000,000	5,991,600	5,995,869	5,811,960
U.S. Agencies	3133ENXE5	Federal Farm Credit Bank	5/23/2022	5/23/2025	2.85	20,000,000	19,972,000	19,986,230	19,373,200
U.S. Agencies	3130AWER7	Federal Home Loan Bank	6/12/2023	6/6/2025	4.63	10,000,000	9,991,700	9,993,669	9,960,600
U.S. Agencies	3130AWER7	Federal Home Loan Bank	6/12/2023	6/6/2025	4.63	15,000,000	14,987,550	14,990,504	14,940,900
U.S. Agencies	3130AWER7	Federal Home Loan Bank	6/12/2023	6/6/2025	4.63	25,000,000	24,979,250	24,984,173	24,901,500
U.S. Agencies	3130AWER7	Federal Home Loan Bank	6/12/2023	6/6/2025	4.63	52,000,000	51,956,840	51,967,079	51,795,120
U.S. Agencies	3130ASG86	Federal Home Loan Bank	8/4/2022	6/13/2025	3.38	11,940,000	12,000,178	11,972,279	11,669,081
U.S. Agencies	3130ASG86	Federal Home Loan Bank	8/3/2022	6/13/2025	3.38	12,700,000	12,806,045	12,756,828	12,411,837
U.S. Agencies	3130ATST5	Federal Home Loan Bank	5/10/2023	6/13/2025	4.38	3,000,000	3,012,270	3,008,982	2,975,670
U.S. Agencies	3130ATST5	Federal Home Loan Bank	5/8/2023	6/13/2025	4.38	9,915,000	9,975,878	9,959,448	9,834,589
U.S. Agencies	3130ATST5	Federal Home Loan Bank	5/8/2023	6/13/2025	4.38	10,000,000	10,065,000	10,047,458	9,918,900
U.S. Agencies	3130ATST5	Federal Home Loan Bank	5/11/2023	6/13/2025	4.38	10,000,000	10,036,000	10,026,387	9,918,900
U.S. Agencies	3130ATST5	Federal Home Loan Bank	5/17/2023	6/13/2025	4.38	24,000,000	24,079,440	24,058,689	23,805,360
U.S. Agencies	3130ATST5	Federal Home Loan Bank	5/9/2023	6/13/2025	4.38	25,500,000	25,624,695	25,591,161	25,293,195
U.S. Agencies	3130AWLY4	Federal Home Loan Bank	7/25/2023	6/13/2025	5.13	10,800,000	10,818,036	10,814,659	10,829,160
U.S. Agencies	3130AWLY4	Federal Home Loan Bank	7/25/2023	6/13/2025	5.13	48,150,000	48,241,967	48,224,748	48,280,005
U.S. Agencies	3133EN4B3	Federal Farm Credit Bank	12/13/2022	6/13/2025	4.25	15,000,000	14,988,383	14,992,874	14,844,450
U.S. Agencies	3133EN4B3	Federal Farm Credit Bank	12/13/2022	6/13/2025	4.25	15,000,000	14,989,800	14,993,744	14,844,450
U.S. Agencies	3133EN4B3	Federal Farm Credit Bank	12/13/2022	6/13/2025	4.25	15,000,000	14,989,050	14,993,284	14,844,450
U.S. Agencies	3133ENYQ7	Federal Farm Credit Bank	6/13/2022	6/13/2025	2.95	50,000,000	49,975,500	49,987,482	48,429,500
U.S. Agencies	3135G04Z3	Fannie Mae	12/8/2021	6/17/2025	0.50	4,655,000	4,556,640	4,611,896	4,352,472
U.S. Agencies	3135G04Z3	Fannie Mae	12/8/2021	6/17/2025	0.50	10,000,000	9,789,600	9,907,797	9,350,100

Investment Inventory

Pooled Fund

Type of Investment	CUSIP	Issuer Name	Settle Date	Maturity		Par Value	Original Cost	Amortized	
				Date	Coupon			Book Value	Market Value
U.S. Agencies	3130AN4A5	Federal Home Loan Bank	7/12/2021	6/30/2025	0.70	17,680,000	17,734,631	17,701,754	16,560,856
U.S. Agencies	3133EPKA2	Federal Farm Credit Bank	5/18/2023	8/18/2025	4.00	25,000,000	24,982,000	24,986,309	24,645,750
U.S. Agencies	3133EPKA2	Federal Farm Credit Bank	5/18/2023	8/18/2025	4.00	26,500,000	26,483,835	26,487,704	26,124,495
U.S. Agencies	3133EPKA2	Federal Farm Credit Bank	5/18/2023	8/18/2025	4.00	30,000,000	29,981,700	29,986,080	29,574,900
U.S. Agencies	3135G05X7	Fannie Mae	3/4/2021	8/25/2025	0.38	25,000,000	24,684,250	24,877,756	23,163,750
U.S. Agencies	3135G05X7	Fannie Mae	2/25/2021	8/25/2025	0.38	72,500,000	71,862,000	72,254,048	67,174,875
U.S. Agencies	3130A8ZQ9	Federal Home Loan Bank	11/2/2021	9/12/2025	1.75	10,295,000	10,575,333	10,424,430	9,760,587
U.S. Agencies	3133EPVY8	Federal Farm Credit Bank	9/15/2023	9/15/2025	5.00	8,230,000	8,224,074	8,224,699	8,243,909
U.S. Agencies	3133EPVY8	Federal Farm Credit Bank	9/15/2023	9/15/2025	5.00	15,000,000	14,981,850	14,983,762	15,025,350
U.S. Agencies	3133EPVY8	Federal Farm Credit Bank	9/15/2023	9/15/2025	5.00	20,000,000	19,975,800	19,978,349	20,033,800
U.S. Agencies	3137EAEX3	Freddie Mac	3/4/2021	9/23/2025	0.38	22,600,000	22,295,352	22,478,800	20,871,778
U.S. Agencies	3133EPDL6	Federal Farm Credit Bank	3/15/2023	10/1/2025	4.85	50,000,000	50,000,000	50,000,000	50,062,000
U.S. Agencies	3133EPYW9	Federal Farm Credit Bank	10/20/2023	10/20/2025	5.13	24,000,000	23,923,440	23,927,839	24,125,760
U.S. Agencies	3133EPYW9	Federal Farm Credit Bank	10/20/2023	10/20/2025	5.13	25,000,000	24,985,500	24,986,333	25,131,000
U.S. Agencies	3133EPYW9	Federal Farm Credit Bank	10/20/2023	10/20/2025	5.13	35,000,000	34,972,350	34,973,939	35,183,400
U.S. Agencies	3133EPYW9	Federal Farm Credit Bank	10/20/2023	10/20/2025	5.13	50,000,000	49,972,000	49,973,609	50,262,000
U.S. Agencies	3133ENEG1	Federal Farm Credit Bank	11/17/2021	11/17/2025	1.05	39,675,000	39,622,232	39,649,104	36,918,381
U.S. Agencies	3133ENEG1	Federal Farm Credit Bank	11/17/2021	11/17/2025	1.05	55,000,000	54,923,000	54,962,211	51,178,600
U.S. Agencies	3133ENHM5	Federal Farm Credit Bank	12/16/2021	12/16/2025	1.17	45,000,000	44,954,100	44,976,563	41,894,550
U.S. Agencies	3133ENHM5	Federal Farm Credit Bank	12/16/2021	12/16/2025	1.17	50,000,000	49,949,000	49,973,959	46,549,500
U.S. Agencies	3133EN5E6	Federal Farm Credit Bank	12/29/2022	12/29/2025	4.00	15,000,000	14,954,700	14,968,629	14,776,800
U.S. Agencies	3133EN5E6	Federal Farm Credit Bank	12/29/2022	12/29/2025	4.00	20,000,000	19,939,600	19,958,172	19,702,400
U.S. Agencies	3133EN5E6	Federal Farm Credit Bank	12/29/2022	12/29/2025	4.00	25,000,000	24,923,750	24,947,195	24,628,000
U.S. Agencies	3133EN6A3	Federal Farm Credit Bank	1/13/2023	1/13/2026	4.00	20,000,000	19,982,400	19,987,571	19,707,200
U.S. Agencies	3133EN6A3	Federal Farm Credit Bank	1/13/2023	1/13/2026	4.00	30,000,000	29,977,200	29,983,899	29,560,800
U.S. Agencies	3130AUTC8	Federal Home Loan Bank	2/9/2023	2/6/2026	4.01	21,100,000	20,985,427	21,016,350	20,855,451
U.S. Agencies	3133EPJX4	Federal Farm Credit Bank	5/17/2023	2/17/2026	3.63	25,000,000	24,928,500	24,942,559	24,454,500
U.S. Agencies	3133EPJX4	Federal Farm Credit Bank	5/17/2023	2/17/2026	3.63	30,000,000	29,905,500	29,924,081	29,344,800
U.S. Agencies	3133EPBJ3	Federal Farm Credit Bank	2/23/2023	2/23/2026	4.38	25,000,000	24,953,500	24,965,422	24,857,500
U.S. Agencies	3133EPBJ3	Federal Farm Credit Bank	2/23/2023	2/23/2026	4.38	28,000,000	27,954,080	27,965,853	27,840,400
U.S. Agencies	3133EPBJ3	Federal Farm Credit Bank	2/23/2023	2/23/2026	4.38	50,000,000	49,918,000	49,939,024	49,715,000
U.S. Agencies	3133ENJ35	Federal Farm Credit Bank	8/25/2022	2/25/2026	3.32	35,000,000	34,957,650	34,972,969	33,982,900
U.S. Agencies	3130AXB31	Federal Home Loan Bank	11/2/2023	3/13/2026	4.88	10,000,000	9,953,900	9,955,451	10,049,600
U.S. Agencies	3130AXB31	Federal Home Loan Bank	11/2/2023	3/13/2026	4.88	10,000,000	9,950,700	9,952,359	10,049,600
U.S. Agencies	3130AXB31	Federal Home Loan Bank	11/2/2023	3/13/2026	4.88	10,000,000	9,950,700	9,952,359	10,049,600
U.S. Agencies	3133EMZ21	Federal Farm Credit Bank	8/9/2021	4/6/2026	0.69	15,500,000	15,458,150	15,478,915	14,161,110
U.S. Agencies	3133ENU00	Federal Farm Credit Bank	4/8/2022	4/8/2026	2.64	20,000,000	19,961,200	19,977,187	19,128,000
U.S. Agencies	3133ENU00	Federal Farm Credit Bank	4/8/2022	4/8/2026	2.64	30,000,000	29,941,800	29,965,781	28,692,000
U.S. Agencies	3130AVWS7	Federal Home Loan Bank	5/10/2023	6/12/2026	3.75	17,045,000	16,991,479	17,001,197	16,715,520
U.S. Agencies	3130AVWS7	Federal Home Loan Bank	5/17/2023	6/12/2026	3.75	20,000,000	19,939,200	19,949,929	19,613,400
U.S. Agencies	3130AWAH3	Federal Home Loan Bank	6/1/2023	6/12/2026	4.00	10,000,000	9,934,300	9,945,161	9,865,800
U.S. Agencies	3130AWAH3	Federal Home Loan Bank	6/1/2023	6/12/2026	4.00	15,000,000	14,899,350	14,915,989	14,798,700
U.S. Agencies	3130AWLZ1	Federal Home Loan Bank	7/10/2023	6/12/2026	4.75	50,000,000	49,856,000	49,875,416	50,201,000
U.S. Agencies	3133EPMU6	Federal Farm Credit Bank	6/15/2023	6/15/2026	4.25	20,000,000	19,969,200	19,973,949	19,822,600
U.S. Agencies	3133EPMU6	Federal Farm Credit Bank	6/15/2023	6/15/2026	4.25	24,700,000	24,640,226	24,649,443	24,480,911
U.S. Agencies	3133EPMU6	Federal Farm Credit Bank	6/15/2023	6/15/2026	4.25	30,000,000	29,951,400	29,958,894	29,733,900
U.S. Agencies	3133EPNG6	Federal Farm Credit Bank	6/23/2023	6/23/2026	4.38	25,000,000	24,986,750	24,988,696	24,897,250
U.S. Agencies	3133EPNG6	Federal Farm Credit Bank	6/23/2023	6/23/2026	4.38	25,000,000	24,986,750	24,988,696	24,897,250
U.S. Agencies	3133EPNG6	Federal Farm Credit Bank	6/23/2023	6/23/2026	4.38	50,000,000	49,973,500	49,977,393	49,794,500
U.S. Agencies	3133EPVP7	Federal Farm Credit Bank	9/8/2023	7/8/2026	4.75	10,000,000	9,991,700	9,992,374	10,038,600

Investment Inventory

Pooled Fund

Type of Investment	CUSIP	Issuer Name	Maturity		Coupon	Par Value	Original Cost	Amortized	
			Settle Date	Date				Book Value	Market Value
U.S. Agencies	3133EPVP7	Federal Farm Credit Bank	9/8/2023	7/8/2026	4.75	19,000,000	18,984,800	18,986,035	19,073,340
U.S. Agencies	3133EPVP7	Federal Farm Credit Bank	9/8/2023	7/8/2026	4.75	21,000,000	20,982,780	20,984,179	21,081,060
U.S. Agencies	3130ANNM8	Federal Home Loan Bank	8/19/2021	7/13/2026	1.05	25,000,000	25,000,000	25,000,000	22,794,250
U.S. Agencies	3130ANNM8	Federal Home Loan Bank	8/19/2021	7/13/2026	1.05	25,000,000	25,000,000	25,000,000	22,794,250
U.S. Agencies	3130ANNM8	Federal Home Loan Bank	8/19/2021	7/13/2026	1.05	25,000,000	25,000,000	25,000,000	22,794,250
U.S. Agencies	3130ANNM8	Federal Home Loan Bank	8/19/2021	7/13/2026	1.05	25,000,000	25,000,000	25,000,000	22,794,250
U.S. Agencies	3130ANNM2	Federal Home Loan Bank	8/20/2021	7/27/2026	1.07	25,000,000	25,000,000	25,000,000	22,780,250
U.S. Agencies	3130ANNM2	Federal Home Loan Bank	8/20/2021	7/27/2026	1.07	25,000,000	25,000,000	25,000,000	22,780,250
U.S. Agencies	3130ANNM2	Federal Home Loan Bank	8/20/2021	7/27/2026	1.07	25,000,000	25,000,000	25,000,000	22,780,250
U.S. Agencies	3133EPZY4	Federal Farm Credit Bank	10/30/2023	7/30/2026	5.00	3,000,000	2,991,930	2,992,187	3,031,860
U.S. Agencies	3133EPZY4	Federal Farm Credit Bank	10/30/2023	7/30/2026	5.00	9,615,000	9,589,136	9,589,960	9,717,111
U.S. Agencies	3133EPZY4	Federal Farm Credit Bank	10/30/2023	7/30/2026	5.00	16,000,000	15,956,960	15,958,332	16,169,920
U.S. Agencies	3133EPZY4	Federal Farm Credit Bank	10/30/2023	7/30/2026	5.00	25,000,000	24,936,750	24,938,766	25,265,500
U.S. Agencies	3130ANTG5	Federal Home Loan Bank	9/13/2021	8/10/2026	1.05	25,000,000	25,000,000	25,000,000	22,740,750
U.S. Agencies	3130ANTG5	Federal Home Loan Bank	9/13/2021	8/10/2026	1.05	25,000,000	25,000,000	25,000,000	22,740,750
U.S. Agencies	3130ANTG5	Federal Home Loan Bank	9/13/2021	8/10/2026	1.05	25,000,000	25,000,000	25,000,000	22,740,750
U.S. Agencies	3130ANTG5	Federal Home Loan Bank	9/13/2021	8/10/2026	1.05	25,000,000	25,000,000	25,000,000	22,740,750
U.S. Agencies	3133EPSW6	Federal Farm Credit Bank	8/14/2023	8/14/2026	4.50	50,000,000	49,885,000	49,896,437	49,959,000
U.S. Agencies	3130AP6T7	Federal Home Loan Bank	10/1/2021	9/3/2026	1.08	25,000,000	25,000,000	25,000,000	22,705,750
U.S. Agencies	3130AP6T7	Federal Home Loan Bank	10/1/2021	9/3/2026	1.08	25,000,000	25,000,000	25,000,000	22,705,750
U.S. Agencies	3130AP6T7	Federal Home Loan Bank	10/1/2021	9/3/2026	1.08	25,000,000	25,000,000	25,000,000	22,705,750
U.S. Agencies	3130AP6T7	Federal Home Loan Bank	10/1/2021	9/3/2026	1.08	25,000,000	25,000,000	25,000,000	22,705,750
U.S. Agencies	3130AXCP1	Federal Home Loan Bank	10/18/2023	9/11/2026	4.88	11,895,000	11,821,965	11,824,999	11,985,164
U.S. Agencies	3130APPR0	Federal Home Loan Bank	11/18/2021	10/19/2026	1.43	25,000,000	25,000,000	25,000,000	22,882,000
U.S. Agencies	3130APPR0	Federal Home Loan Bank	11/18/2021	10/19/2026	1.43	25,000,000	25,000,000	25,000,000	22,882,000
U.S. Agencies	3130APPR0	Federal Home Loan Bank	11/18/2021	10/19/2026	1.43	25,000,000	25,000,000	25,000,000	22,882,000
U.S. Agencies	3130APPR0	Federal Home Loan Bank	11/18/2021	10/19/2026	1.43	25,000,000	25,000,000	25,000,000	22,882,000
U.S. Agencies	3133EPZA6	Federal Farm Credit Bank	10/20/2023	10/20/2026	4.88	14,000,000	13,904,940	13,908,583	14,134,400
U.S. Agencies	3133EPZA6	Federal Farm Credit Bank	10/20/2023	10/20/2026	4.88	30,000,000	29,834,100	29,840,457	30,288,000
U.S. Agencies	3134GYRY0	Freddie Mac	5/9/2023	11/2/2026	5.29	25,000,000	25,000,000	25,000,000	24,824,250
U.S. Agencies	3134GYRY0	Freddie Mac	5/9/2023	11/2/2026	5.29	25,000,000	25,000,000	25,000,000	24,824,250
U.S. Agencies	3134GYRY0	Freddie Mac	5/9/2023	11/2/2026	5.29	25,000,000	25,000,000	25,000,000	24,824,250
U.S. Agencies	3134GYRY0	Freddie Mac	5/9/2023	11/2/2026	5.29	25,000,000	25,000,000	25,000,000	24,824,250
U.S. Agencies	3130AQ7L1	Federal Home Loan Bank	12/16/2021	11/16/2026	1.61	25,000,000	25,000,000	25,000,000	22,946,500
U.S. Agencies	3130AQ7L1	Federal Home Loan Bank	12/16/2021	11/16/2026	1.61	25,000,000	25,000,000	25,000,000	22,946,500
U.S. Agencies	3130AQ7L1	Federal Home Loan Bank	12/16/2021	11/16/2026	1.61	25,000,000	25,000,000	25,000,000	22,946,500
U.S. Agencies	3130AQ7L1	Federal Home Loan Bank	12/16/2021	11/16/2026	1.61	25,000,000	25,000,000	25,000,000	22,946,500
U.S. Agencies	3130AXU63	Federal Home Loan Bank	11/17/2023	11/17/2026	4.63	50,000,000	49,911,500	49,912,630	50,067,500
U.S. Agencies	3130AQJ95	Federal Home Loan Bank	1/14/2022	12/14/2026	1.65	25,000,000	25,000,000	25,000,000	22,941,500
U.S. Agencies	3130AQJ95	Federal Home Loan Bank	1/14/2022	12/14/2026	1.65	25,000,000	25,000,000	25,000,000	22,941,500
U.S. Agencies	3130AQJ95	Federal Home Loan Bank	1/14/2022	12/14/2026	1.65	25,000,000	25,000,000	25,000,000	22,941,500
U.S. Agencies	3130AQJ95	Federal Home Loan Bank	1/14/2022	12/14/2026	1.65	25,000,000	25,000,000	25,000,000	22,941,500
U.S. Agencies	3130ARB59	Federal Home Loan Bank	3/22/2022	3/8/2027	2.35	25,000,000	25,000,000	25,000,000	23,269,250
U.S. Agencies	3130ARB59	Federal Home Loan Bank	3/22/2022	3/8/2027	2.35	25,000,000	25,000,000	25,000,000	23,269,250
U.S. Agencies	3130ARB59	Federal Home Loan Bank	3/22/2022	3/8/2027	2.35	25,000,000	25,000,000	25,000,000	23,269,250
U.S. Agencies	3130ARB59	Federal Home Loan Bank	3/22/2022	3/8/2027	2.35	25,000,000	25,000,000	25,000,000	23,269,250
U.S. Agencies	3133ENRD4	Federal Farm Credit Bank	3/16/2022	3/10/2027	1.68	48,573,000	47,432,020	47,823,840	44,413,694
U.S. Agencies	3133ENTS9	Federal Farm Credit Bank	4/6/2022	4/5/2027	2.60	22,500,000	22,392,338	22,427,969	21,172,275
U.S. Agencies	3133ENTS9	Federal Farm Credit Bank	4/6/2022	4/5/2027	2.60	24,500,000	24,377,010	24,417,715	23,054,255

Investment Inventory

Pooled Fund

Type of Investment	CUSIP	Issuer Name	Settle Date	Maturity		Coupon	Par Value	Original Cost	Amortized	
				Date	Date				Book Value	Market Value
U.S. Agencies	3133ENTS9	Federal Farm Credit Bank	4/6/2022	4/5/2027	2.60	25,000,000	24,804,000	24,868,868	23,524,750	
U.S. Agencies	3133EN2L3	Federal Farm Credit Bank	11/17/2022	5/17/2027	4.13	4,650,000	4,646,792	4,647,532	4,592,294	
U.S. Agencies	3133EN2L3	Federal Farm Credit Bank	11/17/2022	5/17/2027	4.13	5,000,000	4,996,550	4,997,346	4,937,950	
U.S. Agencies	3133EN2L3	Federal Farm Credit Bank	11/17/2022	5/17/2027	4.13	21,000,000	20,987,001	20,990,001	20,739,390	
U.S. Agencies	3133EN2L3	Federal Farm Credit Bank	11/17/2022	5/17/2027	4.13	25,000,000	24,982,750	24,986,732	24,689,750	
U.S. Agencies	3130ASGU7	Federal Home Loan Bank	7/19/2022	6/11/2027	3.50	10,000,000	10,141,500	10,101,931	9,694,000	
U.S. Agencies	3130ASGU7	Federal Home Loan Bank	7/19/2022	6/11/2027	3.50	12,375,000	12,552,829	12,503,100	11,996,325	
U.S. Agencies	3130ASGU7	Federal Home Loan Bank	7/20/2022	6/11/2027	3.50	21,725,000	22,016,550	21,935,138	21,060,215	
U.S. Agencies	3133EPMV4	Federal Farm Credit Bank	6/15/2023	6/15/2027	4.13	28,940,000	28,911,928	28,915,175	28,574,777	
U.S. Agencies	3133ENZK9	Federal Farm Credit Bank	7/7/2022	6/28/2027	3.24	27,865,000	28,099,066	28,033,110	26,703,308	
U.S. Agencies	3134GYUV2	Freddie Mac	6/29/2023	6/29/2027	5.94	25,000,000	25,000,000	25,000,000	24,926,750	
U.S. Agencies	3134GYUV2	Freddie Mac	6/29/2023	6/29/2027	5.94	25,000,000	25,000,000	25,000,000	24,926,750	
U.S. Agencies	3134GYUV2	Freddie Mac	6/29/2023	6/29/2027	5.94	50,000,000	50,000,000	50,000,000	49,853,500	
U.S. Agencies	3134GYUV1	Freddie Mac	8/16/2023	8/16/2027	6.00	25,000,000	25,000,000	25,000,000	24,931,500	
U.S. Agencies	3134YYG1	Freddie Mac	8/16/2023	8/16/2027	6.00	25,000,000	25,000,000	25,000,000	24,931,500	
U.S. Agencies	3133EPBM6	Federal Farm Credit Bank	2/23/2023	8/23/2027	4.13	10,000,000	9,974,000	9,978,449	9,867,900	
U.S. Agencies	3133EPC60	Federal Farm Credit Bank	11/15/2023	11/15/2027	4.63	27,950,000	27,834,008	27,835,278	28,090,589	
U.S. Agencies	3133EPC60	Federal Farm Credit Bank	11/15/2023	11/15/2027	4.63	33,300,000	33,161,472	33,162,989	33,467,499	
U.S. Agencies	3133EPNK2	Federal Farm Credit Bank	8/7/2023	8/7/2028	4.25	19,500,000	19,412,250	19,417,821	19,273,800	
U.S. Agencies	3133EPUN3	Federal Farm Credit Bank	8/28/2023	8/28/2028	4.50	10,000,000	9,979,100	9,980,187	9,986,800	
U.S. Agencies	3133EPUN3	Federal Farm Credit Bank	8/28/2023	8/28/2028	4.50	15,000,000	14,962,800	14,964,734	14,980,200	
U.S. Agencies	3133EPUN3	Federal Farm Credit Bank	8/28/2023	8/28/2028	4.50	25,000,000	24,943,500	24,946,438	24,967,000	
U.S. Agencies	3133EPUN3	Federal Farm Credit Bank	8/28/2023	8/28/2028	4.50	33,900,000	32,904,960	32,909,902	32,956,440	
U.S. Agencies	3133EPC45	Federal Farm Credit Bank	11/13/2023	11/13/2028	4.63	12,000,000	11,984,040	11,984,197	12,129,000	
U.S. Agencies	3133EPC45	Federal Farm Credit Bank	11/13/2023	11/13/2028	4.63	20,000,000	19,971,600	19,971,880	20,215,000	
U.S. Agencies	3133EPC45	Federal Farm Credit Bank	11/13/2023	11/13/2028	4.63	55,000,000	54,922,285	54,923,051	55,591,250	
Subtotals						2.94	\$ 6,873,403,000	\$ 6,868,406,242	\$ 6,867,439,377	\$ 6,697,991,338
Public Time Deposit	PPG62B630	Bank of San Francisco	6/5/2023	12/4/2023	5.46	\$ 10,000,000	\$ 10,000,000	\$ 10,000,000	\$ 10,000,000	
Public Time Deposit	PPG42YDZ6	Bridge Bank NA	6/19/2023	12/18/2023	5.37	10,000,000	10,000,000	10,000,000	10,000,000	
Public Time Deposit	PPG24NBE1	Bank of San Francisco	7/10/2023	1/8/2024	5.54	10,000,000	10,000,000	10,000,000	10,000,000	
Public Time Deposit	PPG250Y96	Bridge Bank NA	7/17/2023	1/16/2024	5.49	10,000,000	10,000,000	10,000,000	10,000,000	
Subtotals						5.47	\$ 40,000,000	\$ 40,000,000	\$ 40,000,000	\$ 40,000,000
Negotiable CDs	78015JPE1	Royal Bank of Canada/NY	12/19/2022	12/18/2023	5.37	\$ 50,000,000	\$ 50,000,000	\$ 50,000,000	\$ 49,995,000	
Negotiable CDs	78015JRE9	Royal Bank of Canada/NY	1/5/2023	12/29/2023	5.43	100,000,000	100,000,000	100,000,000	99,988,000	
Negotiable CDs	89115BPB0	Toronto Dominion Bank/NY	1/5/2023	1/3/2024	5.43	50,000,000	50,000,000	50,000,000	49,992,000	
Negotiable CDs	89115BPF1	Toronto Dominion Bank/NY	1/5/2023	1/5/2024	5.43	50,000,000	50,000,000	50,000,000	49,991,000	
Negotiable CDs	06367D3V5	Bank of Montreal/CHI	1/13/2023	1/12/2024	5.24	70,000,000	70,000,000	70,000,000	69,962,900	
Negotiable CDs	89115BQB9	Toronto Dominion Bank/NY	1/17/2023	1/17/2024	5.24	50,000,000	50,000,000	50,000,000	49,974,500	
Negotiable CDs	65603AMM0	Norinchukin Bank/NY	9/21/2023	1/23/2024	5.65	55,000,000	55,000,000	55,000,000	55,009,900	
Negotiable CDs	89115BST8	Toronto Dominion Bank/NY	1/30/2023	1/29/2024	5.21	100,000,000	100,000,000	100,000,000	99,928,000	
Negotiable CDs	89115BY79	Toronto Dominion Bank/NY	3/8/2023	1/29/2024	5.75	50,000,000	50,000,000	50,000,000	50,009,000	
Negotiable CDs	06417MT47	Bank of Nova Scotia/HOU	2/10/2023	2/9/2024	5.43	50,000,000	50,000,000	50,000,000	49,978,000	
Negotiable CDs	89115BWK2	Toronto Dominion Bank/NY	3/1/2023	2/22/2024	5.58	50,000,000	50,000,000	50,000,000	49,982,500	
Negotiable CDs	89115BXF2	Toronto Dominion Bank/NY	3/6/2023	3/6/2024	5.60	50,000,000	50,000,000	50,000,000	49,979,500	
Negotiable CDs	65603APG0	Norinchukin Bank/NY	10/25/2023	4/23/2024	5.83	50,000,000	50,000,000	50,000,000	50,024,500	
Negotiable CDs	89115BNG1	Toronto Dominion Bank/NY	6/27/2023	6/5/2024	5.85	50,000,000	50,000,000	50,000,000	50,045,000	
Negotiable CDs	06367DBJ3	Bank of Montreal/CHI	7/17/2023	6/7/2024	5.89	50,000,000	50,000,000	50,000,000	50,042,000	
Negotiable CDs	06367DAU9	Bank of Montreal/CHI	6/27/2023	6/21/2024	5.87	100,000,000	100,000,000	100,000,000	100,069,000	

Investment Inventory

Pooled Fund

Type of Investment	CUSIP	Issuer Name	Settle Date	Maturity		Coupon	Par Value	Original Cost	Amortized	
				Date	Date				Book Value	Market Value
Negotiable CDs	78015JXW2	Royal Bank of Canada/NY	6/28/2023	6/28/2024	5.89	50,000,000	50,000,000	50,000,000	50,000,000	50,040,500
Negotiable CDs	06367DAX3	Bank of Montreal/CHI	7/5/2023	7/1/2024	6.00	100,000,000	100,000,000	100,000,000	100,000,000	100,149,000
Negotiable CDs	06367DBR5	Bank of Montreal/CHI	7/24/2023	7/1/2024	5.93	50,000,000	50,000,000	50,000,000	50,000,000	50,059,500
Negotiable CDs	13606KZR0	Canadian Imperial Bank/NY	8/7/2023	7/1/2024	5.89	50,000,000	50,000,000	50,000,000	50,000,000	50,055,000
Negotiable CDs	89115BRG7	Toronto Dominion Bank/NY	7/6/2023	7/1/2024	6.05	50,000,000	50,000,000	50,000,000	50,000,000	50,108,000
Negotiable CDs	89115BS84	Toronto Dominion Bank/NY	7/17/2023	7/1/2024	5.91	50,000,000	50,000,000	50,000,000	50,000,000	50,071,500
Negotiable CDs	89115BSQ4	Toronto Dominion Bank/NY	7/24/2023	7/1/2024	5.93	50,000,000	50,000,000	50,000,000	50,000,000	50,079,000
Negotiable CDs	89115BV80	Toronto Dominion Bank/NY	8/2/2023	7/3/2024	5.90	50,000,000	50,000,000	50,000,000	50,000,000	50,073,500
Negotiable CDs	06367DBW4	Bank of Montreal/CHI	8/1/2023	7/29/2024	5.97	50,000,000	50,000,000	50,000,000	50,000,000	50,081,000
Negotiable CDs	13606KZN9	Canadian Imperial Bank/NY	8/2/2023	7/29/2024	5.92	60,000,000	60,000,000	60,000,000	60,000,000	60,082,800
Negotiable CDs	06367DDS1	Bank of Montreal/CHI	10/10/2023	8/9/2024	5.88	50,000,000	50,000,000	50,000,000	50,000,000	50,076,000
Negotiable CDs	13606KD78	Canadian Imperial Bank/NY	9/20/2023	8/12/2024	5.92	50,000,000	50,000,000	50,000,000	50,000,000	50,087,500
Negotiable CDs	78015J7F8	Royal Bank of Canada/NY	9/20/2023	8/12/2024	5.93	60,000,000	60,000,000	60,000,000	60,000,000	60,115,800
Negotiable CDs	06367DCF0	Bank of Montreal/CHI	8/28/2023	8/14/2024	6.01	50,000,000	50,000,000	50,000,000	50,000,000	50,108,000
Negotiable CDs	78015JE37	Royal Bank of Canada/NY	10/31/2023	8/15/2024	5.86	50,000,000	50,000,000	50,000,000	50,000,000	50,086,000
Negotiable CDs	13606KF92	Canadian Imperial Bank/NY	10/10/2023	8/16/2024	5.88	50,000,000	50,000,000	50,000,000	50,000,000	50,081,500
Negotiable CDs	78015JE78	Royal Bank of Canada/NY	10/31/2023	8/26/2024	5.86	50,000,000	50,000,000	50,000,000	50,000,000	50,087,500
Negotiable CDs	13606KC38	Canadian Imperial Bank/NY	9/11/2023	9/9/2024	5.94	50,000,000	50,000,000	50,000,000	50,000,000	50,103,000
Negotiable CDs	78015J5K9	Royal Bank of Canada/NY	9/12/2023	9/9/2024	5.90	60,000,000	60,000,000	60,000,000	60,000,000	60,112,200
Negotiable CDs	06367DD44	Bank of Montreal/CHI	9/22/2023	9/23/2024	5.97	50,000,000	50,000,000	50,000,000	50,000,000	50,119,500
Negotiable CDs	78015JAK3	Royal Bank of Canada/NY	9/22/2023	9/23/2024	5.96	60,000,000	60,000,000	60,000,000	60,000,000	60,154,200
Negotiable CDs	06367DE43	Bank of Montreal/CHI	11/2/2023	10/21/2024	5.86	60,000,000	60,000,000	60,000,000	60,000,000	60,122,400
Negotiable CDs	89115BH52	Toronto Dominion Bank/NY	10/26/2023	10/21/2024	5.93	50,000,000	50,000,000	50,000,000	50,000,000	50,134,500
Negotiable CDs	06367DEK7	Bank of Montreal/CHI	11/8/2023	11/6/2024	5.80	50,000,000	50,000,000	50,000,000	50,000,000	50,083,500
Subtotals					5.76	\$ 2,275,000,000	\$ 2,275,000,000	\$ 2,275,000,000	\$ 2,275,000,000	\$ 2,277,242,200
Commercial Paper	62479MZ63	MUFG Bank Ltd/NY	10/11/2023	12/6/2023	0.00	\$ 35,000,000	\$ 34,703,278	\$ 34,973,507	\$ 34,973,507	\$ 34,969,200
Commercial Paper	62479MZN6	MUFG Bank Ltd/NY	10/27/2023	12/22/2023	0.00	50,000,000	49,576,111	49,841,042	49,841,042	49,836,000
Commercial Paper	59515MAV7	Microsoft	10/27/2023	1/29/2024	0.00	50,000,000	49,301,528	49,561,597	49,561,597	49,557,500
Commercial Paper	62479LBC8	MUFG Bank Ltd/NY	10/27/2023	2/12/2024	0.00	20,000,000	19,661,600	19,771,267	19,771,267	19,773,800
Commercial Paper	62479LBP9	MUFG Bank Ltd/NY	10/26/2023	2/23/2024	0.00	50,000,000	49,058,333	49,340,833	49,340,833	49,348,500
Commercial Paper	62479LCD5	MUFG Bank Ltd/NY	11/3/2023	3/13/2024	0.00	50,000,000	48,972,014	49,191,736	49,191,736	49,201,000
Commercial Paper	89233GCF1	Toyota Motor Credit	11/7/2023	3/15/2024	0.00	50,000,000	49,014,583	49,197,917	49,197,917	49,204,500
Commercial Paper	62479LCR4	MUFG Bank Ltd/NY	11/8/2023	3/25/2024	0.00	50,000,000	48,920,917	49,100,764	49,100,764	49,109,000
Commercial Paper	62479LCR4	MUFG Bank Ltd/NY	9/21/2023	3/25/2024	0.00	60,000,000	58,239,200	58,911,333	58,911,333	58,930,800
Commercial Paper	62479LCU7	MUFG Bank Ltd/NY	11/28/2023	3/28/2024	0.00	85,000,000	83,411,539	83,450,922	83,450,922	83,446,200
Commercial Paper	59515MD85	Microsoft	11/29/2023	4/8/2024	0.00	50,000,000	49,030,236	49,045,042	49,045,042	49,037,500
Commercial Paper	89233GE36	Toyota Motor Credit	8/8/2023	5/3/2024	0.00	60,000,000	57,489,333	58,562,667	58,562,667	58,598,400
Commercial Paper	89233GE69	Toyota Motor Credit	8/15/2023	5/6/2024	0.00	50,000,000	47,938,889	48,778,889	48,778,889	48,809,000
Commercial Paper	62479LG17	MUFG Bank Ltd/NY	10/26/2023	7/1/2024	0.00	50,000,000	48,046,042	48,328,542	48,328,542	48,377,500
Commercial Paper	89233GG18	Toyota Motor Credit	10/23/2023	7/1/2024	0.00	50,000,000	48,036,500	48,340,375	48,340,375	48,392,000
Commercial Paper	89233GG18	Toyota Motor Credit	11/7/2023	7/1/2024	0.00	50,000,000	48,169,833	48,355,167	48,355,167	48,392,000
Subtotals					0.00	\$ 810,000,000	\$ 789,569,936	\$ 794,751,599	\$ 794,751,599	\$ 794,982,900

Investment Inventory

Pooled Fund

Type of Investment	CUSIP	Issuer Name	Settle Date	Maturity		Coupon	Par Value	Original Cost	Amortized	
				Date					Book Value	Market Value
Money Market Funds	09248U718	BlackRock Liquidity Funds T-Fund	11/30/2023	12/1/2023		5.25	\$ 12,855,588	\$ 12,855,588	\$ 12,855,588	\$ 12,855,588
Money Market Funds	31607A703	Fidelity Govt Portfolio	11/30/2023	12/1/2023		5.29	586,912,327	586,912,327	586,912,327	586,912,327
Money Market Funds	608919718	Federated Hermes Govt Obligations F	11/30/2023	12/1/2023		5.28	12,126,482	12,126,482	12,126,482	12,126,482
Money Market Funds	262006208	Dreyfus Government Cash Managemen	11/30/2023	12/1/2023		5.24	15,156,429	15,156,429	15,156,429	15,156,429
Money Market Funds	85749T517	State Street Institutional U.S. Govt MV	11/30/2023	12/1/2023		5.29	688,171,991	688,171,991	688,171,991	688,171,991
Money Market Funds	61747C319	Morgan Stanley Institutional Liquidity F	11/30/2023	12/1/2023		5.26	16,308,343	16,308,343	16,308,343	16,308,343
Subtotals						5.29	\$ 1,331,531,160	\$ 1,331,531,160	\$ 1,331,531,160	\$ 1,331,531,160
Supranationals	45906M3B5	Int'l Bank for Recon and Dev	3/23/2022	6/14/2024		1.98	\$ 100,000,000	\$ 100,000,000	\$ 100,000,000	\$ 98,092,000
Supranationals	4581X0EE4	Inter-American Development Bank	7/1/2022	7/1/2024		3.25	80,000,000	79,992,000	79,997,669	79,005,600
Supranationals	459056HV2	Int'l Bank for Recon and Dev	11/2/2021	8/28/2024		1.50	50,000,000	50,984,250	50,258,963	48,627,500
Supranationals	4581X0DZ8	Inter-American Development Bank	11/4/2021	9/23/2024		0.50	50,000,000	49,595,500	49,886,019	48,102,500
Supranationals	45950VQG4	International Finance Corp	10/22/2021	9/23/2024		0.44	10,000,000	9,918,700	9,977,370	9,597,200
Supranationals	4581X0CM8	Inter-American Development Bank	4/26/2021	1/15/2025		2.13	100,000,000	105,676,000	101,715,321	96,737,000
Supranationals	459058JB0	Int'l Bank for Recon and Dev	7/23/2021	4/22/2025		0.63	40,000,000	40,086,000	40,031,912	37,685,200
Supranationals	4581X0DN5	Inter-American Development Bank	11/1/2021	7/15/2025		0.63	28,900,000	28,519,098	28,733,215	26,976,416
Supranationals	45950VRU2	International Finance Corp	1/26/2023	1/26/2026		4.02	100,000,000	100,000,000	100,000,000	98,185,000
Supranationals	45818WDG8	Inter-American Development Bank	8/25/2021	2/27/2026		0.82	19,500,000	19,556,907	19,528,298	17,797,845
Supranationals	45906M4C2	Int'l Bank for Recon and Dev	6/15/2023	6/15/2026		5.75	32,000,000	32,000,000	32,000,000	32,000,640
Subtotals						2.35	\$ 610,400,000	\$ 616,328,455	\$ 612,128,766	\$ 592,806,901
Grand Totals						2.97	\$ 15,315,334,160	\$ 15,293,728,372	\$ 15,291,467,243	\$ 14,910,941,249

Monthly Investment Earnings

Pooled Fund

For month ended November 30, 2023

Type of Investment	CUSIP	Issuer Name	Par Value	Accrued Interest Earned	(Amortization) / Accretion	Realized Gain/(Loss)	Total Earnings
U.S. Treasuries	912797FJ1	B 0.000 11/09/2023			11,711	\$	11,711
U.S. Treasuries	912797FL6	B 0.000 11/24/2023			33,842		33,842
U.S. Treasuries	9128285Z9	T 2.500 01/31/2024	50,000,000	101,902	(88,753)		13,149
U.S. Treasuries	912828B66	T 2.750 02/15/2024	50,000,000	112,092	(11,111)		100,981
U.S. Treasuries	912828G38	T 2.250 11/15/2024	50,000,000	92,249	(70,382)		21,867
U.S. Treasuries	912828G38	T 2.250 11/15/2024	50,000,000	92,249	(72,065)		20,184
U.S. Treasuries	912828R36	T 1.625 05/15/2026	50,000,000	66,625	(37,617)		29,007
U.S. Treasuries	912828R36	T 1.625 05/15/2026	50,000,000	66,625	(32,938)		33,687
U.S. Treasuries	912828WE6	T 2.750 11/15/2023		52,310	(19,211)		33,098
U.S. Treasuries	912828XB1	T 2.125 05/15/2025	50,000,000	87,124	(63,278)		23,847
U.S. Treasuries	912828XT2	T 2.000 05/31/2024	50,000,000	81,967	(64,066)		17,901
U.S. Treasuries	912828Y87	T 1.750 07/31/2024	50,000,000	71,332	(54,412)		16,920
U.S. Treasuries	912828YM6	T 1.500 10/31/2024	50,000,000	61,813	(40,450)		21,363
U.S. Treasuries	912828YY0	T 1.750 12/31/2024	50,000,000	71,332	(48,159)		23,172
U.S. Treasuries	912828Z52	T 1.375 01/31/2025	50,000,000	56,046	(32,408)		23,638
U.S. Treasuries	912828Z52	T 1.375 01/31/2025	50,000,000	56,046	(32,613)		23,433
U.S. Treasuries	912828ZC7	T 1.125 02/28/2025	50,000,000	46,360	(20,990)		25,370
U.S. Treasuries	912828ZC7	T 1.125 02/28/2025	50,000,000	46,360	(20,938)		25,422
U.S. Treasuries	912828ZF0	T 0.500 03/31/2025	50,000,000	20,492	4,579		25,071
U.S. Treasuries	912828ZF0	T 0.500 03/31/2025	50,000,000	20,492	3,332		23,824
U.S. Treasuries	912828ZL7	T 0.375 04/30/2025	50,000,000	15,453	7,999		23,453
U.S. Treasuries	912828ZW3	T 0.250 06/30/2025	50,000,000	10,190	16,369		26,559
U.S. Treasuries	912828ZW3	T 0.250 06/30/2025	50,000,000	10,190	18,241		28,431
U.S. Treasuries	912828ZW3	T 0.250 06/30/2025	50,000,000	10,190	14,280		24,470
U.S. Treasuries	912828ZW3	T 0.250 06/30/2025	50,000,000	10,190	16,231		26,421
U.S. Treasuries	912828ZW3	T 0.250 06/30/2025	50,000,000	10,190	14,882		25,072
U.S. Treasuries	912828ZW3	T 0.250 06/30/2025	50,000,000	10,190	14,274		24,465
U.S. Treasuries	912828ZW3	T 0.250 06/30/2025	50,000,000	10,190	10,526		20,717
U.S. Treasuries	912828ZW3	T 0.250 06/30/2025	50,000,000	10,190	12,509		22,699
U.S. Treasuries	912828ZW3	T 0.250 06/30/2025	50,000,000	10,190	31,616		41,807
U.S. Treasuries	91282CAB7	T 0.250 07/31/2025	50,000,000	10,190	11,147		21,338
U.S. Treasuries	91282CAB7	T 0.250 07/31/2025	50,000,000	10,190	13,128		23,318
U.S. Treasuries	91282CAM3	T 0.250 09/30/2025	50,000,000	10,246	16,678		26,924
U.S. Treasuries	91282CAM3	T 0.250 09/30/2025	50,000,000	10,246	14,121		24,367
U.S. Treasuries	91282CAT8	T 0.250 10/31/2025	50,000,000	10,302	12,308		22,611
U.S. Treasuries	91282CAT8	T 0.250 10/31/2025	50,000,000	10,302	16,230		26,532
U.S. Treasuries	91282CAT8	T 0.250 10/31/2025	50,000,000	10,302	16,766		27,068
U.S. Treasuries	91282CBA8	T 0.125 12/15/2023	50,000,000	5,123	6,966		12,089
U.S. Treasuries	91282CBA8	T 0.125 12/15/2023	50,000,000	5,123	24,361		29,484
U.S. Treasuries	91282CBA8	T 0.125 12/15/2023	50,000,000	5,123	22,876		27,999
U.S. Treasuries	91282CBC4	T 0.375 12/31/2025	50,000,000	15,285	9,236		24,521
U.S. Treasuries	91282CBC4	T 0.375 12/31/2025	50,000,000	15,285	12,355		27,640
U.S. Treasuries	91282CBR1	T 0.250 03/15/2024	50,000,000	10,302	52,480		62,783
U.S. Treasuries	91282CBW0	T 0.750 04/30/2026	50,000,000	30,907	5,737		36,643
U.S. Treasuries	91282CBW0	T 0.750 04/30/2026	50,000,000	30,907	4,586		35,493
U.S. Treasuries	91282CCC3	T 0.250 05/15/2024	50,000,000	10,250	8,051		18,301
U.S. Treasuries	91282CCJ8	T 0.875 06/30/2026	50,000,000	35,666	1,124		36,790
U.S. Treasuries	91282CCJ8	T 0.875 06/30/2026	50,000,000	35,666	(1,164)		34,502

Monthly Investment Earnings

Pooled Fund

Type of Investment	CUSIP	Issuer Name	Par Value	Accrued Interest Earned	(Amortization) / Accretion	Realized Gain/(Loss)	Total Earnings
U.S. Treasuries	91282CCJ8	T 0.875 06/30/2026	50,000,000	35,666	(5,749)		29,917
U.S. Treasuries	91282CCJ8	T 0.875 06/30/2026	50,000,000	35,666	(5,457)		30,209
U.S. Treasuries	91282CCJ8	T 0.875 06/30/2026	50,000,000	35,666	(6,812)		28,853
U.S. Treasuries	91282CCJ8	T 0.875 06/30/2026	50,000,000	35,666	(4,038)		31,628
U.S. Treasuries	91282CCJ8	T 0.875 06/30/2026	50,000,000	35,666	1,078		36,743
U.S. Treasuries	91282CCJ8	T 0.875 06/30/2026	50,000,000	35,666	7,086		42,752
U.S. Treasuries	91282CCJ8	T 0.875 06/30/2026	50,000,000	35,666	17,814		53,480
U.S. Treasuries	91282CCL3	T 0.375 07/15/2024	50,000,000	15,285	55		15,340
U.S. Treasuries	91282CCL3	T 0.375 07/15/2024	50,000,000	15,285	1,094		16,380
U.S. Treasuries	91282CCL3	T 0.375 07/15/2024	50,000,000	15,285	88,281		103,567
U.S. Treasuries	91282CCT6	T 0.375 08/15/2024	50,000,000	15,285	2,806		18,091
U.S. Treasuries	91282CCW9	T 0.750 08/31/2026	50,000,000	30,907	9,190		40,096
U.S. Treasuries	91282CCZ2	T 0.875 09/30/2026	50,000,000	35,861	5,125		40,985
U.S. Treasuries	91282CCZ2	T 0.875 09/30/2026	50,000,000	35,861	5,415		41,275
U.S. Treasuries	91282CCZ2	T 0.875 09/30/2026	50,000,000	35,861	11,317		47,177
U.S. Treasuries	91282CDK4	T 1.250 11/30/2026	50,000,000	51,230	(1,189)		50,040
U.S. Treasuries	91282CDK4	T 1.250 11/30/2026	50,000,000	51,230	(1,933)		49,297
U.S. Treasuries	91282CDK4	T 1.250 11/30/2026	50,000,000	51,230	51,351		102,581
U.S. Treasuries	91282CDQ1	T 1.250 12/31/2026	50,000,000	50,951	49,929		100,881
U.S. Treasuries	91282CDV0	T 0.875 01/31/2024	50,000,000	35,666	25,858		61,523
U.S. Treasuries	91282CDV0	T 0.875 01/31/2024	50,000,000	35,666	63,388		99,054
U.S. Treasuries	91282CEF4	T 2.500 03/31/2027	25,000,000	51,230	3,992		55,222
U.S. Treasuries	91282CFK2	T 3.500 09/15/2025	50,000,000	144,231	28,806		173,037
Subtotals			\$ 3,375,000,000	\$ 2,502,718	\$ 95,391	\$ -	\$ 2,598,109
Federal Agencies	3130A1XJ2	FHLB 2.875 06/14/2024	\$ 25,500,000	\$ 61,094	\$ (2,063)	\$	59,031
Federal Agencies	3130A1XJ2	FHLB 2.875 06/14/2024	50,000,000	119,792	(8,053)		111,739
Federal Agencies	3130A1XJ2	FHLB 2.875 06/14/2024	17,980,000	43,077	(2,526)		40,551
Federal Agencies	3130A1XJ2	FHLB 2.875 06/14/2024	15,955,000	38,226	(2,115)		36,110
Federal Agencies	3130A3VC5	FHLB 2.250 12/08/2023	30,000,000	56,250	(37,212)		19,038
Federal Agencies	3130A3VC5	FHLB 2.250 12/08/2023	10,000,000	18,750	(12,404)		6,346
Federal Agencies	3130A8ZQ9	FHLB 1.750 09/12/2025	10,295,000	15,014	(5,965)		9,049
Federal Agencies	3130AFW94	FHLB 2.500 02/13/2024	39,010,000	81,271	(59,738)		21,533
Federal Agencies	3130AN4A5	FHLB 0.700 06/30/2025	17,680,000	10,313	(1,131)		9,182
Federal Agencies	3130ANMP2	FHLB 1.070 07/27/2026	25,000,000	22,292			22,292
Federal Agencies	3130ANMP2	FHLB 1.070 07/27/2026	25,000,000	22,292			22,292
Federal Agencies	3130ANMP2	FHLB 1.070 07/27/2026	25,000,000	22,292			22,292
Federal Agencies	3130ANMP2	FHLB 1.070 07/27/2026	25,000,000	22,292			22,292
Federal Agencies	3130ANNM8	FHLB 1.050 07/13/2026	25,000,000	21,875			21,875
Federal Agencies	3130ANNM8	FHLB 1.050 07/13/2026	25,000,000	21,875			21,875
Federal Agencies	3130ANNM8	FHLB 1.050 07/13/2026	25,000,000	21,875			21,875
Federal Agencies	3130ANNM8	FHLB 1.050 07/13/2026	25,000,000	21,875			21,875
Federal Agencies	3130ANTG5	FHLB 1.050 08/10/2026	25,000,000	21,875			21,875
Federal Agencies	3130ANTG5	FHLB 1.050 08/10/2026	25,000,000	21,875			21,875
Federal Agencies	3130ANTG5	FHLB 1.050 08/10/2026	25,000,000	21,875			21,875
Federal Agencies	3130ANTG5	FHLB 1.050 08/10/2026	25,000,000	21,875			21,875
Federal Agencies	3130AP6T7	FHLB 1.075 09/03/2026	25,000,000	22,396			22,396
Federal Agencies	3130AP6T7	FHLB 1.075 09/03/2026	25,000,000	22,396			22,396
Federal Agencies	3130AP6T7	FHLB 1.075 09/03/2026	25,000,000	22,396			22,396

Monthly Investment Earnings

Pooled Fund

<u>Type of Investment</u>	<u>CUSIP</u>	<u>Issuer Name</u>	<u>Par Value</u>	<u>Accrued Interest Earned</u>	<u>(Amortization) / Accretion</u>	<u>Realized Gain/(Loss)</u>	<u>Total Earnings</u>
Federal Agencies	3130AP6T7	FHLB 1.075 09/03/2026	25,000,000	22,396			22,396
Federal Agencies	3130APPR0	FHLB 1.430 10/19/2026	25,000,000	29,792			29,792
Federal Agencies	3130APPR0	FHLB 1.430 10/19/2026	25,000,000	29,792			29,792
Federal Agencies	3130APPR0	FHLB 1.430 10/19/2026	25,000,000	29,792			29,792
Federal Agencies	3130APPR0	FHLB 1.430 10/19/2026	25,000,000	29,792			29,792
Federal Agencies	3130AQ7L1	FHLB 1.605 11/16/2026	25,000,000	33,438			33,438
Federal Agencies	3130AQ7L1	FHLB 1.605 11/16/2026	25,000,000	33,438			33,438
Federal Agencies	3130AQ7L1	FHLB 1.605 11/16/2026	25,000,000	33,438			33,438
Federal Agencies	3130AQ7L1	FHLB 1.605 11/16/2026	25,000,000	33,438			33,438
Federal Agencies	3130AQJ95	FHLB 1.645 12/14/2026	25,000,000	34,271			34,271
Federal Agencies	3130AQJ95	FHLB 1.645 12/14/2026	25,000,000	34,271			34,271
Federal Agencies	3130AQJ95	FHLB 1.645 12/14/2026	25,000,000	34,271			34,271
Federal Agencies	3130AQJ95	FHLB 1.645 12/14/2026	25,000,000	34,271			34,271
Federal Agencies	3130ARB59	FHLB 2.350 03/08/2027	25,000,000	48,958			48,958
Federal Agencies	3130ARB59	FHLB 2.350 03/08/2027	25,000,000	48,958			48,958
Federal Agencies	3130ARB59	FHLB 2.350 03/08/2027	25,000,000	48,958			48,958
Federal Agencies	3130ARB59	FHLB 2.350 03/08/2027	25,000,000	48,958			48,958
Federal Agencies	3130ARHG9	FHLB 2.125 02/28/2024	25,000,000	44,271	1,213		45,484
Federal Agencies	3130ARHG9	FHLB 2.125 02/28/2024	11,000,000	19,479	534		20,013
Federal Agencies	3130ASG86	FHLB 3.375 06/13/2025	12,700,000	35,719	(3,044)		32,674
Federal Agencies	3130ASG86	FHLB 3.375 06/13/2025	11,940,000	33,581	(1,729)		31,852
Federal Agencies	3130ASGU7	FHLB 3.500 06/11/2027	12,375,000	36,094	(2,984)		33,110
Federal Agencies	3130ASGU7	FHLB 3.500 06/11/2027	10,000,000	29,167	(2,374)		26,793
Federal Agencies	3130ASGU7	FHLB 3.500 06/11/2027	21,725,000	63,365	(4,895)		58,470
Federal Agencies	3130ASHK8	FHLB 3.125 06/14/2024	28,000,000	72,917	4,133		77,050
Federal Agencies	3130ASHK8	FHLB 3.125 06/14/2024	28,210,000	73,464	4,115		77,579
Federal Agencies	3130ASME6	FHLB 3.000 07/08/2024	15,000,000	37,500	1,194		38,694
Federal Agencies	3130ASME6	FHLB 3.000 07/08/2024	17,500,000	43,750	1,393		45,143
Federal Agencies	3130ASME6	FHLB 3.000 07/08/2024	10,000,000	25,000	796		25,796
Federal Agencies	3130ATST5	FHLB 4.375 06/13/2025	10,000,000	36,458	(2,542)		33,916
Federal Agencies	3130ATST5	FHLB 4.375 06/13/2025	9,915,000	36,148	(2,381)		33,767
Federal Agencies	3130ATST5	FHLB 4.375 06/13/2025	25,500,000	92,969	(4,884)		88,085
Federal Agencies	3130ATST5	FHLB 4.375 06/13/2025	3,000,000	10,938	(481)		10,456
Federal Agencies	3130ATST5	FHLB 4.375 06/13/2025	10,000,000	36,458	(1,414)		35,045
Federal Agencies	3130ATST5	FHLB 4.375 06/13/2025	24,000,000	87,500	(3,144)		84,356
Federal Agencies	3130ATT31	FHLB 4.500 10/03/2024	50,000,000	187,500	5,962		193,462
Federal Agencies	3130ATUQ8	FHLB 4.750 03/08/2024	10,000,000	39,583	(833)		38,750
Federal Agencies	3130ATUQ8	FHLB 4.750 03/08/2024	20,000,000	79,167	(50)		79,116
Federal Agencies	3130ATUQ8	FHLB 4.750 03/08/2024	30,000,000	118,750	(113)		118,637
Federal Agencies	3130ATUQ8	FHLB 4.750 03/08/2024	30,000,000	118,750	1,421		120,171
Federal Agencies	3130ATUQ8	FHLB 4.750 03/08/2024	25,000,000	98,958	1,184		100,143
Federal Agencies	3130ATVD6	FHLB 4.875 09/13/2024	50,000,000	203,125	(2,764)		200,361
Federal Agencies	3130AU4V3	FHLB 4.800 01/08/2024	11,000,000	44,000	83		44,083
Federal Agencies	3130AU4V3	FHLB 4.800 01/08/2024	25,000,000	100,000	947		100,947
Federal Agencies	3130AUTC8	FHLB 4.010 02/06/2026	21,100,000	70,509	3,145		73,654
Federal Agencies	3130AUVZ4	FHLB 4.500 02/13/2025	50,000,000	187,500	3,222		190,722
Federal Agencies	3130AUYG3	FHLB 5.100 02/16/2024	25,000,000	106,250	288		106,538
Federal Agencies	3130AV7L0	FHLB 5.000 02/28/2025	25,000,000	104,167	1,360		105,527
Federal Agencies	3130AV7L0	FHLB 5.000 02/28/2025	35,000,000	145,833	1,904		147,737

Monthly Investment Earnings

Pooled Fund

<u>Type of Investment</u>	<u>CUSIP</u>	<u>Issuer Name</u>	<u>Par Value</u>	<u>Accrued Interest Earned</u>	<u>(Amortization) / Accretion</u>	<u>Realized Gain/(Loss)</u>	<u>Total Earnings</u>
Federal Agencies	3130AVWS7	FHLB 3.750 06/12/2026	17,045,000	53,266	1,422		54,688
Federal Agencies	3130AVWS7	FHLB 3.750 06/12/2026	20,000,000	62,500	1,626		64,126
Federal Agencies	3130AWAH3	FHLB 4.000 06/12/2026	15,000,000	50,000	2,728		52,728
Federal Agencies	3130AWAH3	FHLB 4.000 06/12/2026	10,000,000	33,333	1,780		35,114
Federal Agencies	3130AWER7	FHLB 4.625 06/06/2025	25,000,000	96,354	859		97,213
Federal Agencies	3130AWER7	FHLB 4.625 06/06/2025	15,000,000	57,813	515		58,328
Federal Agencies	3130AWER7	FHLB 4.625 06/06/2025	52,000,000	200,417	1,786		202,203
Federal Agencies	3130AWER7	FHLB 4.625 06/06/2025	10,000,000	38,542	343		38,885
Federal Agencies	3130AWFH8	FHLB 5.510 07/12/2024	50,000,000	229,583			229,583
Federal Agencies	3130AWLY4	FHLB 5.125 06/13/2025	48,150,000	205,641	(4,004)		201,636
Federal Agencies	3130AWLY4	FHLB 5.125 06/13/2025	10,800,000	46,125	(785)		45,340
Federal Agencies	3130AWLZ1	FHLB 4.750 06/12/2026	50,000,000	197,917	4,045		201,962
Federal Agencies	3130AXB31	FHLB 4.875 03/13/2026	10,000,000	39,271	1,551		40,822
Federal Agencies	3130AXB31	FHLB 4.875 03/13/2026	10,000,000	39,271	1,659		40,929
Federal Agencies	3130AXB31	FHLB 4.875 03/13/2026	10,000,000	39,271	1,659		40,929
Federal Agencies	3130AXCP1	FHLB 4.875 09/11/2026	11,895,000	48,323	2,069		50,392
Federal Agencies	3130AXU63	FHLB 4.625 11/17/2026	50,000,000	89,931	1,130		91,061
Federal Agencies	313384NX3	FHDN 0.000 11/06/2023			35,660		35,660
Federal Agencies	313384PG8	FHDN 0.000 11/15/2023			36,001		36,001
Federal Agencies	313384PM5	FHDN 0.000 11/20/2023			27,893		27,893
Federal Agencies	313384ST7	FHDN 0.000 02/06/2024	10,650,000		42,600		42,600
Federal Agencies	313384YV5	FHDN 0.000 07/01/2024	25,000,000		109,271		109,271
Federal Agencies	313384YV5	FHDN 0.000 07/01/2024	25,000,000		109,271		109,271
Federal Agencies	313384YV5	FHDN 0.000 07/01/2024	25,000,000		109,271		109,271
Federal Agencies	3133ELCP7	FFCB 1.625 12/03/2024	25,000,000	33,854	657		34,511
Federal Agencies	3133ELNE0	FFCB 1.430 02/14/2024	20,495,000	24,423	(9,572)		14,852
Federal Agencies	3133ELQY3	FFCB 1.210 03/03/2025	24,000,000	24,200	594		24,794
Federal Agencies	3133ELQY3	FFCB 1.210 03/03/2025	16,000,000	16,133	154		16,287
Federal Agencies	3133EM5X6	FFCB 0.430 09/23/2024	25,000,000	8,958	691		9,649
Federal Agencies	3133EM5X6	FFCB 0.430 09/23/2024	50,000,000	17,917	1,382		19,299
Federal Agencies	3133EM5X6	FFCB 0.430 09/23/2024	50,000,000	17,917	1,382		19,299
Federal Agencies	3133EMRZ7	FFCB 0.250 02/26/2024	5,000,000	1,042	49		1,091
Federal Agencies	3133EMRZ7	FFCB 0.250 02/26/2024	5,000,000	1,042	49		1,091
Federal Agencies	3133EMRZ7	FFCB 0.250 02/26/2024	100,000,000	20,833	986		21,820
Federal Agencies	3133EMTW2	FFCB 0.300 03/18/2024	50,000,000	12,500	1,656		14,156
Federal Agencies	3133EMTW2	FFCB 0.300 03/18/2024	50,000,000	12,500	1,657		14,157
Federal Agencies	3133EMV25	FFCB 0.450 07/23/2024	50,000,000	18,750	(2,551)		16,199
Federal Agencies	3133EMWT5	FFCB 0.600 04/21/2025	50,000,000	25,000	544		25,544
Federal Agencies	3133EMWV0	FFCB 0.350 04/22/2024	39,000,000	11,375	(302)		11,073
Federal Agencies	3133EMWV0	FFCB 0.350 04/22/2024	29,424,000	8,582	(228)		8,354
Federal Agencies	3133EMWV0	FFCB 0.350 04/22/2024	16,545,000	4,826	(128)		4,697
Federal Agencies	3133EMZ21	FFCB 0.690 04/06/2026	15,500,000	8,913	738		9,651
Federal Agencies	3133EN2L3	FFCB 4.125 05/17/2027	21,000,000	72,188	238		72,425
Federal Agencies	3133EN2L3	FFCB 4.125 05/17/2027	5,000,000	17,188	63		17,251
Federal Agencies	3133EN2L3	FFCB 4.125 05/17/2027	4,650,000	15,984	59		16,043
Federal Agencies	3133EN2L3	FFCB 4.125 05/17/2027	25,000,000	85,938	315		86,253
Federal Agencies	3133EN4B3	FFCB 4.250 06/13/2025	15,000,000	53,125	382		53,507
Federal Agencies	3133EN4B3	FFCB 4.250 06/13/2025	15,000,000	53,125	335		53,460
Federal Agencies	3133EN4B3	FFCB 4.250 06/13/2025	15,000,000	53,125	360		53,485

Monthly Investment Earnings

Pooled Fund

<u>Type of Investment</u>	<u>CUSIP</u>	<u>Issuer Name</u>	<u>Par Value</u>	<u>Accrued Interest Earned</u>	<u>(Amortization) / Accretion</u>	<u>Realized Gain/(Loss)</u>	<u>Total Earnings</u>
Federal Agencies	3133EN4N7	FFCB 4.250 12/20/2024	25,000,000	88,542	1,867		90,409
Federal Agencies	3133EN4N7	FFCB 4.250 12/20/2024	10,000,000	35,417	702		36,118
Federal Agencies	3133EN4N7	FFCB 4.250 12/20/2024	25,000,000	88,542	1,867		90,409
Federal Agencies	3133EN5E6	FFCB 4.000 12/29/2025	15,000,000	50,000	1,240		51,240
Federal Agencies	3133EN5E6	FFCB 4.000 12/29/2025	25,000,000	83,333	2,087		85,420
Federal Agencies	3133EN5E6	FFCB 4.000 12/29/2025	20,000,000	66,667	1,653		68,320
Federal Agencies	3133EN6A3	FFCB 4.000 01/13/2026	30,000,000	100,000	624		100,624
Federal Agencies	3133EN6A3	FFCB 4.000 01/13/2026	20,000,000	66,667	482		67,148
Federal Agencies	3133ENEG1	FFCB 1.050 11/17/2025	55,000,000	48,125	1,581		49,706
Federal Agencies	3133ENEG1	FFCB 1.050 11/17/2025	39,675,000	34,716	1,084		35,799
Federal Agencies	3133ENEJ5	FFCB 0.875 11/18/2024	50,000,000	36,458	1,574		38,032
Federal Agencies	3133ENEJ5	FFCB 0.875 11/18/2024	10,000,000	7,292	315		7,606
Federal Agencies	3133ENEJ5	FFCB 0.875 11/18/2024	10,000,000	7,292	315		7,606
Federal Agencies	3133ENGF1	FFCB 0.500 12/01/2023	25,000,000	10,417	1,494		11,910
Federal Agencies	3133ENGF1	FFCB 0.500 12/01/2023	75,000,000	31,250	4,481		35,731
Federal Agencies	3133ENGF1	FFCB 0.500 12/01/2023	25,000,000	10,417	1,494		11,910
Federal Agencies	3133ENGQ7	FFCB 0.920 12/09/2024	50,000,000	38,333	411		38,744
Federal Agencies	3133ENGQ7	FFCB 0.920 12/09/2024	50,000,000	38,333	1,013		39,346
Federal Agencies	3133ENHM5	FFCB 1.170 12/16/2025	45,000,000	43,875	943		44,818
Federal Agencies	3133ENHM5	FFCB 1.170 12/16/2025	50,000,000	48,750	1,047		49,797
Federal Agencies	3133ENHR4	FFCB 0.680 12/20/2023	62,000,000	35,133	1,213		36,346
Federal Agencies	3133ENHR4	FFCB 0.680 12/20/2023	25,000,000	14,167	510		14,676
Federal Agencies	3133ENHR4	FFCB 0.680 12/20/2023	25,000,000	14,167	493		14,660
Federal Agencies	3133ENJ35	FFCB 3.320 02/25/2026	35,000,000	96,833	993		97,826
Federal Agencies	3133ENJ84	FFCB 3.375 08/26/2024	50,000,000	140,625	3,427		144,052
Federal Agencies	3133ENKS8	FFCB 1.125 01/06/2025	20,000,000	18,750	1,237		19,987
Federal Agencies	3133ENKS8	FFCB 1.125 01/06/2025	25,000,000	23,438	1,547		24,984
Federal Agencies	3133ENKS8	FFCB 1.125 01/06/2025	25,000,000	23,438	1,547		24,984
Federal Agencies	3133ENLF5	FFCB 0.900 01/18/2024	50,000,000	37,500	12,528		50,028
Federal Agencies	3133ENLF5	FFCB 0.900 01/18/2024	11,856,000	8,892	5,125		14,017
Federal Agencies	3133ENP79	FFCB 4.250 09/26/2024	50,000,000	177,083	164		177,247
Federal Agencies	3133ENRD4	FFCB 1.680 03/10/2027	48,573,000	68,002	18,807		86,810
Federal Agencies	3133ENTS9	FFCB 2.600 04/05/2027	24,500,000	53,083	2,022		55,105
Federal Agencies	3133ENTS9	FFCB 2.600 04/05/2027	22,500,000	48,750	1,770		50,520
Federal Agencies	3133ENTS9	FFCB 2.600 04/05/2027	25,000,000	54,167	3,222		57,389
Federal Agencies	3133ENUD0	FFCB 2.640 04/08/2026	20,000,000	44,000	797		44,797
Federal Agencies	3133ENUD0	FFCB 2.640 04/08/2026	30,000,000	66,000	1,195		67,195
Federal Agencies	3133ENWP1	FFCB 2.625 05/16/2024	45,000,000	98,438	2,493		100,931
Federal Agencies	3133ENWP1	FFCB 2.625 05/16/2024	50,000,000	109,375	2,770		112,145
Federal Agencies	3133ENXE5	FFCB 2.850 05/23/2025	6,000,000	14,250	230		14,480
Federal Agencies	3133ENXE5	FFCB 2.850 05/23/2025	20,000,000	47,500	766		48,266
Federal Agencies	3133ENYH7	FFCB 2.625 06/10/2024	100,000,000	218,750	5,294		224,044
Federal Agencies	3133ENYQ7	FFCB 2.950 06/13/2025	50,000,000	122,917	671		123,587
Federal Agencies	3133ENYX2	FFCB 3.250 06/17/2024	50,000,000	135,417	1,231		136,648
Federal Agencies	3133ENYX2	FFCB 3.250 06/17/2024	25,000,000	67,708	1,211		68,919
Federal Agencies	3133ENYX2	FFCB 3.250 06/17/2024	25,000,000	67,708	1,200		68,909
Federal Agencies	3133ENZ37	FFCB 4.875 01/10/2025	20,000,000	81,250	45		81,295
Federal Agencies	3133ENZ37	FFCB 4.875 01/10/2025	10,000,000	40,625	23		40,648
Federal Agencies	3133ENZ37	FFCB 4.875 01/10/2025	20,000,000	81,250	16		81,266

Monthly Investment Earnings

Pooled Fund

<u>Type of Investment</u>	<u>CUSIP</u>	<u>Issuer Name</u>	<u>Par Value</u>	<u>Accrued Interest Earned</u>	<u>(Amortization) / Accretion</u>	<u>Realized Gain/(Loss)</u>	<u>Total Earnings</u>
Federal Agencies	3133ENZ94	FFCB 4.500 11/18/2024	25,000,000	93,750	1,088		94,838
Federal Agencies	3133ENZK9	FFCB 3.240 06/28/2027	27,865,000	75,236	(3,865)		71,371
Federal Agencies	3133ENZS2	FFCB 3.100 06/28/2024	25,000,000	64,583	513		65,096
Federal Agencies	3133ENZS2	FFCB 3.100 06/28/2024	50,000,000	129,167	1,108		130,275
Federal Agencies	3133ENZS2	FFCB 3.100 06/28/2024	25,000,000	64,583	554		65,137
Federal Agencies	3133EPAG0	FFCB 4.250 02/10/2025	29,875,000	105,807	6,523		112,330
Federal Agencies	3133EPAG0	FFCB 4.250 02/10/2025	10,000,000	35,417	2,167		37,584
Federal Agencies	3133EPBF1	FFCB 4.875 08/21/2024	10,000,000	40,625	236		40,861
Federal Agencies	3133EPBF1	FFCB 4.875 08/21/2024	25,000,000	101,563	548		102,111
Federal Agencies	3133EPBF1	FFCB 4.875 08/21/2024	20,000,000	81,250	439		81,689
Federal Agencies	3133EPBJ3	FFCB 4.375 02/23/2026	50,000,000	182,292	2,245		184,536
Federal Agencies	3133EPBJ3	FFCB 4.375 02/23/2026	25,000,000	91,146	1,273		92,419
Federal Agencies	3133EPBJ3	FFCB 4.375 02/23/2026	28,000,000	102,083	1,257		103,340
Federal Agencies	3133EPBM6	FFCB 4.125 08/23/2027	10,000,000	34,375	475		34,850
Federal Agencies	3133EPC45	FFCB 4.625 11/13/2028	12,000,000	27,750	157		27,907
Federal Agencies	3133EPC45	FFCB 4.625 11/13/2028	20,000,000	46,250	280		46,530
Federal Agencies	3133EPC45	FFCB 4.625 11/13/2028	55,000,000	127,188	766		127,953
Federal Agencies	3133EPC60	FFCB 4.625 11/15/2027	27,950,000	57,453	1,270		58,723
Federal Agencies	3133EPC60	FFCB 4.625 11/15/2027	33,300,000	68,450	1,517		69,967
Federal Agencies	3133EPDL6	FFCB 4.850 10/01/2025	50,000,000	202,083			202,083
Federal Agencies	3133EPHD0	FFCB 4.500 10/28/2024	20,000,000	75,000	1,727		76,727
Federal Agencies	3133EPHD0	FFCB 4.500 10/28/2024	25,000,000	93,750	2,240		95,990
Federal Agencies	3133EPJX4	FFCB 3.625 02/17/2026	30,000,000	90,625	2,815		93,440
Federal Agencies	3133EPJX4	FFCB 3.625 02/17/2026	25,000,000	75,521	2,130		77,651
Federal Agencies	3133EPKA2	FFCB 4.000 08/18/2025	26,500,000	88,333	589		88,923
Federal Agencies	3133EPKA2	FFCB 4.000 08/18/2025	30,000,000	100,000	667		100,667
Federal Agencies	3133EPKA2	FFCB 4.000 08/18/2025	25,000,000	83,333	656		83,989
Federal Agencies	3133EPMU6	FFCB 4.250 06/15/2026	30,000,000	106,250	1,330		107,580
Federal Agencies	3133EPMU6	FFCB 4.250 06/15/2026	20,000,000	70,833	843		71,676
Federal Agencies	3133EPMU6	FFCB 4.250 06/15/2026	24,700,000	87,479	1,636		89,115
Federal Agencies	3133EPMV4	FFCB 4.125 06/15/2027	28,940,000	99,481	576		100,058
Federal Agencies	3133EPNG6	FFCB 4.375 06/23/2026	50,000,000	182,292	725		183,017
Federal Agencies	3133EPNG6	FFCB 4.375 06/23/2026	25,000,000	91,146	363		91,509
Federal Agencies	3133EPNG6	FFCB 4.375 06/23/2026	25,000,000	91,146	363		91,509
Federal Agencies	3133EPSK2	FFCB 4.250 08/07/2028	19,500,000	69,063	1,441		70,503
Federal Agencies	3133EPSW6	FFCB 4.500 08/14/2026	50,000,000	187,500	3,148		190,648
Federal Agencies	3133EPUN3	FFCB 4.500 08/28/2028	10,000,000	37,500	343		37,843
Federal Agencies	3133EPUN3	FFCB 4.500 08/28/2028	25,000,000	93,750	928		94,678
Federal Agencies	3133EPUN3	FFCB 4.500 08/28/2028	15,000,000	56,250	611		56,861
Federal Agencies	3133EPUN3	FFCB 4.500 08/28/2028	33,000,000	123,750	1,561		125,311
Federal Agencies	3133EPVP7	FFCB 4.750 07/08/2026	19,000,000	75,208	441		75,649
Federal Agencies	3133EPVP7	FFCB 4.750 07/08/2026	10,000,000	39,583	241		39,824
Federal Agencies	3133EPVP7	FFCB 4.750 07/08/2026	21,000,000	83,125	500		83,625
Federal Agencies	3133EPVY8	FFCB 5.000 09/15/2025	8,230,000	34,292	243		34,535
Federal Agencies	3133EPVY8	FFCB 5.000 09/15/2025	15,000,000	62,500	745		63,245
Federal Agencies	3133EPVY8	FFCB 5.000 09/15/2025	20,000,000	83,333	993		84,326
Federal Agencies	3133EPYW9	FFCB 5.125 10/20/2025	50,000,000	213,542	1,149		214,691
Federal Agencies	3133EPYW9	FFCB 5.125 10/20/2025	25,000,000	106,771	595		107,366
Federal Agencies	3133EPYW9	FFCB 5.125 10/20/2025	35,000,000	149,479	1,135		150,614

Monthly Investment Earnings

Pooled Fund

<u>Type of Investment</u>	<u>CUSIP</u>	<u>Issuer Name</u>	<u>Par Value</u>	<u>Accrued Interest Earned</u>	<u>(Amortization) / Accretion</u>	<u>Realized Gain/(Loss)</u>	<u>Total Earnings</u>
Federal Agencies	3133EPYW9	FFCB 5.125 10/20/2025	24,000,000	102,500	3,142		105,642
Federal Agencies	3133EPZA6	FFCB 4.875 10/20/2026	30,000,000	121,875	4,541		126,416
Federal Agencies	3133EPZA6	FFCB 4.875 10/20/2026	14,000,000	56,875	2,602		59,477
Federal Agencies	3133EPZY4	FFCB 5.000 07/30/2026	25,000,000	104,167	1,890		106,057
Federal Agencies	3133EPZY4	FFCB 5.000 07/30/2026	3,000,000	12,500	241		12,741
Federal Agencies	3133EPZY4	FFCB 5.000 07/30/2026	9,615,000	40,063	773		40,835
Federal Agencies	3133EPZY4	FFCB 5.000 07/30/2026	16,000,000	66,667	1,286		67,953
Federal Agencies	3134GYRY0	FHLMC 5.290 11/02/2026	25,000,000	110,208			110,208
Federal Agencies	3134GYRY0	FHLMC 5.290 11/02/2026	25,000,000	110,208			110,208
Federal Agencies	3134GYRY0	FHLMC 5.290 11/02/2026	25,000,000	110,208			110,208
Federal Agencies	3134GYRY0	FHLMC 5.290 11/02/2026	25,000,000	110,208			110,208
Federal Agencies	3134GYUV2	FHLMC 5.940 06/29/2027	50,000,000	247,500			247,500
Federal Agencies	3134GYUV2	FHLMC 5.940 06/29/2027	25,000,000	123,750			123,750
Federal Agencies	3134GYUV2	FHLMC 5.940 06/29/2027	25,000,000	123,750			123,750
Federal Agencies	3134GYYG1	FHLMC 6.000 08/16/2027	25,000,000	125,000			125,000
Federal Agencies	3134GYYG1	FHLMC 6.000 08/16/2027	25,000,000	125,000			125,000
Federal Agencies	3135G03U5	FNMA 0.625 04/22/2025	50,000,000	26,042	(2,348)		23,694
Federal Agencies	3135G03U5	FNMA 0.625 04/22/2025	37,938,000	19,759	13,896		33,656
Federal Agencies	3135G03U5	FNMA 0.625 04/22/2025	50,000,000	26,042	18,425		44,467
Federal Agencies	3135G04Z3	FNMA 0.500 06/17/2025	10,000,000	4,167	4,904		9,071
Federal Agencies	3135G04Z3	FNMA 0.500 06/17/2025	4,655,000	1,940	2,293		4,232
Federal Agencies	3135G05X7	FNMA 0.375 08/25/2025	72,500,000	22,656	11,657		34,313
Federal Agencies	3135G05X7	FNMA 0.375 08/25/2025	25,000,000	7,813	5,794		13,606
Federal Agencies	3135G0X24	FNMA 1.625 01/07/2025	39,060,000	52,894	(34,765)		18,128
Federal Agencies	3135GAFY2	FNMA 5.320 10/03/2024	50,000,000	221,667			221,667
Federal Agencies	3135GAFY2	FNMA 5.320 10/03/2024	25,000,000	110,833			110,833
Federal Agencies	3135GAFY2	FNMA 5.320 10/03/2024	25,000,000	110,833			110,833
Federal Agencies	3135GAG39	FNMA 5.375 12/30/2024	25,000,000	111,979			111,979
Federal Agencies	3135GAG39	FNMA 5.375 12/30/2024	25,000,000	111,979			111,979
Federal Agencies	3135GAG39	FNMA 5.375 12/30/2024	25,000,000	111,979			111,979
Federal Agencies	3135GAG39	FNMA 5.375 12/30/2024	25,000,000	111,979			111,979
Federal Agencies	3137EAEP0	FHLMC 1.500 02/12/2025	15,000,000	18,750	190		18,940
Federal Agencies	3137EAEP0	FHLMC 1.500 02/12/2025	5,000,000	6,250	63		6,313
Federal Agencies	3137EAEP0	FHLMC 1.500 02/12/2025	5,000,000	6,250	63		6,313
Federal Agencies	3137EAEP0	FHLMC 1.500 02/12/2025	5,000,000	6,250	63		6,313
Federal Agencies	3137EAEP0	FHLMC 1.500 02/12/2025	50,000,000	62,500	633		63,133
Federal Agencies	3137EAEP0	FHLMC 1.500 02/12/2025	53,532,000	66,915	(41,308)		25,607
Federal Agencies	3137EAEX3	FHLMC 0.375 09/23/2025	22,600,000	7,063	5,492		12,555
Subtotals			\$ 6,873,403,000	\$ 16,291,773	\$ 503,547	\$ -	\$ 16,795,319
Public Time Deposits	PPG24NBE1	BKSANF 5.540 01/08/2024	\$ 10,000,000	\$ 46,167			\$ 46,167
Public Time Deposits	PPG250Y96	BRIDGE 5.490 01/16/2024	10,000,000	45,123			45,123
Public Time Deposits	PPG42YDZ6	BRIDGE 5.370 12/18/2023	10,000,000	44,137			44,137
Public Time Deposits	PPG62B630	BKSANF 5.460 12/04/2023	10,000,000	45,500			45,500
Subtotals			\$ 40,000,000	\$ 180,927	\$ -	\$ -	\$ 180,927

Monthly Investment Earnings

Pooled Fund

Type of Investment	CUSIP	Issuer Name	Par Value	Accrued Interest Earned	(Amortization) / Accretion	Realized Gain/(Loss)	Total Earnings
Negotiable CDs	06367D3V5	BMOCHG 5.240 01/12/2024	\$ 70,000,000	\$ 305,667			\$ 305,667
Negotiable CDs	06367DAU9	BMOCHG 5.870 06/21/2024	100,000,000	489,167			489,167
Negotiable CDs	06367DAX3	BMOCHG 6.000 07/01/2024	100,000,000	500,000			500,000
Negotiable CDs	06367DBJ3	BMOCHG 5.890 06/07/2024	50,000,000	245,417			245,417
Negotiable CDs	06367DBR5	BMOCHG 5.930 07/01/2024	50,000,000	247,083			247,083
Negotiable CDs	06367DBW4	BMOCHG 5.970 07/29/2024	50,000,000	248,750			248,750
Negotiable CDs	06367DCF0	BMOCHI 6.010 08/14/2024	50,000,000	250,417			250,417
Negotiable CDs	06367DD44	BMOCHG 5.890 09/23/2024	50,000,000	248,750			248,750
Negotiable CDs	06367DDS1	BMOCHG 5.880 08/09/2024	50,000,000	245,000			245,000
Negotiable CDs	06367DE43	BMOCHG 5.860 10/21/2024	60,000,000	283,233			283,233
Negotiable CDs	06367DEK7	BMOCHG 5.800 11/06/2024	50,000,000	185,278			185,278
Negotiable CDs	06417MN84	BNSHOU 5.500 11/21/2023		152,778			152,778
Negotiable CDs	06417MT47	BNSHOU 5.430 02/09/2024	50,000,000	226,250			226,250
Negotiable CDs	13606KC38	CIBCNY 5.940 09/09/2024	50,000,000	247,500			247,500
Negotiable CDs	13606KD78	CIBCNY 5.920 08/12/2024	50,000,000	246,667			246,667
Negotiable CDs	13606KF92	CIBCNY 5.880 08/16/2024	50,000,000	245,000			245,000
Negotiable CDs	13606KRZ1	CIBCNY 5.320 11/06/2023		36,944			36,944
Negotiable CDs	13606KZN9	CIBCNY 5.920 07/29/2024	60,000,000	296,000			296,000
Negotiable CDs	13606KZR0	CIBCNY 5.890 07/01/2024	50,000,000	245,417			245,417
Negotiable CDs	65603AMM0	NORNY 5.650 01/23/2024	55,000,000	258,958			258,958
Negotiable CDs	65603APG0	NORNY 5.830 04/23/2024	50,000,000	242,917			242,917
Negotiable CDs	78015J5K9	RY 5.900 09/09/2024	60,000,000	295,000			295,000
Negotiable CDs	78015J7F8	RY 5.930 08/12/2024	60,000,000	296,500			296,500
Negotiable CDs	78015JAK3	RY 5.960 09/23/2024	60,000,000	298,000			298,000
Negotiable CDs	78015JE37	RY 5.860 08/15/2024	50,000,000	244,167			244,167
Negotiable CDs	78015JE78	RY 5.860 08/26/2024	50,000,000	244,167			244,167
Negotiable CDs	78015JPE1	RY 5.370 12/18/2023	50,000,000	223,750			223,750
Negotiable CDs	78015JRE9	RY 5.430 12/29/2023	100,000,000	452,500			452,500
Negotiable CDs	78015JXW2	RY 5.890 06/28/2024	50,000,000	245,417			245,417
Negotiable CDs	89115BH52	TDNY 5.930 10/21/2024	50,000,000	247,083			247,083
Negotiable CDs	89115BJX9	TDNY 5.510 11/20/2023		145,403			145,403
Negotiable CDs	89115BNG1	TDNY 5.850 06/05/2024	50,000,000	243,750			243,750
Negotiable CDs	89115BPB0	TDNY 5.430 01/03/2024	50,000,000	226,250			226,250
Negotiable CDs	89115BPF1	TDNY 5.430 01/05/2024	50,000,000	226,250			226,250
Negotiable CDs	89115BQB9	TDNY 5.240 01/17/2024	50,000,000	218,333			218,333
Negotiable CDs	89115BRG7	TDNY 6.050 07/01/2024	50,000,000	252,083			252,083
Negotiable CDs	89115BS84	TDNY 5.910 07/01/2024	50,000,000	246,250			246,250
Negotiable CDs	89115BSQ4	TDNY 5.930 07/01/2024	50,000,000	247,083			247,083
Negotiable CDs	89115BST8	TDNY 5.210 01/29/2024	100,000,000	434,167			434,167
Negotiable CDs	89115BV80	TDNY 5.900 07/03/2024	50,000,000	245,833			245,833
Negotiable CDs	89115BWK2	TDNY 5.580 02/22/2024	50,000,000	232,500			232,500
Negotiable CDs	89115BXF2	TDNY 5.600 03/06/2024	50,000,000	233,333			233,333
Negotiable CDs	89115BY79	TDNY 5.750 01/29/2024	50,000,000	239,583			239,583
Subtotals			\$ 2,275,000,000	\$ 11,184,594	\$ -	\$ -	\$ 11,184,594

Monthly Investment Earnings

Pooled Fund

Type of Investment	CUSIP	Issuer Name	Par Value	Accrued Interest Earned	(Amortization) / Accretion	Realized Gain/(Loss)	Total Earnings
Commercial Paper	59515MAV7	MSFT 0.000 01/29/2024	\$ 50,000,000		\$ 222,917		\$ 222,917
Commercial Paper	59515MD85	MSFT 0.000 04/08/2024	50,000,000		14,806		14,806
Commercial Paper	59515NYW7	MSFT 0.000 11/30/2023			151,122		151,122
Commercial Paper	62479LBC8	MUFGBK 0.000 02/12/2024	20,000,000		94,000		94,000
Commercial Paper	62479LBP9	MUFGBK 0.000 02/23/2024	50,000,000		235,417		235,417
Commercial Paper	62479LCD5	MUFGBK 0.000 03/13/2024	50,000,000		219,722		219,722
Commercial Paper	62479LCR4	MUFGBK 0.000 03/25/2024	60,000,000		284,000		284,000
Commercial Paper	62479LCR4	MUFGBK 0.000 03/25/2024	50,000,000		179,847		179,847
Commercial Paper	62479LCU7	MUFGBK 0.000 03/28/2024	85,000,000		39,383		39,383
Commercial Paper	62479LG17	MUFGBK 0.000 07/01/2024	50,000,000		235,417		235,417
Commercial Paper	62479MZ63	MUFGBK 0.000 12/06/2023	35,000,000		158,958		158,958
Commercial Paper	62479MZN6	MUFGBK 0.000 12/22/2023	50,000,000		227,083		227,083
Commercial Paper	89233GCF1	TOYCC 0.000 03/15/2024	50,000,000		183,333		183,333
Commercial Paper	89233GE36	TOYCC 0.000 05/03/2024	60,000,000		280,000		280,000
Commercial Paper	89233GE69	TOYCC 0.000 05/06/2024	50,000,000		233,333		233,333
Commercial Paper	89233GG18	TOYCC 0.000 07/01/2024	50,000,000		233,750		233,750
Commercial Paper	89233GG18	TOYCC 0.000 07/01/2024	50,000,000		185,333		185,333
Commercial Paper	89233HY65	TOYCC 0.000 11/06/2023			38,056		38,056
Commercial Paper	89233HY81	TOYCC 0.000 11/08/2023			53,569		53,569
Commercial Paper	89233HYN8	TOYCC 0.000 11/22/2023			157,500		157,500
Subtotals			\$ 810,000,000	\$ -	\$ 3,427,547	\$ -	\$ 3,427,547
Money Market Funds	09248U718	BlackRock Liquidity Funds T-Fund	\$ 12,855,588	\$ 55,418			\$ 55,418
Money Market Funds	31607A703	Fidelity Govt Portfolio	586,912,327	2,576,930			2,576,930
Money Market Funds	608919718	Federated Hermes Govt Obligations Fund	12,126,482	52,295			52,295
Money Market Funds	262006208	Dreyfus Government Cash Management	15,156,429	64,877			64,877
Money Market Funds	85749T517	State Street Institutional U.S. Govt MMF	688,171,991	2,851,123			2,851,123
Money Market Funds	61747C319	Morgan Stanley Institutional Liquidity Fund	16,308,343	70,080			70,080
Subtotals			\$ 1,331,531,160	\$ 5,670,724	\$ -	\$ -	\$ 5,670,724
Supranationals	45818WDG8	IADB 0.820 02/27/2026	\$ 19,500,000	\$ 13,325	\$ (1,037)		\$ 12,288
Supranationals	4581X0CM8	IADB 2.125 01/15/2025	100,000,000	177,083	(125,206)		51,877
Supranationals	4581X0DN5	IADB 0.625 07/15/2025	28,900,000	15,052	8,452		23,504
Supranationals	4581X0DZ8	IADB 0.500 09/23/2024	50,000,000	20,833	11,513		32,347
Supranationals	4581X0EE4	IADB 3.250 07/01/2024	80,000,000	216,667	328		216,995
Supranationals	459056HV2	IBRD 1.500 08/28/2024	50,000,000	62,500	(28,667)		33,833
Supranationals	459058JB0	IBRD 0.626 04/22/2025	40,000,000	20,867	(1,885)		18,982
Supranationals	45906M3B5	IBRD 1.980 06/14/2024	100,000,000	165,000			165,000
Supranationals	45906M4C2	IBRD 5.750 06/15/2026	32,000,000	153,333			153,333
Supranationals	45950VQG4	IFC 0.440 09/23/2024	10,000,000	3,667	2,286		5,953
Supranationals	45950VRU2	IFC 4.023 01/26/2026	100,000,000	335,250			335,250
Subtotals			\$ 610,400,000	\$ 1,183,577	\$ (134,215)	\$ -	\$ 1,049,362
Grand Totals			\$15,315,334,160	\$ 37,014,313	\$ 3,892,270	\$ -	\$ 40,906,582

Investment Transactions

Pooled Fund

For month ended November 30, 2023

Accounting ID	Transaction Type	Cusip	Description	Price	Settlement Date	Posted Date	Par Value	Principal	Accrued Interest	Total
57789	Buy	3130AXB31	FHLB 4.875 03/13/2026	\$ 99.54	11/2/23	11/2/23	\$ 10,000,000	\$ 9,953,900	\$ 58,229	\$ 10,012,129
57790	Buy	3130AXB31	FHLB 4.875 03/13/2026	99.51	11/2/23	11/2/23	10,000,000	9,950,700	58,229	10,008,929
57791	Buy	3130AXB31	FHLB 4.875 03/13/2026	99.51	11/2/23	11/2/23	10,000,000	9,950,700	58,229	10,008,929
57793	Buy	06367DE43	BMOCHG 5.860 10/21/2024	100.00	11/2/23	11/2/23	60,000,000	60,000,000	-	60,000,000
57792	Buy	62479LCD5	MUFGBK 0.000 03/13/2024	97.94	11/3/23	11/3/23	50,000,000	48,972,014	-	48,972,014
57794	Buy	89233GCF1	TOYCC 0.000 03/15/2024	98.03	11/7/23	11/7/23	50,000,000	49,014,583	-	49,014,583
57795	Buy	89233GG18	TOYCC 0.000 07/01/2024	96.34	11/7/23	11/7/23	50,000,000	48,169,833	-	48,169,833
57796	Buy	62479LCR4	MUFGBK 0.000 03/25/2024	97.84	11/8/23	11/8/23	50,000,000	48,920,917	-	48,920,917
57797	Buy	06367DEK7	BMOCHG 5.800 11/06/2024	100.00	11/8/23	11/8/23	50,000,000	50,000,000	-	50,000,000
57800	Buy	3133EPC45	FFCB 4.625 11/13/2028	99.87	11/13/23	11/13/23	12,000,000	11,984,040	-	11,984,040
57801	Buy	3133EPC45	FFCB 4.625 11/13/2028	99.86	11/13/23	11/13/23	20,000,000	19,971,600	-	19,971,600
57802	Buy	3133EPC45	FFCB 4.625 11/13/2028	99.86	11/13/23	11/13/23	55,000,000	54,922,285	-	54,922,285
57798	Buy	3133EPC60	FFCB 4.625 11/15/2027	99.59	11/15/23	11/15/23	27,950,000	27,834,008	-	27,834,008
57799	Buy	3133EPC60	FFCB 4.625 11/15/2027	99.58	11/15/23	11/15/23	33,300,000	33,161,472	-	33,161,472
57803	Buy	3130AXU63	FHLB 4.625 11/17/2026	99.82	11/17/23	11/17/23	50,000,000	49,911,500	-	49,911,500
57804	Buy	62479LCU7	MUFGBK 0.000 03/28/2024	98.13	11/28/23	11/28/23	85,000,000	83,411,539	-	83,411,539
57805	Buy	59515MD85	MSFT 0.000 04/08/2024	98.06	11/29/23	11/29/23	50,000,000	49,030,236	-	49,030,236
Activity Total				\$ 98.80			\$ 673,250,000	\$ 665,159,327	\$ 174,688	\$ 665,334,014
57569	Maturity	13606KRZ1	CIBCNY 5.320 11/06/2023	\$ 100.00	11/6/23	11/6/23	\$ 50,000,000	\$ 50,000,000	\$ -	\$ 50,000,000
57685	Maturity	313384NX3	FHDN 0.000 11/06/2023	100.00	11/6/23	11/6/23	50,000,000	50,000,000	-	50,000,000
57695	Maturity	89233HY65	TOYCC 0.000 11/06/2023	100.00	11/6/23	11/6/23	50,000,000	50,000,000	-	50,000,000
57711	Maturity	89233HY81	TOYCC 0.000 11/08/2023	100.00	11/8/23	11/8/23	50,000,000	50,000,000	-	50,000,000
57740	Maturity	912797FJ1	B 0.000 11/09/2023	100.00	11/9/23	11/9/23	10,000,000	10,000,000	-	10,000,000
57741	Maturity	313384PG8	FHDN 0.000 11/15/2023	100.00	11/15/23	11/15/23	17,500,000	17,500,000	-	17,500,000
46373	Maturity	912828WE6	T 2.750 11/15/2023	100.00	11/15/23	11/15/23	50,000,000	50,000,000	-	50,000,000
57738	Maturity	313384PM5	FHDN 0.000 11/20/2023	100.00	11/20/23	11/20/23	10,000,000	10,000,000	-	10,000,000
57527	Maturity	89115BJX9	TDNY 5.510 11/20/2023	100.00	11/20/23	11/20/23	50,000,000	50,000,000	-	50,000,000
57533	Maturity	06417MN84	BNSHOU 5.500 11/21/2023	100.00	11/21/23	11/21/23	50,000,000	50,000,000	-	50,000,000
57734	Maturity	89233HYN8	TOYCC 0.000 11/22/2023	100.00	11/22/23	11/22/23	50,000,000	50,000,000	-	50,000,000
57739	Maturity	912797FL6	B 0.000 11/24/2023	100.00	11/24/23	11/24/23	10,000,000	10,000,000	-	10,000,000
57756	Maturity	59515NYW7	MSFT 0.000 11/30/2023	100.00	11/30/23	11/30/23	35,000,000	35,000,000	-	35,000,000
Activity Total				\$ 100.00			\$ 482,500,000	\$ 482,500,000	\$ -	\$ 482,500,000

Interest Received Pooled Fund

For month ended November 30, 2023

Accounting ID	Transaction Type	Cusip	Description	Date Posted	Interest Received	Purchased Interest Adjustment	Net Interest
57651	Interest Income	3134GYRY0	FHLMC 5.290 11/02/2026	11/2/2023	\$ 635,535	\$	635,535
57652	Interest Income	3134GYRY0	FHLMC 5.290 11/02/2026	11/2/2023	635,535		635,535
57653	Interest Income	3134GYRY0	FHLMC 5.290 11/02/2026	11/2/2023	635,535		635,535
57654	Interest Income	3134GYRY0	FHLMC 5.290 11/02/2026	11/2/2023	635,535		635,535
57569	Interest Income	13606KRZ1	CIBCNY 5.320 11/06/2023	11/6/2023	2,216,667		2,216,667
46961	Interest Income	912828G38	T 2.250 11/15/2024	11/15/2023	562,500		562,500
46969	Interest Income	912828G38	T 2.250 11/15/2024	11/15/2023	562,500		562,500
47079	Interest Income	91282CCC3	T 0.250 05/15/2024	11/15/2023	62,500		62,500
47103	Interest Income	912828R36	T 1.625 05/15/2026	11/15/2023	406,250		406,250
47147	Interest Income	912828R36	T 1.625 05/15/2026	11/15/2023	406,250		406,250
47149	Interest Income	912828XB1	T 2.125 05/15/2025	11/15/2023	531,250		531,250
46373	Interest Income	912828WE6	T 2.750 11/15/2023	11/15/2023	687,500		687,500
47222	Interest Income	3130AQ7L1	FHLB 1.605 11/16/2026	11/16/2023	200,625		200,625
47223	Interest Income	3130AQ7L1	FHLB 1.605 11/16/2026	11/16/2023	200,625		200,625
47224	Interest Income	3130AQ7L1	FHLB 1.605 11/16/2026	11/16/2023	200,625		200,625
47225	Interest Income	3130AQ7L1	FHLB 1.605 11/16/2026	11/16/2023	200,625		200,625
47367	Interest Income	3133ENWP1	FFCB 2.625 05/16/2024	11/16/2023	590,625		590,625
47368	Interest Income	3133ENWP1	FFCB 2.625 05/16/2024	11/16/2023	656,250		656,250
47202	Interest Income	3133ENEG1	FFCB 1.050 11/17/2025	11/17/2023	288,750		288,750
47203	Interest Income	3133ENEG1	FFCB 1.050 11/17/2025	11/17/2023	208,294		208,294
57509	Interest Income	3133EN2L3	FFCB 4.125 05/17/2027	11/17/2023	433,125		433,125
57510	Interest Income	3133EN2L3	FFCB 4.125 05/17/2027	11/17/2023	103,125		103,125
57511	Interest Income	3133EN2L3	FFCB 4.125 05/17/2027	11/17/2023	95,906		95,906
57512	Interest Income	3133EN2L3	FFCB 4.125 05/17/2027	11/17/2023	515,625		515,625
47207	Interest Income	3133ENEJ5	FFCB 0.875 11/18/2024	11/20/2023	218,750		218,750
47208	Interest Income	3133ENEJ5	FFCB 0.875 11/18/2024	11/20/2023	43,750		43,750
47209	Interest Income	3133ENEJ5	FFCB 0.875 11/18/2024	11/20/2023	43,750		43,750
47210	Interest Income	3130APPR0	FHLB 1.430 10/19/2026	11/20/2023	178,750		178,750
47211	Interest Income	3130APPR0	FHLB 1.430 10/19/2026	11/20/2023	178,750		178,750
47212	Interest Income	3130APPR0	FHLB 1.430 10/19/2026	11/20/2023	178,750		178,750
47213	Interest Income	3130APPR0	FHLB 1.430 10/19/2026	11/20/2023	178,750		178,750
57518	Interest Income	3133ENZ94	FFCB 4.500 11/18/2024	11/20/2023	562,500		562,500
57527	Interest Income	89115BJX9	TDNY 5.510 11/20/2023	11/20/2023	2,701,431		2,701,431
57533	Interest Income	06417MN84	BNSHOU 5.500 11/21/2023	11/21/2023	2,681,250		2,681,250
47376	Interest Income	3133ENXE5	FFCB 2.850 05/23/2025	11/24/2023	85,500		85,500
47377	Interest Income	3133ENXE5	FFCB 2.850 05/23/2025	11/24/2023	285,000		285,000
47080	Interest Income	912828XT2	T 2.000 05/31/2024	11/30/2023	500,000		500,000
47226	Interest Income	91282CDK4	T 1.250 11/30/2026	11/30/2023	312,500		312,500
47237	Interest Income	91282CDK4	T 1.250 11/30/2026	11/30/2023	312,500		312,500
47333	Interest Income	91282CDK4	T 1.250 11/30/2026	11/30/2023	312,500		312,500
Activity Total					\$ 20,446,186	\$	20,446,186

Money Market Fund Activity

Pooled Fund

For month ended November 30, 2023

<u>Ticker</u>	<u>Description</u>	<u>Activity Date</u>	<u>Transaction Type</u>	<u>Transaction Amount</u>
TSTXX	BlackRock Liquidity Funds T-Fund	11/01/2023	Interest Received	56,869.32
Activity Total				56,869.32
FRGXX	Fidelity Govt Portfolio	11/03/2023	Withdrawal	(85,000,000.00)
FRGXX	Fidelity Govt Portfolio	11/07/2023	Withdrawal	(45,000,000.00)
FRGXX	Fidelity Govt Portfolio	11/08/2023	Withdrawal	(102,000,000.00)
FRGXX	Fidelity Govt Portfolio	11/09/2023	Withdrawal	(5,000,000.00)
FRGXX	Fidelity Govt Portfolio	11/10/2023	Withdrawal	(25,000,000.00)
FRGXX	Fidelity Govt Portfolio	11/13/2023	Withdrawal	(70,000,000.00)
FRGXX	Fidelity Govt Portfolio	11/14/2023	Deposit	94,000,000.00
FRGXX	Fidelity Govt Portfolio	11/16/2023	Deposit	80,000,000.00
FRGXX	Fidelity Govt Portfolio	11/20/2023	Withdrawal	(60,000,000.00)
FRGXX	Fidelity Govt Portfolio	11/21/2023	Deposit	115,000,000.00
FRGXX	Fidelity Govt Portfolio	11/27/2023	Deposit	80,000,000.00
FRGXX	Fidelity Govt Portfolio	11/28/2023	Withdrawal	(30,000,000.00)
FRGXX	Fidelity Govt Portfolio	11/29/2023	Withdrawal	(70,000,000.00)
FRGXX	Fidelity Govt Portfolio	11/30/2023	Withdrawal	(32,000,000.00)
FRGXX	Fidelity Govt Portfolio	11/30/2023	Interest Received	2,576,930.28
Activity Total				(152,423,069.72)
GOFXX	Federated Hermes Govt Obligations Fund	11/30/2023	Interest Received	52,294.91
Activity Total				52,294.91
DGCXX	Dreyfus Government Cash Management	11/30/2023	Interest Received	64,877.16
Activity Total				64,877.16
OPGXX	State Street Institutional U.S. Govt MMF	11/01/2023	Deposit	40,000,000.00
OPGXX	State Street Institutional U.S. Govt MMF	11/02/2023	Withdrawal	(65,000,000.00)
OPGXX	State Street Institutional U.S. Govt MMF	11/06/2023	Deposit	65,000,000.00
OPGXX	State Street Institutional U.S. Govt MMF	11/15/2023	Deposit	20,000,000.00
OPGXX	State Street Institutional U.S. Govt MMF	11/17/2023	Withdrawal	(61,000,000.00)
OPGXX	State Street Institutional U.S. Govt MMF	11/24/2023	Deposit	35,000,000.00
OPGXX	State Street Institutional U.S. Govt MMF	11/29/2023	Deposit	17,000,000.00
OPGXX	State Street Institutional U.S. Govt MMF	11/30/2023	Interest Received	2,851,122.78
Activity Total				53,851,122.78
IMPXX	Morgan Stanley Institutional Liquidity Fund	11/30/2023	Interest Received	70,080.35
Activity Total				70,080.35