

**Office of the Treasurer & Tax Collector  
City and County of San Francisco**



José Cisneros, Treasurer

Tajel Shah, Chief Assistant Treasurer  
Hubert R White, III CFA, CTP, Chief Investment Officer

Investment Report for the month of December 2023

January 15, 2024

**The Honorable London N. Breed  
Mayor of San Francisco  
City Hall, Room 200  
1 Dr. Carlton B. Goodlett Place  
San Francisco, CA 94102-4638**

**The Honorable Board of Supervisors  
City and County of San Francisco  
City Hall, Room 244  
1 Dr. Carlton B. Goodlett Place  
San Francisco, CA 94102-4638**

Colleagues,

In accordance with the provisions of California State Government Code, Section 53646, we forward this report detailing the City's pooled fund portfolio as of December 31, 2023. These investments provide sufficient liquidity to meet expenditure requirements for the next six months and are in compliance with our statement of investment policy and California Code.

This correspondence and its attachments show the investment activity for the month of December 2023 for the portfolios under the Treasurer's management. All pricing and valuation data is obtained from Interactive Data Corporation.

**CCSF Pooled Fund Investment Earnings Statistics \***

<i>(in \$ million)</i>	<b>Current Month</b>		<b>Prior Month</b>	
	<u>Fiscal YTD</u>	<u>December 2023</u>	<u>Fiscal YTD</u>	<u>November 2023</u>
Average Daily Balance	\$ 15,485	\$ 16,087	\$ 15,363	\$ 15,229
Net Earnings	249.58	46.73	202.85	40.91
Earned Income Return	3.21%	3.43%	3.16%	3.28%

**CCSF Pooled Fund Statistics \***

<i>(in \$ million)</i>	<b>% of Portfolio</b>	<b>Book Value</b>	<b>Market Value</b>	<b>Wtd. Avg. Coupon</b>	<b>Wtd. Avg. YTM</b>	<b>WAM</b>
<b>Investment Type</b>						
U.S. Treasuries	20.12%	\$ 3,369.1	\$ 3,205.7	0.96%	1.13%	596
Federal Agencies	40.72%	6,606.7	6,487.0	2.99%	3.09%	617
Public Time Deposits	0.25%	40.0	40.0	5.46%	5.46%	87
Negotiable CDs	15.31%	2,435.0	2,439.9	5.75%	5.75%	172
Commercial Paper	6.05%	964.2	964.4	0.00%	5.67%	106
Money Market Funds	13.80%	2,199.4	2,199.4	5.27%	5.27%	1
Supranationals	3.74%	612.0	596.3	2.35%	2.08%	414
<b>Totals</b>	<b>100.0%</b>	<b>\$ 16,226.4</b>	<b>\$ 15,932.6</b>	<b>3.12%</b>	<b>3.53%</b>	<b>423</b>

In the remainder of this report, we provide additional information and analytics at the security-level and portfolio-level, as recommended by the California Debt and Investment Advisory Commission.

Respectfully,

**José Cisneros  
Treasurer**

cc: Treasury Oversight Committee: Aimee Brown, Kevin Kone, Brenda Kwee McNulty  
Ben Rosenfield - Controller, Office of the Controller  
Mark de la Rosa - Director of Audits, Office of the Controller  
Mayor's Office of Public Policy and Finance  
San Francisco County Transportation Authority  
San Francisco Public Library  
San Francisco Health Service System

# Portfolio Summary

## Pooled Fund

As of December 31, 2023

<i>(in \$ million)</i>							
<b>Security Type</b>	<b>Par Value</b>	<b>Book Value</b>	<b>Market Value</b>	<b>Market/Book Price</b>	<b>Current % Allocation</b>	<b>Max. Policy Allocation</b>	<b>Compliant?</b>
U.S. Treasuries	\$ 3,375.0	\$ 3,369.1	\$ 3,205.7	95.15	20.76%	100%	Yes
Federal Agencies	6,615.2	6,606.7	6,487.0	98.19	40.72%	100%	Yes
State & Local Government							
Agency Obligations	-	-	-	-	0.00%	20%	Yes
Public Time Deposits	40.0	40.0	40.0	100.00	0.25%	100%	Yes
Negotiable CDs	2,435.0	2,435.0	2,439.9	100.20	15.01%	30%	Yes
Bankers Acceptances	-	-	-	-	0.00%	40%	Yes
Commercial Paper	980.0	964.2	964.4	100.02	5.94%	25%	Yes
Medium Term Notes	-	-	-	-	0.00%	30%	Yes
Repurchase Agreements	-	-	-	-	0.00%	10%	Yes
Reverse Repurchase/ Securities Lending Agreements	-	-	-	-	0.00%	\$75mm	Yes
Money Market Funds - Government	2,199.4	2,199.4	2,199.4	100.00	13.55%	20%	Yes
LAIF	-	-	-	-	0.00%	\$50mm	Yes
Supranationals	610.4	612.0	596.3	97.44	3.77%	30%	Yes
<b>TOTAL</b>	<b>\$ 16,255.0</b>	<b>\$ 16,226.4</b>	<b>\$ 15,932.6</b>	<b>98.19</b>	<b>100.00%</b>	<b>-</b>	<b>Yes</b>

The City and County of San Francisco uses the following methodology to determine compliance: Compliance is pre-trade and calculated on a book value basis of the overall portfolio value. Cash balances are included in the City's compliance calculations.

Please note the information in this report does not include cash balances. Due to fluctuations in the market value of the securities held in the Pooled Fund and changes in the City's cash position, the allocation limits may be exceeded on a post-trade compliance basis. In these instances, no compliance violation has occurred, as the policy limits were not exceeded prior to trade execution. The full Investment Policy can be found at <https://sftreasurer.org/banking-investments/investments>

Totals may not add due to rounding.

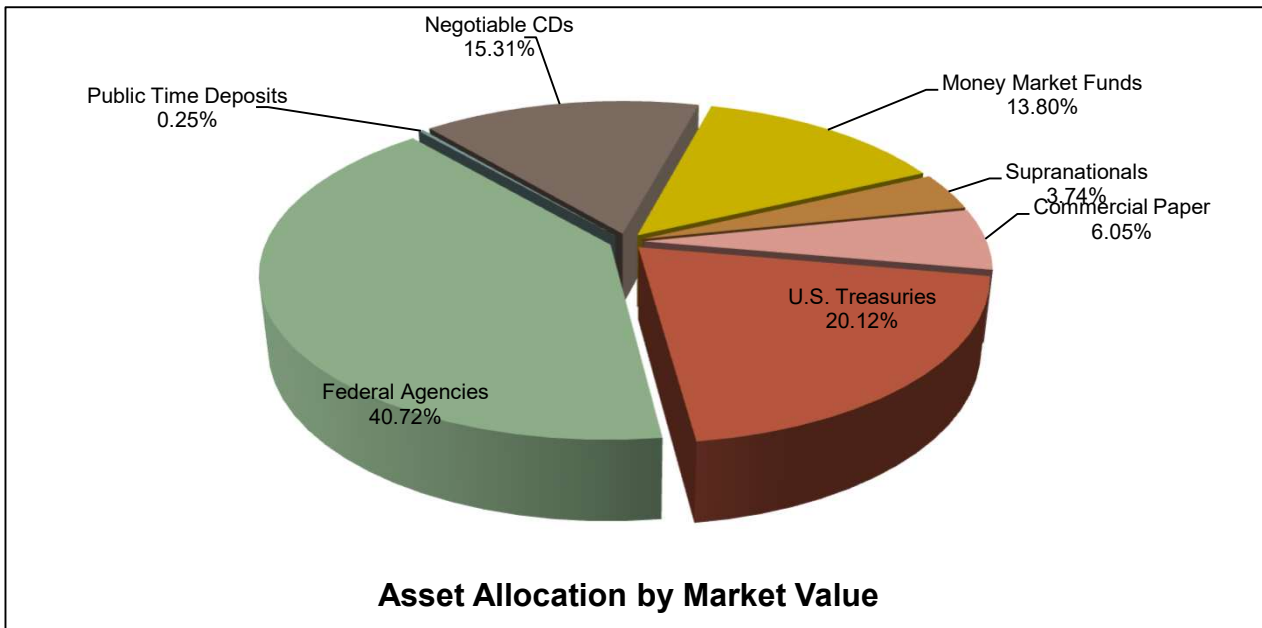
# City and County of San Francisco

## Pooled Fund Portfolio Statistics

For the month ended December 31, 2023

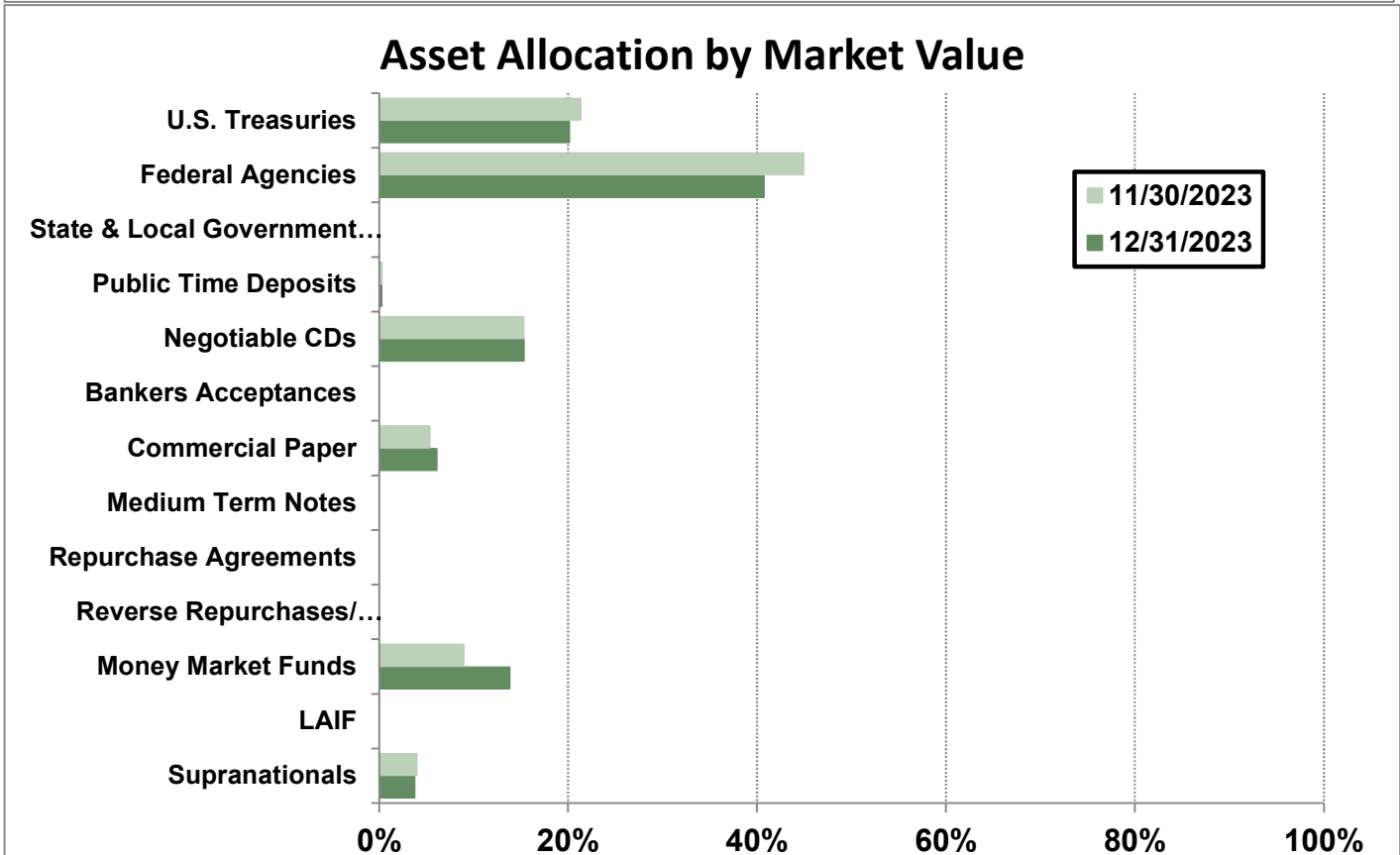
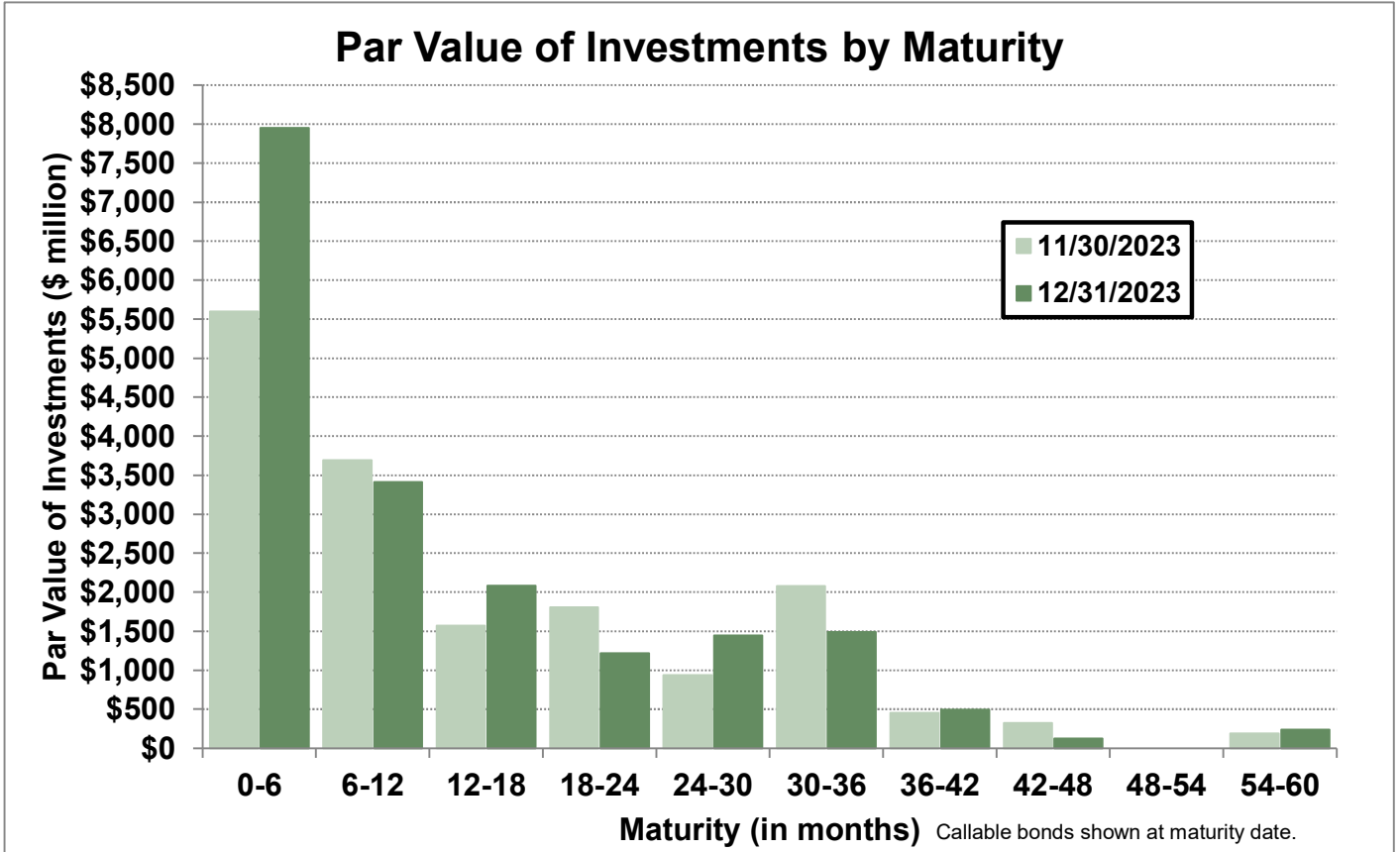
Average Daily Balance	\$16,087,362,962
Net Earnings	\$46,731,380
Earned Income Return	3.43%
Weighted Average Maturity	423 days

Investment Type	(\$ million)	Par Value	Book Value	Market Value
U.S. Treasuries		\$ 3,375.0	\$ 3,369.1	\$ 3,205.7
Federal Agencies		6,615.2	6,606.7	6,487.0
Public Time Deposits		40.0	40.0	40.0
Negotiable CDs		2,435.0	2,435.0	2,439.9
Commercial Paper		980.0	964.2	964.4
Money Market Funds		2,199.4	2,199.4	2,199.4
Supranationals		610.4	612.0	596.3
<b>Total</b>		<b>\$ 16,255.0</b>	<b>\$ 16,226.4</b>	<b>\$ 15,932.6</b>

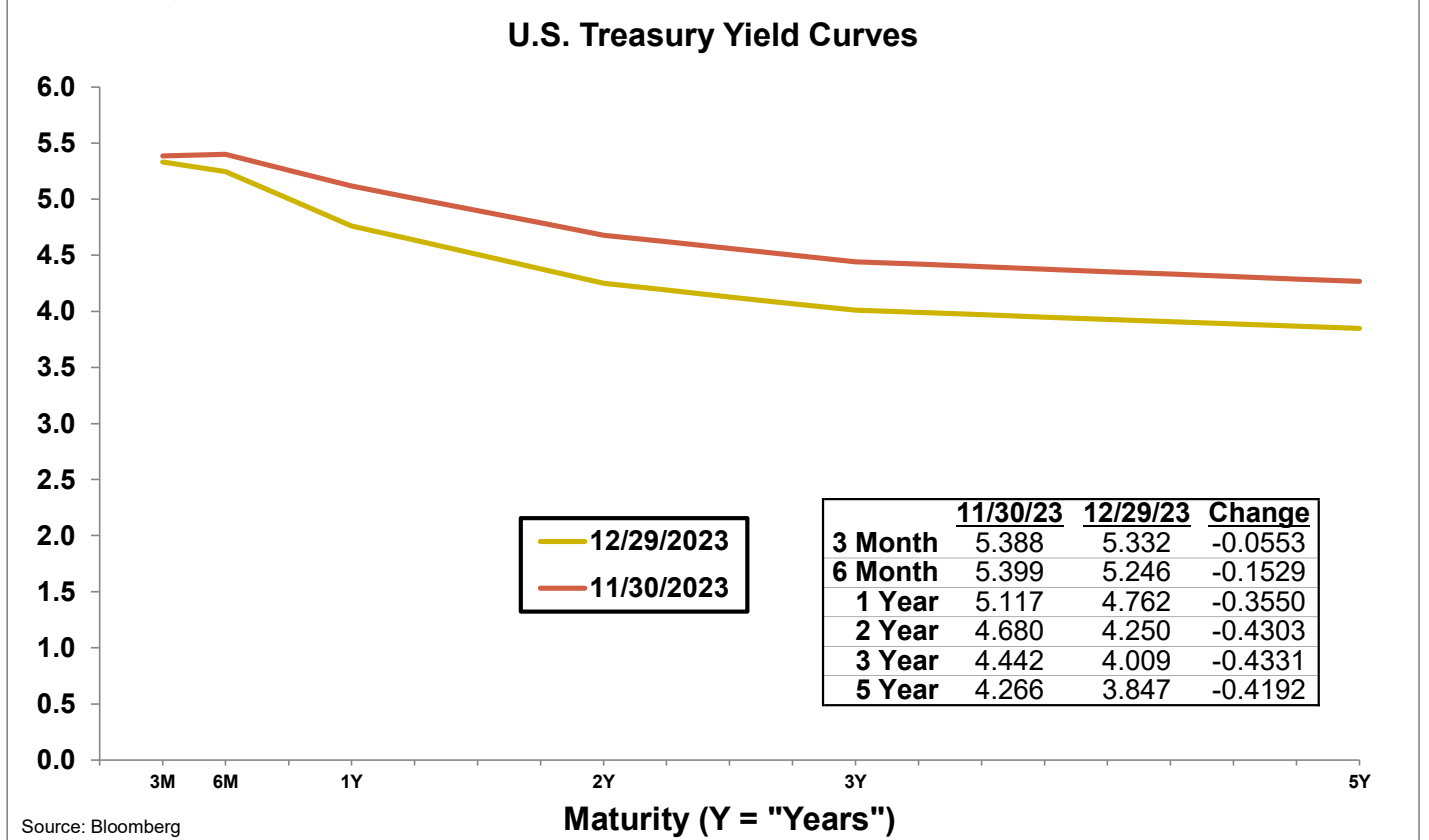
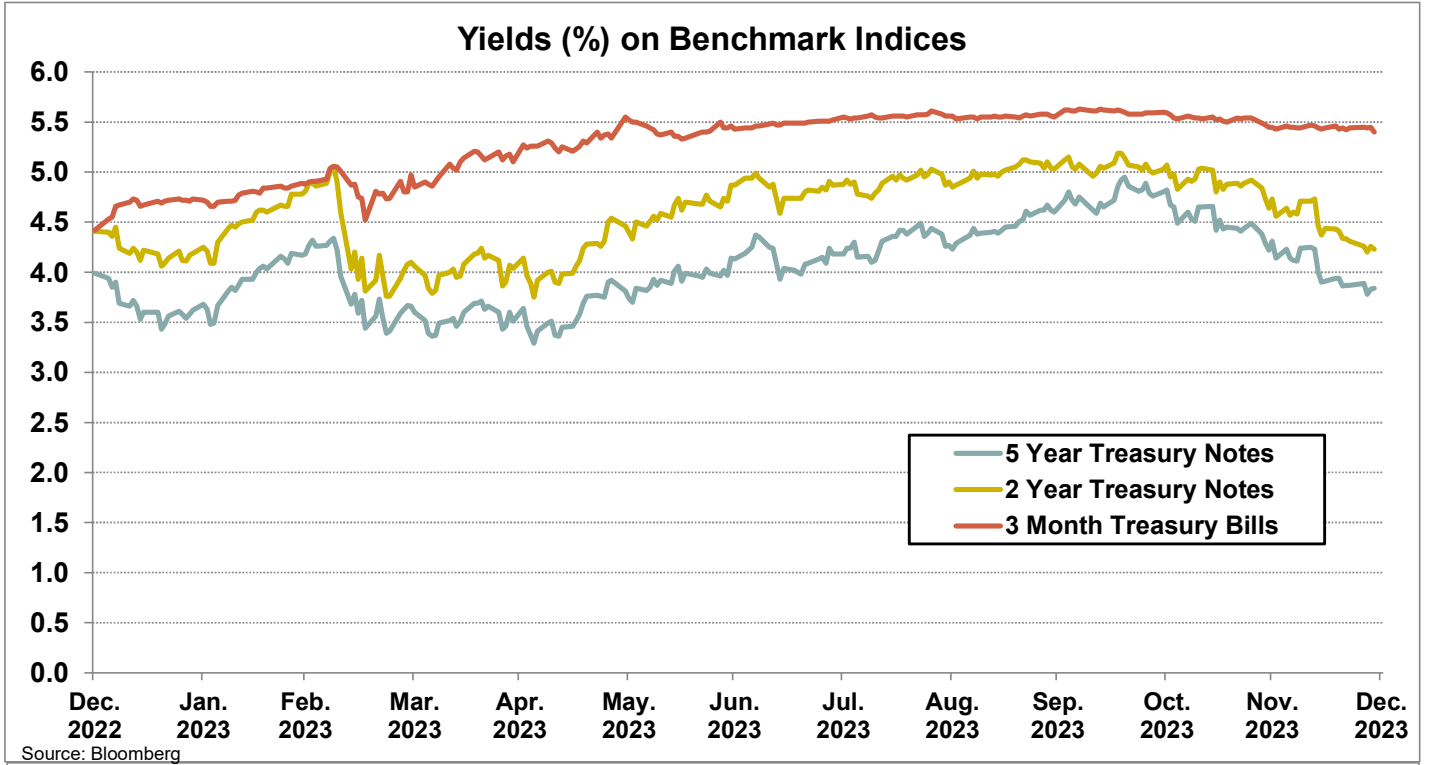


# Portfolio Analysis

## Pooled Fund



# Yield Curves



# Investment Inventory

## Pooled Fund

As of December 31, 2023

Type of Investment	CUSIP	Issuer Name	Maturity		Coupon	Par Value	Original Cost	Amortized	
			Settle Date	Date				Book Value	Market Value
U.S. Treasuries	9128285Z9	U.S. Treasury Note	10/4/2021	1/31/2024	2.50	\$ 50,000,000	\$ 52,511,719	\$ 50,088,753	\$ 49,885,000
U.S. Treasuries	91282CDV0	U.S. Treasury Note	2/23/2022	1/31/2024	0.88	50,000,000	49,390,625	49,974,143	49,823,000
U.S. Treasuries	91282CDV0	U.S. Treasury Note	4/11/2022	1/31/2024	0.88	50,000,000	48,605,469	49,936,612	49,823,000
U.S. Treasuries	912828B66	U.S. Treasury Note	4/11/2022	2/15/2024	2.75	50,000,000	50,250,000	50,016,667	49,842,500
U.S. Treasuries	91282CBR1	U.S. Treasury Note	3/8/2022	3/15/2024	0.25	50,000,000	48,708,984	49,870,549	49,502,000
U.S. Treasuries	912797JP3	U.S. Treasury Bill	12/26/2023	4/23/2024	0.00	100,000,000	98,274,500	98,361,500	98,383,000
U.S. Treasuries	91282CCC3	U.S. Treasury Note	7/2/2021	5/15/2024	0.25	50,000,000	49,718,750	49,963,770	49,101,500
U.S. Treasuries	912828XT2	U.S. Treasury Note	7/6/2021	5/31/2024	2.00	50,000,000	52,263,672	50,322,466	49,334,000
U.S. Treasuries	91282CCL3	U.S. Treasury Note	8/6/2021	7/15/2024	0.38	50,000,000	49,998,047	49,999,644	48,761,500
U.S. Treasuries	91282CCL3	U.S. Treasury Note	8/9/2021	7/15/2024	0.38	50,000,000	49,960,938	49,992,851	48,761,500
U.S. Treasuries	91282CCL3	U.S. Treasury Note	4/12/2022	7/15/2024	0.38	50,000,000	47,572,266	49,423,229	48,761,500
U.S. Treasuries	912828Y87	U.S. Treasury Note	3/30/2021	7/31/2024	1.75	50,000,000	52,210,938	50,384,511	49,056,500
U.S. Treasuries	91282CCT6	U.S. Treasury Note	8/25/2021	8/15/2024	0.38	50,000,000	49,898,438	49,978,771	48,566,500
U.S. Treasuries	912828YM6	U.S. Treasury Note	4/15/2021	10/31/2024	1.50	50,000,000	51,746,094	50,409,894	48,644,500
U.S. Treasuries	912828G38	U.S. Treasury Note	3/9/2021	11/15/2024	2.25	50,000,000	53,160,156	50,748,396	48,881,000
U.S. Treasuries	912828G38	U.S. Treasury Note	3/12/2021	11/15/2024	2.25	50,000,000	53,228,516	50,766,292	48,881,000
U.S. Treasuries	912828YY0	U.S. Treasury Note	3/15/2021	12/31/2024	1.75	50,000,000	52,226,563	50,585,938	48,527,500
U.S. Treasuries	912828Z52	U.S. Treasury Note	3/30/2021	1/31/2025	1.38	50,000,000	51,515,625	50,427,789	48,242,000
U.S. Treasuries	912828Z52	U.S. Treasury Note	4/15/2021	1/31/2025	1.38	50,000,000	51,507,813	50,430,493	48,242,000
U.S. Treasuries	912828ZC7	U.S. Treasury Note	3/15/2021	2/28/2025	1.13	50,000,000	51,011,719	50,296,659	48,033,000
U.S. Treasuries	912828ZC7	U.S. Treasury Note	3/31/2021	2/28/2025	1.13	50,000,000	50,998,047	50,295,924	48,033,000
U.S. Treasuries	912828ZF0	U.S. Treasury Note	4/15/2021	3/31/2025	0.50	50,000,000	49,779,297	49,930,553	47,549,000
U.S. Treasuries	912828ZF0	U.S. Treasury Note	4/19/2021	3/31/2025	0.50	50,000,000	49,839,844	49,949,465	47,549,000
U.S. Treasuries	912828ZL7	U.S. Treasury Note	5/18/2021	4/30/2025	0.38	50,000,000	49,615,234	49,870,678	47,324,000
U.S. Treasuries	912828XB1	U.S. Treasury Note	9/2/2021	5/15/2025	2.13	50,000,000	52,849,609	51,054,630	48,412,000
U.S. Treasuries	912828ZW3	U.S. Treasury Note	3/8/2021	6/30/2025	0.25	50,000,000	49,140,625	49,702,083	46,969,000
U.S. Treasuries	912828ZW3	U.S. Treasury Note	3/9/2021	6/30/2025	0.25	50,000,000	49,042,969	49,668,018	46,969,000
U.S. Treasuries	912828ZW3	U.S. Treasury Note	5/12/2021	6/30/2025	0.25	50,000,000	49,281,250	49,740,108	46,969,000
U.S. Treasuries	912828ZW3	U.S. Treasury Note	5/13/2021	6/30/2025	0.25	50,000,000	49,183,594	49,704,601	46,969,000
U.S. Treasuries	912828ZW3	U.S. Treasury Note	5/18/2021	6/30/2025	0.25	50,000,000	49,253,906	49,729,144	46,969,000
U.S. Treasuries	912828ZW3	U.S. Treasury Note	7/12/2021	6/30/2025	0.25	50,000,000	49,310,547	49,740,206	46,969,000
U.S. Treasuries	912828ZW3	U.S. Treasury Note	8/5/2021	6/30/2025	0.25	50,000,000	49,500,000	49,808,421	46,969,000
U.S. Treasuries	912828ZW3	U.S. Treasury Note	8/6/2021	6/30/2025	0.25	50,000,000	49,406,250	49,772,340	46,969,000
U.S. Treasuries	912828ZW3	U.S. Treasury Note	12/7/2021	6/30/2025	0.25	50,000,000	48,628,906	49,424,583	46,969,000
U.S. Treasuries	91282CAB7	U.S. Treasury Note	8/5/2021	7/31/2025	0.25	50,000,000	49,458,984	49,785,600	46,832,000
U.S. Treasuries	91282CAB7	U.S. Treasury Note	8/6/2021	7/31/2025	0.25	50,000,000	49,363,281	49,747,501	46,832,000
U.S. Treasuries	91282CFK2	U.S. Treasury Note	10/7/2022	9/15/2025	3.50	50,000,000	48,968,750	49,401,798	49,273,500
U.S. Treasuries	91282CAM3	U.S. Treasury Note	5/12/2021	9/30/2025	0.25	50,000,000	49,109,375	49,645,307	46,574,000
U.S. Treasuries	91282CAM3	U.S. Treasury Note	7/26/2021	9/30/2025	0.25	50,000,000	49,281,250	49,699,697	46,574,000
U.S. Treasuries	91282CAT8	U.S. Treasury Note	2/25/2021	10/31/2025	0.25	50,000,000	49,298,828	49,725,521	46,455,000
U.S. Treasuries	91282CAT8	U.S. Treasury Note	3/2/2021	10/31/2025	0.25	50,000,000	49,078,125	49,638,067	46,455,000
U.S. Treasuries	91282CAT8	U.S. Treasury Note	3/4/2021	10/31/2025	0.25	50,000,000	49,048,828	49,626,126	46,455,000
U.S. Treasuries	91282CBC4	U.S. Treasury Note	2/25/2021	12/31/2025	0.38	50,000,000	49,455,078	49,775,258	46,349,500
U.S. Treasuries	91282CBC4	U.S. Treasury Note	2/26/2021	12/31/2025	0.38	50,000,000	49,271,484	49,699,369	46,349,500
U.S. Treasuries	91282CBW0	U.S. Treasury Note	6/28/2021	4/30/2026	0.75	50,000,000	49,662,109	49,837,461	46,273,500
U.S. Treasuries	91282CBW0	U.S. Treasury Note	7/2/2021	4/30/2026	0.75	50,000,000	49,730,469	49,870,050	46,273,500
U.S. Treasuries	912828R36	U.S. Treasury Note	7/23/2021	5/15/2026	1.63	50,000,000	52,203,125	51,084,635	47,193,500
U.S. Treasuries	912828R36	U.S. Treasury Note	8/27/2021	5/15/2026	1.63	50,000,000	51,890,625	50,949,704	47,193,500
U.S. Treasuries	91282CCJ8	U.S. Treasury Note	7/2/2021	6/30/2026	0.88	50,000,000	49,931,641	49,965,858	46,254,000

# Investment Inventory

## Pooled Fund

Type of Investment	CUSIP	Issuer Name	Settle Date	Maturity		Coupon	Par Value	Original Cost	Amortized	
				Date					Book Value	Market Value
U.S. Treasuries	91282CCJ8	U.S. Treasury Note	7/14/2021	6/30/2026		0.88	50,000,000	50,070,313	50,035,350	46,254,000
U.S. Treasuries	91282CCJ8	U.S. Treasury Note	7/22/2021	6/30/2026		0.88	50,000,000	50,345,703	50,174,576	46,254,000
U.S. Treasuries	91282CCJ8	U.S. Treasury Note	7/22/2021	6/30/2026		0.88	50,000,000	50,328,125	50,165,699	46,254,000
U.S. Treasuries	91282CCJ8	U.S. Treasury Note	8/6/2021	6/30/2026		0.88	50,000,000	50,406,250	50,206,872	46,254,000
U.S. Treasuries	91282CCJ8	U.S. Treasury Note	8/10/2021	6/30/2026		0.88	50,000,000	50,240,234	50,122,607	46,254,000
U.S. Treasuries	91282CCJ8	U.S. Treasury Note	9/24/2021	6/30/2026		0.88	50,000,000	49,937,500	49,967,277	46,254,000
U.S. Treasuries	91282CCJ8	U.S. Treasury Note	10/14/2021	6/30/2026		0.88	50,000,000	49,593,750	49,784,829	46,254,000
U.S. Treasuries	91282CCJ8	U.S. Treasury Note	1/4/2022	6/30/2026		0.88	50,000,000	49,027,344	49,459,042	46,254,000
U.S. Treasuries	91282CCW9	U.S. Treasury Note	9/28/2021	8/31/2026		0.75	50,000,000	49,449,219	49,701,941	45,861,500
U.S. Treasuries	91282CCZ2	U.S. Treasury Note	10/8/2021	9/30/2026		0.88	50,000,000	49,689,453	49,828,670	45,945,500
U.S. Treasuries	91282CCZ2	U.S. Treasury Note	10/8/2021	9/30/2026		0.88	50,000,000	49,671,875	49,818,972	45,945,500
U.S. Treasuries	91282CCZ2	U.S. Treasury Note	10/19/2021	9/30/2026		0.88	50,000,000	49,318,359	49,621,646	45,945,500
U.S. Treasuries	91282CDK4	U.S. Treasury Note	12/3/2021	11/30/2026		1.25	50,000,000	50,072,266	50,042,178	46,250,000
U.S. Treasuries	91282CDK4	U.S. Treasury Note	12/7/2021	11/30/2026		1.25	50,000,000	50,117,188	50,068,547	46,250,000
U.S. Treasuries	91282CDK4	U.S. Treasury Note	3/29/2022	11/30/2026		1.25	50,000,000	47,078,125	48,178,749	46,250,000
U.S. Treasuries	91282CDQ1	U.S. Treasury Note	3/29/2022	12/31/2026		1.25	50,000,000	47,107,422	48,177,576	46,176,000
U.S. Treasuries	91282CEF4	U.S. Treasury Note	4/6/2022	3/31/2027		2.50	25,000,000	24,757,813	24,842,312	23,908,250
U.S. Treasuries	91282CHX2	U.S. Treasury Note	12/12/2023	8/31/2028		4.38	50,000,000	50,115,234	50,113,898	51,117,000
<b>Subtotals</b>						<b>0.96</b>	<b>\$ 3,375,000,000</b>	<b>\$ 3,372,669,031</b>	<b>\$ 3,369,132,374</b>	<b>\$ 3,205,659,250</b>
Federal Agencies	3130AU4V3	Federal Home Loan Bank	12/8/2022	1/8/2024		4.80	\$ 11,000,000	\$ 10,998,900	\$ 10,999,981	\$ 10,998,790
Federal Agencies	3130AU4V3	Federal Home Loan Bank	12/8/2022	1/8/2024		4.80	25,000,000	24,987,500	24,999,779	24,997,250
Federal Agencies	3133ENLF5	Federal Farm Credit Bank	3/3/2022	1/18/2024		0.90	11,856,000	11,738,815	11,853,096	11,832,644
Federal Agencies	3133ENLF5	Federal Farm Credit Bank	2/1/2022	1/18/2024		0.90	50,000,000	49,701,000	49,992,901	49,901,500
Federal Agencies	313384ST7	Federal Home Loan Bank Discount	4/21/2023	2/6/2024		0.00	10,650,000	10,236,780	10,598,880	10,589,189
Federal Agencies	3130AFW94	Federal Home Loan Bank	11/12/2021	2/13/2024		2.50	39,010,000	40,648,810	39,095,624	38,878,146
Federal Agencies	3133ELNE0	Federal Farm Credit Bank	3/18/2020	2/14/2024		1.43	20,495,000	20,950,604	20,509,038	20,397,649
Federal Agencies	3130AUYG3	Federal Home Loan Bank	2/16/2023	2/16/2024		5.10	25,000,000	24,996,500	24,999,559	24,986,250
Federal Agencies	3133EMRZ7	Federal Farm Credit Bank	2/26/2021	2/26/2024		0.25	5,000,000	4,998,200	4,999,908	4,961,450
Federal Agencies	3133EMRZ7	Federal Farm Credit Bank	2/26/2021	2/26/2024		0.25	5,000,000	4,998,200	4,999,908	4,961,450
Federal Agencies	3133EMRZ7	Federal Farm Credit Bank	2/26/2021	2/26/2024		0.25	100,000,000	99,964,000	99,998,159	99,229,000
Federal Agencies	3130ARHG9	Federal Home Loan Bank	3/25/2022	2/28/2024		2.13	11,000,000	10,987,460	10,998,968	10,946,760
Federal Agencies	3130ARHG9	Federal Home Loan Bank	3/25/2022	2/28/2024		2.13	25,000,000	24,971,500	24,997,655	24,879,000
Federal Agencies	3130ATUQ8	Federal Home Loan Bank	11/15/2022	3/8/2024		4.75	10,000,000	10,013,300	10,001,860	9,988,600
Federal Agencies	3130ATUQ8	Federal Home Loan Bank	11/18/2022	3/8/2024		4.75	20,000,000	20,000,800	20,000,113	19,977,200
Federal Agencies	3130ATUQ8	Federal Home Loan Bank	12/8/2022	3/8/2024		4.75	25,000,000	24,982,000	24,997,355	24,971,500
Federal Agencies	3130ATUQ8	Federal Home Loan Bank	11/18/2022	3/8/2024		4.75	30,000,000	30,001,800	30,000,253	29,965,800
Federal Agencies	3130ATUQ8	Federal Home Loan Bank	12/8/2022	3/8/2024		4.75	30,000,000	29,978,400	29,996,826	29,965,800
Federal Agencies	3133EMTW2	Federal Farm Credit Bank	3/18/2021	3/18/2024		0.30	50,000,000	49,939,500	49,995,750	49,474,000
Federal Agencies	3133EMTW2	Federal Farm Credit Bank	3/18/2021	3/18/2024		0.30	50,000,000	49,939,450	49,995,746	49,474,000
Federal Agencies	3133EMWV0	Federal Farm Credit Bank	5/4/2021	4/22/2024		0.35	16,545,000	16,549,633	16,545,479	16,301,127
Federal Agencies	3133EMWV0	Federal Farm Credit Bank	5/4/2021	4/22/2024		0.35	29,424,000	29,432,239	29,424,851	28,990,290
Federal Agencies	3133EMWV0	Federal Farm Credit Bank	5/4/2021	4/22/2024		0.35	39,000,000	39,010,920	39,001,128	38,425,140
Federal Agencies	3133ENWP1	Federal Farm Credit Bank	5/16/2022	5/16/2024		2.63	45,000,000	44,939,250	44,988,698	44,551,800
Federal Agencies	3133ENWP1	Federal Farm Credit Bank	5/16/2022	5/16/2024		2.63	50,000,000	49,932,500	49,987,442	49,502,000
Federal Agencies	3133ENYH7	Federal Farm Credit Bank	6/10/2022	6/10/2024		2.63	100,000,000	99,871,000	99,971,588	98,856,000
Federal Agencies	3130A1XJ2	Federal Home Loan Bank	5/18/2022	6/14/2024		2.88	15,955,000	16,008,449	15,966,635	15,784,122
Federal Agencies	3130A1XJ2	Federal Home Loan Bank	5/18/2022	6/14/2024		2.88	17,980,000	18,043,829	17,787,434	17,787,434
Federal Agencies	3130A1XJ2	Federal Home Loan Bank	5/12/2022	6/14/2024		2.88	25,500,000	25,552,530	25,511,345	25,226,895
Federal Agencies	3130A1XJ2	Federal Home Loan Bank	5/16/2022	6/14/2024		2.88	50,000,000	50,204,000	50,044,289	49,464,500

# Investment Inventory

## Pooled Fund

Type of Investment	CUSIP	Issuer Name	Settle Date	Maturity		Par Value	Original Cost	Amortized	
				Date	Coupon			Book Value	Market Value
Federal Agencies	3130ASHK8	Federal Home Loan Bank	7/22/2022	6/14/2024	3.13	28,000,000	27,904,520	27,977,267	27,748,000
Federal Agencies	3130ASHK8	Federal Home Loan Bank	7/22/2022	6/14/2024	3.13	28,210,000	28,114,932	28,187,365	27,956,110
Federal Agencies	3133ENYX2	Federal Farm Credit Bank	6/17/2022	6/17/2024	3.25	25,000,000	24,970,500	24,993,220	24,825,750
Federal Agencies	3133ENYX2	Federal Farm Credit Bank	6/17/2022	6/17/2024	3.25	25,000,000	24,970,750	24,993,278	24,825,750
Federal Agencies	3133ENYX2	Federal Farm Credit Bank	6/17/2022	6/17/2024	3.25	50,000,000	49,970,000	49,993,105	49,651,500
Federal Agencies	3133ENZS2	Federal Farm Credit Bank	6/28/2022	6/28/2024	3.10	25,000,000	24,987,500	24,996,939	24,728,500
Federal Agencies	3133ENZS2	Federal Farm Credit Bank	6/28/2022	6/28/2024	3.10	25,000,000	24,986,500	24,996,694	24,728,500
Federal Agencies	3133ENZS2	Federal Farm Credit Bank	6/28/2022	6/28/2024	3.10	50,000,000	49,973,000	49,993,389	49,457,000
Federal Agencies	313384YV5	Federal Home Loan Bank Discount	10/31/2023	7/1/2024	0.00	25,000,000	24,111,264	24,337,090	24,363,250
Federal Agencies	313384YV5	Federal Home Loan Bank Discount	10/31/2023	7/1/2024	0.00	25,000,000	24,111,264	24,337,090	24,363,250
Federal Agencies	313384YV5	Federal Home Loan Bank Discount	10/31/2023	7/1/2024	0.00	25,000,000	24,111,264	24,337,090	24,363,250
Federal Agencies	3130ASME6	Federal Home Loan Bank	7/8/2022	7/8/2024	3.00	10,000,000	9,980,600	9,994,984	9,884,900
Federal Agencies	3130ASME6	Federal Home Loan Bank	7/8/2022	7/8/2024	3.00	15,000,000	14,970,900	14,992,476	14,827,350
Federal Agencies	3130ASME6	Federal Home Loan Bank	7/8/2022	7/8/2024	3.00	17,500,000	17,466,050	17,491,222	17,298,575
Federal Agencies	3130AWFH8	Federal Home Loan Bank	6/13/2023	7/12/2024	5.51	50,000,000	50,000,000	50,000,000	49,969,500
Federal Agencies	3133EMV25	Federal Farm Credit Bank	8/6/2021	7/23/2024	0.45	50,000,000	50,092,000	50,017,346	48,754,000
Federal Agencies	3133EPBF1	Federal Farm Credit Bank	2/21/2023	8/21/2024	4.88	10,000,000	9,995,700	9,998,168	9,987,600
Federal Agencies	3133EPBF1	Federal Farm Credit Bank	2/21/2023	8/21/2024	4.88	20,000,000	19,992,000	19,996,592	19,975,200
Federal Agencies	3133EPBF1	Federal Farm Credit Bank	2/21/2023	8/21/2024	4.88	25,000,000	24,990,000	24,995,740	24,969,000
Federal Agencies	3133ENJ84	Federal Farm Credit Bank	8/26/2022	8/26/2024	3.38	50,000,000	49,916,500	49,972,814	49,514,000
Federal Agencies	3130ATVD6	Federal Home Loan Bank	11/10/2022	9/13/2024	4.88	50,000,000	50,062,000	50,023,584	49,964,000
Federal Agencies	3133EM5X6	Federal Farm Credit Bank	9/23/2021	9/23/2024	0.43	25,000,000	24,974,750	24,993,872	24,206,750
Federal Agencies	3133EM5X6	Federal Farm Credit Bank	9/23/2021	9/23/2024	0.43	50,000,000	49,949,500	49,987,744	48,413,500
Federal Agencies	3133EM5X6	Federal Farm Credit Bank	9/23/2021	9/23/2024	0.43	50,000,000	49,949,500	49,987,744	48,413,500
Federal Agencies	3133ENP79	Federal Farm Credit Bank	9/26/2022	9/26/2024	4.25	50,000,000	49,996,000	49,998,528	49,727,500
Federal Agencies	3130ATT31	Federal Home Loan Bank	11/1/2022	10/3/2024	4.50	50,000,000	49,860,500	49,945,154	49,820,000
Federal Agencies	3135GAFY2	Fannie Mae	4/3/2023	10/3/2024	5.32	25,000,000	25,000,000	25,000,000	24,956,500
Federal Agencies	3135GAFY2	Fannie Mae	4/3/2023	10/3/2024	5.32	25,000,000	25,000,000	25,000,000	24,956,500
Federal Agencies	3135GAFY2	Fannie Mae	4/3/2023	10/3/2024	5.32	50,000,000	50,000,000	50,000,000	49,913,000
Federal Agencies	3133EPHD0	Federal Farm Credit Bank	4/28/2023	10/28/2024	4.50	20,000,000	19,968,400	19,982,675	19,938,200
Federal Agencies	3133EPHD0	Federal Farm Credit Bank	4/28/2023	10/28/2024	4.50	25,000,000	24,959,000	24,977,521	24,922,750
Federal Agencies	3133ENEJ5	Federal Farm Credit Bank	11/18/2021	11/18/2024	0.88	10,000,000	9,988,500	9,996,621	9,655,300
Federal Agencies	3133ENEJ5	Federal Farm Credit Bank	11/18/2021	11/18/2024	0.88	10,000,000	9,988,500	9,996,621	9,655,300
Federal Agencies	3133ENEJ5	Federal Farm Credit Bank	11/18/2021	11/18/2024	0.88	50,000,000	49,942,500	49,983,107	48,276,500
Federal Agencies	3133ENZ94	Federal Farm Credit Bank	11/18/2022	11/18/2024	4.50	25,000,000	24,973,500	24,988,327	24,908,750
Federal Agencies	3133ELCP7	Federal Farm Credit Bank	12/3/2019	12/3/2024	1.63	25,000,000	24,960,000	24,992,622	24,270,250
Federal Agencies	3133ENGQ7	Federal Farm Credit Bank	12/9/2021	12/9/2024	0.92	50,000,000	49,985,000	49,995,306	48,264,000
Federal Agencies	3133ENGQ7	Federal Farm Credit Bank	12/9/2021	12/9/2024	0.92	50,000,000	49,963,000	49,988,421	48,264,000
Federal Agencies	3133EN4N7	Federal Farm Credit Bank	12/20/2022	12/20/2024	4.25	10,000,000	9,982,900	9,991,719	9,942,300
Federal Agencies	3133EN4N7	Federal Farm Credit Bank	12/20/2022	12/20/2024	4.25	25,000,000	24,954,500	24,977,966	24,855,750
Federal Agencies	3133EN4N7	Federal Farm Credit Bank	12/20/2022	12/20/2024	4.25	25,000,000	24,954,500	24,977,966	24,855,750
Federal Agencies	3135GAG39	Fannie Mae	3/30/2023	12/30/2024	5.38	25,000,000	25,000,000	25,000,000	24,933,750
Federal Agencies	3135GAG39	Fannie Mae	3/30/2023	12/30/2024	5.38	25,000,000	25,000,000	25,000,000	24,933,750
Federal Agencies	3135GAG39	Fannie Mae	3/30/2023	12/30/2024	5.38	25,000,000	25,000,000	25,000,000	24,933,750
Federal Agencies	3135GAG39	Fannie Mae	3/30/2023	12/30/2024	5.38	25,000,000	25,000,000	25,000,000	24,933,750
Federal Agencies	3133ENKS8	Federal Farm Credit Bank	1/11/2022	1/6/2025	1.13	20,000,000	19,955,000	19,984,698	19,329,600
Federal Agencies	3133ENKS8	Federal Farm Credit Bank	1/11/2022	1/6/2025	1.13	25,000,000	24,943,750	24,980,872	24,162,000
Federal Agencies	3133ENKS8	Federal Farm Credit Bank	1/11/2022	1/6/2025	1.13	25,000,000	24,943,750	24,980,872	24,162,000
Federal Agencies	3135G0X24	Fannie Mae	4/21/2021	1/7/2025	1.63	39,060,000	40,632,556	39,491,091	37,854,218
Federal Agencies	3133ENZ37	Federal Farm Credit Bank	11/10/2022	1/10/2025	4.88	10,000,000	9,999,400	9,999,716	10,031,500



# Investment Inventory

## Pooled Fund

Type of Investment	CUSIP	Issuer Name	Settle Date	Maturity		Par Value	Original Cost	Amortized	
				Date	Coupon			Book Value	Market Value
Federal Agencies	3133ENZ37	Federal Farm Credit Bank	11/10/2022	1/10/2025	4.88	20,000,000	19,998,800	19,999,432	20,063,000
Federal Agencies	3133ENZ37	Federal Farm Credit Bank	11/10/2022	1/10/2025	4.88	20,000,000	19,999,580	19,999,801	20,063,000
Federal Agencies	3133EPAG0	Federal Farm Credit Bank	2/10/2023	2/10/2025	4.25	10,000,000	9,947,200	9,970,675	9,966,300
Federal Agencies	3133EPAG0	Federal Farm Credit Bank	2/10/2023	2/10/2025	4.25	29,875,000	29,716,065	29,786,727	29,774,321
Federal Agencies	3137EAEP0	Freddie Mac	2/14/2020	2/12/2025	1.50	5,000,000	4,996,150	4,999,139	4,827,700
Federal Agencies	3137EAEP0	Freddie Mac	2/14/2020	2/12/2025	1.50	5,000,000	4,996,150	4,999,139	4,827,700
Federal Agencies	3137EAEP0	Freddie Mac	2/14/2020	2/12/2025	1.50	5,000,000	4,996,150	4,999,139	4,827,700
Federal Agencies	3137EAEP0	Freddie Mac	2/14/2020	2/12/2025	1.50	15,000,000	14,988,450	14,997,418	14,483,100
Federal Agencies	3137EAEP0	Freddie Mac	2/14/2020	2/12/2025	1.50	50,000,000	49,961,500	49,991,393	48,277,000
Federal Agencies	3137EAEP0	Freddie Mac	4/21/2021	2/12/2025	1.50	53,532,000	55,450,052	54,093,784	51,687,287
Federal Agencies	3130AUVZ4	Federal Home Loan Bank	2/13/2023	2/13/2025	4.50	50,000,000	49,921,500	49,956,079	49,887,000
Federal Agencies	3130AV7L0	Federal Home Loan Bank	3/3/2023	2/28/2025	5.00	25,000,000	24,967,000	24,980,780	25,095,250
Federal Agencies	3130AV7L0	Federal Home Loan Bank	3/3/2023	2/28/2025	5.00	35,000,000	34,953,800	34,973,092	35,133,350
Federal Agencies	3133ELQY3	Federal Farm Credit Bank	3/23/2020	3/3/2025	1.21	16,000,000	15,990,720	15,997,806	15,399,360
Federal Agencies	3133ELQY3	Federal Farm Credit Bank	3/23/2020	3/3/2025	1.21	24,000,000	23,964,240	23,991,545	23,099,040
Federal Agencies	3133EMWT5	Federal Farm Credit Bank	4/21/2021	4/21/2025	0.60	50,000,000	49,973,500	49,991,366	47,600,500
Federal Agencies	3135G03U5	Fannie Mae	12/8/2021	4/22/2025	0.63	37,938,000	37,367,792	37,717,050	36,076,382
Federal Agencies	3135G03U5	Fannie Mae	7/12/2021	4/22/2025	0.63	50,000,000	50,108,000	50,037,330	47,546,500
Federal Agencies	3135G03U5	Fannie Mae	12/8/2021	4/22/2025	0.63	50,000,000	49,243,950	49,707,038	47,546,500
Federal Agencies	3133ENXE5	Federal Farm Credit Bank	5/23/2022	5/23/2025	2.85	6,000,000	5,991,600	5,996,107	5,864,640
Federal Agencies	3133ENXE5	Federal Farm Credit Bank	5/23/2022	5/23/2025	2.85	20,000,000	19,972,000	19,987,022	19,548,800
Federal Agencies	3130AWER7	Federal Home Loan Bank	6/12/2023	6/6/2025	4.63	10,000,000	9,991,700	9,994,024	10,057,500
Federal Agencies	3130AWER7	Federal Home Loan Bank	6/12/2023	6/6/2025	4.63	15,000,000	14,987,550	14,991,036	15,086,250
Federal Agencies	3130AWER7	Federal Home Loan Bank	6/12/2023	6/6/2025	4.63	25,000,000	24,979,250	24,985,060	25,143,750
Federal Agencies	3130AWER7	Federal Home Loan Bank	6/12/2023	6/6/2025	4.63	52,000,000	51,956,840	51,968,925	52,299,000
Federal Agencies	3130ASG86	Federal Home Loan Bank	8/4/2022	6/13/2025	3.38	11,940,000	12,000,178	11,970,492	11,761,139
Federal Agencies	3130ASG86	Federal Home Loan Bank	8/3/2022	6/13/2025	3.38	12,700,000	12,806,045	12,753,682	12,509,754
Federal Agencies	3130ATST5	Federal Home Loan Bank	5/10/2023	6/13/2025	4.38	3,000,000	3,012,270	3,008,485	2,996,640
Federal Agencies	3130ATST5	Federal Home Loan Bank	5/8/2023	6/13/2025	4.38	9,915,000	9,975,878	9,956,988	9,903,895
Federal Agencies	3130ATST5	Federal Home Loan Bank	5/8/2023	6/13/2025	4.38	10,000,000	10,065,000	10,044,831	9,988,800
Federal Agencies	3130ATST5	Federal Home Loan Bank	5/11/2023	6/13/2025	4.38	10,000,000	10,036,000	10,024,927	9,988,800
Federal Agencies	3130ATST5	Federal Home Loan Bank	5/17/2023	6/13/2025	4.38	24,000,000	24,079,440	24,055,440	23,973,120
Federal Agencies	3130ATST5	Federal Home Loan Bank	5/9/2023	6/13/2025	4.38	25,500,000	25,624,695	25,586,114	25,471,440
Federal Agencies	3130AWLY4	Federal Home Loan Bank	7/25/2023	6/13/2025	5.13	10,800,000	10,818,036	10,813,848	10,889,964
Federal Agencies	3130AWLY4	Federal Home Loan Bank	7/25/2023	6/13/2025	5.13	48,150,000	48,241,967	48,220,610	48,551,090
Federal Agencies	3133EN4B3	Federal Farm Credit Bank	12/13/2022	6/13/2025	4.25	15,000,000	14,988,383	14,993,269	14,938,500
Federal Agencies	3133EN4B3	Federal Farm Credit Bank	12/13/2022	6/13/2025	4.25	15,000,000	14,989,800	14,994,090	14,938,500
Federal Agencies	3133EN4B3	Federal Farm Credit Bank	12/13/2022	6/13/2025	4.25	15,000,000	14,989,050	14,993,655	14,938,500
Federal Agencies	3133ENYQ7	Federal Farm Credit Bank	6/13/2022	6/13/2025	2.95	50,000,000	49,975,500	49,988,175	48,935,000
Federal Agencies	3135G04Z3	Fannie Mae	12/8/2021	6/17/2025	0.50	4,655,000	4,656,640	4,614,265	4,393,389
Federal Agencies	3135G04Z3	Fannie Mae	12/8/2021	6/17/2025	0.50	10,000,000	9,789,600	9,912,865	9,438,000
Federal Agencies	3130AN4A5	Federal Home Loan Bank	7/12/2021	6/30/2025	0.70	17,680,000	17,734,631	17,700,586	16,729,523
Federal Agencies	3133EPKA2	Federal Farm Credit Bank	5/18/2023	8/18/2025	4.00	25,000,000	24,982,000	24,986,987	24,823,000
Federal Agencies	3133EPKA2	Federal Farm Credit Bank	5/18/2023	8/18/2025	4.00	26,500,000	26,488,835	26,488,313	26,312,380
Federal Agencies	3133EPKA2	Federal Farm Credit Bank	5/18/2023	8/18/2025	4.00	30,000,000	29,981,700	29,986,770	29,787,600
Federal Agencies	3135G05X7	Fannie Mae	3/4/2021	8/25/2025	0.38	25,000,000	24,684,250	24,883,742	23,377,500
Federal Agencies	3135G05X7	Fannie Mae	2/25/2021	8/25/2025	0.38	72,500,000	71,862,000	72,266,093	67,794,750
Federal Agencies	3130A8ZQ9	Federal Home Loan Bank	11/2/2021	9/12/2025	1.75	10,295,000	10,575,333	10,418,267	9,849,535
Federal Agencies	3133EPVY8	Federal Farm Credit Bank	9/15/2023	9/15/2025	5.00	8,230,000	8,224,074	8,224,950	8,298,721
Federal Agencies	3133EPVY8	Federal Farm Credit Bank	9/15/2023	9/15/2025	5.00	15,000,000	14,981,850	14,984,532	15,125,250

# Investment Inventory

## Pooled Fund

Type of Investment	CUSIP	Issuer Name	Settle Date	Maturity		Par Value	Original Cost	Amortized	
				Date	Coupon			Book Value	Market Value
Federal Agencies	3133EPVY8	Federal Farm Credit Bank	9/15/2023	9/15/2025	5.00	20,000,000	19,975,800	19,979,375	20,167,000
Federal Agencies	3137EAEX3	Freddie Mac	3/4/2021	9/23/2025	0.38	22,600,000	22,295,352	22,484,475	21,097,552
Federal Agencies	3133EPDL6	Federal Farm Credit Bank	3/15/2023	10/1/2025	4.85	50,000,000	50,000,000	50,000,000	50,403,500
Federal Agencies	3133EPYW9	Federal Farm Credit Bank	10/20/2023	10/20/2025	5.13	24,000,000	23,923,440	23,931,086	24,306,000
Federal Agencies	3133EPYW9	Federal Farm Credit Bank	10/20/2023	10/20/2025	5.13	25,000,000	24,985,500	24,986,948	25,318,750
Federal Agencies	3133EPYW9	Federal Farm Credit Bank	10/20/2023	10/20/2025	5.13	35,000,000	34,972,350	34,975,111	35,446,250
Federal Agencies	3133EPYW9	Federal Farm Credit Bank	10/20/2023	10/20/2025	5.13	50,000,000	49,972,000	49,974,796	50,637,500
Federal Agencies	3133ENEG1	Federal Farm Credit Bank	11/17/2021	11/17/2025	1.05	39,675,000	39,622,232	39,650,223	37,344,491
Federal Agencies	3133ENEG1	Federal Farm Credit Bank	11/17/2021	11/17/2025	1.05	55,000,000	54,923,000	54,963,845	51,769,300
Federal Agencies	3133ENHM5	Federal Farm Credit Bank	12/16/2021	12/16/2025	1.17	45,000,000	44,954,100	44,977,537	42,364,350
Federal Agencies	3133ENHM5	Federal Farm Credit Bank	12/16/2021	12/16/2025	1.17	50,000,000	49,949,000	49,975,041	47,071,500
Federal Agencies	3133EN5E6	Federal Farm Credit Bank	12/29/2022	12/29/2025	4.00	15,000,000	14,954,700	14,969,910	14,910,900
Federal Agencies	3133EN5E6	Federal Farm Credit Bank	12/29/2022	12/29/2025	4.00	20,000,000	19,939,600	19,959,880	19,881,200
Federal Agencies	3133EN5E6	Federal Farm Credit Bank	12/29/2022	12/29/2025	4.00	25,000,000	24,923,750	24,949,352	24,851,500
Federal Agencies	3133EN6A3	Federal Farm Credit Bank	1/13/2023	1/13/2026	4.00	20,000,000	19,982,400	19,988,069	19,858,400
Federal Agencies	3133EN6A3	Federal Farm Credit Bank	1/13/2023	1/13/2026	4.00	30,000,000	29,977,200	29,984,543	29,787,600
Federal Agencies	3130AUTC8	Federal Home Loan Bank	2/9/2023	2/6/2026	4.01	21,100,000	20,985,427	21,019,600	21,050,415
Federal Agencies	3133EPJX4	Federal Farm Credit Bank	5/17/2023	2/17/2026	3.63	25,000,000	24,928,500	24,944,760	24,695,750
Federal Agencies	3133EPJX4	Federal Farm Credit Bank	5/17/2023	2/17/2026	3.63	30,000,000	29,905,500	29,926,990	29,634,900
Federal Agencies	3133EPBJ3	Federal Farm Credit Bank	2/23/2023	2/23/2026	4.38	25,000,000	24,953,500	24,966,737	25,087,750
Federal Agencies	3133EPBJ3	Federal Farm Credit Bank	2/23/2023	2/23/2026	4.38	28,000,000	27,954,080	27,967,152	28,098,280
Federal Agencies	3133EPBJ3	Federal Farm Credit Bank	2/23/2023	2/23/2026	4.38	50,000,000	49,918,000	49,941,343	50,175,500
Federal Agencies	3133ENJ35	Federal Farm Credit Bank	8/25/2022	2/25/2026	3.32	35,000,000	34,957,650	34,973,994	34,324,150
Federal Agencies	3130AXB31	Federal Home Loan Bank	11/2/2023	3/13/2026	4.88	10,000,000	9,953,900	9,957,109	10,140,300
Federal Agencies	3130AXB31	Federal Home Loan Bank	11/2/2023	3/13/2026	4.88	10,000,000	9,950,700	9,954,132	10,140,300
Federal Agencies	3130AXB31	Federal Home Loan Bank	11/2/2023	3/13/2026	4.88	10,000,000	9,950,700	9,954,132	10,140,300
Federal Agencies	3133EMZ21	Federal Farm Credit Bank	8/9/2021	4/6/2026	0.69	15,500,000	15,458,150	15,479,678	14,329,905
Federal Agencies	3133ENUD0	Federal Farm Credit Bank	4/8/2022	4/8/2026	2.64	20,000,000	19,961,200	19,978,011	19,343,600
Federal Agencies	3133ENUD0	Federal Farm Credit Bank	4/8/2022	4/8/2026	2.64	30,000,000	29,941,800	29,967,016	29,015,400
Federal Agencies	3130AVWS7	Federal Home Loan Bank	5/10/2023	6/12/2026	3.75	17,045,000	16,991,479	17,002,667	16,898,583
Federal Agencies	3130AVWS7	Federal Home Loan Bank	5/17/2023	6/12/2026	3.75	20,000,000	19,939,200	19,951,609	19,828,200
Federal Agencies	3130AWAH3	Federal Home Loan Bank	6/1/2023	6/12/2026	4.00	10,000,000	9,934,300	9,947,001	9,971,600
Federal Agencies	3130AWAH3	Federal Home Loan Bank	6/1/2023	6/12/2026	4.00	15,000,000	14,899,350	14,918,807	14,957,400
Federal Agencies	3130AWLZ1	Federal Home Loan Bank	7/10/2023	6/12/2026	4.75	50,000,000	49,856,000	49,879,596	50,638,000
Federal Agencies	3133EPMU6	Federal Farm Credit Bank	6/15/2023	6/15/2026	4.25	20,000,000	19,969,200	19,974,820	20,032,400
Federal Agencies	3133EPMU6	Federal Farm Credit Bank	6/15/2023	6/15/2026	4.25	24,700,000	24,640,226	24,651,134	24,740,014
Federal Agencies	3133EPMU6	Federal Farm Credit Bank	6/15/2023	6/15/2026	4.25	30,000,000	29,951,400	29,960,269	30,048,600
Federal Agencies	3133EPNG6	Federal Farm Credit Bank	6/23/2023	6/23/2026	4.38	25,000,000	24,986,750	24,989,071	25,117,000
Federal Agencies	3133EPNG6	Federal Farm Credit Bank	6/23/2023	6/23/2026	4.38	25,000,000	24,986,750	24,989,071	25,117,000
Federal Agencies	3133EPNG6	Federal Farm Credit Bank	6/23/2023	6/23/2026	4.38	50,000,000	49,973,500	49,978,142	50,234,000
Federal Agencies	3133EPVP7	Federal Farm Credit Bank	9/8/2023	7/8/2026	4.75	10,000,000	9,991,700	9,992,623	10,135,500
Federal Agencies	3133EPVP7	Federal Farm Credit Bank	9/8/2023	7/8/2026	4.75	19,000,000	18,984,800	18,986,491	19,257,450
Federal Agencies	3133EPVP7	Federal Farm Credit Bank	9/8/2023	7/8/2026	4.75	21,000,000	20,982,780	20,984,695	21,284,550
Federal Agencies	3130ANNM8	Federal Home Loan Bank	8/19/2021	7/13/2026	1.05	25,000,000	25,000,000	25,000,000	23,046,500
Federal Agencies	3130ANNM8	Federal Home Loan Bank	8/19/2021	7/13/2026	1.05	25,000,000	25,000,000	25,000,000	23,046,500
Federal Agencies	3130ANNM8	Federal Home Loan Bank	8/19/2021	7/13/2026	1.05	25,000,000	25,000,000	25,000,000	23,046,500
Federal Agencies	3130ANNM8	Federal Home Loan Bank	8/19/2021	7/13/2026	1.05	25,000,000	25,000,000	25,000,000	23,046,500
Federal Agencies	3130ANMP2	Federal Home Loan Bank	8/20/2021	7/27/2026	1.07	25,000,000	25,000,000	25,000,000	23,030,000
Federal Agencies	3130ANMP2	Federal Home Loan Bank	8/20/2021	7/27/2026	1.07	25,000,000	25,000,000	25,000,000	23,030,000
Federal Agencies	3130ANMP2	Federal Home Loan Bank	8/20/2021	7/27/2026	1.07	25,000,000	25,000,000	25,000,000	23,030,000

# Investment Inventory

## Pooled Fund

Type of Investment	CUSIP	Issuer Name	Maturity			Par Value	Original Cost	Amortized	
			Settle Date	Date	Coupon			Book Value	Market Value
Federal Agencies	3130ANMP2	Federal Home Loan Bank	8/20/2021	7/27/2026	1.07	25,000,000	25,000,000	25,000,000	23,030,000
Federal Agencies	3133EPZY4	Federal Farm Credit Bank	10/30/2023	7/30/2026	5.00	3,000,000	2,991,930	2,992,436	3,063,330
Federal Agencies	3133EPZY4	Federal Farm Credit Bank	10/30/2023	7/30/2026	5.00	9,615,000	9,589,136	9,590,759	9,817,973
Federal Agencies	3133EPZY4	Federal Farm Credit Bank	10/30/2023	7/30/2026	5.00	16,000,000	15,956,960	15,959,661	16,337,760
Federal Agencies	3133EPZY4	Federal Farm Credit Bank	10/30/2023	7/30/2026	5.00	25,000,000	24,936,750	24,940,719	25,527,750
Federal Agencies	3130ANTG5	Federal Home Loan Bank	9/13/2021	8/10/2026	1.05	25,000,000	25,000,000	25,000,000	22,995,500
Federal Agencies	3130ANTG5	Federal Home Loan Bank	9/13/2021	8/10/2026	1.05	25,000,000	25,000,000	25,000,000	22,995,500
Federal Agencies	3130ANTG5	Federal Home Loan Bank	9/13/2021	8/10/2026	1.05	25,000,000	25,000,000	25,000,000	22,995,500
Federal Agencies	3130ANTG5	Federal Home Loan Bank	9/13/2021	8/10/2026	1.05	25,000,000	25,000,000	25,000,000	22,995,500
Federal Agencies	3133EPSW6	Federal Farm Credit Bank	8/14/2023	8/14/2026	4.50	50,000,000	49,885,000	49,899,690	50,433,500
Federal Agencies	3130AP6T7	Federal Home Loan Bank	10/1/2021	9/3/2026	1.08	25,000,000	25,000,000	25,000,000	22,960,250
Federal Agencies	3130AP6T7	Federal Home Loan Bank	10/1/2021	9/3/2026	1.08	25,000,000	25,000,000	25,000,000	22,960,250
Federal Agencies	3130AP6T7	Federal Home Loan Bank	10/1/2021	9/3/2026	1.08	25,000,000	25,000,000	25,000,000	22,960,250
Federal Agencies	3133EMX7	Federal Farm Credit Bank	12/12/2023	9/10/2026	0.80	28,975,000	26,174,277	26,230,123	26,549,213
Federal Agencies	3130AXCP1	Federal Home Loan Bank	10/18/2023	9/11/2026	4.88	11,895,000	11,821,965	11,827,137	12,130,759
Federal Agencies	3130APPR0	Federal Home Loan Bank	11/18/2021	10/19/2026	1.43	25,000,000	25,000,000	25,000,000	23,104,250
Federal Agencies	3130APPR0	Federal Home Loan Bank	11/18/2021	10/19/2026	1.43	25,000,000	25,000,000	25,000,000	23,104,250
Federal Agencies	3130APPR0	Federal Home Loan Bank	11/18/2021	10/19/2026	1.43	25,000,000	25,000,000	25,000,000	23,104,250
Federal Agencies	3133EPZA6	Federal Farm Credit Bank	10/20/2023	10/20/2026	4.88	14,000,000	13,904,940	13,911,272	14,294,420
Federal Agencies	3133EPZA6	Federal Farm Credit Bank	10/20/2023	10/20/2026	4.88	30,000,000	29,834,100	29,845,150	30,630,900
Federal Agencies	3134GYRY0	Freddie Mac	5/9/2023	11/2/2026	5.29	25,000,000	25,000,000	25,000,000	24,927,500
Federal Agencies	3134GYRY0	Freddie Mac	5/9/2023	11/2/2026	5.29	25,000,000	25,000,000	25,000,000	24,927,500
Federal Agencies	3134GYRY0	Freddie Mac	5/9/2023	11/2/2026	5.29	25,000,000	25,000,000	25,000,000	24,927,500
Federal Agencies	3130AQ7L1	Federal Home Loan Bank	12/16/2021	11/16/2026	1.61	25,000,000	25,000,000	25,000,000	23,161,250
Federal Agencies	3130AQ7L1	Federal Home Loan Bank	12/16/2021	11/16/2026	1.61	25,000,000	25,000,000	25,000,000	23,161,250
Federal Agencies	3130AQ7L1	Federal Home Loan Bank	12/16/2021	11/16/2026	1.61	25,000,000	25,000,000	25,000,000	23,161,250
Federal Agencies	3130AQ7L1	Federal Home Loan Bank	12/16/2021	11/16/2026	1.61	25,000,000	25,000,000	25,000,000	23,161,250
Federal Agencies	3130AXU63	Federal Home Loan Bank	11/17/2023	11/17/2026	4.63	50,000,000	49,911,500	49,915,134	50,729,000
Federal Agencies	3130AQJ95	Federal Home Loan Bank	1/14/2022	12/14/2026	1.65	25,000,000	25,000,000	25,000,000	23,149,500
Federal Agencies	3130AQJ95	Federal Home Loan Bank	1/14/2022	12/14/2026	1.65	25,000,000	25,000,000	25,000,000	23,149,500
Federal Agencies	3130AQJ95	Federal Home Loan Bank	1/14/2022	12/14/2026	1.65	25,000,000	25,000,000	25,000,000	23,149,500
Federal Agencies	3130ARB59	Federal Home Loan Bank	3/22/2022	3/8/2027	2.35	25,000,000	25,000,000	25,000,000	23,625,000
Federal Agencies	3130ARB59	Federal Home Loan Bank	3/22/2022	3/8/2027	2.35	25,000,000	25,000,000	25,000,000	23,625,000
Federal Agencies	3130ARB59	Federal Home Loan Bank	3/22/2022	3/8/2027	2.35	25,000,000	25,000,000	25,000,000	23,625,000
Federal Agencies	3133ENRD4	Federal Farm Credit Bank	3/16/2022	3/10/2027	1.68	48,573,000	47,432,020	47,843,274	45,151,518
Federal Agencies	3133ENTS9	Federal Farm Credit Bank	4/6/2022	4/5/2027	2.60	22,500,000	22,392,338	22,429,798	21,510,900
Federal Agencies	3133ENTS9	Federal Farm Credit Bank	4/6/2022	4/5/2027	2.60	24,500,000	24,377,010	24,419,804	23,422,980
Federal Agencies	3133ENTS9	Federal Farm Credit Bank	4/6/2022	4/5/2027	2.60	25,000,000	24,804,000	24,872,197	23,901,000
Federal Agencies	3133EN2L3	Federal Farm Credit Bank	11/17/2022	5/17/2027	4.13	4,650,000	4,646,792	4,647,593	4,661,393
Federal Agencies	3133EN2L3	Federal Farm Credit Bank	11/17/2022	5/17/2027	4.13	5,000,000	4,996,550	4,997,411	5,012,250
Federal Agencies	3133EN2L3	Federal Farm Credit Bank	11/17/2022	5/17/2027	4.13	21,000,000	20,987,001	20,990,247	21,051,450
Federal Agencies	3133EN2L3	Federal Farm Credit Bank	11/17/2022	5/17/2027	4.13	25,000,000	24,982,750	24,987,057	25,061,250
Federal Agencies	3133EPP66	Federal Farm Credit Bank	12/20/2023	5/20/2027	4.00	31,000,000	30,906,760	30,906,667	31,016,430
Federal Agencies	3133EPP66	Federal Farm Credit Bank	12/20/2023	5/20/2027	4.00	58,850,000	58,662,269	58,664,075	58,881,191
Federal Agencies	3130ASGU7	Federal Home Loan Bank	7/19/2022	6/11/2027	3.50	10,000,000	10,141,500	10,099,477	9,829,200

# Investment Inventory

## Pooled Fund

Type of Investment	CUSIP	Issuer Name	Maturity			Amortized				
			Settle Date	Date	Coupon	Par Value	Original Cost	Book Value	Market Value	
Federal Agencies	3130ASGU7	Federal Home Loan Bank	7/19/2022	6/11/2027	3.50	12,375,000	12,552,829	12,500,017	12,163,635	
Federal Agencies	3130ASGU7	Federal Home Loan Bank	7/20/2022	6/11/2027	3.50	21,725,000	22,016,550	21,930,080	21,353,937	
Federal Agencies	3133EPMV4	Federal Farm Credit Bank	6/15/2023	6/15/2027	4.13	28,940,000	28,911,928	28,915,771	29,017,270	
Federal Agencies	3133ENZK9	Federal Farm Credit Bank	7/7/2022	6/28/2027	3.24	27,865,000	28,099,066	28,029,117	27,146,362	
Federal Agencies	3134GYYG1	Freddie Mac	8/16/2023	8/16/2027	6.00	25,000,000	25,000,000	25,000,000	24,999,000	
Federal Agencies	3134GYYG1	Freddie Mac	8/16/2023	8/16/2027	6.00	25,000,000	25,000,000	25,000,000	24,999,000	
Federal Agencies	3133EPBM6	Federal Farm Credit Bank	2/23/2023	8/23/2027	4.13	10,000,000	9,974,000	9,980,940	10,030,800	
Federal Agencies	3133EPC60	Federal Farm Credit Bank	11/15/2023	11/15/2027	4.63	27,950,000	27,834,008	27,837,739	28,590,894	
Federal Agencies	3133EPC60	Federal Farm Credit Bank	11/15/2023	11/15/2027	4.63	33,300,000	33,161,472	33,165,928	34,063,569	
Federal Agencies	3133EPSK2	Federal Farm Credit Bank	8/7/2023	8/7/2028	4.25	19,500,000	19,412,250	19,419,310	19,691,295	
Federal Agencies	3133EPUN3	Federal Farm Credit Bank	8/28/2023	8/28/2028	4.50	10,000,000	9,979,100	9,980,541	10,203,300	
Federal Agencies	3133EPUN3	Federal Farm Credit Bank	8/28/2023	8/28/2028	4.50	15,000,000	14,962,800	14,965,366	15,304,950	
Federal Agencies	3133EPUN3	Federal Farm Credit Bank	8/28/2023	8/28/2028	4.50	25,000,000	24,943,500	24,947,397	25,508,250	
Federal Agencies	3133EPUN3	Federal Farm Credit Bank	8/28/2023	8/28/2028	4.50	33,000,000	32,904,960	32,911,514	33,670,890	
Federal Agencies	3133EPC45	Federal Farm Credit Bank	11/13/2023	11/13/2028	4.63	12,000,000	11,984,040	11,984,468	12,380,280	
Federal Agencies	3133EPC45	Federal Farm Credit Bank	11/13/2023	11/13/2028	4.63	20,000,000	19,971,600	19,972,362	20,633,800	
Federal Agencies	3133EPC45	Federal Farm Credit Bank	11/13/2023	11/13/2028	4.63	55,000,000	54,922,285	54,924,369	56,742,950	
<b>Subtotals</b>						<b>2.99</b>	<b>\$ 6,615,228,000</b>	<b>\$ 6,606,179,709</b>	<b>\$ 6,606,693,647</b>	<b>\$ 6,486,972,395</b>
Public Time Deposits	PPG24NBE1	Bank of San Francisco	7/10/2023	1/8/2024	5.54	\$ 10,000,000	\$ 10,000,000	\$ 10,000,000	\$ 10,000,000	
Public Time Deposits	PPG250Y96	Bridge Bank NA	7/17/2023	1/16/2024	5.49	10,000,000	10,000,000	10,000,000	10,000,000	
Public Time Deposits	PPG1KB100	Bank of San Francisco	12/4/2023	6/3/2024	5.44	10,000,000	10,000,000	10,000,000	10,000,000	
Public Time Deposits	PPG2JA6N9	Bridge Bank NA	12/18/2023	6/17/2024	5.36	10,000,000	10,000,000	10,000,000	10,000,000	
<b>Subtotals</b>						<b>5.46</b>	<b>\$ 40,000,000</b>	<b>\$ 40,000,000</b>	<b>\$ 40,000,000</b>	<b>\$ 40,000,000</b>
Negotiable CDs	89115BPB0	Toronto Dominion Bank/NY	1/5/2023	1/3/2024	5.43	\$ 50,000,000	\$ 50,000,000	\$ 50,000,000	\$ 49,998,500	
Negotiable CDs	89115BPF1	Toronto Dominion Bank/NY	1/5/2023	1/5/2024	5.43	50,000,000	50,000,000	50,000,000	49,998,000	
Negotiable CDs	06367D3V5	Bank of Montreal/CHI	1/13/2023	1/12/2024	5.24	70,000,000	70,000,000	70,000,000	69,989,500	
Negotiable CDs	89115BQB9	Toronto Dominion Bank/NY	1/17/2023	1/17/2024	5.24	50,000,000	50,000,000	50,000,000	49,990,500	
Negotiable CDs	65603AMM0	Norinchukin Bank/NY	9/21/2023	1/23/2024	5.65	55,000,000	55,000,000	55,000,000	55,008,250	
Negotiable CDs	89115BST8	Toronto Dominion Bank/NY	1/30/2023	1/29/2024	5.21	100,000,000	100,000,000	100,000,000	99,968,000	
Negotiable CDs	89115BY79	Toronto Dominion Bank/NY	3/8/2023	1/29/2024	5.75	50,000,000	50,000,000	50,000,000	50,007,500	
Negotiable CDs	06417MT47	Bank of Nova Scotia/HOU	2/10/2023	2/9/2024	5.43	50,000,000	50,000,000	50,000,000	49,990,000	
Negotiable CDs	89115BWK2	Toronto Dominion Bank/NY	3/1/2023	2/22/2024	5.58	50,000,000	50,000,000	50,000,000	49,995,000	
Negotiable CDs	89115BXF2	Toronto Dominion Bank/NY	3/6/2023	3/6/2024	5.60	50,000,000	50,000,000	50,000,000	49,991,500	
Negotiable CDs	65603APG0	Norinchukin Bank/NY	10/25/2023	4/23/2024	5.83	50,000,000	50,000,000	50,000,000	50,044,000	
Negotiable CDs	78015JHT7	Royal Bank of Canada/NY	12/8/2023	6/3/2024	5.53	60,000,000	60,000,000	60,000,000	60,026,400	
Negotiable CDs	89115BNG1	Toronto Dominion Bank/NY	6/27/2023	6/5/2024	5.85	50,000,000	50,000,000	50,000,000	50,056,000	
Negotiable CDs	06367DBJ3	Bank of Montreal/CHI	7/17/2023	6/7/2024	5.89	50,000,000	50,000,000	50,000,000	50,071,500	
Negotiable CDs	06367DAU9	Bank of Montreal/CHI	6/27/2023	6/21/2024	5.87	100,000,000	100,000,000	100,000,000	100,143,000	
Negotiable CDs	78015JXW2	Royal Bank of Canada/NY	6/28/2023	6/28/2024	5.89	50,000,000	50,000,000	50,000,000	50,089,000	
Negotiable CDs	06367DAX3	Bank of Montreal/CHI	7/5/2023	7/1/2024	6.00	100,000,000	100,000,000	100,000,000	100,223,000	
Negotiable CDs	06367DBR5	Bank of Montreal/CHI	7/24/2023	7/1/2024	5.93	50,000,000	50,000,000	50,000,000	50,099,000	
Negotiable CDs	06367DFX8	Bank of Montreal/CHI	12/8/2023	7/1/2024	5.56	50,000,000	50,000,000	50,000,000	50,037,000	
Negotiable CDs	13606KZR0	Canadian Imperial Bank/NY	8/7/2023	7/1/2024	5.89	50,000,000	50,000,000	50,000,000	50,115,000	
Negotiable CDs	89115BNV8	Toronto Dominion Bank/NY	12/8/2023	7/1/2024	5.56	50,000,000	50,000,000	50,000,000	50,049,500	
Negotiable CDs	89115BRG7	Toronto Dominion Bank/NY	7/6/2023	7/1/2024	6.05	50,000,000	50,000,000	50,000,000	50,137,000	
Negotiable CDs	89115BS84	Toronto Dominion Bank/NY	7/17/2023	7/1/2024	5.91	50,000,000	50,000,000	50,000,000	50,105,000	
Negotiable CDs	89115BSQ4	Toronto Dominion Bank/NY	7/24/2023	7/1/2024	5.93	50,000,000	50,000,000	50,000,000	50,111,500	
Negotiable CDs	89115BV80	Toronto Dominion Bank/NY	8/2/2023	7/3/2024	5.90	50,000,000	50,000,000	50,000,000	50,108,000	

# Investment Inventory

## Pooled Fund

Type of Investment	CUSIP	Issuer Name	Settle Date	Maturity		Par Value	Original Cost	Amortized	
				Date	Coupon			Book Value	Market Value
Negotiable CDs	06367DBW4	Bank of Montreal/CHI	8/1/2023	7/29/2024	5.97	50,000,000	50,000,000	50,000,000	50,135,500
Negotiable CDs	13606KZN9	Canadian Imperial Bank/NY	8/2/2023	7/29/2024	5.92	60,000,000	60,000,000	60,000,000	60,174,000
Negotiable CDs	06367DDS1	Bank of Montreal/CHI	10/10/2023	8/9/2024	5.88	50,000,000	50,000,000	50,000,000	50,138,000
Negotiable CDs	13606KD78	Canadian Imperial Bank/NY	9/20/2023	8/12/2024	5.92	50,000,000	50,000,000	50,000,000	50,171,000
Negotiable CDs	78015J7F8	Royal Bank of Canada/NY	9/20/2023	8/12/2024	5.93	60,000,000	60,000,000	60,000,000	60,202,200
Negotiable CDs	06367DCF0	Bank of Montreal/CHI	8/28/2023	8/14/2024	6.01	50,000,000	50,000,000	50,000,000	50,170,500
Negotiable CDs	78015JE37	Royal Bank of Canada/NY	10/31/2023	8/15/2024	5.86	50,000,000	50,000,000	50,000,000	50,163,000
Negotiable CDs	13606KF92	Canadian Imperial Bank/NY	10/10/2023	8/16/2024	5.88	50,000,000	50,000,000	50,000,000	50,168,000
Negotiable CDs	78015JE78	Royal Bank of Canada/NY	10/31/2023	8/26/2024	5.86	50,000,000	50,000,000	50,000,000	50,179,000
Negotiable CDs	13606KC38	Canadian Imperial Bank/NY	9/11/2023	9/9/2024	5.94	50,000,000	50,000,000	50,000,000	50,203,000
Negotiable CDs	78015J5K9	Royal Bank of Canada/NY	9/12/2023	9/9/2024	5.90	60,000,000	60,000,000	60,000,000	60,231,000
Negotiable CDs	06367DD44	Bank of Montreal/CHI	9/22/2023	9/23/2024	5.97	50,000,000	50,000,000	50,000,000	50,209,500
Negotiable CDs	78015JAK3	Royal Bank of Canada/NY	9/22/2023	9/23/2024	5.96	60,000,000	60,000,000	60,000,000	60,277,800
Negotiable CDs	06367DE43	Bank of Montreal/CHI	11/2/2023	10/21/2024	5.86	60,000,000	60,000,000	60,000,000	60,259,800
Negotiable CDs	89115BH52	Toronto Dominion Bank/NY	10/26/2023	10/21/2024	5.93	50,000,000	50,000,000	50,000,000	50,253,000
Negotiable CDs	06367DFA8	Bank of Montreal/CHI	12/1/2023	10/24/2024	5.58	50,000,000	50,000,000	50,000,000	50,119,000
Negotiable CDs	78015JJ73	Royal Bank of Canada/NY	12/13/2023	10/24/2024	5.48	50,000,000	50,000,000	50,000,000	50,110,500
Negotiable CDs	89115BP95	Toronto Dominion Bank/NY	12/11/2023	10/24/2024	5.58	50,000,000	50,000,000	50,000,000	50,133,000
Negotiable CDs	06367DEK7	Bank of Montreal/CHI	11/8/2023	11/6/2024	5.80	50,000,000	50,000,000	50,000,000	50,214,500
<b>Subtotals</b>					<b>5.75</b>	<b>\$ 2,435,000,000</b>	<b>\$ 2,435,000,000</b>	<b>\$ 2,435,000,000</b>	<b>\$ 2,439,863,950</b>
Commercial Paper	59515MAV7	Microsoft	10/27/2023	1/29/2024	0.00	\$ 50,000,000	\$ 49,301,528	\$ 49,791,944	\$ 49,772,000
Commercial Paper	62479LBC8	MUFG Bank Ltd/NY	10/27/2023	2/12/2024	0.00	20,000,000	19,661,600	19,868,400	19,865,600
Commercial Paper	62479LBP9	MUFG Bank Ltd/NY	10/26/2023	2/23/2024	0.00	50,000,000	49,058,333	49,584,097	49,579,500
Commercial Paper	62479LCD5	MUFG Bank Ltd/NY	11/3/2023	3/13/2024	0.00	50,000,000	48,972,014	49,435,000	49,436,000
Commercial Paper	89233GCF1	Toyota Motor Credit	11/7/2023	3/15/2024	0.00	50,000,000	49,014,583	49,434,722	49,427,500
Commercial Paper	62479LCR4	MUFG Bank Ltd/NY	11/8/2023	3/25/2024	0.00	50,000,000	48,920,917	49,343,167	49,346,000
Commercial Paper	62479LCR4	MUFG Bank Ltd/NY	9/21/2023	3/25/2024	0.00	60,000,000	58,239,200	59,204,800	59,215,200
Commercial Paper	62479LCU7	MUFG Bank Ltd/NY	11/28/2023	3/28/2024	0.00	85,000,000	83,411,539	83,857,883	83,849,950
Commercial Paper	59515MD85	Microsoft	11/29/2023	4/8/2024	0.00	50,000,000	49,030,236	49,274,528	49,255,000
Commercial Paper	62479LD85	MUFG Bank Ltd/NY	12/1/2023	4/8/2024	0.00	50,000,000	49,014,583	49,251,389	49,242,000
Commercial Paper	62479LD85	MUFG Bank Ltd/NY	12/11/2023	4/8/2024	0.00	50,000,000	49,095,931	49,255,472	49,242,000
Commercial Paper	59515MDA0	Microsoft	12/12/2023	4/10/2024	0.00	55,000,000	54,021,000	54,184,167	54,164,550
Commercial Paper	89233GE36	Toyota Motor Credit	8/8/2023	5/3/2024	0.00	60,000,000	57,489,333	58,852,000	58,887,600
Commercial Paper	89233GE69	Toyota Motor Credit	8/15/2023	5/6/2024	0.00	50,000,000	47,938,889	49,020,000	49,051,500
Commercial Paper	59515ME84	Microsoft	12/13/2023	5/8/2024	0.00	50,000,000	48,909,750	49,050,667	49,049,500
Commercial Paper	59515ME84	Microsoft	12/13/2023	5/8/2024	0.00	50,000,000	48,909,750	49,050,667	49,049,500
Commercial Paper	62479LG17	MUFG Bank Ltd/NY	10/26/2023	7/1/2024	0.00	50,000,000	48,046,042	48,571,806	48,644,000
Commercial Paper	89233GG18	Toyota Motor Credit	10/23/2023	7/1/2024	0.00	50,000,000	48,036,500	48,581,917	48,670,000
Commercial Paper	89233GG18	Toyota Motor Credit	11/7/2023	7/1/2024	0.00	50,000,000	48,169,833	48,594,556	48,670,000
<b>Subtotals</b>					<b>0.00</b>	<b>\$ 980,000,000</b>	<b>\$ 955,241,561</b>	<b>\$ 964,207,181</b>	<b>\$ 964,417,400</b>
Money Market Funds	09248U718	BlackRock Liquidity Funds T-Fund	12/31/2023	1/1/2024	5.24	\$ 12,911,006	\$ 12,911,006	\$ 12,911,006	\$ 12,911,006
Money Market Funds	31607A703	Fidelity Govt Portfolio	12/31/2023	1/1/2024	5.28	743,185,698	743,185,698	743,185,698	743,185,698
Money Market Funds	608919718	Federated Hermes Govt Obligations F	12/31/2023	1/1/2024	5.27	607,367,406	607,367,406	607,367,406	607,367,406
Money Market Funds	262006208	Dreyfus Government Cash Managemen	12/31/2023	1/1/2024	5.23	15,223,806	15,223,806	15,223,806	15,223,806
Money Market Funds	85749T517	State Street Institutional U.S. Govt MM	12/31/2023	1/1/2024	5.27	804,299,620	804,299,620	804,299,620	804,299,620
Money Market Funds	61747C319	Morgan Stanley Institutional Liquidity F	12/31/2023	1/1/2024	5.26	16,381,065	16,381,065	16,381,065	16,381,065
<b>Subtotals</b>					<b>5.27</b>	<b>\$ 2,199,368,601</b>	<b>\$ 2,199,368,601</b>	<b>\$ 2,199,368,601</b>	<b>\$ 2,199,368,601</b>

## Investment Inventory Pooled Fund

Type of Investment	CUSIP	Issuer Name	Settle Date	Maturity		Coupon	Par Value	Original Cost	Amortized	
				Date	Date				Book Value	Market Value
Supranationals	45906M3B5	Int'l Bank for Recon and Dev	3/23/2022	6/14/2024	1.98	\$ 100,000,000	\$ 100,000,000	\$ 100,000,000	\$ 98,474,000	
Supranationals	4581X0EE4	Inter-American Development Bank	7/1/2022	7/1/2024	3.25	80,000,000	79,992,000	79,998,008	79,215,200	
Supranationals	459056HV2	Int'l Bank for Recon and Dev	11/2/2021	8/28/2024	1.50	50,000,000	50,984,250	50,229,340	48,847,500	
Supranationals	4581X0DZ8	Inter-American Development Bank	11/4/2021	9/23/2024	0.50	50,000,000	49,595,500	49,897,916	48,390,500	
Supranationals	45950VQG4	International Finance Corp	10/22/2021	9/23/2024	0.44	10,000,000	9,918,700	9,979,732	9,655,100	
Supranationals	4581X0CM8	Inter-American Development Bank	4/26/2021	1/15/2025	2.13	100,000,000	105,676,000	101,585,941	97,342,000	
Supranationals	459058JB0	Int'l Bank for Recon and Dev	7/23/2021	4/22/2025	0.63	40,000,000	40,086,000	40,029,965	38,001,200	
Supranationals	4581X0DN5	Inter-American Development Bank	11/1/2021	7/15/2025	0.63	28,900,000	28,519,098	28,741,948	27,237,961	
Supranationals	45950VRU2	International Finance Corp	1/26/2023	1/26/2026	4.02	100,000,000	100,000,000	100,000,000	99,112,000	
Supranationals	45818WDG8	Inter-American Development Bank	8/25/2021	2/27/2026	0.82	19,500,000	19,556,907	19,527,227	18,014,100	
Supranationals	45906M4C2	Int'l Bank for Recon and Dev	6/15/2023	6/15/2026	5.75	32,000,000	32,000,000	32,000,000	32,038,080	
<b>Subtotals</b>						<b>2.35</b>	<b>\$ 610,400,000</b>	<b>\$ 616,328,455</b>	<b>\$ 611,990,077</b>	<b>\$ 596,327,641</b>
<b>Grand Totals</b>						<b>3.12</b>	<b>\$ 16,254,996,601</b>	<b>\$ 16,224,787,358</b>	<b>\$ 16,226,391,880</b>	<b>\$ 15,932,609,237</b>

# Monthly Investment Earnings

## Pooled Fund

For month ended December 31, 2023

Type of Investment	CUSIP	Issuer Name	Par Value	Accrued Interest Earned	(Amortization) / Accretion	Realized Gain/(Loss)	Total Earnings
U.S. Treasuries	912797JP3	B 0.000 04/23/2024	\$ 100,000,000		87,000		\$ 87,000
U.S. Treasuries	9128285Z9	T 2.500 01/31/2024	50,000,000	105,299	(91,712)		13,587
U.S. Treasuries	912828B66	T 2.750 02/15/2024	50,000,000	115,829	(11,481)		104,347
U.S. Treasuries	912828G38	T 2.250 11/15/2024	50,000,000	95,810	(72,728)		23,082
U.S. Treasuries	912828G38	T 2.250 11/15/2024	50,000,000	95,810	(74,467)		21,343
U.S. Treasuries	912828R36	T 1.625 05/15/2026	50,000,000	69,196	(38,871)		30,325
U.S. Treasuries	912828R36	T 1.625 05/15/2026	50,000,000	69,196	(34,036)		35,161
U.S. Treasuries	912828XB1	T 2.125 05/15/2025	50,000,000	90,488	(65,387)		25,101
U.S. Treasuries	912828XT2	T 2.000 05/31/2024	50,000,000	84,699	(66,202)		18,498
U.S. Treasuries	912828Y87	T 1.750 07/31/2024	50,000,000	73,709	(56,226)		17,484
U.S. Treasuries	912828YM6	T 1.500 10/31/2024	50,000,000	63,874	(41,798)		22,075
U.S. Treasuries	912828YY0	T 1.750 12/31/2024	50,000,000	73,735	(49,765)		23,971
U.S. Treasuries	912828Z52	T 1.375 01/31/2025	50,000,000	57,914	(33,489)		24,426
U.S. Treasuries	912828Z52	T 1.375 01/31/2025	50,000,000	57,914	(33,700)		24,214
U.S. Treasuries	912828ZC7	T 1.125 02/28/2025	50,000,000	47,905	(21,690)		26,216
U.S. Treasuries	912828ZC7	T 1.125 02/28/2025	50,000,000	47,905	(21,636)		26,269
U.S. Treasuries	912828ZF0	T 0.500 03/31/2025	50,000,000	21,175	4,732		25,906
U.S. Treasuries	912828ZF0	T 0.500 03/31/2025	50,000,000	21,175	3,443		24,618
U.S. Treasuries	912828ZL7	T 0.375 04/30/2025	50,000,000	15,968	8,266		24,234
U.S. Treasuries	912828ZW3	T 0.250 06/30/2025	50,000,000	10,534	16,915		27,448
U.S. Treasuries	912828ZW3	T 0.250 06/30/2025	50,000,000	10,534	18,849		29,382
U.S. Treasuries	912828ZW3	T 0.250 06/30/2025	50,000,000	10,534	14,756		25,289
U.S. Treasuries	912828ZW3	T 0.250 06/30/2025	50,000,000	10,534	16,772		27,305
U.S. Treasuries	912828ZW3	T 0.250 06/30/2025	50,000,000	10,534	15,378		25,912
U.S. Treasuries	912828ZW3	T 0.250 06/30/2025	50,000,000	10,534	14,750		25,284
U.S. Treasuries	912828ZW3	T 0.250 06/30/2025	50,000,000	10,534	10,877		21,411
U.S. Treasuries	912828ZW3	T 0.250 06/30/2025	50,000,000	10,534	12,926		23,459
U.S. Treasuries	912828ZW3	T 0.250 06/30/2025	50,000,000	10,534	32,670		43,204
U.S. Treasuries	91282CAB7	T 0.250 07/31/2025	50,000,000	10,530	11,519		22,049
U.S. Treasuries	91282CAB7	T 0.250 07/31/2025	50,000,000	10,530	13,566		24,096
U.S. Treasuries	91282CAM3	T 0.250 09/30/2025	50,000,000	10,587	17,234		27,822
U.S. Treasuries	91282CAM3	T 0.250 09/30/2025	50,000,000	10,587	14,592		25,179
U.S. Treasuries	91282CAT8	T 0.250 10/31/2025	50,000,000	10,646	12,719		23,364
U.S. Treasuries	91282CAT8	T 0.250 10/31/2025	50,000,000	10,646	16,771		27,417
U.S. Treasuries	91282CAT8	T 0.250 10/31/2025	50,000,000	10,646	17,325		27,970
U.S. Treasuries	91282CBA8	T 0.125 12/15/2023		2,391	3,251		5,641
U.S. Treasuries	91282CBA8	T 0.125 12/15/2023		2,391	11,368		13,759
U.S. Treasuries	91282CBA8	T 0.125 12/15/2023		2,391	10,675		13,066
U.S. Treasuries	91282CBC4	T 0.375 12/31/2025	50,000,000	15,800	9,544		25,344
U.S. Treasuries	91282CBC4	T 0.375 12/31/2025	50,000,000	15,800	12,767		28,567
U.S. Treasuries	91282CBR1	T 0.250 03/15/2024	50,000,000	10,646	54,230		64,875
U.S. Treasuries	91282CBW0	T 0.750 04/30/2026	50,000,000	31,937	5,928		37,865
U.S. Treasuries	91282CBW0	T 0.750 04/30/2026	50,000,000	31,937	4,739		36,676
U.S. Treasuries	91282CCC3	T 0.250 05/15/2024	50,000,000	10,646	8,319		18,965
U.S. Treasuries	91282CCJ8	T 0.875 06/30/2026	50,000,000	36,868	1,162		38,029
U.S. Treasuries	91282CCJ8	T 0.875 06/30/2026	50,000,000	36,868	(1,203)		35,665
U.S. Treasuries	91282CCJ8	T 0.875 06/30/2026	50,000,000	36,868	(5,941)		30,927
U.S. Treasuries	91282CCJ8	T 0.875 06/30/2026	50,000,000	36,868	(5,639)		31,229

# Monthly Investment Earnings

## Pooled Fund

Type of Investment	CUSIP	Issuer Name	Par Value	Accrued Interest Earned	(Amortization) / Accretion	Realized Gain/(Loss)	Total Earnings
U.S. Treasuries	91282CCJ8	T 0.875 06/30/2026	50,000,000	36,868	(7,040)		29,828
U.S. Treasuries	91282CCJ8	T 0.875 06/30/2026	50,000,000	36,868	(4,172)		32,696
U.S. Treasuries	91282CCJ8	T 0.875 06/30/2026	50,000,000	36,868	1,114		37,981
U.S. Treasuries	91282CCJ8	T 0.875 06/30/2026	50,000,000	36,868	7,322		44,190
U.S. Treasuries	91282CCJ8	T 0.875 06/30/2026	50,000,000	36,868	18,408		55,276
U.S. Treasuries	91282CCL3	T 0.375 07/15/2024	50,000,000	15,795	56		15,851
U.S. Treasuries	91282CCL3	T 0.375 07/15/2024	50,000,000	15,795	1,131		16,926
U.S. Treasuries	91282CCL3	T 0.375 07/15/2024	50,000,000	15,795	91,224		107,019
U.S. Treasuries	91282CCT6	T 0.375 08/15/2024	50,000,000	15,795	2,899		18,694
U.S. Treasuries	91282CCW9	T 0.750 08/31/2026	50,000,000	31,937	9,496		41,433
U.S. Treasuries	91282CCZ2	T 0.875 09/30/2026	50,000,000	37,056	5,295		42,351
U.S. Treasuries	91282CCZ2	T 0.875 09/30/2026	50,000,000	37,056	5,595		42,651
U.S. Treasuries	91282CCZ2	T 0.875 09/30/2026	50,000,000	37,056	11,694		48,750
U.S. Treasuries	91282CDK4	T 1.250 11/30/2026	50,000,000	52,937	(1,229)		51,708
U.S. Treasuries	91282CDK4	T 1.250 11/30/2026	50,000,000	52,937	(1,997)		50,940
U.S. Treasuries	91282CDK4	T 1.250 11/30/2026	50,000,000	52,937	53,063		106,000
U.S. Treasuries	91282CDQ1	T 1.250 12/31/2026	50,000,000	52,668	51,594		104,262
U.S. Treasuries	91282CDV0	T 0.875 01/31/2024	50,000,000	36,855	26,719		63,574
U.S. Treasuries	91282CDV0	T 0.875 01/31/2024	50,000,000	36,855	65,501		102,355
U.S. Treasuries	91282CEF4	T 2.500 03/31/2027	25,000,000	52,937	4,125		57,062
U.S. Treasuries	91282CFK2	T 3.500 09/15/2025	50,000,000	149,038	29,766		178,805
U.S. Treasuries	91282CHX2	T 4.375 08/31/2028	50,000,000	120,192	(1,337)		118,855
<b>Subtotals</b>			<b>\$ 3,375,000,000</b>	<b>\$ 2,645,966</b>	<b>\$ 126,299</b>	<b>\$ -</b>	<b>\$ 2,772,265</b>
Federal Agencies	3130A1XJ2	FHLB 2.875 06/14/2024	\$ 25,500,000	\$ 61,094	\$ (2,131)		\$ 58,962
Federal Agencies	3130A1XJ2	FHLB 2.875 06/14/2024	50,000,000	119,792	(8,321)		111,471
Federal Agencies	3130A1XJ2	FHLB 2.875 06/14/2024	17,980,000	43,077	(2,610)		40,467
Federal Agencies	3130A1XJ2	FHLB 2.875 06/14/2024	15,955,000	38,226	(2,186)		36,040
Federal Agencies	3130A3VC5	FHLB 2.250 12/08/2023		13,125	(8,683)		4,442
Federal Agencies	3130A3VC5	FHLB 2.250 12/08/2023		4,375	(2,894)		1,481
Federal Agencies	3130A8ZQ9	FHLB 1.750 09/12/2025	10,295,000	15,014	(6,163)		8,850
Federal Agencies	3130AFW94	FHLB 2.500 02/13/2024	39,010,000	81,271	(61,729)		19,542
Federal Agencies	3130AN4A5	FHLB 0.700 06/30/2025	17,680,000	10,313	(1,169)		9,145
Federal Agencies	3130ANMP2	FHLB 1.070 07/27/2026	25,000,000	22,292			22,292
Federal Agencies	3130ANMP2	FHLB 1.070 07/27/2026	25,000,000	22,292			22,292
Federal Agencies	3130ANMP2	FHLB 1.070 07/27/2026	25,000,000	22,292			22,292
Federal Agencies	3130ANMP2	FHLB 1.070 07/27/2026	25,000,000	22,292			22,292
Federal Agencies	3130ANNM8	FHLB 1.050 07/13/2026	25,000,000	21,875			21,875
Federal Agencies	3130ANNM8	FHLB 1.050 07/13/2026	25,000,000	21,875			21,875
Federal Agencies	3130ANNM8	FHLB 1.050 07/13/2026	25,000,000	21,875			21,875
Federal Agencies	3130ANNM8	FHLB 1.050 07/13/2026	25,000,000	21,875			21,875
Federal Agencies	3130ANTG5	FHLB 1.050 08/10/2026	25,000,000	21,875			21,875
Federal Agencies	3130ANTG5	FHLB 1.050 08/10/2026	25,000,000	21,875			21,875
Federal Agencies	3130ANTG5	FHLB 1.050 08/10/2026	25,000,000	21,875			21,875
Federal Agencies	3130ANTG5	FHLB 1.050 08/10/2026	25,000,000	21,875			21,875
Federal Agencies	3130AP6T7	FHLB 1.075 09/03/2026	25,000,000	22,396			22,396
Federal Agencies	3130AP6T7	FHLB 1.075 09/03/2026	25,000,000	22,396			22,396
Federal Agencies	3130AP6T7	FHLB 1.075 09/03/2026	25,000,000	22,396			22,396
Federal Agencies	3130AP6T7	FHLB 1.075 09/03/2026	25,000,000	22,396			22,396



# Monthly Investment Earnings

## Pooled Fund

<u>Type of Investment</u>	<u>CUSIP</u>	<u>Issuer Name</u>	<u>Par Value</u>	<u>Accrued Interest Earned</u>	<u>(Amortization) / Accretion</u>	<u>Realized Gain/(Loss)</u>	<u>Total Earnings</u>
Federal Agencies	3130APPR0	FHLB 1.430 10/19/2026	25,000,000	29,792			29,792
Federal Agencies	3130APPR0	FHLB 1.430 10/19/2026	25,000,000	29,792			29,792
Federal Agencies	3130APPR0	FHLB 1.430 10/19/2026	25,000,000	29,792			29,792
Federal Agencies	3130APPR0	FHLB 1.430 10/19/2026	25,000,000	29,792			29,792
Federal Agencies	3130AQ7L1	FHLB 1.605 11/16/2026	25,000,000	33,438			33,438
Federal Agencies	3130AQ7L1	FHLB 1.605 11/16/2026	25,000,000	33,438			33,438
Federal Agencies	3130AQ7L1	FHLB 1.605 11/16/2026	25,000,000	33,438			33,438
Federal Agencies	3130AQ7L1	FHLB 1.605 11/16/2026	25,000,000	33,438			33,438
Federal Agencies	3130AQJ95	FHLB 1.645 12/14/2026	25,000,000	34,271			34,271
Federal Agencies	3130AQJ95	FHLB 1.645 12/14/2026	25,000,000	34,271			34,271
Federal Agencies	3130AQJ95	FHLB 1.645 12/14/2026	25,000,000	34,271			34,271
Federal Agencies	3130AQJ95	FHLB 1.645 12/14/2026	25,000,000	34,271			34,271
Federal Agencies	3130ARB59	FHLB 2.350 03/08/2027	25,000,000	48,958			48,958
Federal Agencies	3130ARB59	FHLB 2.350 03/08/2027	25,000,000	48,958			48,958
Federal Agencies	3130ARB59	FHLB 2.350 03/08/2027	25,000,000	48,958			48,958
Federal Agencies	3130ARB59	FHLB 2.350 03/08/2027	25,000,000	48,958			48,958
Federal Agencies	3130ARHG9	FHLB 2.125 02/28/2024	25,000,000	44,271	1,253		45,524
Federal Agencies	3130ARHG9	FHLB 2.125 02/28/2024	11,000,000	19,479	551		20,031
Federal Agencies	3130ASG86	FHLB 3.375 06/13/2025	12,700,000	35,719	(3,146)		32,573
Federal Agencies	3130ASG86	FHLB 3.375 06/13/2025	11,940,000	33,581	(1,787)		31,794
Federal Agencies	3130ASGU7	FHLB 3.500 06/11/2027	12,375,000	36,094	(3,083)		33,011
Federal Agencies	3130ASGU7	FHLB 3.500 06/11/2027	10,000,000	29,167	(2,453)		26,713
Federal Agencies	3130ASGU7	FHLB 3.500 06/11/2027	21,725,000	63,365	(5,058)		58,307
Federal Agencies	3130ASHK8	FHLB 3.125 06/14/2024	28,000,000	72,917	4,271		77,188
Federal Agencies	3130ASHK8	FHLB 3.125 06/14/2024	28,210,000	73,464	4,253		77,716
Federal Agencies	3130ASME6	FHLB 3.000 07/08/2024	15,000,000	37,500	1,234		38,734
Federal Agencies	3130ASME6	FHLB 3.000 07/08/2024	17,500,000	43,750	1,440		45,190
Federal Agencies	3130ASME6	FHLB 3.000 07/08/2024	10,000,000	25,000	823		25,823
Federal Agencies	3130ATST5	FHLB 4.375 06/13/2025	10,000,000	36,458	(2,627)		33,831
Federal Agencies	3130ATST5	FHLB 4.375 06/13/2025	9,915,000	36,148	(2,461)		33,688
Federal Agencies	3130ATST5	FHLB 4.375 06/13/2025	25,500,000	92,969	(5,046)		87,922
Federal Agencies	3130ATST5	FHLB 4.375 06/13/2025	3,000,000	10,938	(497)		10,440
Federal Agencies	3130ATST5	FHLB 4.375 06/13/2025	10,000,000	36,458	(1,461)		34,998
Federal Agencies	3130ATST5	FHLB 4.375 06/13/2025	24,000,000	87,500	(3,249)		84,251
Federal Agencies	3130ATT31	FHLB 4.500 10/03/2024	50,000,000	187,500	6,160		193,660
Federal Agencies	3130ATUQ8	FHLB 4.750 03/08/2024	10,000,000	39,583	(861)		38,723
Federal Agencies	3130ATUQ8	FHLB 4.750 03/08/2024	20,000,000	79,167	(52)		79,115
Federal Agencies	3130ATUQ8	FHLB 4.750 03/08/2024	30,000,000	118,750	(117)		118,633
Federal Agencies	3130ATUQ8	FHLB 4.750 03/08/2024	30,000,000	118,750	1,468		120,218
Federal Agencies	3130ATUQ8	FHLB 4.750 03/08/2024	25,000,000	98,958	1,224		100,182
Federal Agencies	3130ATVD6	FHLB 4.875 09/13/2024	50,000,000	203,125	(2,856)		200,269
Federal Agencies	3130AU4V3	FHLB 4.800 01/08/2024	11,000,000	44,000	86		44,086
Federal Agencies	3130AU4V3	FHLB 4.800 01/08/2024	25,000,000	100,000	979		100,979
Federal Agencies	3130AUTC8	FHLB 4.010 02/06/2026	21,100,000	70,509	3,250		73,759
Federal Agencies	3130AUVZ4	FHLB 4.500 02/13/2025	50,000,000	187,500	3,329		190,829
Federal Agencies	3130AUYG3	FHLB 5.100 02/16/2024	25,000,000	106,250	297		106,547
Federal Agencies	3130AV7L0	FHLB 5.000 02/28/2025	25,000,000	104,167	1,405		105,572
Federal Agencies	3130AV7L0	FHLB 5.000 02/28/2025	35,000,000	145,833	1,967		147,801
Federal Agencies	3130AVWS7	FHLB 3.750 06/12/2026	17,045,000	53,266	1,470		54,735

# Monthly Investment Earnings

## Pooled Fund

<u>Type of Investment</u>	<u>CUSIP</u>	<u>Issuer Name</u>	<u>Par Value</u>	<u>Accrued Interest Earned</u>	<u>(Amortization) / Accretion</u>	<u>Realized Gain/(Loss)</u>	<u>Total Earnings</u>
Federal Agencies	3130AVWS7	FHLB 3.750 06/12/2026	20,000,000	62,500	1,680		64,180
Federal Agencies	3130AWAH3	FHLB 4.000 06/12/2026	15,000,000	50,000	2,819		52,819
Federal Agencies	3130AWAH3	FHLB 4.000 06/12/2026	10,000,000	33,333	1,840		35,173
Federal Agencies	3130AWER7	FHLB 4.625 06/06/2025	25,000,000	96,354	887		97,241
Federal Agencies	3130AWER7	FHLB 4.625 06/06/2025	15,000,000	57,813	532		58,345
Federal Agencies	3130AWER7	FHLB 4.625 06/06/2025	52,000,000	200,417	1,845		202,262
Federal Agencies	3130AWER7	FHLB 4.625 06/06/2025	10,000,000	38,542	355		38,897
Federal Agencies	3130AWFH8	FHLB 5.510 07/12/2024	50,000,000	229,583			229,583
Federal Agencies	3130AWLY4	FHLB 5.125 06/13/2025	48,150,000	205,641	(4,138)		201,503
Federal Agencies	3130AWLY4	FHLB 5.125 06/13/2025	10,800,000	46,125	(811)		45,314
Federal Agencies	3130AWLZ1	FHLB 4.750 06/12/2026	50,000,000	197,917	4,180		202,096
Federal Agencies	3130AXB31	FHLB 4.875 03/13/2026	10,000,000	40,625	1,658		42,283
Federal Agencies	3130AXB31	FHLB 4.875 03/13/2026	10,000,000	40,625	1,773		42,398
Federal Agencies	3130AXB31	FHLB 4.875 03/13/2026	10,000,000	40,625	1,773		42,398
Federal Agencies	3130AXCP1	FHLB 4.875 09/11/2026	11,895,000	48,323	2,138		50,461
Federal Agencies	3130AXU63	FHLB 4.625 11/17/2026	50,000,000	192,708	2,503		195,212
Federal Agencies	313384ST7	FHDN 0.000 02/06/2024	10,650,000		44,020		44,020
Federal Agencies	313384YV5	FHDN 0.000 07/01/2024	25,000,000		112,913		112,913
Federal Agencies	313384YV5	FHDN 0.000 07/01/2024	25,000,000		112,913		112,913
Federal Agencies	313384YV5	FHDN 0.000 07/01/2024	25,000,000		112,913		112,913
Federal Agencies	3133ELCP7	FFCB 1.625 12/03/2024	25,000,000	33,854	679		34,533
Federal Agencies	3133ELNE0	FFCB 1.430 02/14/2024	20,495,000	24,423	(9,891)		14,533
Federal Agencies	3133ELQY3	FFCB 1.210 03/03/2025	24,000,000	24,200	614		24,814
Federal Agencies	3133ELQY3	FFCB 1.210 03/03/2025	16,000,000	16,133	159		16,293
Federal Agencies	3133EM4X7	FFCB 0.800 09/10/2026	28,975,000	12,234	55,847		68,081
Federal Agencies	3133EM5X6	FFCB 0.430 09/23/2024	25,000,000	8,958	714		9,673
Federal Agencies	3133EM5X6	FFCB 0.430 09/23/2024	50,000,000	17,917	1,428		19,345
Federal Agencies	3133EM5X6	FFCB 0.430 09/23/2024	50,000,000	17,917	1,428		19,345
Federal Agencies	3133EMRZ7	FFCB 0.250 02/26/2024	5,000,000	1,042	51		1,093
Federal Agencies	3133EMRZ7	FFCB 0.250 02/26/2024	5,000,000	1,042	51		1,093
Federal Agencies	3133EMRZ7	FFCB 0.250 02/26/2024	100,000,000	20,833	1,019		21,853
Federal Agencies	3133EMTW2	FFCB 0.300 03/18/2024	50,000,000	12,500	1,711		14,211
Federal Agencies	3133EMTW2	FFCB 0.300 03/18/2024	50,000,000	12,500	1,713		14,213
Federal Agencies	3133EMV25	FFCB 0.450 07/23/2024	50,000,000	18,750	(2,636)		16,114
Federal Agencies	3133EMWT5	FFCB 0.600 04/21/2025	50,000,000	25,000	562		25,562
Federal Agencies	3133EMWV0	FFCB 0.350 04/22/2024	39,000,000	11,375	(312)		11,063
Federal Agencies	3133EMWV0	FFCB 0.350 04/22/2024	29,424,000	8,582	(236)		8,346
Federal Agencies	3133EMWV0	FFCB 0.350 04/22/2024	16,545,000	4,826	(132)		4,693
Federal Agencies	3133EMZ21	FFCB 0.690 04/06/2026	15,500,000	8,913	763		9,675
Federal Agencies	3133EN2L3	FFCB 4.125 05/17/2027	21,000,000	72,188	245		72,433
Federal Agencies	3133EN2L3	FFCB 4.125 05/17/2027	5,000,000	17,188	65		17,253
Federal Agencies	3133EN2L3	FFCB 4.125 05/17/2027	4,650,000	15,984	61		16,045
Federal Agencies	3133EN2L3	FFCB 4.125 05/17/2027	25,000,000	85,938	326		86,263
Federal Agencies	3133EN4B3	FFCB 4.250 06/13/2025	15,000,000	53,125	394		53,519
Federal Agencies	3133EN4B3	FFCB 4.250 06/13/2025	15,000,000	53,125	346		53,471
Federal Agencies	3133EN4B3	FFCB 4.250 06/13/2025	15,000,000	53,125	372		53,497
Federal Agencies	3133EN4N7	FFCB 4.250 12/20/2024	25,000,000	88,542	1,930		90,471
Federal Agencies	3133EN4N7	FFCB 4.250 12/20/2024	10,000,000	35,417	725		36,142
Federal Agencies	3133EN4N7	FFCB 4.250 12/20/2024	25,000,000	88,542	1,930		90,471

# Monthly Investment Earnings

## Pooled Fund

<u>Type of Investment</u>	<u>CUSIP</u>	<u>Issuer Name</u>	<u>Par Value</u>	<u>Accrued Interest Earned</u>	<u>(Amortization) / Accretion</u>	<u>Realized Gain/(Loss)</u>	<u>Total Earnings</u>
Federal Agencies	3133EN5E6	FFCB 4.000 12/29/2025	15,000,000	50,000	1,281		51,281
Federal Agencies	3133EN5E6	FFCB 4.000 12/29/2025	25,000,000	83,333	2,157		85,490
Federal Agencies	3133EN5E6	FFCB 4.000 12/29/2025	20,000,000	66,667	1,708		68,375
Federal Agencies	3133EN6A3	FFCB 4.000 01/13/2026	30,000,000	100,000	645		100,645
Federal Agencies	3133EN6A3	FFCB 4.000 01/13/2026	20,000,000	66,667	498		67,164
Federal Agencies	3133ENEG1	FFCB 1.050 11/17/2025	55,000,000	48,125	1,634		49,759
Federal Agencies	3133ENEG1	FFCB 1.050 11/17/2025	39,675,000	34,716	1,120		35,835
Federal Agencies	3133ENEJ5	FFCB 0.875 11/18/2024	50,000,000	36,458	1,626		38,085
Federal Agencies	3133ENEJ5	FFCB 0.875 11/18/2024	10,000,000	7,292	325		7,617
Federal Agencies	3133ENEJ5	FFCB 0.875 11/18/2024	10,000,000	7,292	325		7,617
Federal Agencies	3133ENGF1	FFCB 0.500 12/01/2023		0	0		0
Federal Agencies	3133ENGF1	FFCB 0.500 12/01/2023		0	0		0
Federal Agencies	3133ENGF1	FFCB 0.500 12/01/2023		0	0		0
Federal Agencies	3133ENGQ7	FFCB 0.920 12/09/2024	50,000,000	38,333	424		38,758
Federal Agencies	3133ENGQ7	FFCB 0.920 12/09/2024	50,000,000	38,333	1,047		39,380
Federal Agencies	3133ENHM5	FFCB 1.170 12/16/2025	45,000,000	48,875	974		44,849
Federal Agencies	3133ENHM5	FFCB 1.170 12/16/2025	50,000,000	48,750	1,082		49,832
Federal Agencies	3133ENHR4	FFCB 0.680 12/20/2023		22,251	768		23,019
Federal Agencies	3133ENHR4	FFCB 0.680 12/20/2023		8,972	323		9,295
Federal Agencies	3133ENHR4	FFCB 0.680 12/20/2023		8,972	312		9,285
Federal Agencies	3133ENJ35	FFCB 3.320 02/25/2026	35,000,000	96,833	1,026		97,859
Federal Agencies	3133ENJ84	FFCB 3.375 08/26/2024	50,000,000	140,625	3,541		144,166
Federal Agencies	3133ENKS8	FFCB 1.125 01/06/2025	20,000,000	18,750	1,279		20,029
Federal Agencies	3133ENKS8	FFCB 1.125 01/06/2025	25,000,000	23,438	1,598		25,036
Federal Agencies	3133ENKS8	FFCB 1.125 01/06/2025	25,000,000	23,438	1,598		25,036
Federal Agencies	3133ENLF5	FFCB 0.900 01/18/2024	50,000,000	37,500	12,946		50,446
Federal Agencies	3133ENLF5	FFCB 0.900 01/18/2024	11,856,000	8,892	5,296		14,188
Federal Agencies	3133ENP79	FFCB 4.250 09/26/2024	50,000,000	177,083	170		177,253
Federal Agencies	3133ENRD4	FFCB 1.680 03/10/2027	48,573,000	68,002	19,434		87,436
Federal Agencies	3133ENTS9	FFCB 2.600 04/05/2027	24,500,000	53,083	2,089		55,172
Federal Agencies	3133ENTS9	FFCB 2.600 04/05/2027	22,500,000	48,750	1,829		50,579
Federal Agencies	3133ENTS9	FFCB 2.600 04/05/2027	25,000,000	54,167	3,329		57,496
Federal Agencies	3133ENUD0	FFCB 2.640 04/08/2026	20,000,000	44,000	823		44,823
Federal Agencies	3133ENUD0	FFCB 2.640 04/08/2026	30,000,000	66,000	1,235		67,235
Federal Agencies	3133ENWP1	FFCB 2.625 05/16/2024	45,000,000	98,438	2,576		101,014
Federal Agencies	3133ENWP1	FFCB 2.625 05/16/2024	50,000,000	109,375	2,863		112,238
Federal Agencies	3133ENXE5	FFCB 2.850 05/23/2025	6,000,000	14,250	238		14,488
Federal Agencies	3133ENXE5	FFCB 2.850 05/23/2025	20,000,000	47,500	792		48,292
Federal Agencies	3133ENYH7	FFCB 2.625 06/10/2024	100,000,000	218,750	5,471		224,221
Federal Agencies	3133ENYQ7	FFCB 2.950 06/13/2025	50,000,000	122,917	693		123,610
Federal Agencies	3133ENYX2	FFCB 3.250 06/17/2024	50,000,000	135,417	1,272		136,689
Federal Agencies	3133ENYX2	FFCB 3.250 06/17/2024	25,000,000	67,708	1,251		68,959
Federal Agencies	3133ENYX2	FFCB 3.250 06/17/2024	25,000,000	67,708	1,240		68,949
Federal Agencies	3133ENZ37	FFCB 4.875 01/10/2025	20,000,000	81,250	47		81,297
Federal Agencies	3133ENZ37	FFCB 4.875 01/10/2025	10,000,000	40,625	23		40,648
Federal Agencies	3133ENZ37	FFCB 4.875 01/10/2025	20,000,000	81,250	16		81,266
Federal Agencies	3133ENZ94	FFCB 4.500 11/18/2024	25,000,000	93,750	1,124		94,874
Federal Agencies	3133ENZK9	FFCB 3.240 06/28/2027	27,865,000	75,236	(3,993)		71,242
Federal Agencies	3133ENZS2	FFCB 3.100 06/28/2024	25,000,000	64,583	530		65,113

# Monthly Investment Earnings

## Pooled Fund

<u>Type of Investment</u>	<u>CUSIP</u>	<u>Issuer Name</u>	<u>Par Value</u>	<u>Accrued Interest Earned</u>	<u>(Amortization) / Accretion</u>	<u>Realized Gain/(Loss)</u>	<u>Total Earnings</u>
Federal Agencies	3133ENZS2	FFCB 3.100 06/28/2024	50,000,000	129,167	1,145		130,312
Federal Agencies	3133ENZS2	FFCB 3.100 06/28/2024	25,000,000	64,583	573		65,156
Federal Agencies	3133EPAG0	FFCB 4.250 02/10/2025	29,875,000	105,807	6,740		112,547
Federal Agencies	3133EPAG0	FFCB 4.250 02/10/2025	10,000,000	35,417	2,239		37,656
Federal Agencies	3133EPBF1	FFCB 4.875 08/21/2024	10,000,000	40,625	244		40,869
Federal Agencies	3133EPBF1	FFCB 4.875 08/21/2024	25,000,000	101,563	567		102,129
Federal Agencies	3133EPBF1	FFCB 4.875 08/21/2024	20,000,000	81,250	453		81,703
Federal Agencies	3133EPBJ3	FFCB 4.375 02/23/2026	50,000,000	182,292	2,319		184,611
Federal Agencies	3133EPBJ3	FFCB 4.375 02/23/2026	25,000,000	91,146	1,315		92,461
Federal Agencies	3133EPBJ3	FFCB 4.375 02/23/2026	28,000,000	102,083	1,299		103,382
Federal Agencies	3133EPBM6	FFCB 4.125 08/23/2027	10,000,000	34,375	491		34,866
Federal Agencies	3133EPC45	FFCB 4.625 11/13/2028	12,000,000	46,250	271		46,521
Federal Agencies	3133EPC45	FFCB 4.625 11/13/2028	20,000,000	77,083	482		77,565
Federal Agencies	3133EPC45	FFCB 4.625 11/13/2028	55,000,000	211,979	1,319		213,298
Federal Agencies	3133EPC60	FFCB 4.625 11/15/2027	27,950,000	107,724	2,461		110,185
Federal Agencies	3133EPC60	FFCB 4.625 11/15/2027	33,300,000	128,344	2,939		131,283
Federal Agencies	3133EPDL6	FFCB 4.850 10/01/2025	50,000,000	202,083			202,083
Federal Agencies	3133EPHD0	FFCB 4.500 10/28/2024	20,000,000	75,000	1,784		76,784
Federal Agencies	3133EPHD0	FFCB 4.500 10/28/2024	25,000,000	93,750	2,315		96,065
Federal Agencies	3133EPJX4	FFCB 3.625 02/17/2026	30,000,000	90,625	2,909		93,534
Federal Agencies	3133EPJX4	FFCB 3.625 02/17/2026	25,000,000	75,521	2,201		77,722
Federal Agencies	3133EPKA2	FFCB 4.000 08/18/2025	26,500,000	88,333	609		88,942
Federal Agencies	3133EPKA2	FFCB 4.000 08/18/2025	30,000,000	100,000	689		100,689
Federal Agencies	3133EPKA2	FFCB 4.000 08/18/2025	25,000,000	83,333	678		84,011
Federal Agencies	3133EPMU6	FFCB 4.250 06/15/2026	30,000,000	106,250	1,375		107,625
Federal Agencies	3133EPMU6	FFCB 4.250 06/15/2026	20,000,000	70,833	871		71,705
Federal Agencies	3133EPMU6	FFCB 4.250 06/15/2026	24,700,000	87,479	1,691		89,170
Federal Agencies	3133EPMV4	FFCB 4.125 06/15/2027	28,940,000	99,481	596		100,077
Federal Agencies	3133EPNG6	FFCB 4.375 06/23/2026	50,000,000	182,292	750		183,041
Federal Agencies	3133EPNG6	FFCB 4.375 06/23/2026	25,000,000	91,146	375		91,521
Federal Agencies	3133EPNG6	FFCB 4.375 06/23/2026	25,000,000	91,146	375		91,521
Federal Agencies	3133EPP66	FFCB 4.000 05/20/2027	31,000,000	37,889	907		38,796
Federal Agencies	3133EPP66	FFCB 4.000 05/20/2027	58,850,000	71,928	1,807		73,734
Federal Agencies	3133EPSK2	FFCB 4.250 08/07/2028	19,500,000	69,063	1,489		70,551
Federal Agencies	3133EPSW6	FFCB 4.500 08/14/2026	50,000,000	187,500	3,253		190,753
Federal Agencies	3133EPUN3	FFCB 4.500 08/28/2028	10,000,000	37,500	355		37,855
Federal Agencies	3133EPUN3	FFCB 4.500 08/28/2028	25,000,000	93,750	959		94,709
Federal Agencies	3133EPUN3	FFCB 4.500 08/28/2028	15,000,000	56,250	631		56,881
Federal Agencies	3133EPUN3	FFCB 4.500 08/28/2028	33,000,000	123,750	1,613		125,363
Federal Agencies	3133EPVP7	FFCB 4.750 07/08/2026	19,000,000	75,208	456		75,664
Federal Agencies	3133EPVP7	FFCB 4.750 07/08/2026	10,000,000	39,583	249		39,832
Federal Agencies	3133EPVP7	FFCB 4.750 07/08/2026	21,000,000	83,125	516		83,641
Federal Agencies	3133EPVY8	FFCB 5.000 09/15/2025	8,230,000	34,292	251		34,543
Federal Agencies	3133EPVY8	FFCB 5.000 09/15/2025	15,000,000	62,500	770		63,270
Federal Agencies	3133EPVY8	FFCB 5.000 09/15/2025	20,000,000	83,333	1,026		84,360
Federal Agencies	3133EPYW9	FFCB 5.125 10/20/2025	50,000,000	213,542	1,187		214,729
Federal Agencies	3133EPYW9	FFCB 5.125 10/20/2025	25,000,000	106,771	615		107,386
Federal Agencies	3133EPYW9	FFCB 5.125 10/20/2025	35,000,000	149,479	1,173		150,652
Federal Agencies	3133EPYW9	FFCB 5.125 10/20/2025	24,000,000	102,500	3,247		105,747

# Monthly Investment Earnings

## Pooled Fund

<u>Type of Investment</u>	<u>CUSIP</u>	<u>Issuer Name</u>	<u>Par Value</u>	<u>Accrued Interest Earned</u>	<u>(Amortization) / Accretion</u>	<u>Realized Gain/(Loss)</u>	<u>Total Earnings</u>
Federal Agencies	3133EPZA6	FFCB 4.875 10/20/2026	30,000,000	121,875	4,692		126,567
Federal Agencies	3133EPZA6	FFCB 4.875 10/20/2026	14,000,000	56,875	2,689		59,564
Federal Agencies	3133EPZY4	FFCB 5.000 07/30/2026	25,000,000	104,167	1,953		106,120
Federal Agencies	3133EPZY4	FFCB 5.000 07/30/2026	3,000,000	12,500	249		12,749
Federal Agencies	3133EPZY4	FFCB 5.000 07/30/2026	9,615,000	40,063	799		40,861
Federal Agencies	3133EPZY4	FFCB 5.000 07/30/2026	16,000,000	66,667	1,329		67,996
Federal Agencies	3134GYRY0	FHLMC 5.290 11/02/2026	25,000,000	110,208			110,208
Federal Agencies	3134GYRY0	FHLMC 5.290 11/02/2026	25,000,000	110,208			110,208
Federal Agencies	3134GYRY0	FHLMC 5.290 11/02/2026	25,000,000	110,208			110,208
Federal Agencies	3134GYRY0	FHLMC 5.290 11/02/2026	25,000,000	110,208			110,208
Federal Agencies	3134GYUV2	FHLMC 5.940 06/29/2027		231,000			231,000
Federal Agencies	3134GYUV2	FHLMC 5.940 06/29/2027		115,500			115,500
Federal Agencies	3134GYUV2	FHLMC 5.940 06/29/2027		115,500			115,500
Federal Agencies	3134GYYG1	FHLMC 6.000 08/16/2027	25,000,000	125,000			125,000
Federal Agencies	3134GYYG1	FHLMC 6.000 08/16/2027	25,000,000	125,000			125,000
Federal Agencies	3135G03U5	FNMA 0.625 04/22/2025	50,000,000	26,042	(2,426)		23,616
Federal Agencies	3135G03U5	FNMA 0.625 04/22/2025	37,938,000	19,759	14,359		34,119
Federal Agencies	3135G03U5	FNMA 0.625 04/22/2025	50,000,000	26,042	19,039		45,081
Federal Agencies	3135G04Z3	FNMA 0.500 06/17/2025	10,000,000	4,167	5,068		9,235
Federal Agencies	3135G04Z3	FNMA 0.500 06/17/2025	4,655,000	1,940	2,369		4,309
Federal Agencies	3135G05X7	FNMA 0.375 08/25/2025	72,500,000	22,656	12,045		34,701
Federal Agencies	3135G05X7	FNMA 0.375 08/25/2025	25,000,000	7,813	5,987		13,799
Federal Agencies	3135G0X24	FNMA 1.625 01/07/2025	39,060,000	52,894	(35,924)		16,969
Federal Agencies	3135GAFY2	FNMA 5.320 10/03/2024	50,000,000	221,667			221,667
Federal Agencies	3135GAFY2	FNMA 5.320 10/03/2024	25,000,000	110,833			110,833
Federal Agencies	3135GAFY2	FNMA 5.320 10/03/2024	25,000,000	110,833			110,833
Federal Agencies	3135GAG39	FNMA 5.375 12/30/2024	25,000,000	111,979			111,979
Federal Agencies	3135GAG39	FNMA 5.375 12/30/2024	25,000,000	111,979			111,979
Federal Agencies	3135GAG39	FNMA 5.375 12/30/2024	25,000,000	111,979			111,979
Federal Agencies	3135GAG39	FNMA 5.375 12/30/2024	25,000,000	111,979			111,979
Federal Agencies	3137EAEP0	FHLMC 1.500 02/12/2025	15,000,000	18,750	196		18,946
Federal Agencies	3137EAEP0	FHLMC 1.500 02/12/2025	5,000,000	6,250	65		6,315
Federal Agencies	3137EAEP0	FHLMC 1.500 02/12/2025	5,000,000	6,250	65		6,315
Federal Agencies	3137EAEP0	FHLMC 1.500 02/12/2025	5,000,000	6,250	65		6,315
Federal Agencies	3137EAEP0	FHLMC 1.500 02/12/2025	50,000,000	62,500	654		63,154
Federal Agencies	3137EAEP0	FHLMC 1.500 02/12/2025	53,532,000	66,915	(42,685)		24,230
Federal Agencies	3137EAEX3	FHLMC 0.375 09/23/2025	22,600,000	7,063	5,676		12,738
<b>Subtotals</b>			<b>\$ 6,615,228,000</b>	<b>\$ 16,599,099</b>	<b>\$ 511,965</b>	<b>\$ -</b>	<b>\$ 17,111,064</b>
Public Time Deposits	PPG1KB100	BKSANF 5.440 06/03/2024	\$ 10,000,000	\$ 42,311			\$ 42,311
Public Time Deposits	PPG24NBE1	BKSANF 5.540 01/08/2024	10,000,000	47,706			47,706
Public Time Deposits	PPG250Y96	BRIDGE 5.490 01/16/2024	10,000,000	46,627			46,627
Public Time Deposits	PPG2JA6N9	BRIDGE 5.360 06/17/2024	10,000,000	20,559			20,559
Public Time Deposits	PPG42YDZ6	BRIDGE 5.370 12/18/2023		28,016			28,016
Public Time Deposits	PPG62B630	BKSANF 5.460 12/04/2023		4,550			4,550
<b>Subtotals</b>			<b>\$ 40,000,000</b>	<b>\$ 189,769</b>	<b>\$ -</b>	<b>\$ -</b>	<b>\$ 189,769</b>

# Monthly Investment Earnings

## Pooled Fund

Type of Investment	CUSIP	Issuer Name	Par Value	Accrued Interest Earned	(Amortization) / Accretion	Realized Gain/(Loss)	Total Earnings
Negotiable CDs	06367D3V5	BMOCHG 5.240 01/12/2024	\$ 70,000,000	\$ 315,856			\$ 315,856
Negotiable CDs	06367DAU9	BMOCHG 5.870 06/21/2024	100,000,000	505,472			505,472
Negotiable CDs	06367DAX3	BMOCHG 6.000 07/01/2024	100,000,000	516,667			516,667
Negotiable CDs	06367DBJ3	BMOCHG 5.890 06/07/2024	50,000,000	253,597			253,597
Negotiable CDs	06367DBR5	BMOCHG 5.930 07/01/2024	50,000,000	255,319			255,319
Negotiable CDs	06367DBW4	BMOCHG 5.970 07/29/2024	50,000,000	257,042			257,042
Negotiable CDs	06367DCF0	BMOCHI 6.010 08/14/2024	50,000,000	258,764			258,764
Negotiable CDs	06367DD44	BMOCHG 5.970 09/23/2024	50,000,000	257,042			257,042
Negotiable CDs	06367DDS1	BMOCHG 5.880 08/09/2024	50,000,000	253,167			253,167
Negotiable CDs	06367DE43	BMOCHG 5.860 10/21/2024	60,000,000	302,767			302,767
Negotiable CDs	06367DEK7	BMOCHG 5.800 11/06/2024	50,000,000	249,722			249,722
Negotiable CDs	06367DFA8	BMOCHG 5.580 10/24/2024	50,000,000	240,250			240,250
Negotiable CDs	06367DFX8	BMOCHG 5.560 07/01/2024	50,000,000	185,333			185,333
Negotiable CDs	06417MT47	BNSHOU 5.430 02/09/2024	50,000,000	233,792			233,792
Negotiable CDs	13606KC38	CIBCNY 5.940 09/09/2024	50,000,000	255,750			255,750
Negotiable CDs	13606KD78	CIBCNY 5.920 08/12/2024	50,000,000	254,889			254,889
Negotiable CDs	13606KF92	CIBCNY 5.880 08/16/2024	50,000,000	253,167			253,167
Negotiable CDs	13606KZN9	CIBCNY 5.920 07/29/2024	60,000,000	305,867			305,867
Negotiable CDs	13606KZR0	CIBCNY 5.890 07/01/2024	50,000,000	253,597			253,597
Negotiable CDs	65603AMM0	NORNY 5.650 01/23/2024	55,000,000	267,590			267,590
Negotiable CDs	65603APG0	NORNY 5.830 04/23/2024	50,000,000	251,014			251,014
Negotiable CDs	78015J5K9	RY 5.900 09/09/2024	60,000,000	304,833			304,833
Negotiable CDs	78015J7F8	RY 5.930 08/12/2024	60,000,000	306,383			306,383
Negotiable CDs	78015JAK3	RY 5.960 09/23/2024	60,000,000	307,933			307,933
Negotiable CDs	78015JE37	RY 5.860 08/15/2024	50,000,000	252,306			252,306
Negotiable CDs	78015JE78	RY 5.860 08/26/2024	50,000,000	252,306			252,306
Negotiable CDs	78015JHT7	RY 5.530 06/03/2024	60,000,000	221,200			221,200
Negotiable CDs	78015JJ73	RY 5.480 10/24/2024	50,000,000	144,611			144,611
Negotiable CDs	78015JPE1	RY 5.370 12/18/2023		126,792			126,792
Negotiable CDs	78015JRE9	RY 5.430 12/29/2023		422,333			422,333
Negotiable CDs	78015JXW2	RY 5.890 06/28/2024	50,000,000	253,597			253,597
Negotiable CDs	89115BH52	TDNY 5.930 10/21/2024	50,000,000	255,319			255,319
Negotiable CDs	89115BNG1	TDNY 5.850 06/05/2024	50,000,000	251,875			251,875
Negotiable CDs	89115BNV8	TDNY 5.560 07/01/2024	50,000,000	185,333			185,333
Negotiable CDs	89115BP95	TDNY 5.580 10/24/2024	50,000,000	162,750			162,750
Negotiable CDs	89115BPB0	TDNY 5.430 01/03/2024	50,000,000	233,792			233,792
Negotiable CDs	89115BPF1	TDNY 5.430 01/05/2024	50,000,000	233,792			233,792
Negotiable CDs	89115BQB9	TDNY 5.240 01/17/2024	50,000,000	225,611			225,611
Negotiable CDs	89115BRG7	TDNY 6.050 07/01/2024	50,000,000	260,486			260,486
Negotiable CDs	89115BS84	TDNY 5.910 07/01/2024	50,000,000	254,458			254,458
Negotiable CDs	89115BSQ4	TDNY 5.930 07/01/2024	50,000,000	255,319			255,319
Negotiable CDs	89115BST8	TDNY 5.210 01/29/2024	100,000,000	448,639			448,639
Negotiable CDs	89115BV80	TDNY 5.900 07/03/2024	50,000,000	254,028			254,028
Negotiable CDs	89115BWK2	TDNY 5.580 02/22/2024	50,000,000	240,250			240,250
Negotiable CDs	89115BXF2	TDNY 5.600 03/06/2024	50,000,000	241,111			241,111
Negotiable CDs	89115BY79	TDNY 5.750 01/29/2024	50,000,000	247,569			247,569
<b>Subtotals</b>			<b>\$ 2,435,000,000</b>	<b>\$ 12,269,290</b>	<b>\$ -</b>	<b>\$ -</b>	<b>\$ 12,269,290</b>

# Monthly Investment Earnings

## Pooled Fund

Type of Investment	CUSIP	Issuer Name	Par Value	Accrued Interest Earned	(Amortization) / Accretion	Realized Gain/(Loss)	Total Earnings
Commercial Paper	59515MAV7	MSFT 0.000 01/29/2024	\$ 50,000,000		\$ 230,347		\$ 230,347
Commercial Paper	59515MD85	MSFT 0.000 04/08/2024	50,000,000		229,486		229,486
Commercial Paper	59515MDA0	MSFT 0.000 04/10/2024	55,000,000		163,167		163,167
Commercial Paper	59515ME84	MSFT 0.000 05/08/2024	50,000,000		140,917		140,917
Commercial Paper	59515ME84	MSFT 0.000 05/08/2024	50,000,000		140,917		140,917
Commercial Paper	62479LBC8	MUFGBK 0.000 02/12/2024	20,000,000		97,133		97,133
Commercial Paper	62479LBP9	MUFGBK 0.000 02/23/2024	50,000,000		243,264		243,264
Commercial Paper	62479LCD5	MUFGBK 0.000 03/13/2024	50,000,000		243,264		243,264
Commercial Paper	62479LCR4	MUFGBK 0.000 03/25/2024	60,000,000		293,467		293,467
Commercial Paper	62479LCR4	MUFGBK 0.000 03/25/2024	50,000,000		242,403		242,403
Commercial Paper	62479LCU7	MUFGBK 0.000 03/28/2024	85,000,000		406,961		406,961
Commercial Paper	62479LD85	MUFGBK 0.000 04/08/2024	50,000,000		236,806		236,806
Commercial Paper	62479LD85	MUFGBK 0.000 04/08/2024	50,000,000		159,542		159,542
Commercial Paper	62479LG17	MUFGBK 0.000 07/01/2024	50,000,000		243,264		243,264
Commercial Paper	62479MZ63	MUFGBK 0.000 12/06/2023			26,493		26,493
Commercial Paper	62479MZN6	MUFGBK 0.000 12/22/2023			158,958		158,958
Commercial Paper	89233GCF1	TOYCC 0.000 03/15/2024	50,000,000		236,806		236,806
Commercial Paper	89233GE36	TOYCC 0.000 05/03/2024	60,000,000		289,333		289,333
Commercial Paper	89233GE69	TOYCC 0.000 05/06/2024	50,000,000		241,111		241,111
Commercial Paper	89233GG18	TOYCC 0.000 07/01/2024	50,000,000		241,542		241,542
Commercial Paper	89233GG18	TOYCC 0.000 07/01/2024	50,000,000		239,389		239,389
<b>Subtotals</b>			<b>\$ 980,000,000</b>	<b>\$ -</b>	<b>\$ 4,504,568</b>	<b>\$ -</b>	<b>\$ 4,504,568</b>
Money Market Funds	09248U718	BlackRock Liquidity Funds T-Fund	\$ 12,911,006	\$ 57,513			\$ 57,513
Money Market Funds	31607A703	Fidelity Govt Portfolio	743,185,698	3,273,371			3,273,371
Money Market Funds	608919718	Federated Hermes Govt Obligations Fund	607,367,406	2,240,924			2,240,924
Money Market Funds	262006208	Dreyfus Government Cash Management	15,223,806	67,378			67,378
Money Market Funds	85749T517	State Street Institutional U.S. Govt MMF	804,299,620	3,127,628			3,127,628
Money Market Funds	61747C319	Morgan Stanley Institutional Liquidity Fund	16,381,065	72,722			72,722
<b>Subtotals</b>			<b>\$ 2,199,368,601</b>	<b>\$ 8,839,536</b>	<b>\$ -</b>	<b>\$ -</b>	<b>\$ 8,839,536</b>
Supranationals	45818WDG8	IADB 0.820 02/27/2026	\$ 19,500,000	\$ 13,325	\$ (1,071)		\$ 12,254
Supranationals	4581X0CM8	IADB 2.125 01/15/2025	100,000,000	177,083	(129,379)		47,704
Supranationals	4581X0DN5	IADB 0.625 07/15/2025	28,900,000	15,052	8,734		23,786
Supranationals	4581X0DZ8	IADB 0.500 09/23/2024	50,000,000	20,833	11,897		32,730
Supranationals	4581X0EE4	IADB 3.250 07/01/2024	80,000,000	216,667	339		217,006
Supranationals	459056HV2	IBRD 1.500 08/28/2024	50,000,000	62,500	(29,623)		32,877
Supranationals	459058JB0	IBRD 0.626 04/22/2025	40,000,000	20,867	(1,947)		18,919
Supranationals	45906M3B5	IBRD 1.980 06/14/2024	100,000,000	165,000			165,000
Supranationals	45906M4C2	IBRD 5.750 06/15/2026	32,000,000	153,333			153,333
Supranationals	45950VQG4	IFC 0.440 09/23/2024	10,000,000	3,667	2,362		6,029
Supranationals	45950VRU2	IFC 4.023 01/26/2026	100,000,000	335,250			335,250
<b>Subtotals</b>			<b>\$ 610,400,000</b>	<b>\$ 1,183,577</b>	<b>\$ (138,689)</b>	<b>\$ -</b>	<b>\$ 1,044,888</b>
<b>Grand Totals</b>			<b>\$16,254,996,601</b>	<b>\$ 41,727,237</b>	<b>\$ 5,004,143</b>	<b>\$ -</b>	<b>\$ 46,731,380</b>

# Investment Transactions

## Pooled Fund

For month ended December 31, 2023

Accounting ID	Transaction Type	Cusip	Description	Price	Settlement Date	Posted Date	Par Value	Principal	Accrued Interest	Total
57806	Buy	06367DFA8	BMOCHG 5.580 10/24/2024	\$ 100.00	12/1/23	12/1/23	\$ 50,000,000	\$ 50,000,000	\$ -	\$ 50,000,000
57807	Buy	62479LD85	MUFGBK 0.000 04/08/2024	98.03	12/1/23	12/1/23	50,000,000	49,014,583	-	49,014,583
57808	Buy	PPG1KB100	BKSANF 5.440 06/03/2024	100.00	12/4/23	12/4/23	10,000,000	10,000,000	-	10,000,000
57809	Buy	06367DFX8	BMOCHG 5.560 07/01/2024	100.00	12/8/23	12/8/23	50,000,000	50,000,000	-	50,000,000
57810	Buy	89115BNV8	TDNY 5.560 07/01/2024	100.00	12/8/23	12/8/23	50,000,000	50,000,000	-	50,000,000
57811	Buy	78015JHT7	RY 5.530 06/03/2024	100.00	12/8/23	12/8/23	60,000,000	60,000,000	-	60,000,000
57812	Buy	62479LD85	MUFGBK 0.000 04/08/2024	98.19	12/11/23	12/11/23	50,000,000	49,095,931	-	49,095,931
57813	Buy	89115BP95	TDNY 5.580 10/24/2024	100.00	12/11/23	12/11/23	50,000,000	50,000,000	-	50,000,000
57814	Buy	91282CHX2	T 4.375 08/31/2028	100.23	12/12/23	12/12/23	50,000,000	50,115,234	618,990	50,734,225
57815	Buy	3133EM4X7	FFCB 0.800 09/10/2026	90.33	12/12/23	12/12/23	28,975,000	26,174,277	59,238	26,233,514
57816	Buy	59515MDA0	MSFT 0.000 04/10/2024	98.22	12/12/23	12/12/23	55,000,000	54,021,000	-	54,021,000
57817	Buy	59515ME84	MSFT 0.000 05/08/2024	97.82	12/13/23	12/13/23	50,000,000	48,909,750	-	48,909,750
57818	Buy	59515ME84	MSFT 0.000 05/08/2024	97.82	12/13/23	12/13/23	50,000,000	48,909,750	-	48,909,750
57819	Buy	78015JJ73	RY 5.480 10/24/2024	100.00	12/13/23	12/13/23	50,000,000	50,000,000	-	50,000,000
57822	Buy	PPG2JA6N9	BRIDGE 5.360 06/17/2024	100.00	12/18/23	12/18/23	10,000,000	10,000,000	-	10,000,000
57820	Buy	3133EPP66	FFCB 4.000 05/20/2027	99.70	12/20/23	12/20/23	31,000,000	30,905,760	-	30,905,760
57821	Buy	3133EPP66	FFCB 4.000 05/20/2027	99.68	12/20/23	12/20/23	58,850,000	58,662,269	-	58,662,269
57823	Buy	912797JP3	B 0.000 04/23/2024	98.27	12/26/23	12/26/23	100,000,000	98,274,500	-	98,274,500
<b>Activity Total</b>				<b>\$ 98.86</b>			<b>\$ 853,825,000</b>	<b>\$ 844,083,053</b>	<b>\$ 678,228</b>	<b>\$ 844,761,281</b>
47216	Maturity	3133ENGF1	FFCB 0.500 12/01/2023	\$ 100.00	12/1/23	12/1/23	\$ 25,000,000	\$ 25,000,000	\$ -	\$ 25,000,000
47217	Maturity	3133ENGF1	FFCB 0.500 12/01/2023	100.00	12/1/23	12/1/23	75,000,000	75,000,000	-	75,000,000
47218	Maturity	3133ENGF1	FFCB 0.500 12/01/2023	100.00	12/1/23	12/1/23	25,000,000	25,000,000	-	25,000,000
57673	Maturity	PPG62B630	BKSANF 5.460 12/04/2023	100.00	12/4/23	12/4/23	10,000,000	10,000,000	-	10,000,000
57755	Maturity	62479MZ63	MUFGBK 0.000 12/06/2023	100.00	12/6/23	12/6/23	35,000,000	35,000,000	-	35,000,000
47248	Maturity	3130A3VC5	FHLB 2.250 12/08/2023	100.00	12/8/23	12/8/23	30,000,000	30,000,000	-	30,000,000
47249	Maturity	3130A3VC5	FHLB 2.250 12/08/2023	100.00	12/8/23	12/8/23	10,000,000	10,000,000	-	10,000,000
46982	Maturity	91282CBA8	T 0.125 12/15/2023	100.00	12/15/23	12/15/23	50,000,000	50,000,000	-	50,000,000
47244	Maturity	91282CBA8	T 0.125 12/15/2023	100.00	12/15/23	12/15/23	50,000,000	50,000,000	-	50,000,000
47259	Maturity	91282CBA8	T 0.125 12/15/2023	100.00	12/15/23	12/15/23	50,000,000	50,000,000	-	50,000,000
57556	Maturity	78015JPE1	RY 5.370 12/18/2023	100.00	12/18/23	12/18/23	50,000,000	50,000,000	-	50,000,000
57689	Maturity	PPG42YDZ6	BRIDGE 5.370 12/18/2023	100.00	12/18/23	12/18/23	10,000,000	10,000,000	-	10,000,000
47260	Maturity	3133ENHR4	FFCB 0.680 12/20/2023	100.00	12/20/23	12/20/23	62,000,000	62,000,000	-	62,000,000
47261	Maturity	3133ENHR4	FFCB 0.680 12/20/2023	100.00	12/20/23	12/20/23	25,000,000	25,000,000	-	25,000,000
47262	Maturity	3133ENHR4	FFCB 0.680 12/20/2023	100.00	12/20/23	12/20/23	25,000,000	25,000,000	-	25,000,000
57783	Maturity	62479MZN6	MUFGBK 0.000 12/22/2023	100.00	12/22/23	12/22/23	50,000,000	50,000,000	-	50,000,000
57692	Full Call	3134GYUV2	FHLMC 5.940 06/29/2027	100.00	12/29/23	12/29/23	50,000,000	50,000,000	-	50,000,000
57693	Full Call	3134GYUV2	FHLMC 5.940 06/29/2027	100.00	12/29/23	12/29/23	25,000,000	25,000,000	-	25,000,000
57694	Full Call	3134GYUV2	FHLMC 5.940 06/29/2027	100.00	12/29/23	12/29/23	25,000,000	25,000,000	-	25,000,000
57563	Maturity	78015JRE9	RY 5.430 12/29/2023	100.00	12/29/23	12/29/23	100,000,000	100,000,000	-	100,000,000
<b>Activity Total</b>				<b>\$ 100.00</b>			<b>\$ 782,000,000</b>	<b>\$ 782,000,000</b>	<b>\$ -</b>	<b>\$ 782,000,000</b>



## Interest Received Pooled Fund

For month ended December 31, 2023							
Accounting ID	Transaction Type	Cusip	Description	Date Posted	Interest Received	Purchased Interest Adjustment	Net Interest
47216	Interest Income	3133ENGF1	FFCB 0.500 12/01/2023	12/01/2023	62,500.00		62,500.00
47217	Interest Income	3133ENGF1	FFCB 0.500 12/01/2023	12/01/2023	187,500.00		187,500.00
47218	Interest Income	3133ENGF1	FFCB 0.500 12/01/2023	12/01/2023	62,500.00		62,500.00
57673	Interest Income	PPG62B630	BKSANF 5.460 12/04/2023	12/04/2023	276,033.33		276,033.33
46327	Interest Income	3133ELCP7	FFCB 1.625 12/03/2024	12/04/2023	203,125.00		203,125.00
57675	Interest Income	3130AWER7	FHLB 4.625 06/06/2025	12/06/2023	558,854.17		558,854.17
57676	Interest Income	3130AWER7	FHLB 4.625 06/06/2025	12/06/2023	335,312.50		335,312.50
57677	Interest Income	3130AWER7	FHLB 4.625 06/06/2025	12/06/2023	1,162,416.66		1,162,416.66
57678	Interest Income	3130AWER7	FHLB 4.625 06/06/2025	12/06/2023	223,541.67		223,541.67
47248	Interest Income	3130A3VC5	FHLB 2.250 12/08/2023	12/08/2023	337,500.00		337,500.00
47249	Interest Income	3130A3VC5	FHLB 2.250 12/08/2023	12/08/2023	112,500.00		112,500.00
47230	Interest Income	3133ENGQ7	FFCB 0.920 12/09/2024	12/11/2023	230,000.00		230,000.00
47231	Interest Income	3133ENGQ7	FFCB 0.920 12/09/2024	12/11/2023	230,000.00		230,000.00
47379	Interest Income	3133ENYH7	FFCB 2.625 06/10/2024	12/11/2023	1,312,500.00		1,312,500.00
47409	Interest Income	3130ASGU7	FHLB 3.500 06/11/2027	12/11/2023	216,562.50		216,562.50
47410	Interest Income	3130ASGU7	FHLB 3.500 06/11/2027	12/11/2023	175,000.00		175,000.00
47411	Interest Income	3130ASGU7	FHLB 3.500 06/11/2027	12/11/2023	380,187.50		380,187.50
57657	Interest Income	3130AVWS7	FHLB 3.750 06/12/2026	12/12/2023	385,288.03	8,877.60	376,410.43
57665	Interest Income	3130AVWS7	FHLB 3.750 06/12/2026	12/12/2023	452,083.33	25,000.00	427,083.33
57671	Interest Income	3130AWAH3	FHLB 4.000 06/12/2026	12/12/2023	328,333.33	10,000.00	318,333.33
57672	Interest Income	3130AWAH3	FHLB 4.000 06/12/2026	12/12/2023	218,888.89	6,666.67	212,222.22
57701	Interest Income	3130AWLZ1	FHLB 4.750 06/12/2026	12/12/2023	1,002,777.78		1,002,777.78
57540	Interest Income	3133EN4B3	FFCB 4.250 06/13/2025	12/13/2023	318,750.00		318,750.00
57541	Interest Income	3133EN4B3	FFCB 4.250 06/13/2025	12/13/2023	318,750.00		318,750.00
57650	Interest Income	3130ATST5	FHLB 4.375 06/13/2025	12/13/2023	218,750.00		218,750.00
57655	Interest Income	3130ATST5	FHLB 4.375 06/13/2025	12/13/2023	216,890.63		216,890.63
57656	Interest Income	3130ATST5	FHLB 4.375 06/13/2025	12/13/2023	557,812.50		557,812.50
57658	Interest Income	3130ATST5	FHLB 4.375 06/13/2025	12/13/2023	65,625.00		65,625.00
57659	Interest Income	3130ATST5	FHLB 4.375 06/13/2025	12/13/2023	218,750.00		218,750.00
57666	Interest Income	3130ATST5	FHLB 4.375 06/13/2025	12/13/2023	525,000.00		525,000.00
57682	Interest Income	3130AWFH8	FHLB 5.510 07/12/2024	12/13/2023	1,377,500.00		1,377,500.00
57708	Interest Income	3130AWLY4	FHLB 5.125 06/13/2025	12/13/2023	1,048,767.19	102,820.31	945,946.88
57709	Interest Income	3130AWLY4	FHLB 5.125 06/13/2025	12/13/2023	235,237.50	23,062.50	212,175.00
47381	Interest Income	3133ENYQ7	FFCB 2.950 06/13/2025	12/13/2023	737,500.00		737,500.00
47425	Interest Income	3130ASG86	FHLB 3.375 06/13/2025	12/13/2023	214,312.50		214,312.50
47426	Interest Income	3130ASG86	FHLB 3.375 06/13/2025	12/13/2023	201,487.50		201,487.50
57539	Interest Income	3133EN4B3	FFCB 4.250 06/13/2025	12/13/2023	318,750.00		318,750.00
47322	Interest Income	45906M3B5	IBRD 1.980 06/14/2024	12/14/2023	990,000.00		990,000.00
47369	Interest Income	3130A1XJ2	FHLB 2.875 06/14/2024	12/14/2023	366,562.50		366,562.50
47371	Interest Income	3130A1XJ2	FHLB 2.875 06/14/2024	12/14/2023	718,750.00		718,750.00
47373	Interest Income	3130A1XJ2	FHLB 2.875 06/14/2024	12/14/2023	258,462.50		258,462.50
47374	Interest Income	3130A1XJ2	FHLB 2.875 06/14/2024	12/14/2023	229,353.13		229,353.13
47413	Interest Income	3130ASHK8	FHLB 3.125 06/14/2024	12/14/2023	437,500.00		437,500.00
47414	Interest Income	3130ASHK8	FHLB 3.125 06/14/2024	12/14/2023	440,781.25		440,781.25
57679	Interest Income	3133EPMU6	FFCB 4.250 06/15/2026	12/15/2023	637,500.00		637,500.00
57680	Interest Income	3133EPMU6	FFCB 4.250 06/15/2026	12/15/2023	425,000.00		425,000.00
57681	Interest Income	3133EPMV4	FFCB 4.125 06/15/2027	12/15/2023	596,887.50		596,887.50
57683	Interest Income	3133EPMU6	FFCB 4.250 06/15/2026	12/15/2023	524,875.00		524,875.00

## Interest Received Pooled Fund

Accounting ID	Transaction Type	Cusip	Description	Date Posted	Interest Received	Purchased Interest Adjustment	Net Interest
57684	Interest Income	45906M4C2	IBRD 5.750 06/15/2026	12/15/2023	920,000.00		920,000.00
46982	Interest Income	91282CBA8	T 0.125 12/15/2023	12/15/2023	31,250.00		31,250.00
47244	Interest Income	91282CBA8	T 0.125 12/15/2023	12/15/2023	31,250.00		31,250.00
47259	Interest Income	91282CBA8	T 0.125 12/15/2023	12/15/2023	31,250.00		31,250.00
57556	Interest Income	78015JPE1	RY 5.370 12/18/2023	12/18/2023	2,714,833.35		2,714,833.35
57689	Interest Income	PPG42YDZ6	BRIDGE 5.370 12/18/2023	12/18/2023	270,769.28		270,769.28
47239	Interest Income	3135G04Z3	FNMA 0.500 06/17/2025	12/18/2023	25,000.00		25,000.00
47241	Interest Income	3135G04Z3	FNMA 0.500 06/17/2025	12/18/2023	11,637.50		11,637.50
47263	Interest Income	3133ENHM5	FFCB 1.170 12/16/2025	12/18/2023	263,250.00		263,250.00
47264	Interest Income	3133ENHM5	FFCB 1.170 12/16/2025	12/18/2023	292,500.00		292,500.00
47383	Interest Income	3133ENYX2	FFCB 3.250 06/17/2024	12/18/2023	812,500.00		812,500.00
47384	Interest Income	3133ENYX2	FFCB 3.250 06/17/2024	12/18/2023	406,250.00		406,250.00
47388	Interest Income	3133ENYX2	FFCB 3.250 06/17/2024	12/18/2023	406,250.00		406,250.00
57542	Interest Income	3133EN4N7	FFCB 4.250 12/20/2024	12/20/2023	531,250.00		531,250.00
57543	Interest Income	3133EN4N7	FFCB 4.250 12/20/2024	12/20/2023	212,500.00		212,500.00
57544	Interest Income	3133EN4N7	FFCB 4.250 12/20/2024	12/20/2023	531,250.00		531,250.00
47260	Interest Income	3133ENHR4	FFCB 0.680 12/20/2023	12/20/2023	210,800.00		210,800.00
47261	Interest Income	3133ENHR4	FFCB 0.680 12/20/2023	12/20/2023	85,000.00		85,000.00
47262	Interest Income	3133ENHR4	FFCB 0.680 12/20/2023	12/20/2023	85,000.00		85,000.00
57686	Interest Income	3133EPNG6	FFCB 4.375 06/23/2026	12/26/2023	1,093,750.00		1,093,750.00
57687	Interest Income	3133EPNG6	FFCB 4.375 06/23/2026	12/26/2023	546,875.00		546,875.00
57688	Interest Income	3133EPNG6	FFCB 4.375 06/23/2026	12/26/2023	546,875.00		546,875.00
47392	Interest Income	3133ENZS2	FFCB 3.100 06/28/2024	12/28/2023	387,500.00		387,500.00
47393	Interest Income	3133ENZS2	FFCB 3.100 06/28/2024	12/28/2023	775,000.00		775,000.00
47394	Interest Income	3133ENZS2	FFCB 3.100 06/28/2024	12/28/2023	387,500.00		387,500.00
47402	Interest Income	3133ENZK9	FFCB 3.240 06/28/2027	12/28/2023	451,413.00		451,413.00
57560	Interest Income	3133EN5E6	FFCB 4.000 12/29/2025	12/29/2023	300,000.00		300,000.00
57561	Interest Income	3133EN5E6	FFCB 4.000 12/29/2025	12/29/2023	500,000.00		500,000.00
57562	Interest Income	3133EN5E6	FFCB 4.000 12/29/2025	12/29/2023	400,000.00		400,000.00
57563	Interest Income	78015JRE9	RY 5.430 12/29/2023	12/29/2023	5,399,833.30		5,399,833.30
57692	Interest Income	3134GYUV2	FHLMC 5.940 06/29/2027	12/29/2023	1,485,000.00		1,485,000.00
57693	Interest Income	3134GYUV2	FHLMC 5.940 06/29/2027	12/29/2023	742,500.00		742,500.00
57694	Interest Income	3134GYUV2	FHLMC 5.940 06/29/2027	12/29/2023	742,500.00		742,500.00
			Activity Total		42,284,245.82	176,427.08	42,107,818.74

## Money Market Fund Activity Pooled Fund

For month ended December 31, 2023				
Accounting ID	Description	Activity Date	Transaction Type	Transaction Amount
TSTXX	BlackRock Liquidity Funds T-Fund	12/01/2023	Interest Received	55,418.06
	<b>Activity Total</b>			<b>55,418.06</b>
FRGXX	Fidelity Govt Portfolio	12/01/2023	Deposit	78,000,000.00
FRGXX	Fidelity Govt Portfolio	12/05/2023	Deposit	75,000,000.00
FRGXX	Fidelity Govt Portfolio	12/29/2023	Interest Received	3,273,371.27
	<b>Activity Total</b>			<b>156,273,371.27</b>
GOFXX	Federated Hermes Govt Obligations	12/05/2023	Deposit	145,000,000.00
GOFXX	Federated Hermes Govt Obligations	12/06/2023	Deposit	175,000,000.00
GOFXX	Federated Hermes Govt Obligations	12/07/2023	Deposit	175,000,000.00
GOFXX	Federated Hermes Govt Obligations	12/08/2023	Deposit	35,000,000.00
GOFXX	Federated Hermes Govt Obligations	12/11/2023	Deposit	90,000,000.00
GOFXX	Federated Hermes Govt Obligations	12/26/2023	Withdrawal	( 105,000,000.00)
GOFXX	Federated Hermes Govt Obligations	12/28/2023	Withdrawal	( 22,000,000.00)
GOFXX	Federated Hermes Govt Obligations	12/29/2023	Deposit	100,000,000.00
GOFXX	Federated Hermes Govt Obligations	12/29/2023	Interest Received	2,240,924.11
	<b>Activity Total</b>			<b>595,240,924.11</b>
DGCXX	Dreyfus Government Cash Management	12/29/2023	Interest Received	67,377.56
	<b>Activity Total</b>			<b>67,377.56</b>
OPGXX	State Street Institutional U.S. Govt MMF	12/04/2023	Withdrawal	( 68,000,000.00)
OPGXX	State Street Institutional U.S. Govt MMF	12/07/2023	Deposit	165,000,000.00
OPGXX	State Street Institutional U.S. Govt MMF	12/12/2023	Withdrawal	( 30,000,000.00)
OPGXX	State Street Institutional U.S. Govt MMF	12/13/2023	Withdrawal	( 70,000,000.00)
OPGXX	State Street Institutional U.S. Govt MMF	12/14/2023	Withdrawal	( 27,000,000.00)
OPGXX	State Street Institutional U.S. Govt MMF	12/15/2023	Deposit	74,000,000.00
OPGXX	State Street Institutional U.S. Govt MMF	12/18/2023	Withdrawal	( 50,000,000.00)
OPGXX	State Street Institutional U.S. Govt MMF	12/19/2023	Deposit	14,000,000.00
OPGXX	State Street Institutional U.S. Govt MMF	12/20/2023	Withdrawal	( 52,000,000.00)
OPGXX	State Street Institutional U.S. Govt MMF	12/21/2023	Withdrawal	( 55,000,000.00)
OPGXX	State Street Institutional U.S. Govt MMF	12/22/2023	Deposit	32,000,000.00
OPGXX	State Street Institutional U.S. Govt MMF	12/27/2023	Deposit	80,000,000.00
OPGXX	State Street Institutional U.S. Govt MMF	12/29/2023	Deposit	100,000,000.00
OPGXX	State Street Institutional U.S. Govt MMF	12/29/2023	Interest Received	3,127,628.39
	<b>Activity Total</b>			<b>116,127,628.39</b>
IMPXX	Morgan Stanley Institutional Liquidity	12/29/2023	Interest Received	72,721.81
	<b>Activity Total</b>			<b>72,721.81</b>