

**Office of the Treasurer & Tax Collector
City and County of San Francisco**



José Cisneros, Treasurer

Tajel Shah, Chief Assistant Treasurer
Hubert R White, III CFA, CTP, Chief Investment Officer

Investment Report for the month of January 2024

February 15, 2024

**The Honorable London N. Breed
Mayor of San Francisco
City Hall, Room 200
1 Dr. Carlton B. Goodlett Place
San Francisco, CA 94102-4638**

**The Honorable Board of Supervisors
City and County of San Francisco
City Hall, Room 244
1 Dr. Carlton B. Goodlett Place
San Francisco, CA 94102-4638**

Colleagues,

In accordance with the provisions of California State Government Code, Section 53646, we forward this report detailing the City's pooled fund portfolio as of January 31, 2024. These investments provide sufficient liquidity to meet expenditure requirements for the next six months and are in compliance with our statement of investment policy and California Code.

This correspondence and its attachments show the investment activity for the month of January 2024 for the portfolios under the Treasurer's management. All pricing and valuation data is obtained from Interactive Data Corporation.

CCSF Pooled Fund Investment Earnings Statistics *

<i>(in \$ million)</i>	Current Month		Prior Month	
	<u>Fiscal YTD</u>	<u>January 2024</u>	<u>Fiscal YTD</u>	<u>December 2023</u>
Average Daily Balance	\$ 15,541	\$ 15,873	\$ 15,483	\$ 16,087
Net Earnings	295.74	46.16	249.58	46.73
Earned Income Return	3.24%	3.43%	3.21%	3.43%

CCSF Pooled Fund Statistics *

<i>(in \$ million)</i>	% of Portfolio	Book Value	Market Value	Wtd. Avg. Coupon	Wtd. Avg. YTM	WAM
Investment Type						
U.S. Treasuries	20.91%	\$ 3,369.4	\$ 3,215.2	1.08%	1.25%	636
Federal Agencies	43.59%	6,815.3	6,704.0	3.06%	3.16%	629
Public Time Deposits	0.26%	40.0	40.0	5.34%	5.34%	146
Negotiable CDs	13.10%	2,010.0	2,014.5	5.83%	5.83%	173
Commercial Paper	7.29%	1,121.0	1,121.3	0.00%	5.63%	80
Money Market Funds	10.97%	1,686.2	1,686.2	5.25%	5.25%	1
Supranationals	3.88%	611.9	597.1	2.34%	2.07%	382
Totals	100.0%	\$ 15,653.8	\$ 15,378.3	3.00%	3.48%	454

In the remainder of this report, we provide additional information and analytics at the security-level and portfolio-level, as recommended by the California Debt and Investment Advisory Commission.

Respectfully,

**José Cisneros
Treasurer**

cc: Treasury Oversight Committee: Aimee Brown, Kevin Kone, Brenda Kwee McNulty
Ben Rosenfield - Controller, Office of the Controller
Mark de la Rosa - Director of Audits, Office of the Controller
Mayor's Office of Public Policy and Finance
San Francisco County Transportation Authority
San Francisco Public Library
San Francisco Health Service System

Portfolio Summary

Pooled Fund

As of January 31, 2024

<i>(in \$ million)</i>							
Security Type	Par Value	Book Value	Market Value	Market/Book Price	Current % Allocation	Max. Policy Allocation	Compliant?
U.S. Treasuries	\$ 3,375.0	\$ 3,369.4	\$ 3,215.2	95.42	21.52%	100%	Yes
Federal Agencies	6,823.7	6,815.3	6,704.0	98.37	43.54%	100%	Yes
State & Local Government							
Agency Obligations	-	-	-	-	0.00%	20%	Yes
Public Time Deposits	40.0	40.0	40.0	100.00	0.26%	100%	Yes
Negotiable CDs	2,010.0	2,010.0	2,014.5	100.22	12.84%	30%	Yes
Bankers Acceptances	-	-	-	-	0.00%	40%	Yes
Commercial Paper	1,135.0	1,121.0	1,121.3	100.02	7.16%	25%	Yes
Medium Term Notes	-	-	-	-	0.00%	30%	Yes
Repurchase Agreements	-	-	-	-	0.00%	10%	Yes
Reverse Repurchase/ Securities Lending Agreements	-	-	-	-	0.00%	\$75mm	Yes
Money Market Funds - Government	1,686.2	1,686.2	1,686.2	100.00	10.77%	20%	Yes
LAIF	-	-	-	-	0.00%	\$50mm	Yes
Supranationals	610.4	611.9	597.1	97.58	3.91%	30%	Yes
TOTAL	\$ 15,680.4	\$ 15,653.8	\$ 15,378.3	98.24	100.00%	-	Yes

The City and County of San Francisco uses the following methodology to determine compliance: Compliance is pre-trade and calculated on a book value basis of the overall portfolio value. Cash balances are included in the City's compliance calculations.

Please note the information in this report does not include cash balances. Due to fluctuations in the market value of the securities held in the Pooled Fund and changes in the City's cash position, the allocation limits may be exceeded on a post-trade compliance basis. In these instances, no compliance violation has occurred, as the policy limits were not exceeded prior to trade execution. The full Investment Policy can be found at <https://sftreasurer.org/banking-investments/investments>

Totals may not add due to rounding.

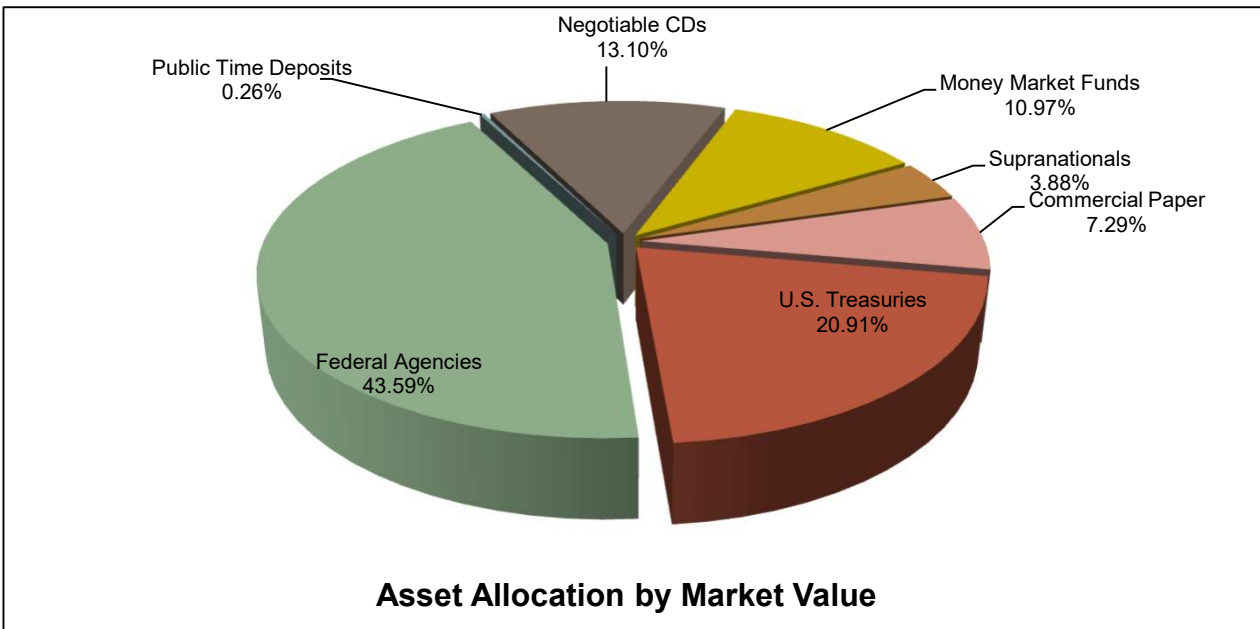
City and County of San Francisco

Pooled Fund Portfolio Statistics

For the month ended January 31, 2024

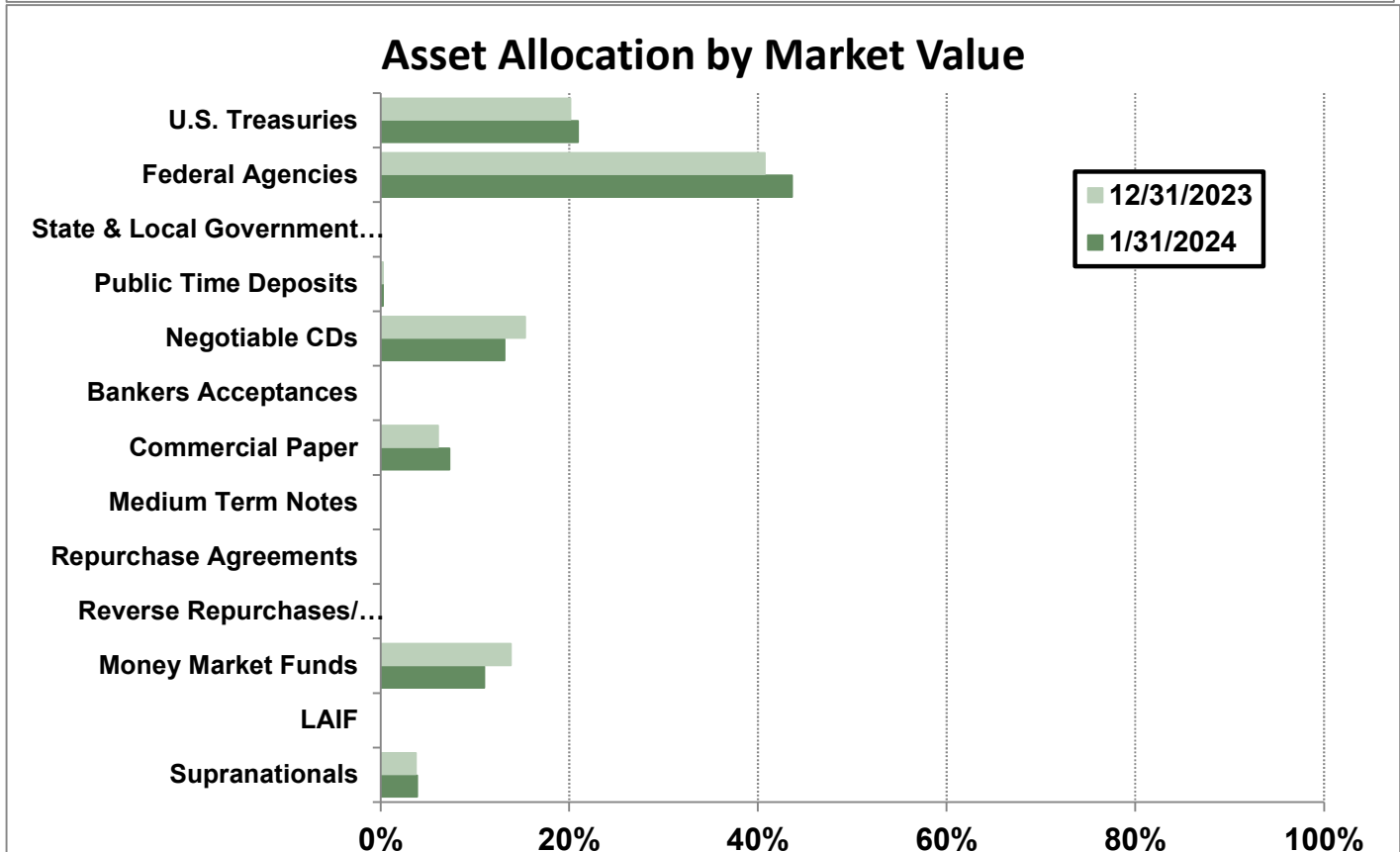
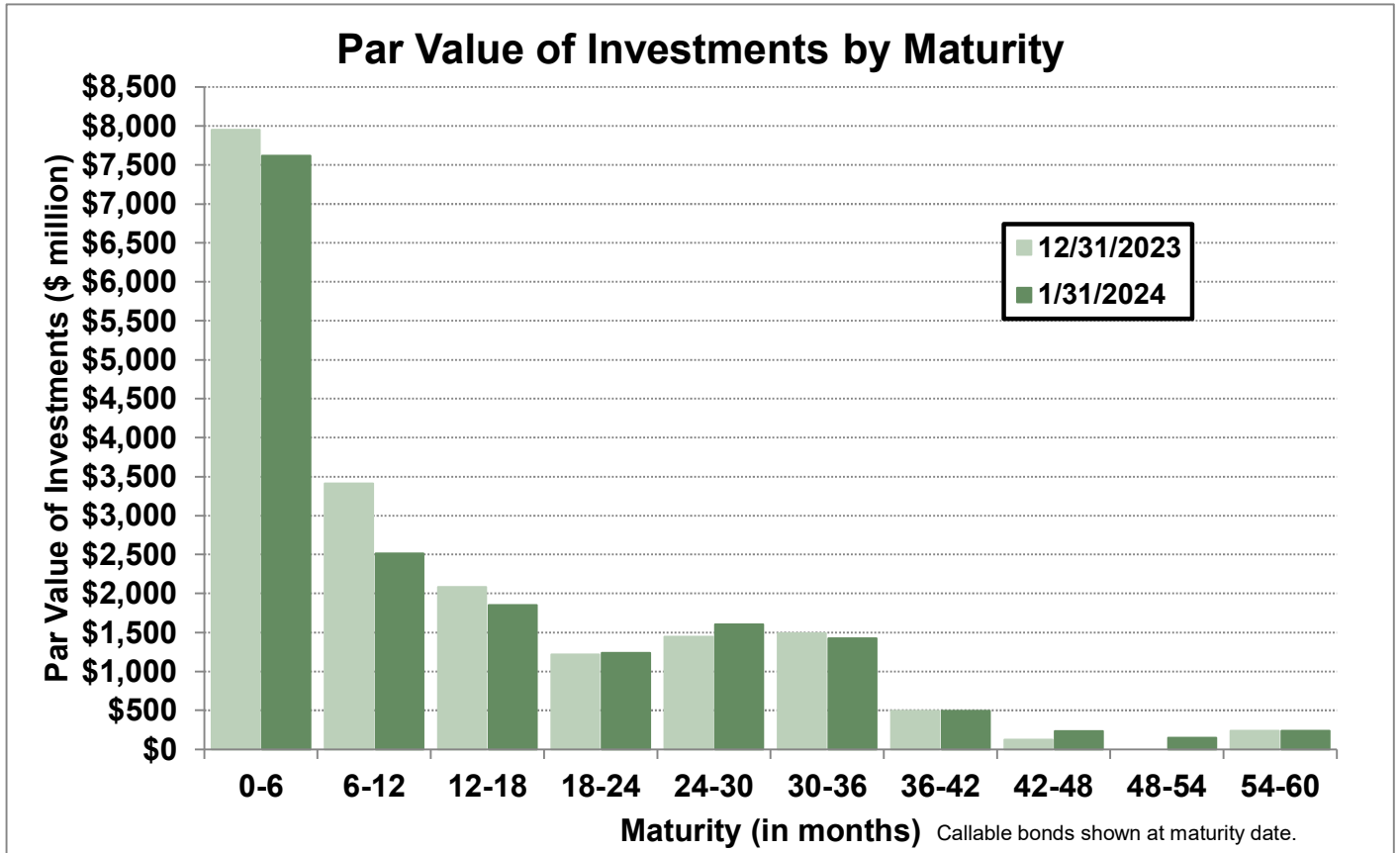
Average Daily Balance	\$15,872,840,049
Net Earnings	\$46,155,474
Earned Income Return	3.43%
Weighted Average Maturity	454 days

Investment Type	(\$ million)	Par Value	Book Value	Market Value
U.S. Treasuries		\$ 3,375.0	\$ 3,369.4	\$ 3,215.2
Federal Agencies		6,823.7	6,815.3	6,704.0
Public Time Deposits		40.0	40.0	40.0
Negotiable CDs		2,010.0	2,010.0	2,014.5
Commercial Paper		1,135.0	1,121.0	1,121.3
Money Market Funds		1,686.2	1,686.2	1,686.2
Supranationals		610.4	611.9	597.1
Total		\$ 15,680.4	\$ 15,653.8	\$ 15,378.3

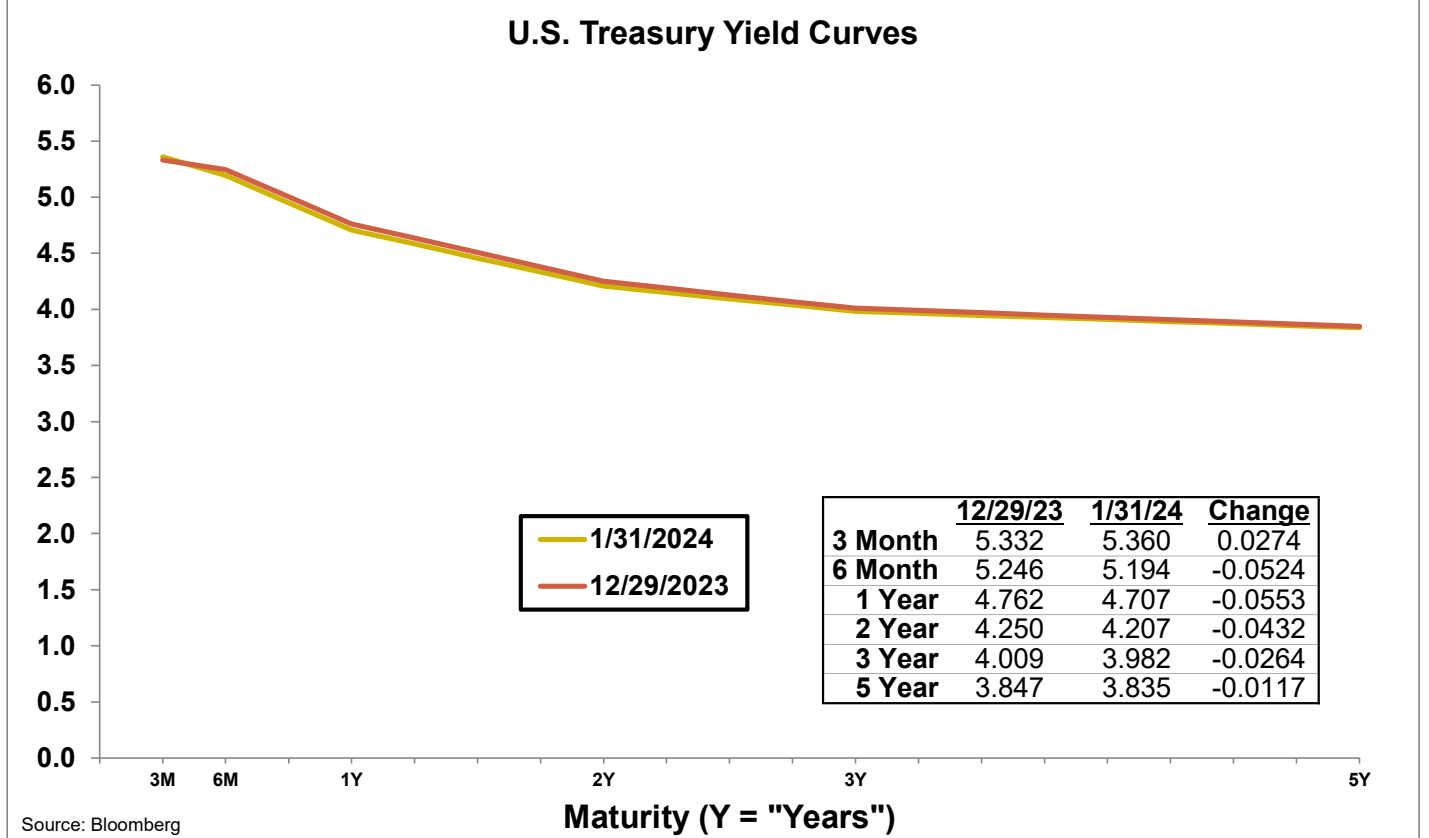
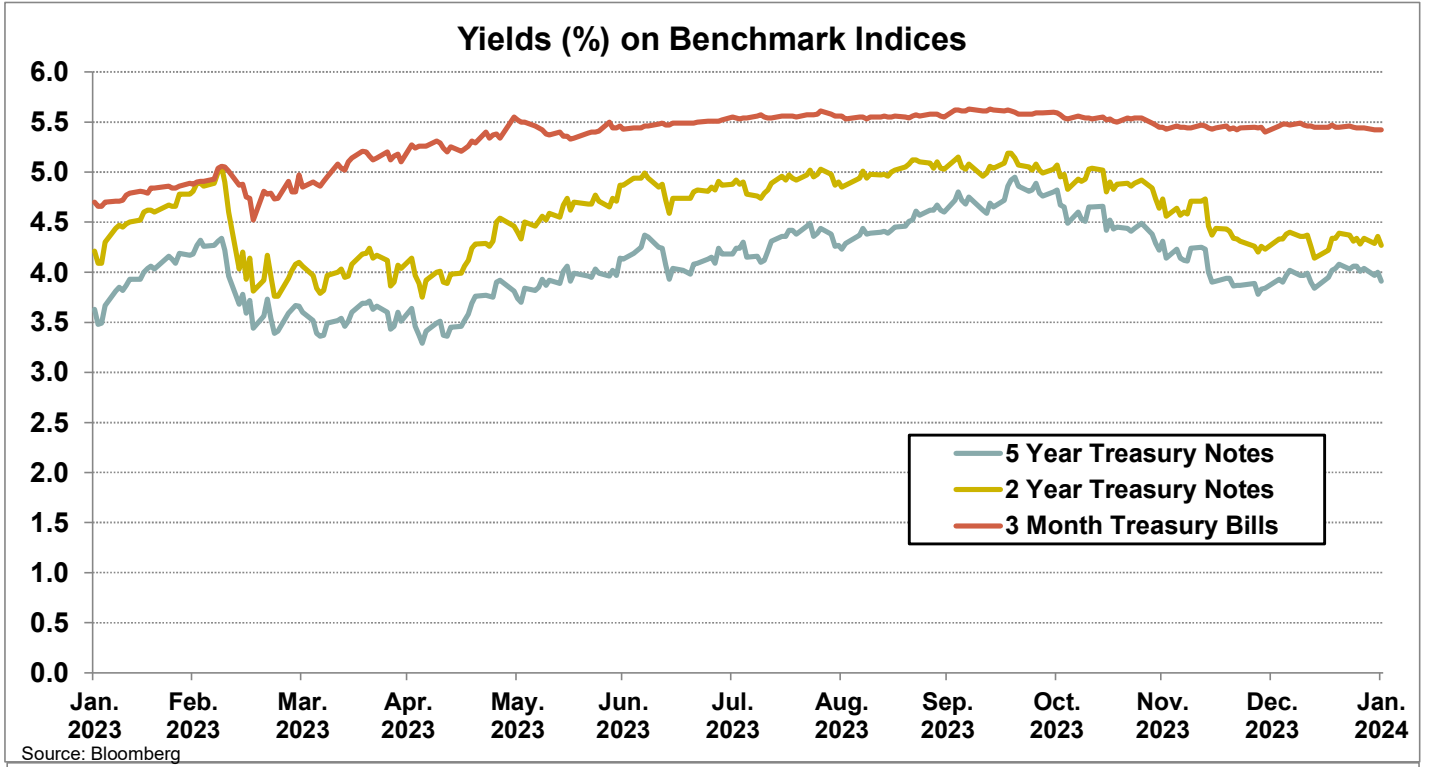


Portfolio Analysis

Pooled Fund



Yield Curves



Investment Inventory

Pooled Fund

As of January 31, 2024

Type of Investment	CUSIP	Issuer Name	Maturity		Coupon	Par Value	Original Cost	Amortized	
			Settle Date	Date				Book Value	Market Value
U.S. Treasuries	912828B66	U.S. Treasury Note	4/11/2022	2/15/2024	2.75	\$ 50,000,000	\$ 50,250,000	\$ 50,005,185	\$ 49,951,000
U.S. Treasuries	91282CBR1	U.S. Treasury Note	3/8/2022	3/15/2024	0.25	50,000,000	48,708,984	49,924,778	49,703,500
U.S. Treasuries	912797JP3	U.S. Treasury Bill	12/26/2023	4/23/2024	0.00	100,000,000	98,274,500	98,811,000	98,816,000
U.S. Treasuries	91282CCC3	U.S. Treasury Note	7/2/2021	5/15/2024	0.25	50,000,000	49,718,750	49,972,090	49,289,000
U.S. Treasuries	912828XT2	U.S. Treasury Note	7/6/2021	5/31/2024	2.00	50,000,000	52,263,672	50,256,265	49,467,000
U.S. Treasuries	91282CCL3	U.S. Treasury Note	8/6/2021	7/15/2024	0.38	50,000,000	49,998,047	49,999,700	48,931,500
U.S. Treasuries	91282CCL3	U.S. Treasury Note	8/9/2021	7/15/2024	0.38	50,000,000	49,960,938	49,993,982	48,931,500
U.S. Treasuries	91282CCL3	U.S. Treasury Note	4/12/2022	7/15/2024	0.38	50,000,000	47,572,266	49,514,453	48,931,500
U.S. Treasuries	912828Y87	U.S. Treasury Note	3/30/2021	7/31/2024	1.75	50,000,000	52,210,938	50,328,285	49,179,500
U.S. Treasuries	91282CCT6	U.S. Treasury Note	8/25/2021	8/15/2024	0.38	50,000,000	49,898,438	49,981,670	48,767,500
U.S. Treasuries	912828YM6	U.S. Treasury Note	4/15/2021	10/31/2024	1.50	50,000,000	51,746,094	50,368,095	48,769,500
U.S. Treasuries	912828G38	U.S. Treasury Note	3/9/2021	11/15/2024	2.25	50,000,000	53,160,156	50,675,668	48,992,000
U.S. Treasuries	912828G38	U.S. Treasury Note	3/12/2021	11/15/2024	2.25	50,000,000	53,228,516	50,691,825	48,992,000
U.S. Treasuries	912828YY0	U.S. Treasury Note	3/15/2021	12/31/2024	1.75	50,000,000	52,226,563	50,536,173	48,664,000
U.S. Treasuries	912828Z52	U.S. Treasury Note	3/30/2021	1/31/2025	1.38	50,000,000	51,515,625	50,394,300	48,394,500
U.S. Treasuries	912828Z52	U.S. Treasury Note	4/15/2021	1/31/2025	1.38	50,000,000	51,507,813	50,396,793	48,394,500
U.S. Treasuries	912828ZC7	U.S. Treasury Note	3/15/2021	2/28/2025	1.13	50,000,000	51,011,719	50,274,969	48,168,000
U.S. Treasuries	912828ZC7	U.S. Treasury Note	3/31/2021	2/28/2025	1.13	50,000,000	50,998,047	50,274,288	48,168,000
U.S. Treasuries	912828ZF0	U.S. Treasury Note	4/15/2021	3/31/2025	0.50	50,000,000	49,779,297	49,935,285	47,707,000
U.S. Treasuries	912828ZF0	U.S. Treasury Note	4/19/2021	3/31/2025	0.50	50,000,000	49,839,844	49,952,908	47,707,000
U.S. Treasuries	912828ZL7	U.S. Treasury Note	5/18/2021	4/30/2025	0.38	50,000,000	49,615,234	49,878,944	47,490,500
U.S. Treasuries	912828XB1	U.S. Treasury Note	9/2/2021	5/15/2025	2.13	50,000,000	52,849,609	50,989,243	48,525,500
U.S. Treasuries	912828ZW3	U.S. Treasury Note	3/8/2021	6/30/2025	0.25	50,000,000	49,140,625	49,718,998	47,152,500
U.S. Treasuries	912828ZW3	U.S. Treasury Note	3/9/2021	6/30/2025	0.25	50,000,000	49,042,969	49,686,867	47,152,500
U.S. Treasuries	912828ZW3	U.S. Treasury Note	5/12/2021	6/30/2025	0.25	50,000,000	49,281,250	49,754,863	47,152,500
U.S. Treasuries	912828ZW3	U.S. Treasury Note	5/13/2021	6/30/2025	0.25	50,000,000	49,183,594	49,721,372	47,152,500
U.S. Treasuries	912828ZW3	U.S. Treasury Note	5/18/2021	6/30/2025	0.25	50,000,000	49,253,906	49,744,522	47,152,500
U.S. Treasuries	912828ZW3	U.S. Treasury Note	7/12/2021	6/30/2025	0.25	50,000,000	49,310,547	49,754,956	47,152,500
U.S. Treasuries	912828ZW3	U.S. Treasury Note	8/5/2021	6/30/2025	0.25	50,000,000	49,500,000	49,819,298	47,152,500
U.S. Treasuries	912828ZW3	U.S. Treasury Note	8/6/2021	6/30/2025	0.25	50,000,000	49,406,250	49,785,266	47,152,500
U.S. Treasuries	912828ZW3	U.S. Treasury Note	12/7/2021	6/30/2025	0.25	50,000,000	48,628,906	49,457,253	47,152,500
U.S. Treasuries	91282CAB7	U.S. Treasury Note	8/5/2021	7/31/2025	0.25	50,000,000	49,458,984	49,797,119	47,006,000
U.S. Treasuries	91282CAB7	U.S. Treasury Note	8/6/2021	7/31/2025	0.25	50,000,000	49,363,281	49,761,066	47,006,000
U.S. Treasuries	91282CFK2	U.S. Treasury Note	10/7/2022	9/15/2025	3.50	50,000,000	48,968,750	49,431,564	49,324,000
U.S. Treasuries	91282CAM3	U.S. Treasury Note	5/12/2021	9/30/2025	0.25	50,000,000	49,109,375	49,662,541	46,748,000
U.S. Treasuries	91282CAM3	U.S. Treasury Note	7/26/2021	9/30/2025	0.25	50,000,000	49,281,250	49,714,289	46,748,000
U.S. Treasuries	91282CAT8	U.S. Treasury Note	2/25/2021	10/31/2025	0.25	50,000,000	49,298,828	49,738,240	46,613,500
U.S. Treasuries	91282CAT8	U.S. Treasury Note	3/2/2021	10/31/2025	0.25	50,000,000	49,078,125	49,654,838	46,613,500
U.S. Treasuries	91282CAT8	U.S. Treasury Note	3/4/2021	10/31/2025	0.25	50,000,000	49,048,828	49,643,450	46,613,500
U.S. Treasuries	91282CBC4	U.S. Treasury Note	2/25/2021	12/31/2025	0.38	50,000,000	49,455,078	49,784,802	46,482,500
U.S. Treasuries	91282CBC4	U.S. Treasury Note	2/26/2021	12/31/2025	0.38	50,000,000	49,271,484	49,712,135	46,482,500
U.S. Treasuries	91282CBW0	U.S. Treasury Note	6/28/2021	4/30/2026	0.75	50,000,000	49,662,109	49,843,389	46,392,500
U.S. Treasuries	91282CBW0	U.S. Treasury Note	7/2/2021	4/30/2026	0.75	50,000,000	49,730,469	49,874,790	46,392,500
U.S. Treasuries	912828R36	U.S. Treasury Note	7/23/2021	5/15/2026	1.63	50,000,000	52,203,125	51,045,763	47,275,500
U.S. Treasuries	912828R36	U.S. Treasury Note	8/27/2021	5/15/2026	1.63	50,000,000	51,890,625	50,915,669	47,275,500
U.S. Treasuries	91282CCJ8	U.S. Treasury Note	7/2/2021	6/30/2026	0.88	50,000,000	49,931,641	49,967,020	46,355,500
U.S. Treasuries	91282CCJ8	U.S. Treasury Note	7/14/2021	6/30/2026	0.88	50,000,000	50,070,313	50,034,147	46,355,500
U.S. Treasuries	91282CCJ8	U.S. Treasury Note	7/22/2021	6/30/2026	0.88	50,000,000	50,345,703	50,168,636	46,355,500
U.S. Treasuries	91282CCJ8	U.S. Treasury Note	7/22/2021	6/30/2026	0.88	50,000,000	50,328,125	50,160,061	46,355,500

Investment Inventory

Pooled Fund

Type of Investment	CUSIP	Issuer Name	Maturity			Amortized				
			Settle Date	Date	Coupon	Par Value	Original Cost	Book Value	Market Value	
U.S. Treasuries	91282CCJ8	U.S. Treasury Note	8/6/2021	6/30/2026	0.88	50,000,000	50,406,250	50,199,832	46,355,500	
U.S. Treasuries	91282CCJ8	U.S. Treasury Note	8/10/2021	6/30/2026	0.88	50,000,000	50,240,234	50,118,435	46,355,500	
U.S. Treasuries	91282CCJ8	U.S. Treasury Note	9/24/2021	6/30/2026	0.88	50,000,000	49,937,500	49,968,391	46,355,500	
U.S. Treasuries	91282CCJ8	U.S. Treasury Note	10/14/2021	6/30/2026	0.88	50,000,000	49,593,750	49,792,151	46,355,500	
U.S. Treasuries	91282CCJ8	U.S. Treasury Note	1/4/2022	6/30/2026	0.88	50,000,000	49,027,344	49,477,450	46,355,500	
U.S. Treasuries	91282CCW9	U.S. Treasury Note	9/28/2021	8/31/2026	0.75	50,000,000	49,449,219	49,711,437	45,970,500	
U.S. Treasuries	91282CCZ0	U.S. Treasury Note	10/8/2021	9/30/2026	0.88	50,000,000	49,689,453	49,833,965	46,051,000	
U.S. Treasuries	91282CCZ2	U.S. Treasury Note	10/8/2021	9/30/2026	0.88	50,000,000	49,671,875	49,824,567	46,051,000	
U.S. Treasuries	91282CCZ2	U.S. Treasury Note	10/19/2021	9/30/2026	0.88	50,000,000	49,318,359	49,633,340	46,051,000	
U.S. Treasuries	91282CDK4	U.S. Treasury Note	12/3/2021	11/30/2026	1.25	50,000,000	50,072,266	50,040,949	46,314,500	
U.S. Treasuries	91282CDK4	U.S. Treasury Note	12/7/2021	11/30/2026	1.25	50,000,000	50,117,188	50,066,550	46,314,500	
U.S. Treasuries	91282CDK4	U.S. Treasury Note	3/29/2022	11/30/2026	1.25	50,000,000	47,078,125	48,231,812	46,314,500	
U.S. Treasuries	91282CDQ1	U.S. Treasury Note	3/29/2022	12/31/2026	1.25	50,000,000	47,107,422	48,229,170	46,250,000	
U.S. Treasuries	91282CEF4	U.S. Treasury Note	4/6/2022	3/31/2027	2.50	25,000,000	24,757,813	24,846,437	23,905,250	
U.S. Treasuries	91282CHK0	U.S. Treasury Note	1/5/2024	6/30/2028	4.00	50,000,000	49,974,609	49,975,028	50,176,000	
U.S. Treasuries	91282CHK0	U.S. Treasury Note	1/18/2024	6/30/2028	4.00	50,000,000	49,927,734	49,928,357	50,176,000	
U.S. Treasuries	91282CHK0	U.S. Treasury Note	1/18/2024	6/30/2028	4.00	50,000,000	49,904,297	49,905,121	50,176,000	
U.S. Treasuries	91282CHX2	U.S. Treasury Note	12/12/2023	8/31/2028	4.38	50,000,000	50,115,234	50,111,825	50,986,500	
Subtotals					1.08	\$ 3,375,000,000	\$ 3,371,967,860	\$ 3,369,403,634	\$ 3,215,222,750	
Federal Agencies	313384ST7	Federal Home Loan Bank Discount	4/21/2023	2/6/2024	0.00	\$ 10,650,000	\$ 10,236,780	\$ 10,642,900	\$ 10,640,735	
Federal Agencies	3130AFW94	Federal Home Loan Bank	11/12/2021	2/13/2024	2.50	39,010,000	40,648,810	39,033,895	38,977,232	
Federal Agencies	3133ELNE0	Federal Farm Credit Bank	3/18/2020	2/14/2024	1.43	20,495,000	20,950,604	20,499,148	20,466,922	
Federal Agencies	3130AUYG3	Federal Home Loan Bank	2/16/2023	2/16/2024	5.10	25,000,000	24,996,500	24,999,856	24,996,500	
Federal Agencies	3133EMRZ7	Federal Farm Credit Bank	2/26/2021	2/26/2024	0.25	5,000,000	4,998,200	4,999,959	4,982,700	
Federal Agencies	3133EMRZ7	Federal Farm Credit Bank	2/26/2021	2/26/2024	0.25	5,000,000	4,998,200	4,999,959	4,982,700	
Federal Agencies	3133EMRZ7	Federal Farm Credit Bank	2/26/2021	2/26/2024	0.25	100,000,000	99,964,000	99,999,178	99,654,000	
Federal Agencies	3130ARHG9	Federal Home Loan Bank	3/25/2022	2/28/2024	2.13	11,000,000	10,987,460	10,999,520	10,972,280	
Federal Agencies	3130ARHG9	Federal Home Loan Bank	3/25/2022	2/28/2024	2.13	25,000,000	24,971,500	24,998,909	24,937,000	
Federal Agencies	3130ATUQ8	Federal Home Loan Bank	11/15/2022	3/8/2024	4.75	10,000,000	10,013,300	10,001,000	9,993,800	
Federal Agencies	3130ATUQ8	Federal Home Loan Bank	11/18/2022	3/8/2024	4.75	20,000,000	20,000,800	20,000,061	19,987,600	
Federal Agencies	3130ATUQ8	Federal Home Loan Bank	12/8/2022	3/8/2024	4.75	25,000,000	24,982,000	24,998,579	24,984,500	
Federal Agencies	3130ATUQ8	Federal Home Loan Bank	11/18/2022	3/8/2024	4.75	30,000,000	30,001,800	30,000,136	29,981,400	
Federal Agencies	3130ATUQ8	Federal Home Loan Bank	12/8/2022	3/8/2024	4.75	30,000,000	29,978,400	29,998,295	29,981,400	
Federal Agencies	3133EMTW2	Federal Farm Credit Bank	3/18/2021	3/18/2024	0.30	50,000,000	49,939,500	49,997,461	49,681,500	
Federal Agencies	3133EMTW2	Federal Farm Credit Bank	3/18/2021	3/18/2024	0.30	50,000,000	49,939,450	49,997,459	49,681,500	
Federal Agencies	3133EMWV0	Federal Farm Credit Bank	5/4/2021	4/22/2024	0.35	16,545,000	16,549,633	16,545,346	16,363,501	
Federal Agencies	3133EMWV0	Federal Farm Credit Bank	5/4/2021	4/22/2024	0.35	29,424,000	29,432,239	29,424,616	29,101,219	
Federal Agencies	3133EMWV0	Federal Farm Credit Bank	5/4/2021	4/22/2024	0.35	39,000,000	39,010,920	39,000,816	38,572,170	
Federal Agencies	3133ENWP1	Federal Farm Credit Bank	5/16/2022	5/16/2024	2.63	45,000,000	44,939,250	44,991,274	44,637,750	
Federal Agencies	3133ENWP1	Federal Farm Credit Bank	5/16/2022	5/16/2024	2.63	50,000,000	49,932,500	49,990,304	49,597,500	
Federal Agencies	3133ENYH7	Federal Farm Credit Bank	6/10/2022	6/10/2024	2.63	100,000,000	99,871,000	99,977,059	99,084,000	
Federal Agencies	3130A1XJ2	Federal Home Loan Bank	5/18/2022	6/14/2024	2.88	15,955,000	16,008,449	15,964,449	15,822,733	
Federal Agencies	3130A1XJ2	Federal Home Loan Bank	5/18/2022	6/14/2024	2.88	17,980,000	18,043,829	17,991,284	17,830,946	
Federal Agencies	3130A1XJ2	Federal Home Loan Bank	5/12/2022	6/14/2024	2.88	25,500,000	25,552,530	25,509,213	25,288,605	
Federal Agencies	3130A1XJ2	Federal Home Loan Bank	5/16/2022	6/14/2024	2.88	50,000,000	50,204,000	50,035,968	49,585,500	
Federal Agencies	3130ASHK8	Federal Home Loan Bank	7/22/2022	6/14/2024	3.13	28,000,000	27,904,520	27,981,538	27,788,320	
Federal Agencies	3130ASHK8	Federal Home Loan Bank	7/22/2022	6/14/2024	3.13	28,210,932	28,114,932	28,191,618	27,996,732	
Federal Agencies	3133ENYX2	Federal Farm Credit Bank	6/17/2022	6/17/2024	3.25	25,000,000	24,970,500	24,994,471	24,812,750	
Federal Agencies	3133ENYX2	Federal Farm Credit Bank	6/17/2022	6/17/2024	3.25	25,000,000	24,970,750	24,994,518	24,812,750	

Investment Inventory

Pooled Fund

Type of Investment	CUSIP	Issuer Name	Maturity			Par Value	Original Cost	Amortized	
			Settle Date	Date	Coupon			Book Value	Market Value
Federal Agencies	3133ENYX2	Federal Farm Credit Bank	6/17/2022	6/17/2024	3.25	50,000,000	49,970,000	49,994,378	49,625,500
Federal Agencies	3133ENZS2	Federal Farm Credit Bank	6/28/2022	6/28/2024	3.10	25,000,000	24,987,500	24,997,469	24,765,500
Federal Agencies	3133ENZS2	Federal Farm Credit Bank	6/28/2022	6/28/2024	3.10	25,000,000	24,986,500	24,997,267	24,765,500
Federal Agencies	3133ENZS2	Federal Farm Credit Bank	6/28/2022	6/28/2024	3.10	50,000,000	49,973,000	49,994,534	49,531,000
Federal Agencies	313384YV5	Federal Home Loan Bank Discount	10/31/2023	7/1/2024	0.00	25,000,000	24,111,264	24,450,003	24,477,000
Federal Agencies	313384YV5	Federal Home Loan Bank Discount	10/31/2023	7/1/2024	0.00	25,000,000	24,111,264	24,450,003	24,477,000
Federal Agencies	313384YV5	Federal Home Loan Bank Discount	10/31/2023	7/1/2024	0.00	25,000,000	24,111,264	24,450,003	24,477,000
Federal Agencies	3130ASME6	Federal Home Loan Bank	7/8/2022	7/8/2024	3.00	10,000,000	9,980,600	9,995,807	9,905,600
Federal Agencies	3130ASME6	Federal Home Loan Bank	7/8/2022	7/8/2024	3.00	15,000,000	14,970,900	14,993,710	14,858,400
Federal Agencies	3130ASME6	Federal Home Loan Bank	7/8/2022	7/8/2024	3.00	17,500,000	17,466,050	17,492,662	17,334,800
Federal Agencies	3133EM525	Federal Farm Credit Bank	8/6/2021	7/23/2024	0.45	50,000,000	50,092,000	50,014,710	48,912,500
Federal Agencies	3133EPBF1	Federal Farm Credit Bank	2/21/2023	8/21/2024	4.88	10,000,000	9,995,700	9,998,412	9,990,400
Federal Agencies	3133EPBF1	Federal Farm Credit Bank	2/21/2023	8/21/2024	4.88	20,000,000	19,992,000	19,997,046	19,980,800
Federal Agencies	3133EPBF1	Federal Farm Credit Bank	2/21/2023	8/21/2024	4.88	25,000,000	24,990,000	24,996,307	24,976,000
Federal Agencies	3133ENJ84	Federal Farm Credit Bank	8/26/2022	8/26/2024	3.38	50,000,000	49,916,500	49,916,355	49,529,500
Federal Agencies	3130ATVD6	Federal Home Loan Bank	11/10/2022	9/13/2024	4.88	50,000,000	50,062,000	50,020,728	49,929,000
Federal Agencies	3133EM5X6	Federal Farm Credit Bank	9/23/2021	9/23/2024	0.43	25,000,000	24,974,750	24,994,586	24,289,000
Federal Agencies	3133EM5X6	Federal Farm Credit Bank	9/23/2021	9/23/2024	0.43	50,000,000	49,949,500	49,989,172	48,578,000
Federal Agencies	3133EM5X6	Federal Farm Credit Bank	9/23/2021	9/23/2024	0.43	50,000,000	49,949,500	49,989,172	48,578,000
Federal Agencies	3133ENP79	Federal Farm Credit Bank	9/26/2022	9/26/2024	4.25	50,000,000	49,996,000	49,998,698	49,767,000
Federal Agencies	3130ATT31	Federal Home Loan Bank	11/1/2022	10/3/2024	4.50	50,000,000	49,860,500	49,951,314	49,834,500
Federal Agencies	3135GAFY2	Fannie Mae	4/3/2023	10/3/2024	5.32	25,000,000	25,000,000	25,000,000	24,958,000
Federal Agencies	3135GAFY2	Fannie Mae	4/3/2023	10/3/2024	5.32	25,000,000	25,000,000	25,000,000	24,958,000
Federal Agencies	3135GAFY2	Fannie Mae	4/3/2023	10/3/2024	5.32	50,000,000	50,000,000	50,000,000	49,916,000
Federal Agencies	3133EPHD0	Federal Farm Credit Bank	4/28/2023	10/28/2024	4.50	20,000,000	19,968,400	19,984,459	19,958,800
Federal Agencies	3133EPHD0	Federal Farm Credit Bank	4/28/2023	10/28/2024	4.50	25,000,000	24,959,000	24,979,836	24,948,500
Federal Agencies	3133ENEJ5	Federal Farm Credit Bank	11/18/2021	11/18/2024	0.88	10,000,000	9,988,500	9,988,947	9,687,100
Federal Agencies	3133ENEJ5	Federal Farm Credit Bank	11/18/2021	11/18/2024	0.88	10,000,000	9,988,500	9,996,947	9,687,100
Federal Agencies	3133ENEJ5	Federal Farm Credit Bank	11/18/2021	11/18/2024	0.88	50,000,000	49,942,500	49,984,733	48,435,500
Federal Agencies	3133ENZ94	Federal Farm Credit Bank	11/18/2022	11/18/2024	4.50	25,000,000	24,973,500	24,989,451	24,947,000
Federal Agencies	3133ELCP7	Federal Farm Credit Bank	12/3/2019	12/3/2024	1.63	25,000,000	24,960,000	24,993,300	24,330,000
Federal Agencies	3133ENGQ7	Federal Farm Credit Bank	12/9/2021	12/9/2024	0.92	50,000,000	49,985,000	49,995,730	48,366,000
Federal Agencies	3133ENGQ7	Federal Farm Credit Bank	12/9/2021	12/9/2024	0.92	50,000,000	49,963,000	49,989,467	48,366,000
Federal Agencies	3133EN4N7	Federal Farm Credit Bank	12/20/2022	12/20/2024	4.25	10,000,000	9,982,900	9,992,444	9,954,400
Federal Agencies	3133EN4N7	Federal Farm Credit Bank	12/20/2022	12/20/2024	4.25	25,000,000	24,954,500	24,979,895	24,886,000
Federal Agencies	3133EN4N7	Federal Farm Credit Bank	12/20/2022	12/20/2024	4.25	25,000,000	24,954,500	24,979,895	24,886,000
Federal Agencies	3135GAG39	Fannie Mae	3/30/2023	12/30/2024	5.38	25,000,000	25,000,000	25,000,000	24,962,250
Federal Agencies	3135GAG39	Fannie Mae	3/30/2023	12/30/2024	5.38	25,000,000	25,000,000	25,000,000	24,962,250
Federal Agencies	3135GAG39	Fannie Mae	3/30/2023	12/30/2024	5.38	25,000,000	25,000,000	25,000,000	24,962,250
Federal Agencies	3135GAG39	Fannie Mae	3/30/2023	12/30/2024	5.38	25,000,000	25,000,000	25,000,000	24,962,250
Federal Agencies	3133ENKS8	Federal Farm Credit Bank	1/11/2022	1/6/2025	1.13	20,000,000	19,955,000	19,985,976	19,338,800
Federal Agencies	3133ENKS8	Federal Farm Credit Bank	1/11/2022	1/6/2025	1.13	25,000,000	24,943,750	24,982,470	24,173,500
Federal Agencies	3133ENKS8	Federal Farm Credit Bank	1/11/2022	1/6/2025	1.13	25,000,000	24,943,750	24,982,470	24,173,500
Federal Agencies	3135G0X24	Fannie Mae	4/21/2021	1/7/2025	1.63	39,060,000	40,632,556	39,455,167	37,947,571
Federal Agencies	3133ENZ37	Federal Farm Credit Bank	11/10/2022	1/10/2025	4.88	10,000,000	9,999,400	9,999,739	10,000,600
Federal Agencies	3133ENZ37	Federal Farm Credit Bank	11/10/2022	1/10/2025	4.88	20,000,000	19,998,800	19,999,479	20,001,200
Federal Agencies	3133ENZ37	Federal Farm Credit Bank	11/10/2022	1/10/2025	4.88	20,000,000	19,999,580	19,999,818	20,001,200
Federal Agencies	3133EPAG0	Federal Farm Credit Bank	2/10/2023	2/10/2025	4.25	10,000,000	9,947,200	9,947,914	9,947,400
Federal Agencies	3133EPAG0	Federal Farm Credit Bank	2/10/2023	2/10/2025	4.25	29,875,000	29,716,065	29,793,467	29,717,858
Federal Agencies	3137EAEP0	Freddie Mac	2/14/2020	2/12/2025	1.50	5,000,000	4,996,150	4,999,205	4,842,500

Investment Inventory

Pooled Fund

Type of Investment	CUSIP	Issuer Name	Maturity			Par Value	Original Cost	Amortized	
			Settle Date	Date	Coupon			Book Value	Market Value
Federal Agencies	3137EAEP0	Freddie Mac	2/14/2020	2/12/2025	1.50	5,000,000	4,996,150	4,999,205	4,842,500
Federal Agencies	3137EAEP0	Freddie Mac	2/14/2020	2/12/2025	1.50	5,000,000	4,996,150	4,999,205	4,842,500
Federal Agencies	3137EAEP0	Freddie Mac	2/14/2020	2/12/2025	1.50	15,000,000	14,988,450	14,997,614	14,527,500
Federal Agencies	3137EAEP0	Freddie Mac	2/14/2020	2/12/2025	1.50	50,000,000	49,961,500	49,992,047	48,425,000
Federal Agencies	3137EAEP0	Freddie Mac	4/21/2021	2/12/2025	1.50	53,532,000	55,450,052	54,051,099	51,845,742
Federal Agencies	3130AUVZ4	Federal Home Loan Bank	2/13/2023	2/13/2025	4.50	50,000,000	49,921,500	49,959,408	49,894,500
Federal Agencies	3130AV7L0	Federal Home Loan Bank	3/3/2023	2/28/2025	5.00	25,000,000	24,967,000	24,982,185	25,081,750
Federal Agencies	3130AV7L0	Federal Home Loan Bank	3/3/2023	2/28/2025	5.00	35,000,000	34,953,800	34,975,060	35,114,450
Federal Agencies	3133ELQY3	Federal Farm Credit Bank	3/23/2020	3/3/2025	1.21	16,000,000	15,990,720	15,997,965	15,475,680
Federal Agencies	3133ELQY3	Federal Farm Credit Bank	3/23/2020	3/3/2025	1.21	24,000,000	23,964,240	23,992,159	23,213,520
Federal Agencies	3133ENW75	Federal Farm Credit Bank	4/21/2021	4/21/2025	0.60	50,000,000	49,973,500	49,991,928	47,749,000
Federal Agencies	3135G03U5	Fannie Mae	12/8/2021	4/22/2025	0.63	37,938,000	37,367,792	37,731,410	36,171,607
Federal Agencies	3135G03U5	Fannie Mae	7/12/2021	4/22/2025	0.63	50,000,000	50,108,000	50,034,904	47,672,000
Federal Agencies	3135G03U5	Fannie Mae	12/8/2021	4/22/2025	0.63	50,000,000	49,243,950	49,726,078	47,672,000
Federal Agencies	3133ENXE5	Federal Farm Credit Bank	5/23/2022	5/23/2025	2.85	6,000,000	5,991,600	5,996,344	5,880,960
Federal Agencies	3133ENXE5	Federal Farm Credit Bank	5/23/2022	5/23/2025	2.85	20,000,000	19,972,000	19,987,814	19,603,200
Federal Agencies	3130AWER7	Federal Home Loan Bank	6/12/2023	6/6/2025	4.63	10,000,000	9,991,700	9,994,379	10,027,400
Federal Agencies	3130AWER7	Federal Home Loan Bank	6/12/2023	6/6/2025	4.63	15,000,000	14,987,550	14,991,568	15,041,100
Federal Agencies	3130AWER7	Federal Home Loan Bank	6/12/2023	6/6/2025	4.63	25,000,000	24,979,250	24,985,947	25,068,500
Federal Agencies	3130AWER7	Federal Home Loan Bank	6/12/2023	6/6/2025	4.63	52,000,000	51,956,840	51,970,770	52,142,480
Federal Agencies	3130ASG86	Federal Home Loan Bank	8/4/2022	6/13/2025	3.38	11,940,000	12,000,178	11,968,705	11,768,303
Federal Agencies	3130ASG86	Federal Home Loan Bank	8/3/2022	6/13/2025	3.38	12,700,000	12,806,045	12,750,536	12,517,374
Federal Agencies	3130ATST5	Federal Home Loan Bank	5/10/2023	6/13/2025	4.38	3,000,000	3,012,270	3,007,988	2,986,190
Federal Agencies	3130ATST5	Federal Home Loan Bank	5/8/2023	6/13/2025	4.38	9,915,000	9,975,878	9,954,527	9,902,408
Federal Agencies	3130ATST5	Federal Home Loan Bank	5/8/2023	6/13/2025	4.38	10,000,000	10,065,000	10,042,203	9,987,300
Federal Agencies	3130ATST5	Federal Home Loan Bank	5/11/2023	6/13/2025	4.38	10,000,000	10,036,000	10,023,466	9,987,300
Federal Agencies	3130ATST5	Federal Home Loan Bank	5/17/2023	6/13/2025	4.38	24,000,000	24,079,440	24,052,191	23,969,520
Federal Agencies	3130ATST5	Federal Home Loan Bank	5/9/2023	6/13/2025	4.38	25,500,000	25,624,695	25,581,068	25,467,615
Federal Agencies	3130AWLY4	Federal Home Loan Bank	7/25/2023	6/13/2025	5.13	10,800,000	10,818,036	10,813,036	10,899,792
Federal Agencies	3130AWLY4	Federal Home Loan Bank	7/25/2023	6/13/2025	5.13	48,150,000	48,241,967	48,216,472	48,594,906
Federal Agencies	3133EN4B3	Federal Farm Credit Bank	12/13/2022	6/13/2025	4.25	15,000,000	14,988,383	14,993,663	14,965,800
Federal Agencies	3133EN4B3	Federal Farm Credit Bank	12/13/2022	6/13/2025	4.25	15,000,000	14,989,800	14,994,436	14,965,800
Federal Agencies	3133EN4B3	Federal Farm Credit Bank	12/13/2022	6/13/2025	4.25	15,000,000	14,989,050	14,994,027	14,965,800
Federal Agencies	3133ENYQ7	Federal Farm Credit Bank	6/13/2022	6/13/2025	2.95	50,000,000	49,975,500	49,988,868	49,033,500
Federal Agencies	3135G04Z3	Fannie Mae	12/8/2021	6/17/2025	0.50	4,655,000	4,556,640	4,616,634	4,411,264
Federal Agencies	3135G04Z3	Fannie Mae	12/8/2021	6/17/2025	0.50	10,000,000	9,789,600	9,917,933	9,476,400
Federal Agencies	3130AN4A5	Federal Home Loan Bank	7/12/2021	6/30/2025	0.70	17,680,000	17,734,631	17,699,417	16,791,580
Federal Agencies	3133EPKA2	Federal Farm Credit Bank	5/18/2023	8/18/2025	4.00	25,000,000	24,982,000	24,987,665	24,851,250
Federal Agencies	3133EPKA2	Federal Farm Credit Bank	5/18/2023	8/18/2025	4.00	26,500,000	26,483,835	26,488,922	26,342,325
Federal Agencies	3133EPKA2	Federal Farm Credit Bank	5/18/2023	8/18/2025	4.00	30,000,000	29,981,700	29,987,459	29,821,500
Federal Agencies	3135G05X7	Fannie Mae	3/4/2021	8/25/2025	0.38	25,000,000	24,684,250	24,889,729	23,495,000
Federal Agencies	3135G05X7	Fannie Mae	2/25/2021	8/25/2025	0.38	72,500,000	71,862,000	72,278,138	68,135,500
Federal Agencies	3130A8ZQ9	Federal Home Loan Bank	11/2/2021	9/12/2025	1.75	10,295,000	10,575,333	10,412,104	9,852,315
Federal Agencies	3133EPVY8	Federal Farm Credit Bank	9/15/2023	9/15/2025	5.00	8,230,000	8,224,074	8,225,201	8,306,128
Federal Agencies	3133EPVY8	Federal Farm Credit Bank	9/15/2023	9/15/2025	5.00	15,000,000	14,981,850	14,985,301	15,138,750
Federal Agencies	3133EPVY8	Federal Farm Credit Bank	9/15/2023	9/15/2025	5.00	20,000,000	19,975,800	19,980,402	20,185,000
Federal Agencies	3137EAEX3	Freddie Mac	3/4/2021	9/23/2025	0.38	22,600,000	22,295,352	22,490,151	21,172,810
Federal Agencies	3133EPDL6	Federal Farm Credit Bank	3/15/2023	10/1/2025	4.85	50,000,000	50,000,000	50,000,000	50,355,500
Federal Agencies	3133EPYW9	Federal Farm Credit Bank	10/20/2023	10/20/2025	5.13	24,000,000	23,923,440	23,934,332	24,283,920
Federal Agencies	3133EPYW9	Federal Farm Credit Bank	10/20/2023	10/20/2025	5.13	25,000,000	24,985,500	24,987,563	25,295,750

Investment Inventory

Pooled Fund

Type of Investment	CUSIP	Issuer Name	Maturity			Par Value	Original Cost	Amortized	
			Settle Date	Date	Coupon			Book Value	Market Value
Federal Agencies	3133EPYW9	Federal Farm Credit Bank	10/20/2023	10/20/2025	5.13	35,000,000	34,972,350	34,976,284	35,414,050
Federal Agencies	3133EPYW9	Federal Farm Credit Bank	10/20/2023	10/20/2025	5.13	50,000,000	49,972,000	49,975,984	50,591,500
Federal Agencies	3133ENEG1	Federal Farm Credit Bank	11/17/2021	11/17/2025	1.05	39,675,000	39,622,232	39,651,343	37,459,945
Federal Agencies	3133ENEG1	Federal Farm Credit Bank	11/17/2021	11/17/2025	1.05	55,000,000	54,923,000	54,965,479	51,929,350
Federal Agencies	3133ENHM5	Federal Farm Credit Bank	12/16/2021	12/16/2025	1.17	45,000,000	44,954,100	44,978,511	42,471,900
Federal Agencies	3133ENHM5	Federal Farm Credit Bank	12/16/2021	12/16/2025	1.17	50,000,000	49,949,000	49,976,123	47,191,000
Federal Agencies	3133EN5E6	Federal Farm Credit Bank	12/29/2022	12/29/2025	4.00	15,000,000	14,954,700	14,971,192	14,912,250
Federal Agencies	3133EN5E6	Federal Farm Credit Bank	12/29/2022	12/29/2025	4.00	20,000,000	19,939,600	19,961,589	19,883,000
Federal Agencies	3133EN5E6	Federal Farm Credit Bank	12/29/2022	12/29/2025	4.00	25,000,000	24,923,750	24,951,509	24,853,750
Federal Agencies	3133EN6A3	Federal Farm Credit Bank	1/13/2023	1/13/2026	4.00	20,000,000	19,982,400	19,988,566	19,912,200
Federal Agencies	3133EN6A3	Federal Farm Credit Bank	1/13/2023	1/13/2026	4.00	30,000,000	29,977,200	29,985,188	29,868,300
Federal Agencies	3130AUTC8	Federal Home Loan Bank	2/9/2023	2/6/2026	4.01	21,100,000	20,985,427	21,022,849	21,052,525
Federal Agencies	3133EPJX4	Federal Farm Credit Bank	5/17/2023	2/17/2026	3.63	25,000,000	24,928,500	24,946,961	24,714,000
Federal Agencies	3133EPJX4	Federal Farm Credit Bank	5/17/2023	2/17/2026	3.63	30,000,000	29,905,500	29,929,899	29,656,800
Federal Agencies	3133EPBJ3	Federal Farm Credit Bank	2/23/2023	2/23/2026	4.38	25,000,000	24,953,500	24,968,052	25,086,000
Federal Agencies	3133EPBJ3	Federal Farm Credit Bank	2/23/2023	2/23/2026	4.38	28,000,000	27,954,080	27,968,451	28,096,320
Federal Agencies	3133EPBJ3	Federal Farm Credit Bank	2/23/2023	2/23/2026	4.38	50,000,000	49,918,000	49,943,662	50,172,000
Federal Agencies	3133ENJ35	Federal Farm Credit Bank	8/25/2022	2/25/2026	3.32	35,000,000	34,957,650	34,975,020	34,401,150
Federal Agencies	3130AXB31	Federal Home Loan Bank	11/2/2023	3/13/2026	4.88	10,000,000	9,953,900	9,958,767	10,128,200
Federal Agencies	3130AXB31	Federal Home Loan Bank	11/2/2023	3/13/2026	4.88	10,000,000	9,950,700	9,955,905	10,128,200
Federal Agencies	3130AXB31	Federal Home Loan Bank	11/2/2023	3/13/2026	4.88	10,000,000	9,950,700	9,955,905	10,128,200
Federal Agencies	3133EMZ21	Federal Farm Credit Bank	8/9/2021	4/6/2026	0.69	15,500,000	15,458,150	15,480,440	14,368,965
Federal Agencies	3133ENU00	Federal Farm Credit Bank	4/8/2022	4/8/2026	2.64	20,000,000	19,961,200	19,978,834	19,365,000
Federal Agencies	3133ENU00	Federal Farm Credit Bank	4/8/2022	4/8/2026	2.64	30,000,000	29,941,800	29,968,251	29,047,500
Federal Agencies	3130AVWS7	Federal Home Loan Bank	5/10/2023	6/12/2026	3.75	17,045,000	16,991,479	17,004,136	16,901,140
Federal Agencies	3130AVWS7	Federal Home Loan Bank	5/17/2023	6/12/2026	3.75	20,000,000	19,939,200	19,953,289	19,831,200
Federal Agencies	3130AWAH3	Federal Home Loan Bank	6/1/2023	6/12/2026	4.00	10,000,000	9,934,300	9,948,841	9,971,400
Federal Agencies	3130AWAH3	Federal Home Loan Bank	6/1/2023	6/12/2026	4.00	15,000,000	14,899,350	14,921,626	14,957,100
Federal Agencies	3130AWLZ1	Federal Home Loan Bank	7/10/2023	6/12/2026	4.75	50,000,000	49,856,000	49,883,775	50,670,500
Federal Agencies	3133EPMU6	Federal Farm Credit Bank	6/15/2023	6/15/2026	4.25	20,000,000	19,969,200	19,975,692	20,029,000
Federal Agencies	3133EPMU6	Federal Farm Credit Bank	6/15/2023	6/15/2026	4.25	24,700,000	24,640,226	24,652,824	24,735,815
Federal Agencies	3133EPMU6	Federal Farm Credit Bank	6/15/2023	6/15/2026	4.25	30,000,000	29,951,400	29,961,643	30,043,500
Federal Agencies	3133EPNG6	Federal Farm Credit Bank	6/23/2023	6/23/2026	4.38	25,000,000	24,986,750	24,989,446	25,123,750
Federal Agencies	3133EPNG6	Federal Farm Credit Bank	6/23/2023	6/23/2026	4.38	25,000,000	24,986,750	24,989,446	25,123,750
Federal Agencies	3133EPNG6	Federal Farm Credit Bank	6/23/2023	6/23/2026	4.38	50,000,000	49,973,500	49,978,892	50,247,500
Federal Agencies	3133EPVP7	Federal Farm Credit Bank	9/8/2023	7/8/2026	4.75	10,000,000	9,991,700	9,992,872	10,130,000
Federal Agencies	3133EPVP7	Federal Farm Credit Bank	9/8/2023	7/8/2026	4.75	19,000,000	18,984,800	18,986,946	19,247,000
Federal Agencies	3133EPVP7	Federal Farm Credit Bank	9/8/2023	7/8/2026	4.75	21,000,000	20,982,780	20,985,211	21,273,000
Federal Agencies	3130ANNM8	Federal Home Loan Bank	8/19/2021	7/13/2026	1.05	25,000,000	25,000,000	25,000,000	23,111,000
Federal Agencies	3130ANNM8	Federal Home Loan Bank	8/19/2021	7/13/2026	1.05	25,000,000	25,000,000	25,000,000	23,111,000
Federal Agencies	3130ANNM8	Federal Home Loan Bank	8/19/2021	7/13/2026	1.05	25,000,000	25,000,000	25,000,000	23,111,000
Federal Agencies	3130ANNM8	Federal Home Loan Bank	8/19/2021	7/13/2026	1.05	25,000,000	25,000,000	25,000,000	23,111,000
Federal Agencies	3130ANMP2	Federal Home Loan Bank	8/20/2021	7/27/2026	1.07	25,000,000	25,000,000	25,000,000	23,093,750
Federal Agencies	3130ANMP2	Federal Home Loan Bank	8/20/2021	7/27/2026	1.07	25,000,000	25,000,000	25,000,000	23,093,750
Federal Agencies	3130ANMP2	Federal Home Loan Bank	8/20/2021	7/27/2026	1.07	25,000,000	25,000,000	25,000,000	23,093,750
Federal Agencies	3130ANMP2	Federal Home Loan Bank	8/20/2021	7/27/2026	1.07	25,000,000	25,000,000	25,000,000	23,093,750
Federal Agencies	3133EPZY4	Federal Farm Credit Bank	10/30/2023	7/30/2026	5.00	3,000,000	2,991,930	2,992,686	3,061,080
Federal Agencies	3133EPZY4	Federal Farm Credit Bank	10/30/2023	7/30/2026	5.00	9,615,000	9,589,136	9,589,557	9,810,761
Federal Agencies	3133EPZY4	Federal Farm Credit Bank	10/30/2023	7/30/2026	5.00	16,000,000	15,956,960	15,960,990	16,325,760
Federal Agencies	3133EPZY4	Federal Farm Credit Bank	10/30/2023	7/30/2026	5.00	25,000,000	24,936,750	24,942,672	25,509,000

Investment Inventory

Pooled Fund

Type of Investment	CUSIP	Issuer Name	Maturity			Par Value	Original Cost	Amortized	
			Settle Date	Date	Coupon			Book Value	Market Value
Federal Agencies	3130ANTG5	Federal Home Loan Bank	9/13/2021	8/10/2026	1.05	25,000,000	25,000,000	25,000,000	23,059,500
Federal Agencies	3130ANTG5	Federal Home Loan Bank	9/13/2021	8/10/2026	1.05	25,000,000	25,000,000	25,000,000	23,059,500
Federal Agencies	3130ANTG5	Federal Home Loan Bank	9/13/2021	8/10/2026	1.05	25,000,000	25,000,000	25,000,000	23,059,500
Federal Agencies	3130ANTG5	Federal Home Loan Bank	9/13/2021	8/10/2026	1.05	25,000,000	25,000,000	25,000,000	23,059,500
Federal Agencies	3133EPSW6	Federal Farm Credit Bank	8/14/2023	8/14/2026	4.50	50,000,000	49,885,000	49,902,943	50,471,000
Federal Agencies	3130AP6T7	Federal Home Loan Bank	10/1/2021	9/3/2026	1.08	25,000,000	25,000,000	25,000,000	23,022,500
Federal Agencies	3130AP6T7	Federal Home Loan Bank	10/1/2021	9/3/2026	1.08	25,000,000	25,000,000	25,000,000	23,022,500
Federal Agencies	3130AP6T7	Federal Home Loan Bank	10/1/2021	9/3/2026	1.08	25,000,000	25,000,000	25,000,000	23,022,500
Federal Agencies	3133EM4X7	Federal Farm Credit Bank	12/12/2023	9/10/2026	0.80	28,975,000	26,174,277	26,316,686	26,613,827
Federal Agencies	3130AXCP1	Federal Home Loan Bank	10/18/2023	9/11/2026	4.88	11,895,000	11,821,965	11,829,275	12,114,701
Federal Agencies	3130APPR0	Federal Home Loan Bank	11/18/2021	10/19/2026	1.43	25,000,000	25,000,000	25,000,000	23,158,750
Federal Agencies	3130APPR0	Federal Home Loan Bank	11/18/2021	10/19/2026	1.43	25,000,000	25,000,000	25,000,000	23,158,750
Federal Agencies	3130APPR0	Federal Home Loan Bank	11/18/2021	10/19/2026	1.43	25,000,000	25,000,000	25,000,000	23,158,750
Federal Agencies	3130APPR0	Federal Home Loan Bank	11/18/2021	10/19/2026	1.43	25,000,000	25,000,000	25,000,000	23,158,750
Federal Agencies	3133EPZA6	Federal Farm Credit Bank	10/20/2023	10/20/2026	4.88	14,000,000	13,904,940	13,913,960	14,283,920
Federal Agencies	3133EPZA6	Federal Farm Credit Bank	10/20/2023	10/20/2026	4.88	30,000,000	29,834,100	29,849,842	30,608,400
Federal Agencies	3134GYRY0	Freddie Mac	5/9/2023	11/2/2026	5.29	25,000,000	25,000,000	25,000,000	24,915,750
Federal Agencies	3134GYRY0	Freddie Mac	5/9/2023	11/2/2026	5.29	25,000,000	25,000,000	25,000,000	24,915,750
Federal Agencies	3134GYRY0	Freddie Mac	5/9/2023	11/2/2026	5.29	25,000,000	25,000,000	25,000,000	24,915,750
Federal Agencies	3134GYRY0	Freddie Mac	5/9/2023	11/2/2026	5.29	25,000,000	25,000,000	25,000,000	24,915,750
Federal Agencies	3130AQ7L1	Federal Home Loan Bank	12/16/2021	11/16/2026	1.61	25,000,000	25,000,000	25,000,000	23,213,750
Federal Agencies	3130AQ7L1	Federal Home Loan Bank	12/16/2021	11/16/2026	1.61	25,000,000	25,000,000	25,000,000	23,213,750
Federal Agencies	3130AQ7L1	Federal Home Loan Bank	12/16/2021	11/16/2026	1.61	25,000,000	25,000,000	25,000,000	23,213,750
Federal Agencies	3130AQ7L1	Federal Home Loan Bank	12/16/2021	11/16/2026	1.61	25,000,000	25,000,000	25,000,000	23,213,750
Federal Agencies	3130AXU63	Federal Home Loan Bank	11/17/2023	11/17/2026	4.63	50,000,000	49,911,500	49,917,637	50,716,500
Federal Agencies	3130AQJ95	Federal Home Loan Bank	1/14/2022	12/14/2026	1.65	25,000,000	25,000,000	25,000,000	23,198,750
Federal Agencies	3130AQJ95	Federal Home Loan Bank	1/14/2022	12/14/2026	1.65	25,000,000	25,000,000	25,000,000	23,198,750
Federal Agencies	3130AQJ95	Federal Home Loan Bank	1/14/2022	12/14/2026	1.65	25,000,000	25,000,000	25,000,000	23,198,750
Federal Agencies	3130AQJ95	Federal Home Loan Bank	1/14/2022	12/14/2026	1.65	25,000,000	25,000,000	25,000,000	23,198,750
Federal Agencies	3130AYPN0	Federal Home Loan Bank	1/29/2024	1/15/2027	4.13	12,000,000	11,973,000	11,973,075	12,024,720
Federal Agencies	3130AYPN0	Federal Home Loan Bank	1/29/2024	1/15/2027	4.13	25,000,000	24,943,750	24,943,906	25,051,500
Federal Agencies	3130AYPN0	Federal Home Loan Bank	1/29/2024	1/15/2027	4.13	29,350,000	29,283,963	29,284,146	29,410,461
Federal Agencies	3130AYPN0	Federal Home Loan Bank	1/29/2024	1/15/2027	4.13	50,000,000	49,887,500	49,887,812	50,103,000
Federal Agencies	3133EPX91	Federal Farm Credit Bank	1/25/2024	1/25/2027	4.13	5,000,000	4,992,850	4,992,896	5,008,550
Federal Agencies	3133EPX91	Federal Farm Credit Bank	1/25/2024	1/25/2027	4.13	10,000,000	9,986,600	9,986,686	10,017,100
Federal Agencies	3133EPX91	Federal Farm Credit Bank	1/25/2024	1/25/2027	4.13	25,000,000	24,968,500	24,968,701	25,042,750
Federal Agencies	3133EPX91	Federal Farm Credit Bank	1/25/2024	1/25/2027	4.13	35,000,000	34,955,900	34,956,182	35,059,850
Federal Agencies	3133EPX91	Federal Farm Credit Bank	1/25/2024	1/25/2027	4.13	50,000,000	49,933,000	49,933,428	50,085,500
Federal Agencies	3130ARB59	Federal Home Loan Bank	3/22/2022	3/8/2027	2.35	25,000,000	25,000,000	25,000,000	23,595,500
Federal Agencies	3130ARB59	Federal Home Loan Bank	3/22/2022	3/8/2027	2.35	25,000,000	25,000,000	25,000,000	23,595,500
Federal Agencies	3130ARB59	Federal Home Loan Bank	3/22/2022	3/8/2027	2.35	25,000,000	25,000,000	25,000,000	23,595,500
Federal Agencies	3130ARB59	Federal Home Loan Bank	3/22/2022	3/8/2027	2.35	25,000,000	25,000,000	25,000,000	23,595,500
Federal Agencies	3133ENRD4	Federal Farm Credit Bank	3/16/2022	3/10/2027	1.68	48,573,000	47,432,020	47,862,709	45,213,206
Federal Agencies	3133ENTS9	Federal Farm Credit Bank	4/6/2022	4/5/2027	2.60	22,500,000	22,392,338	22,431,627	21,535,875
Federal Agencies	3133ENTS9	Federal Farm Credit Bank	4/6/2022	4/5/2027	2.60	24,500,000	24,377,010	24,421,893	23,450,175
Federal Agencies	3133ENTS9	Federal Farm Credit Bank	4/6/2022	4/5/2027	2.60	25,000,000	24,804,000	24,875,527	23,928,750
Federal Agencies	3133EN2L3	Federal Farm Credit Bank	11/17/2022	5/17/2027	4.13	4,650,000	4,646,792	4,647,653	4,652,465
Federal Agencies	3133EN2L3	Federal Farm Credit Bank	11/17/2022	5/17/2027	4.13	5,000,000	4,996,550	4,997,477	5,002,650
Federal Agencies	3133EN2L3	Federal Farm Credit Bank	11/17/2022	5/17/2027	4.13	21,000,000	20,987,001	20,990,492	21,011,130

Investment Inventory

Pooled Fund

Type of Investment	CUSIP	Issuer Name	Maturity			Amortized			
			Settle Date	Date	Coupon	Par Value	Original Cost	Book Value	Market Value
Federal Agencies	3133EN2L3	Federal Farm Credit Bank	11/17/2022	5/17/2027	4.13	25,000,000	24,982,750	24,987,383	25,013,250
Federal Agencies	3133EPP66	Federal Farm Credit Bank	12/20/2023	5/20/2027	4.00	31,000,000	30,905,760	30,909,010	31,018,600
Federal Agencies	3133EPP66	Federal Farm Credit Bank	12/20/2023	5/20/2027	4.00	58,850,000	58,662,269	58,668,742	58,885,310
Federal Agencies	3130ASGU7	Federal Home Loan Bank	7/19/2022	6/11/2027	3.50	10,000,000	10,141,500	10,097,024	9,833,800
Federal Agencies	3130ASGU7	Federal Home Loan Bank	7/19/2022	6/11/2027	3.50	12,375,000	12,552,829	12,496,934	12,169,328
Federal Agencies	3130ASGU7	Federal Home Loan Bank	7/20/2022	6/11/2027	3.50	21,725,000	22,016,550	21,925,022	21,363,931
Federal Agencies	3133EPMV4	Federal Farm Credit Bank	6/15/2023	6/15/2027	4.13	28,940,000	28,911,928	28,916,367	29,018,138
Federal Agencies	3133ENZK9	Federal Farm Credit Bank	7/7/2022	6/28/2027	3.24	27,865,000	28,099,066	28,025,123	27,164,474
Federal Agencies	3134GYYG1	Freddie Mac	8/16/2023	8/16/2027	6.00	25,000,000	25,000,000	25,000,000	24,999,500
Federal Agencies	3134GYYG1	Freddie Mac	8/16/2023	8/16/2027	6.00	25,000,000	25,000,000	25,000,000	24,999,500
Federal Agencies	3133EPBM6	Federal Farm Credit Bank	2/23/2023	8/23/2027	4.13	10,000,000	9,974,000	9,979,431	10,032,100
Federal Agencies	3133EPC60	Federal Farm Credit Bank	11/15/2023	11/15/2027	4.63	27,950,000	27,834,008	27,840,200	28,583,347
Federal Agencies	3133EPC60	Federal Farm Credit Bank	11/15/2023	11/15/2027	4.63	33,300,000	33,161,472	33,168,868	34,054,578
Federal Agencies	3134H1NT6	Freddie Mac	1/10/2024	1/10/2028	5.41	25,000,000	25,000,000	25,000,000	24,946,250
Federal Agencies	3134H1NT6	Freddie Mac	1/10/2024	1/10/2028	5.41	25,000,000	25,000,000	25,000,000	24,946,250
Federal Agencies	3134H1NT6	Freddie Mac	1/10/2024	1/10/2028	5.41	65,000,000	65,000,000	65,000,000	64,860,250
Federal Agencies	3133EPSK2	Federal Farm Credit Bank	8/7/2023	8/7/2028	4.25	19,500,000	19,412,250	19,420,799	19,697,340
Federal Agencies	3133EPUN3	Federal Farm Credit Bank	8/28/2023	8/28/2028	4.50	10,000,000	9,979,100	9,980,896	10,204,700
Federal Agencies	3133EPUN3	Federal Farm Credit Bank	8/28/2023	8/28/2028	4.50	15,000,000	14,962,800	14,965,997	15,307,050
Federal Agencies	3133EPUN3	Federal Farm Credit Bank	8/28/2023	8/28/2028	4.50	25,000,000	24,943,500	24,948,355	25,511,750
Federal Agencies	3133EPUN3	Federal Farm Credit Bank	8/28/2023	8/28/2028	4.50	33,000,000	32,904,960	32,913,127	33,675,510
Federal Agencies	3133EPC45	Federal Farm Credit Bank	11/13/2023	11/13/2028	4.63	12,000,000	11,984,040	11,984,739	12,379,560
Federal Agencies	3133EPC45	Federal Farm Credit Bank	11/13/2023	11/13/2028	4.63	20,000,000	19,971,600	19,972,844	20,632,600
Federal Agencies	3133EPC45	Federal Farm Credit Bank	11/13/2023	11/13/2028	4.63	55,000,000	54,922,285	54,925,688	56,739,650
Subtotals					3.06	\$ 6,823,722,000	\$ 6,814,678,556	\$ 6,815,312,566	\$ 6,704,026,916
Public Time Deposits	PPG1KB100	Bank of San Francisco	12/4/2023	6/3/2024	5.44	\$ 10,000,000	\$ 10,000,000	\$ 10,000,000	\$ 10,000,000
Public Time Deposits	PPG2JA6N9	Bridge Bank NA	12/18/2023	6/17/2024	5.36	10,000,000	10,000,000	10,000,000	10,000,000
Public Time Deposits	PPG5M8MH8	Bank of San Francisco	1/8/2024	7/8/2024	5.30	10,000,000	10,000,000	10,000,000	10,000,000
Public Time Deposits	PPGG8E735	Bridge Bank NA	1/16/2024	7/15/2024	5.26	10,000,000	10,000,000	10,000,000	10,000,000
Subtotals					5.34	\$ 40,000,000	\$ 40,000,000	\$ 40,000,000	\$ 40,000,000
Negotiable CDs	06417MT47	Bank of Nova Scotia/HOU	2/10/2023	2/9/2024	5.43	\$ 50,000,000	\$ 50,000,000	\$ 50,000,000	\$ 49,997,500
Negotiable CDs	89115BWK2	Toronto Dominion Bank/NY	3/1/2023	2/22/2024	5.58	50,000,000	50,000,000	50,000,000	49,999,500
Negotiable CDs	89115BXF2	Toronto Dominion Bank/NY	3/6/2023	3/6/2024	5.60	50,000,000	50,000,000	50,000,000	49,999,500
Negotiable CDs	65603APG0	Norinchukin Bank/NY	10/25/2023	4/23/2024	5.83	50,000,000	50,000,000	50,000,000	50,037,500
Negotiable CDs	78015JHT7	Royal Bank of Canada/NY	12/8/2023	6/3/2024	5.53	60,000,000	60,000,000	60,000,000	60,025,800
Negotiable CDs	89115BNG1	Toronto Dominion Bank/NY	6/27/2023	6/5/2024	5.85	50,000,000	50,000,000	50,000,000	50,037,500
Negotiable CDs	06367DBJ3	Bank of Montreal/CHI	7/17/2023	6/7/2024	5.89	50,000,000	50,000,000	50,000,000	50,061,500
Negotiable CDs	06367DAU9	Bank of Montreal/CHI	6/27/2023	6/21/2024	5.87	100,000,000	100,000,000	100,000,000	100,133,000
Negotiable CDs	78015JXW2	Royal Bank of Canada/NY	6/28/2023	6/28/2024	5.89	50,000,000	50,000,000	50,000,000	50,071,000
Negotiable CDs	06367DAX3	Bank of Montreal/CHI	7/5/2023	7/1/2024	6.00	100,000,000	100,000,000	100,000,000	100,206,000
Negotiable CDs	06367DBR5	Bank of Montreal/CHI	7/24/2023	7/1/2024	5.93	50,000,000	50,000,000	50,000,000	50,092,500
Negotiable CDs	06367DFX8	Bank of Montreal/CHI	12/8/2023	7/1/2024	5.56	50,000,000	50,000,000	50,000,000	50,041,500
Negotiable CDs	13606KZR0	Canadian Imperial Bank/NY	8/7/2023	7/1/2024	5.89	50,000,000	50,000,000	50,000,000	50,078,500
Negotiable CDs	89115BNV8	Toronto Dominion Bank/NY	12/8/2023	7/1/2024	5.56	50,000,000	50,000,000	50,000,000	50,025,500
Negotiable CDs	89115BRG7	Toronto Dominion Bank/NY	7/6/2023	7/1/2024	6.05	50,000,000	50,000,000	50,000,000	50,096,500
Negotiable CDs	89115BS84	Toronto Dominion Bank/NY	7/17/2023	7/1/2024	5.91	50,000,000	50,000,000	50,000,000	50,070,500
Negotiable CDs	89115BSQ4	Toronto Dominion Bank/NY	7/24/2023	7/1/2024	5.93	50,000,000	50,000,000	50,000,000	50,076,000
Negotiable CDs	89115BV80	Toronto Dominion Bank/NY	8/2/2023	7/3/2024	5.90	50,000,000	50,000,000	50,000,000	50,074,000

Investment Inventory

Pooled Fund

Type of Investment	CUSIP	Issuer Name	Settle Date	Maturity		Coupon	Par Value	Original Cost	Amortized	
				Date	Date				Book Value	Market Value
Negotiable CDs	06367DBW4	Bank of Montreal/CHI	8/1/2023	7/29/2024	5.97	50,000,000	50,000,000	50,000,000	50,000,000	50,134,000
Negotiable CDs	13606KZN9	Canadian Imperial Bank/NY	8/2/2023	7/29/2024	5.92	60,000,000	60,000,000	60,000,000	60,000,000	60,141,000
Negotiable CDs	06367DDS1	Bank of Montreal/CHI	10/10/2023	8/9/2024	5.88	50,000,000	50,000,000	50,000,000	50,000,000	50,141,000
Negotiable CDs	13606KD78	Canadian Imperial Bank/NY	9/20/2023	8/12/2024	5.92	50,000,000	50,000,000	50,000,000	50,000,000	50,144,000
Negotiable CDs	78015J7F8	Royal Bank of Canada/NY	9/20/2023	8/12/2024	5.93	60,000,000	60,000,000	60,000,000	60,000,000	60,169,800
Negotiable CDs	06367DCF0	Bank of Montreal/CHI	8/28/2023	8/14/2024	6.01	50,000,000	50,000,000	50,000,000	50,000,000	50,171,000
Negotiable CDs	78015JE37	Royal Bank of Canada/NY	10/31/2023	8/15/2024	5.86	50,000,000	50,000,000	50,000,000	50,000,000	50,136,000
Negotiable CDs	13606KF92	Canadian Imperial Bank/NY	10/10/2023	8/16/2024	5.88	50,000,000	50,000,000	50,000,000	50,000,000	50,143,000
Negotiable CDs	78015JE78	Royal Bank of Canada/NY	10/31/2023	8/26/2024	5.86	50,000,000	50,000,000	50,000,000	50,000,000	50,149,000
Negotiable CDs	13606KC38	Canadian Imperial Bank/NY	9/11/2023	9/9/2024	5.94	50,000,000	50,000,000	50,000,000	50,000,000	50,183,000
Negotiable CDs	78015J5K9	Royal Bank of Canada/NY	9/12/2023	9/9/2024	5.90	60,000,000	60,000,000	60,000,000	60,000,000	60,195,600
Negotiable CDs	06367DD44	Bank of Montreal/CHI	9/22/2023	9/23/2024	5.97	50,000,000	50,000,000	50,000,000	50,000,000	50,215,500
Negotiable CDs	78015JAK3	Royal Bank of Canada/NY	9/22/2023	9/23/2024	5.96	60,000,000	60,000,000	60,000,000	60,000,000	60,239,400
Negotiable CDs	06367DE43	Bank of Montreal/CHI	11/2/2023	10/21/2024	5.86	60,000,000	60,000,000	60,000,000	60,000,000	60,267,000
Negotiable CDs	89115BH52	Toronto Dominion Bank/NY	10/26/2023	10/21/2024	5.93	50,000,000	50,000,000	50,000,000	50,000,000	50,267,000
Negotiable CDs	06367DFA8	Bank of Montreal/CHI	12/1/2023	10/24/2024	5.58	50,000,000	50,000,000	50,000,000	50,000,000	50,135,500
Negotiable CDs	78015JJ73	Royal Bank of Canada/NY	12/13/2023	10/24/2024	5.48	50,000,000	50,000,000	50,000,000	50,000,000	50,115,000
Negotiable CDs	89115BP95	Toronto Dominion Bank/NY	12/11/2023	10/24/2024	5.58	50,000,000	50,000,000	50,000,000	50,000,000	50,162,000
Negotiable CDs	06367DEK7	Bank of Montreal/CHI	11/8/2023	11/6/2024	5.80	50,000,000	50,000,000	50,000,000	50,000,000	50,221,500
Subtotals					5.83	\$ 2,010,000,000	\$ 2,010,000,000	\$ 2,010,000,000	\$ 2,010,000,000	\$ 2,014,454,100
Commercial Paper	62479LBC8	MUFG Bank Ltd/NY	10/27/2023	2/12/2024	0.00	\$ 20,000,000	\$ 19,661,600	\$ 19,965,533	\$ 19,964,600	
Commercial Paper	62479LBP9	MUFG Bank Ltd/NY	10/26/2023	2/23/2024	0.00	50,000,000	49,058,333	49,827,361	49,830,500	
Commercial Paper	62479LCD5	MUFG Bank Ltd/NY	11/3/2023	3/13/2024	0.00	50,000,000	48,972,014	49,678,264	49,688,000	
Commercial Paper	89233GCF1	Toyota Motor Credit	11/7/2023	3/15/2024	0.00	50,000,000	49,014,583	49,671,528	49,674,500	
Commercial Paper	62479LCR4	MUFG Bank Ltd/NY	11/8/2023	3/25/2024	0.00	50,000,000	48,920,917	49,585,569	49,595,500	
Commercial Paper	62479LCR4	MUFG Bank Ltd/NY	9/21/2023	3/25/2024	0.00	60,000,000	58,239,200	59,498,267	59,514,600	
Commercial Paper	62479LCU7	MUFG Bank Ltd/NY	11/28/2023	3/28/2024	0.00	85,000,000	83,411,539	84,264,844	84,272,400	
Commercial Paper	59515MD85	Microsoft	11/29/2023	4/8/2024	0.00	50,000,000	49,030,236	49,504,014	49,501,000	
Commercial Paper	62479LD85	MUFG Bank Ltd/NY	12/1/2023	4/8/2024	0.00	50,000,000	49,014,583	49,488,194	49,491,000	
Commercial Paper	62479LD85	MUFG Bank Ltd/NY	12/11/2023	4/8/2024	0.00	50,000,000	49,095,931	49,490,986	49,491,000	
Commercial Paper	59515MDA0	Microsoft	12/12/2023	4/10/2024	0.00	55,000,000	54,021,000	54,437,075	54,435,150	
Commercial Paper	59515MDN2	Microsoft	1/3/2024	4/22/2024	0.00	50,000,000	49,193,333	49,406,000	49,398,500	
Commercial Paper	62479LDQ5	MUFG Bank Ltd/NY	1/2/2024	4/24/2024	0.00	75,000,000	73,735,813	74,071,438	74,066,250	
Commercial Paper	89233GE36	Toyota Motor Credit	8/8/2023	5/3/2024	0.00	60,000,000	57,489,333	59,141,333	59,170,800	
Commercial Paper	89233GE69	Toyota Motor Credit	8/15/2023	5/6/2024	0.00	50,000,000	47,938,889	49,261,111	49,287,000	
Commercial Paper	59515ME84	Microsoft	12/13/2023	5/8/2024	0.00	50,000,000	48,909,750	49,280,583	49,282,500	
Commercial Paper	59515ME84	Microsoft	12/13/2023	5/8/2024	0.00	50,000,000	48,909,750	49,280,583	49,282,500	
Commercial Paper	89233GEL6	Toyota Motor Credit	1/16/2024	5/20/2024	0.00	80,000,000	78,536,111	78,723,489	78,700,000	
Commercial Paper	62479LG17	MUFG Bank Ltd/NY	10/26/2023	7/1/2024	0.00	50,000,000	48,046,042	48,815,069	48,874,000	
Commercial Paper	89233GG18	Toyota Motor Credit	10/23/2023	7/1/2024	0.00	50,000,000	48,036,500	48,823,458	48,894,000	
Commercial Paper	89233GG18	Toyota Motor Credit	11/7/2023	7/1/2024	0.00	50,000,000	48,169,833	48,833,944	48,894,000	
Subtotals					0.00	\$ 1,135,000,000	\$ 1,107,405,290	\$ 1,121,048,646	\$ 1,121,307,800	
Money Market Funds	09248U718	BlackRock Liquidity Funds T-Fund	1/31/2024	2/1/2024	5.21	\$ 12,968,519	\$ 12,968,519	\$ 12,968,519	\$ 12,968,519	
Money Market Funds	31607A703	Fidelity Govt Portfolio	1/31/2024	2/1/2024	5.25	751,446,593	751,446,593	751,446,593	751,446,593	
Money Market Funds	608919718	Federated Hermes Govt Obligations F	1/31/2024	2/1/2024	5.25	153,473,960	153,473,960	153,473,960	153,473,960	
Money Market Funds	262006208	Dreyfus Government Cash Manageme	1/31/2024	2/1/2024	5.22	15,291,270	15,291,270	15,291,270	15,291,270	
Money Market Funds	85749T517	State Street Institutional U.S. Govt MV	1/31/2024	2/1/2024	5.26	736,599,234	736,599,234	736,599,234	736,599,234	
Money Market Funds	61747C319	Morgan Stanley Institutional Liquidity F	1/31/2024	2/1/2024	5.21	16,453,680	16,453,680	16,453,680	16,453,680	

Investment Inventory

Pooled Fund

Type of Investment	CUSIP	Issuer Name	Settle Date	Maturity		Coupon	Par Value	Original Cost	Amortized	
				Date	Date				Book Value	Market Value
Subtotals						5.25	\$ 1,686,233,255	\$ 1,686,233,255	\$ 1,686,233,255	\$ 1,686,233,255
Supranational	45906M3B5	Int'l Bank for Recon and Dev	3/23/2022	6/14/2024	1.98	\$ 100,000,000	\$ 100,000,000	\$ 100,000,000	\$ 98,760,000	
Supranational	4581X0EE4	Inter-American Development Bank	7/1/2022	7/1/2024	3.25	80,000,000	79,992,000	79,998,347	79,327,200	
Supranational	459056HV2	Int'l Bank for Recon and Dev	11/2/2021	8/28/2024	1.50	50,000,000	50,984,250	50,199,717	48,976,000	
Supranational	4581X0DZ8	Inter-American Development Bank	11/4/2021	9/23/2024	0.50	50,000,000	49,595,500	49,909,813	48,555,000	
Supranational	45950VQG4	International Finance Corp	10/22/2021	9/23/2024	0.44	10,000,000	9,918,700	9,982,094	9,698,300	
Supranational	4581X0CM8	Inter-American Development Bank	4/26/2021	1/15/2025	2.13	100,000,000	105,676,000	101,456,562	97,535,000	
Supranational	459058JB0	Int'l Bank for Recon and Dev	7/23/2021	4/22/2025	0.63	40,000,000	40,086,000	40,028,018	38,113,600	
Supranational	4581X0DN5	Inter-American Development Bank	11/1/2021	7/15/2025	0.63	28,900,000	28,519,098	28,750,682	27,316,858	
Supranational	45950VRU2	International Finance Corp	1/26/2023	1/26/2026	4.02	100,000,000	100,000,000	100,000,000	98,694,000	
Supranational	45818WDG8	Inter-American Development Bank	8/25/2021	2/27/2026	0.82	19,500,000	19,556,907	19,526,156	18,072,600	
Supranational	45906M4C2	Int'l Bank for Recon and Dev	6/15/2023	6/15/2026	5.75	32,000,000	32,000,000	32,000,000	32,013,120	
Subtotals						2.34	\$ 610,400,000	\$ 616,328,455	\$ 611,851,388	\$ 597,061,678
Grand Totals						3.00	\$ 15,680,355,255	\$ 15,646,613,416	\$ 15,653,849,488	\$ 15,378,306,499

Monthly Investment Earnings

Pooled Fund

For month ended January 31, 2024

Type of Investment	CUSIP	Issuer Name	Par Value	Accrued Interest Earned	(Amortization) / Accretion	Realized Gain/(Loss)	Total Earnings
U.S. Treasuries	91282CBC4	T 0.375 12/31/2025	\$ 50,000,000	15,968	9,544	\$	25,512
U.S. Treasuries	91282CAT8	T 0.250 10/31/2025	50,000,000	10,646	12,719		23,364
U.S. Treasuries	91282CBC4	T 0.375 12/31/2025	50,000,000	15,968	12,767		28,735
U.S. Treasuries	91282CAT8	T 0.250 10/31/2025	50,000,000	10,646	16,771		27,417
U.S. Treasuries	91282CAT8	T 0.250 10/31/2025	50,000,000	10,646	17,325		27,970
U.S. Treasuries	912828ZW3	T 0.250 06/30/2025	50,000,000	10,646	16,915		27,560
U.S. Treasuries	912828ZW3	T 0.250 06/30/2025	50,000,000	10,646	18,849		29,494
U.S. Treasuries	912828G38	T 2.250 11/15/2024	50,000,000	95,810	(72,728)		23,082
U.S. Treasuries	912828G38	T 2.250 11/15/2024	50,000,000	95,810	(74,467)		21,343
U.S. Treasuries	912828YY0	T 1.750 12/31/2024	50,000,000	74,519	(49,765)		24,755
U.S. Treasuries	912828ZC7	T 1.125 02/28/2025	50,000,000	47,905	(21,690)		26,216
U.S. Treasuries	912828Z52	T 1.375 01/31/2025	50,000,000	57,935	(33,489)		24,446
U.S. Treasuries	912828Y87	T 1.750 07/31/2024	50,000,000	73,735	(56,226)		17,510
U.S. Treasuries	912828ZC7	T 1.125 02/28/2025	50,000,000	47,905	(21,636)		26,269
U.S. Treasuries	912828Z52	T 1.375 01/31/2025	50,000,000	57,935	(33,700)		24,235
U.S. Treasuries	912828YM6	T 1.500 10/31/2024	50,000,000	63,874	(41,798)		22,075
U.S. Treasuries	912828ZF0	T 0.500 03/31/2025	50,000,000	21,175	4,732		25,906
U.S. Treasuries	912828ZF0	T 0.500 03/31/2025	50,000,000	21,175	3,443		24,618
U.S. Treasuries	91282CAM3	T 0.250 09/30/2025	50,000,000	10,587	17,234		27,822
U.S. Treasuries	912828ZW3	T 0.250 06/30/2025	50,000,000	10,646	14,756		25,401
U.S. Treasuries	912828ZW3	T 0.250 06/30/2025	50,000,000	10,646	16,772		27,417
U.S. Treasuries	912828ZW3	T 0.250 06/30/2025	50,000,000	10,646	15,378		26,024
U.S. Treasuries	912828ZL7	T 0.375 04/30/2025	50,000,000	15,968	8,266		24,234
U.S. Treasuries	91282CBW0	T 0.750 04/30/2026	50,000,000	31,937	5,928		37,865
U.S. Treasuries	91282CBW0	T 0.750 04/30/2026	50,000,000	31,937	4,739		36,676
U.S. Treasuries	91282CCJ8	T 0.875 06/30/2026	50,000,000	37,260	1,162		38,421
U.S. Treasuries	91282CCC3	T 0.250 05/15/2024	50,000,000	10,646	8,319		18,965
U.S. Treasuries	912828XT2	T 2.000 05/31/2024	50,000,000	84,699	(66,202)		18,498
U.S. Treasuries	912828ZW3	T 0.250 06/30/2025	50,000,000	10,646	14,750		25,396
U.S. Treasuries	91282CCJ8	T 0.875 06/30/2026	50,000,000	37,260	(1,203)		36,057
U.S. Treasuries	91282CCJ8	T 0.875 06/30/2026	50,000,000	37,260	(5,941)		31,319
U.S. Treasuries	91282CCJ8	T 0.875 06/30/2026	50,000,000	37,260	(5,639)		31,621
U.S. Treasuries	912828R36	T 1.625 05/15/2026	50,000,000	69,196	(38,871)		30,325
U.S. Treasuries	91282CAM3	T 0.250 09/30/2025	50,000,000	10,587	14,592		25,179
U.S. Treasuries	912828ZW3	T 0.250 06/30/2025	50,000,000	10,646	10,877		21,523
U.S. Treasuries	91282CAB7	T 0.250 07/31/2025	50,000,000	10,534	11,519		22,053
U.S. Treasuries	912828ZW3	T 0.250 06/30/2025	50,000,000	10,646	12,926		23,571
U.S. Treasuries	91282CCJ8	T 0.875 06/30/2026	50,000,000	37,260	(7,040)		30,220
U.S. Treasuries	91282CAB7	T 0.250 07/31/2025	50,000,000	10,534	13,566		24,099
U.S. Treasuries	91282CCL3	T 0.375 07/15/2024	50,000,000	15,890	56		15,946
U.S. Treasuries	91282CCL3	T 0.375 07/15/2024	50,000,000	15,890	1,131		17,021
U.S. Treasuries	91282CCJ8	T 0.875 06/30/2026	50,000,000	37,260	(4,172)		33,087
U.S. Treasuries	91282CCT6	T 0.375 08/15/2024	50,000,000	15,795	2,899		18,694
U.S. Treasuries	912828R36	T 1.625 05/15/2026	50,000,000	69,196	(34,036)		35,161
U.S. Treasuries	912828XB1	T 2.125 05/15/2025	50,000,000	90,488	(65,387)		25,101
U.S. Treasuries	91282CCJ8	T 0.875 06/30/2026	50,000,000	37,260	1,114		38,373
U.S. Treasuries	91282CCW9	T 0.750 08/31/2026	50,000,000	31,937	9,496		41,433
U.S. Treasuries	9128285Z9	T 2.500 01/31/2024		101,902	(88,753)		13,149

Monthly Investment Earnings

Pooled Fund

Type of Investment	CUSIP	Issuer Name	Par Value	Accrued Interest Earned	(Amortization) / Accretion	Realized Gain/(Loss)	Total Earnings
U.S. Treasuries	91282CCZ2	T 0.875 09/30/2026	50,000,000	37,056	5,295		42,351
U.S. Treasuries	91282CCZ2	T 0.875 09/30/2026	50,000,000	37,056	5,595		42,651
U.S. Treasuries	91282CCJ8	T 0.875 06/30/2026	50,000,000	37,260	7,322		44,582
U.S. Treasuries	91282CCZ2	T 0.875 09/30/2026	50,000,000	37,056	11,694		48,750
U.S. Treasuries	91282CDK4	T 1.250 11/30/2026	50,000,000	52,937	(1,229)		51,708
U.S. Treasuries	91282CDK4	T 1.250 11/30/2026	50,000,000	52,937	(1,997)		50,940
U.S. Treasuries	912828ZW3	T 0.250 06/30/2025	50,000,000	10,646	32,670		43,316
U.S. Treasuries	91282CCJ8	T 0.875 06/30/2026	50,000,000	37,260	18,408		55,668
U.S. Treasuries	91282CDV0	T 0.875 01/31/2024		35,666	25,858		61,523
U.S. Treasuries	91282CBR1	T 0.250 03/15/2024	50,000,000	10,646	54,230		64,875
U.S. Treasuries	91282CDQ1	T 1.250 12/31/2026	50,000,000	53,228	51,594		104,822
U.S. Treasuries	91282CDK4	T 1.250 11/30/2026	50,000,000	52,937	53,063		106,000
U.S. Treasuries	91282CEF4	T 2.500 03/31/2027	25,000,000	52,937	4,125		57,062
U.S. Treasuries	912828B66	T 2.750 02/15/2024	50,000,000	115,829	(11,481)		104,347
U.S. Treasuries	91282CDV0	T 0.875 01/31/2024		35,666	63,388		99,054
U.S. Treasuries	91282CCL3	T 0.375 07/15/2024	50,000,000	15,890	91,224		107,114
U.S. Treasuries	91282CFK2	T 3.500 09/15/2025	50,000,000	149,038	29,766		178,805
U.S. Treasuries	91282CHX2	T 4.375 08/31/2028	50,000,000	186,298	(2,072)		184,226
U.S. Treasuries	912797JP3	B 0.000 04/23/2024	100,000,000		449,500		449,500
U.S. Treasuries	91282CHK0	T 4.000 06/30/2028	50,000,000	148,352	419		148,770
U.S. Treasuries	91282CHK0	T 4.000 06/30/2028	50,000,000	76,923	623		77,546
U.S. Treasuries	91282CHK0	T 4.000 06/30/2028	50,000,000	76,923	825		77,748
Subtotals			\$ 3,375,000,000	\$ 3,007,898	\$ 464,619	\$ -	\$ 3,472,517
Federal Agencies	3133ELCP7	FFCB 1.625 12/03/2024	\$ 25,000,000	\$ 33,854	\$ 679		\$ 34,533
Federal Agencies	3137EAEP0	FHLMC 1.500 02/12/2025	15,000,000	18,750	196		18,946
Federal Agencies	3137EAEP0	FHLMC 1.500 02/12/2025	5,000,000	6,250	65		6,315
Federal Agencies	3137EAEP0	FHLMC 1.500 02/12/2025	5,000,000	6,250	65		6,315
Federal Agencies	3137EAEP0	FHLMC 1.500 02/12/2025	5,000,000	6,250	65		6,315
Federal Agencies	3137EAEP0	FHLMC 1.500 02/12/2025	50,000,000	62,500	654		63,154
Federal Agencies	3133ELNE0	FFCB 1.430 02/14/2024	20,495,000	24,423	(9,891)		14,533
Federal Agencies	3133ELQY3	FFCB 1.210 03/03/2025	24,000,000	24,200	614		24,814
Federal Agencies	3133ELQY3	FFCB 1.210 03/03/2025	16,000,000	16,133	159		16,293
Federal Agencies	3133EMRZ7	FFCB 0.250 02/26/2024	5,000,000	1,042	51		1,093
Federal Agencies	3133EMRZ7	FFCB 0.250 02/26/2024	5,000,000	1,042	51		1,093
Federal Agencies	3133EMRZ7	FFCB 0.250 02/26/2024	100,000,000	20,833	1,019		21,853
Federal Agencies	3135G05X7	FNMA 0.375 08/25/2025	72,500,000	22,656	12,045		34,701
Federal Agencies	3137EAEX3	FHLMC 0.375 09/23/2025	22,600,000	7,063	5,676		12,738
Federal Agencies	3135G05X7	FNMA 0.375 08/25/2025	25,000,000	7,813	5,987		13,799
Federal Agencies	3133EMTW2	FFCB 0.300 03/18/2024	50,000,000	12,500	1,711		14,211
Federal Agencies	3133EMTW2	FFCB 0.300 03/18/2024	50,000,000	12,500	1,713		14,213
Federal Agencies	3133EMWT5	FFCB 0.600 04/21/2025	50,000,000	25,000	562		25,562
Federal Agencies	3135G0X24	FNMA 1.625 01/07/2025	39,060,000	52,894	(35,924)		16,969
Federal Agencies	3137EAEP0	FHLMC 1.500 02/12/2025	53,532,000	66,915	(42,685)		24,230
Federal Agencies	3133EMWV0	FFCB 0.350 04/22/2024	39,000,000	11,375	(312)		11,063
Federal Agencies	3133EMWV0	FFCB 0.350 04/22/2024	29,424,000	8,582	(236)		8,346
Federal Agencies	3133EMWV0	FFCB 0.350 04/22/2024	16,545,000	4,826	(132)		4,693
Federal Agencies	3130AN4A5	FHLB 0.700 06/30/2025	17,680,000	10,313	(1,169)		9,145
Federal Agencies	3135G03U5	FNMA 0.625 04/22/2025	50,000,000	26,042	(2,426)		23,616

Monthly Investment Earnings

Pooled Fund

Type of Investment	CUSIP	Issuer Name	Par Value	Accrued Interest Earned	(Amortization) / Accretion	Realized Gain/(Loss)	Total Earnings
Federal Agencies	3133EMV25	FFCB 0.450 07/23/2024	50,000,000	18,750		(2,636)	16,114
Federal Agencies	3130ANMP2	FHLB 1.070 07/27/2026	25,000,000	22,292			22,292
Federal Agencies	3130ANMP2	FHLB 1.070 07/27/2026	25,000,000	22,292			22,292
Federal Agencies	3130ANMP2	FHLB 1.070 07/27/2026	25,000,000	22,292			22,292
Federal Agencies	3130ANMP2	FHLB 1.070 07/27/2026	25,000,000	22,292			22,292
Federal Agencies	3133EMZ21	FFCB 0.690 04/06/2026	15,500,000	8,913		763	9,675
Federal Agencies	3130ANNM8	FHLB 1.050 07/13/2026	25,000,000	21,875			21,875
Federal Agencies	3130ANNM8	FHLB 1.050 07/13/2026	25,000,000	21,875			21,875
Federal Agencies	3130ANNM8	FHLB 1.050 07/13/2026	25,000,000	21,875			21,875
Federal Agencies	3130ANNM8	FHLB 1.050 07/13/2026	25,000,000	21,875			21,875
Federal Agencies	3133EM5X6	FFCB 0.430 09/23/2024	25,000,000	8,958		714	9,673
Federal Agencies	3133EM5X6	FFCB 0.430 09/23/2024	50,000,000	17,917		1,428	19,345
Federal Agencies	3133EM5X6	FFCB 0.430 09/23/2024	50,000,000	17,917		1,428	19,345
Federal Agencies	3130ANTG5	FHLB 1.050 08/10/2026	25,000,000	21,875			21,875
Federal Agencies	3130ANTG5	FHLB 1.050 08/10/2026	25,000,000	21,875			21,875
Federal Agencies	3130ANTG5	FHLB 1.050 08/10/2026	25,000,000	21,875			21,875
Federal Agencies	3130ANTG5	FHLB 1.050 08/10/2026	25,000,000	21,875			21,875
Federal Agencies	3130AP6T7	FHLB 1.075 09/03/2026	25,000,000	22,396			22,396
Federal Agencies	3130AP6T7	FHLB 1.075 09/03/2026	25,000,000	22,396			22,396
Federal Agencies	3130AP6T7	FHLB 1.075 09/03/2026	25,000,000	22,396			22,396
Federal Agencies	3130AP6T7	FHLB 1.075 09/03/2026	25,000,000	22,396			22,396
Federal Agencies	3130A8ZQ9	FHLB 1.750 09/12/2025	10,295,000	15,014		(6,163)	8,850
Federal Agencies	3130AFW94	FHLB 2.500 02/13/2024	39,010,000	81,271		(61,729)	19,542
Federal Agencies	3133ENEG1	FFCB 1.050 11/17/2025	55,000,000	48,125		1,634	49,759
Federal Agencies	3133ENEG1	FFCB 1.050 11/17/2025	39,675,000	34,716		1,120	35,835
Federal Agencies	3133ENEJ5	FFCB 0.875 11/18/2024	50,000,000	36,458		1,626	38,085
Federal Agencies	3133ENEJ5	FFCB 0.875 11/18/2024	10,000,000	7,292		325	7,617
Federal Agencies	3133ENEJ5	FFCB 0.875 11/18/2024	10,000,000	7,292		325	7,617
Federal Agencies	3130APPR0	FHLB 1.430 10/19/2026	25,000,000	29,792			29,792
Federal Agencies	3130APPR0	FHLB 1.430 10/19/2026	25,000,000	29,792			29,792
Federal Agencies	3130APPR0	FHLB 1.430 10/19/2026	25,000,000	29,792			29,792
Federal Agencies	3130APPR0	FHLB 1.430 10/19/2026	25,000,000	29,792			29,792
Federal Agencies	3130AQ7L1	FHLB 1.605 11/16/2026	25,000,000	33,438			33,438
Federal Agencies	3130AQ7L1	FHLB 1.605 11/16/2026	25,000,000	33,438			33,438
Federal Agencies	3130AQ7L1	FHLB 1.605 11/16/2026	25,000,000	33,438			33,438
Federal Agencies	3130AQ7L1	FHLB 1.605 11/16/2026	25,000,000	33,438			33,438
Federal Agencies	3133ENGQ7	FFCB 0.920 12/09/2024	50,000,000	38,333		424	38,758
Federal Agencies	3133ENGQ7	FFCB 0.920 12/09/2024	50,000,000	38,333		1,047	39,380
Federal Agencies	3135G04Z3	FNMA 0.500 06/17/2025	10,000,000	4,167		5,068	9,235
Federal Agencies	3135G03U5	FNMA 0.625 04/22/2025	37,938,000	19,759		14,359	34,119
Federal Agencies	3135G04Z3	FNMA 0.500 06/17/2025	4,655,000	1,940		2,369	4,309
Federal Agencies	3135G03U5	FNMA 0.625 04/22/2025	50,000,000	26,042		19,039	45,081
Federal Agencies	3133ENHM5	FFCB 1.170 12/16/2025	45,000,000	43,875		974	44,849
Federal Agencies	3133ENHM5	FFCB 1.170 12/16/2025	50,000,000	48,750		1,082	49,832
Federal Agencies	3130AQJ95	FHLB 1.645 12/14/2026	25,000,000	34,271			34,271
Federal Agencies	3130AQJ95	FHLB 1.645 12/14/2026	25,000,000	34,271			34,271
Federal Agencies	3130AQJ95	FHLB 1.645 12/14/2026	25,000,000	34,271			34,271
Federal Agencies	3130AQJ95	FHLB 1.645 12/14/2026	25,000,000	34,271			34,271
Federal Agencies	3133ENKS8	FFCB 1.125 01/06/2025	20,000,000	18,750		1,279	20,029

Monthly Investment Earnings

Pooled Fund

Type of Investment	CUSIP	Issuer Name	Par Value	Accrued Interest Earned	(Amortization) / Accretion	Realized Gain/(Loss)	Total Earnings
Federal Agencies	3133ENKS8	FFCB 1.125 01/06/2025	25,000,000	23,438	1,598		25,036
Federal Agencies	3133ENKS8	FFCB 1.125 01/06/2025	25,000,000	23,438	1,598		25,036
Federal Agencies	3133ENLF5	FFCB 0.900 01/18/2024		21,250	7,099		28,349
Federal Agencies	3133ENLF5	FFCB 0.900 01/18/2024		5,039	2,904		7,943
Federal Agencies	3130ARB59	FHLB 2.350 03/08/2027	25,000,000	48,958			48,958
Federal Agencies	3130ARB59	FHLB 2.350 03/08/2027	25,000,000	48,958			48,958
Federal Agencies	3130ARB59	FHLB 2.350 03/08/2027	25,000,000	48,958			48,958
Federal Agencies	3130ARB59	FHLB 2.350 03/08/2027	25,000,000	48,958			48,958
Federal Agencies	3133ENRD4	FFCB 1.680 03/10/2027	48,573,000	68,002	19,434		87,436
Federal Agencies	3130ARHG9	FHLB 2.125 02/28/2024	25,000,000	44,271	1,253		45,524
Federal Agencies	3130ARHG9	FHLB 2.125 02/28/2024	11,000,000	19,479	551		20,031
Federal Agencies	3133ENUD0	FFCB 2.640 04/08/2026	20,000,000	44,000	823		44,823
Federal Agencies	3133ENUD0	FFCB 2.640 04/08/2026	30,000,000	66,000	1,235		67,235
Federal Agencies	3133ENTS9	FFCB 2.600 04/05/2027	24,500,000	53,083	2,089		55,172
Federal Agencies	3133ENTS9	FFCB 2.600 04/05/2027	22,500,000	48,750	1,829		50,579
Federal Agencies	3133ENTS9	FFCB 2.600 04/05/2027	25,000,000	54,167	3,329		57,496
Federal Agencies	3133ENWP1	FFCB 2.625 05/16/2024	45,000,000	98,438	2,576		101,014
Federal Agencies	3133ENWP1	FFCB 2.625 05/16/2024	50,000,000	109,375	2,863		112,238
Federal Agencies	3130A1XJ2	FHLB 2.875 06/14/2024	25,500,000	61,094	(2,131)		58,962
Federal Agencies	3130A1XJ2	FHLB 2.875 06/14/2024	50,000,000	119,792	(8,321)		111,471
Federal Agencies	3130A1XJ2	FHLB 2.875 06/14/2024	17,980,000	43,077	(2,610)		40,467
Federal Agencies	3130A1XJ2	FHLB 2.875 06/14/2024	15,955,000	38,226	(2,186)		36,040
Federal Agencies	3133ENXE5	FFCB 2.850 05/23/2025	6,000,000	14,250	238		14,488
Federal Agencies	3133ENXE5	FFCB 2.850 05/23/2025	20,000,000	47,500	792		48,292
Federal Agencies	3133ENYH7	FFCB 2.625 06/10/2024	100,000,000	218,750	5,471		224,221
Federal Agencies	3133ENYQ7	FFCB 2.950 06/13/2025	50,000,000	122,917	693		123,610
Federal Agencies	3133ENYX2	FFCB 3.250 06/17/2024	50,000,000	135,417	1,272		136,689
Federal Agencies	3133ENYX2	FFCB 3.250 06/17/2024	25,000,000	67,708	1,251		68,959
Federal Agencies	3133ENYX2	FFCB 3.250 06/17/2024	25,000,000	67,708	1,240		68,949
Federal Agencies	3133ENZS2	FFCB 3.100 06/28/2024	25,000,000	64,583	530		65,113
Federal Agencies	3133ENZS2	FFCB 3.100 06/28/2024	50,000,000	129,167	1,145		130,312
Federal Agencies	3133ENZS2	FFCB 3.100 06/28/2024	25,000,000	64,583	573		65,156
Federal Agencies	3133ENZK9	FFCB 3.240 06/28/2027	27,865,000	75,236	(3,993)		71,242
Federal Agencies	3130ASME6	FHLB 3.000 07/08/2024	15,000,000	37,500	1,234		38,734
Federal Agencies	3130ASME6	FHLB 3.000 07/08/2024	17,500,000	43,750	1,440		45,190
Federal Agencies	3130ASME6	FHLB 3.000 07/08/2024	10,000,000	25,000	823		25,823
Federal Agencies	3130ASGU7	FHLB 3.500 06/11/2027	12,375,000	36,094	(3,083)		33,011
Federal Agencies	3130ASGU7	FHLB 3.500 06/11/2027	10,000,000	29,167	(2,453)		26,713
Federal Agencies	3130ASGU7	FHLB 3.500 06/11/2027	21,725,000	63,365	(5,058)		58,307
Federal Agencies	3130ASHK8	FHLB 3.125 06/14/2024	28,000,000	72,917	4,271		77,188
Federal Agencies	3130ASHK8	FHLB 3.125 06/14/2024	28,210,000	73,464	4,253		77,716
Federal Agencies	3130ASG86	FHLB 3.375 06/13/2025	12,700,000	35,719	(3,146)		32,573
Federal Agencies	3130ASG86	FHLB 3.375 06/13/2025	11,940,000	33,581	(1,787)		31,794
Federal Agencies	3133ENJ35	FFCB 3.320 02/25/2026	35,000,000	96,833	1,026		97,859
Federal Agencies	3133ENJ84	FFCB 3.375 08/26/2024	50,000,000	140,625	3,541		144,166
Federal Agencies	3133ENP79	FFCB 4.250 09/26/2024	50,000,000	177,083	170		177,253
Federal Agencies	3130ATT31	FHLB 4.500 10/03/2024	50,000,000	187,500	6,160		193,660
Federal Agencies	3133ENZ37	FFCB 4.875 01/10/2025	20,000,000	81,250	47		81,297
Federal Agencies	3133ENZ37	FFCB 4.875 01/10/2025	10,000,000	40,625	23		40,648

Monthly Investment Earnings

Pooled Fund

Type of Investment	CUSIP	Issuer Name	Par Value	Accrued Interest Earned	(Amortization) / Accretion	Realized Gain/(Loss)	Total Earnings
Federal Agencies	3133ENZ37	FFCB 4.875 01/10/2025	20,000,000	81,250	16		81,266
Federal Agencies	3130ATVD6	FHLB 4.875 09/13/2024	50,000,000	203,125	(2,856)		200,269
Federal Agencies	3130ATUQ8	FHLB 4.750 03/08/2024	10,000,000	39,583	(861)		38,723
Federal Agencies	3133EN2L3	FFCB 4.125 05/17/2027	21,000,000	72,188	245		72,433
Federal Agencies	3133EN2L3	FFCB 4.125 05/17/2027	5,000,000	17,188	65		17,253
Federal Agencies	3133EN2L3	FFCB 4.125 05/17/2027	4,650,000	15,984	61		16,045
Federal Agencies	3133EN2L3	FFCB 4.125 05/17/2027	25,000,000	85,938	326		86,263
Federal Agencies	3133ENZ94	FFCB 4.500 11/18/2024	25,000,000	93,750	1,124		94,874
Federal Agencies	3130ATUQ8	FHLB 4.750 03/08/2024	20,000,000	79,167	(52)		79,115
Federal Agencies	3130ATUQ8	FHLB 4.750 03/08/2024	30,000,000	118,750	(117)		118,633
Federal Agencies	3130AU4V3	FHLB 4.800 01/08/2024		10,267	19		10,286
Federal Agencies	3130AU4V3	FHLB 4.800 01/08/2024		23,333	221		23,554
Federal Agencies	3130ATUQ8	FHLB 4.750 03/08/2024	30,000,000	118,750	1,468		120,218
Federal Agencies	3130ATUQ8	FHLB 4.750 03/08/2024	25,000,000	98,958	1,224		100,182
Federal Agencies	3133EN4B3	FFCB 4.250 06/13/2025	15,000,000	53,125	394		53,519
Federal Agencies	3133EN4B3	FFCB 4.250 06/13/2025	15,000,000	53,125	346		53,471
Federal Agencies	3133EN4B3	FFCB 4.250 06/13/2025	15,000,000	53,125	372		53,497
Federal Agencies	3133EN4N7	FFCB 4.250 12/20/2024	25,000,000	88,542	1,930		90,471
Federal Agencies	3133EN4N7	FFCB 4.250 12/20/2024	10,000,000	35,417	725		36,142
Federal Agencies	3133EN4N7	FFCB 4.250 12/20/2024	25,000,000	88,542	1,930		90,471
Federal Agencies	3133EN5E6	FFCB 4.000 12/29/2025	15,000,000	50,000	1,281		51,281
Federal Agencies	3133EN5E6	FFCB 4.000 12/29/2025	25,000,000	83,333	2,157		85,490
Federal Agencies	3133EN5E6	FFCB 4.000 12/29/2025	20,000,000	66,667	1,708		68,375
Federal Agencies	3133EN6A3	FFCB 4.000 01/13/2026	30,000,000	100,000	645		100,645
Federal Agencies	3133EN6A3	FFCB 4.000 01/13/2026	20,000,000	66,667	498		67,164
Federal Agencies	3133EPAG0	FFCB 4.250 02/10/2025	29,875,000	105,807	6,740		112,547
Federal Agencies	3133EPAG0	FFCB 4.250 02/10/2025	10,000,000	35,417	2,239		37,656
Federal Agencies	3130AUTC8	FHLB 4.010 02/06/2026	21,100,000	70,509	3,250		73,759
Federal Agencies	3130AUVZ4	FHLB 4.500 02/13/2025	50,000,000	187,500	3,329		190,829
Federal Agencies	3133EPBF1	FFCB 4.875 08/21/2024	10,000,000	40,625	244		40,869
Federal Agencies	3133EPBF1	FFCB 4.875 08/21/2024	25,000,000	101,563	567		102,129
Federal Agencies	3133EPBF1	FFCB 4.875 08/21/2024	20,000,000	81,250	453		81,703
Federal Agencies	3130AUYG3	FHLB 5.100 02/16/2024	25,000,000	106,250	297		106,547
Federal Agencies	3133EPBJ3	FFCB 4.375 02/23/2026	50,000,000	182,292	2,319		184,611
Federal Agencies	3133EPBJ3	FFCB 4.375 02/23/2026	25,000,000	91,146	1,315		92,461
Federal Agencies	3133EPBJ3	FFCB 4.375 02/23/2026	28,000,000	102,083	1,299		103,382
Federal Agencies	3133EPBM6	FFCB 4.125 08/23/2027	10,000,000	34,375	491		34,866
Federal Agencies	3130AV7L0	FHLB 5.000 02/28/2025	25,000,000	104,167	1,405		105,572
Federal Agencies	3130AV7L0	FHLB 5.000 02/28/2025	35,000,000	145,833	1,967		147,801
Federal Agencies	3133EPDL6	FFCB 4.850 10/01/2025	50,000,000	202,083			202,083
Federal Agencies	3135GAFY2	FNMA 5.320 10/03/2024	50,000,000	221,667			221,667
Federal Agencies	3135GAFY2	FNMA 5.320 10/03/2024	25,000,000	110,833			110,833
Federal Agencies	3135GAFY2	FNMA 5.320 10/03/2024	25,000,000	110,833			110,833
Federal Agencies	3135GAG39	FNMA 5.375 12/30/2024	25,000,000	111,979			111,979
Federal Agencies	3135GAG39	FNMA 5.375 12/30/2024	25,000,000	111,979			111,979
Federal Agencies	3135GAG39	FNMA 5.375 12/30/2024	25,000,000	111,979			111,979
Federal Agencies	3135GAG39	FNMA 5.375 12/30/2024	25,000,000	111,979			111,979
Federal Agencies	3133EPHD0	FFCB 4.500 10/28/2024	20,000,000	75,000	1,784		76,784
Federal Agencies	3133EPHD0	FFCB 4.500 10/28/2024	25,000,000	93,750	2,315		96,065

Monthly Investment Earnings

Pooled Fund

Type of Investment	CUSIP	Issuer Name	Par Value	Accrued Interest Earned	(Amortization) / Accretion	Realized Gain/(Loss)	Total Earnings
Federal Agencies	313384ST7	FHDN 0.000 02/06/2024	10,650,000		44,020		44,020
Federal Agencies	3130ATST5	FHLB 4.375 06/13/2025	10,000,000	36,458	(2,627)		33,831
Federal Agencies	3134GYRY0	FHLMC 5.290 11/02/2026	25,000,000	110,208			110,208
Federal Agencies	3134GYRY0	FHLMC 5.290 11/02/2026	25,000,000	110,208			110,208
Federal Agencies	3134GYRY0	FHLMC 5.290 11/02/2026	25,000,000	110,208			110,208
Federal Agencies	3134GYRY0	FHLMC 5.290 11/02/2026	25,000,000	110,208			110,208
Federal Agencies	3130ATST5	FHLB 4.375 06/13/2025	9,915,000	36,148	(2,461)		33,688
Federal Agencies	3130ATST5	FHLB 4.375 06/13/2025	25,500,000	92,969	(5,046)		87,922
Federal Agencies	3130AVWS7	FHLB 3.750 06/12/2026	17,045,000	53,266	1,470		54,735
Federal Agencies	3130ATST5	FHLB 4.375 06/13/2025	3,000,000	10,938	(497)		10,440
Federal Agencies	3130ATST5	FHLB 4.375 06/13/2025	10,000,000	36,458	(1,461)		34,998
Federal Agencies	3133EPJX4	FFCB 3.625 02/17/2026	30,000,000	90,625	2,909		93,534
Federal Agencies	3133EPJX4	FFCB 3.625 02/17/2026	25,000,000	75,521	2,201		77,722
Federal Agencies	3133EPKA2	FFCB 4.000 08/18/2025	26,500,000	88,333	609		88,942
Federal Agencies	3133EPKA2	FFCB 4.000 08/18/2025	30,000,000	100,000	689		100,689
Federal Agencies	3133EPKA2	FFCB 4.000 08/18/2025	25,000,000	83,333	678		84,011
Federal Agencies	3130AVWS7	FHLB 3.750 06/12/2026	20,000,000	62,500	1,680		64,180
Federal Agencies	3130ATST5	FHLB 4.375 06/13/2025	24,000,000	87,500	(3,249)		84,251
Federal Agencies	3130AWAH3	FHLB 4.000 06/12/2026	15,000,000	50,000	2,819		52,819
Federal Agencies	3130AWAH3	FHLB 4.000 06/12/2026	10,000,000	33,333	1,840		35,173
Federal Agencies	3130AWER7	FHLB 4.625 06/06/2025	25,000,000	96,354	887		97,241
Federal Agencies	3130AWER7	FHLB 4.625 06/06/2025	15,000,000	57,813	532		58,345
Federal Agencies	3130AWER7	FHLB 4.625 06/06/2025	52,000,000	200,417	1,845		202,262
Federal Agencies	3130AWER7	FHLB 4.625 06/06/2025	10,000,000	38,542	355		38,897
Federal Agencies	3133EPMU6	FFCB 4.250 06/15/2026	30,000,000	106,250	1,375		107,625
Federal Agencies	3133EPMU6	FFCB 4.250 06/15/2026	20,000,000	70,833	871		71,705
Federal Agencies	3133EPMV4	FFCB 4.125 06/15/2027	28,940,000	99,481	596		100,077
Federal Agencies	3130AWFH8	FHLB 5.510 07/12/2024		91,833			91,833
Federal Agencies	3133EPMU6	FFCB 4.250 06/15/2026	24,700,000	87,479	1,691		89,170
Federal Agencies	3133EPNG6	FFCB 4.375 06/23/2026	50,000,000	182,292	750		183,041
Federal Agencies	3133EPNG6	FFCB 4.375 06/23/2026	25,000,000	91,146	375		91,521
Federal Agencies	3133EPNG6	FFCB 4.375 06/23/2026	25,000,000	91,146	375		91,521
Federal Agencies	3130AWLZ1	FHLB 4.750 06/12/2026	50,000,000	197,917	4,180		202,096
Federal Agencies	3130AWLY4	FHLB 5.125 06/13/2025	48,150,000	205,641	(4,138)		201,503
Federal Agencies	3130AWLY4	FHLB 5.125 06/13/2025	10,800,000	46,125	(811)		45,314
Federal Agencies	3133EPSK2	FFCB 4.250 08/07/2028	19,500,000	69,063	1,489		70,551
Federal Agencies	3133EPSW6	FFCB 4.500 08/14/2026	50,000,000	187,500	3,253		190,753
Federal Agencies	3134GYYG1	FHLMC 6.000 08/16/2027	25,000,000	125,000			125,000
Federal Agencies	3134GYYG1	FHLMC 6.000 08/16/2027	25,000,000	125,000			125,000
Federal Agencies	3133EPUN3	FFCB 4.500 08/28/2028	10,000,000	37,500	355		37,855
Federal Agencies	3133EPUN3	FFCB 4.500 08/28/2028	25,000,000	93,750	959		94,709
Federal Agencies	3133EPUN3	FFCB 4.500 08/28/2028	15,000,000	56,250	631		56,881
Federal Agencies	3133EPUN3	FFCB 4.500 08/28/2028	33,000,000	123,750	1,613		125,363
Federal Agencies	3133EPVP7	FFCB 4.750 07/08/2026	19,000,000	75,208	456		75,664
Federal Agencies	3133EPVP7	FFCB 4.750 07/08/2026	10,000,000	39,583	249		39,832
Federal Agencies	3133EPVP7	FFCB 4.750 07/08/2026	21,000,000	83,125	516		83,641
Federal Agencies	3133EPVY8	FFCB 5.000 09/15/2025	8,230,000	34,292	251		34,543
Federal Agencies	3133EPVY8	FFCB 5.000 09/15/2025	15,000,000	62,500	770		63,270
Federal Agencies	3133EPVY8	FFCB 5.000 09/15/2025	20,000,000	83,333	1,026		84,360

Monthly Investment Earnings

Pooled Fund

Type of Investment	CUSIP	Issuer Name	Par Value	Accrued Interest Earned	(Amortization) / Accretion	Realized Gain/(Loss)	Total Earnings
Federal Agencies	3133EPYW9	FFCB 5.125 10/20/2025	50,000,000	213,542	1,187		214,729
Federal Agencies	3133EPYW9	FFCB 5.125 10/20/2025	25,000,000	106,771	615		107,386
Federal Agencies	3133EPYW9	FFCB 5.125 10/20/2025	35,000,000	149,479	1,173		150,652
Federal Agencies	3130AXCP1	FHLB 4.875 09/11/2026	11,895,000	48,323	2,138		50,461
Federal Agencies	3133EPZA6	FFCB 4.875 10/20/2026	30,000,000	121,875	4,692		126,567
Federal Agencies	3133EPZA6	FFCB 4.875 10/20/2026	14,000,000	56,875	2,689		59,564
Federal Agencies	3133EPYW9	FFCB 5.125 10/20/2025	24,000,000	102,500	3,247		105,747
Federal Agencies	3133EPZY4	FFCB 5.000 07/30/2026	25,000,000	104,167	1,953		106,120
Federal Agencies	3133EPZY4	FFCB 5.000 07/30/2026	3,000,000	12,500	249		12,749
Federal Agencies	3133EPZY4	FFCB 5.000 07/30/2026	9,615,000	40,063	799		40,861
Federal Agencies	3133EPZY4	FFCB 5.000 07/30/2026	16,000,000	66,667	1,329		67,996
Federal Agencies	313384YV5	FHDN 0.000 07/01/2024	25,000,000		112,913		112,913
Federal Agencies	313384YV5	FHDN 0.000 07/01/2024	25,000,000		112,913		112,913
Federal Agencies	313384YV5	FHDN 0.000 07/01/2024	25,000,000		112,913		112,913
Federal Agencies	3130AXB31	FHLB 4.875 03/13/2026	10,000,000	40,625	1,658		42,283
Federal Agencies	3130AXB31	FHLB 4.875 03/13/2026	10,000,000	40,625	1,773		42,398
Federal Agencies	3130AXB31	FHLB 4.875 03/13/2026	10,000,000	40,625	1,773		42,398
Federal Agencies	3133EPC60	FFCB 4.625 11/15/2027	27,950,000	107,724	2,461		110,185
Federal Agencies	3133EPC60	FFCB 4.625 11/15/2027	33,300,000	128,344	2,939		131,283
Federal Agencies	3133EPC45	FFCB 4.625 11/13/2028	12,000,000	46,250	271		46,521
Federal Agencies	3133EPC45	FFCB 4.625 11/13/2028	20,000,000	77,083	482		77,565
Federal Agencies	3133EPC45	FFCB 4.625 11/13/2028	55,000,000	211,979	1,319		213,298
Federal Agencies	3130AXU63	FHLB 4.625 11/17/2026	50,000,000	192,708	2,503		195,212
Federal Agencies	3133EM4X7	FFCB 0.800 09/10/2026	28,975,000	19,317	86,563		105,879
Federal Agencies	3133EPP66	FFCB 4.000 05/20/2027	31,000,000	103,333	2,343		105,676
Federal Agencies	3133EPP66	FFCB 4.000 05/20/2027	58,850,000	196,167	4,667		200,834
Federal Agencies	3134H1NT6	FHLMC 5.410 01/10/2028	65,000,000	205,129			205,129
Federal Agencies	3134H1NT6	FHLMC 5.410 01/10/2028	25,000,000	78,896			78,896
Federal Agencies	3134H1NT6	FHLMC 5.410 01/10/2028	25,000,000	78,896			78,896
Federal Agencies	3133EPX91	FFCB 4.125 01/25/2027	35,000,000	24,063	282		24,344
Federal Agencies	3133EPX91	FFCB 4.125 01/25/2027	50,000,000	34,375	428		34,803
Federal Agencies	3133EPX91	FFCB 4.125 01/25/2027	25,000,000	17,188	201		17,389
Federal Agencies	3133EPX91	FFCB 4.125 01/25/2027	10,000,000	6,875	86		6,961
Federal Agencies	3133EPX91	FFCB 4.125 01/25/2027	5,000,000	3,438	46		3,483
Federal Agencies	3130AYPN0	FHLB 4.125 01/15/2027	12,000,000	2,750	75		2,825
Federal Agencies	3130AYPN0	FHLB 4.125 01/15/2027	25,000,000	5,729	156		5,885
Federal Agencies	3130AYPN0	FHLB 4.125 01/15/2027	29,350,000	6,726	183		6,909
Federal Agencies	3130AYPN0	FHLB 4.125 01/15/2027	50,000,000	11,458	312		11,770
Subtotals			\$ 6,823,722,000	\$ 16,483,438	\$ 549,856	\$ -	\$ 17,033,294
Public Time Deposits	PPG24NBE1	BKSANF 5.540 01/08/2024		\$ 10,772			\$ 10,772
Public Time Deposits	PPG250Y96	BRIDGE 5.490 01/16/2024		21,121			21,121
Public Time Deposits	PPG1KB100	BKSANF 5.440 06/03/2024	10,000,000	46,844			46,844
Public Time Deposits	PPG2JA6N9	BRIDGE 5.360 06/17/2024	10,000,000	45,523			45,523
Public Time Deposits	PPG5M8MH8	BKSANF 5.300 07/08/2024	10,000,000	35,333			35,333
Public Time Deposits	PPG8E735	BRIDGE 5.260 07/15/2024	10,000,000	23,058			23,058
Subtotals			\$ 40,000,000	\$ 182,651	\$ -	\$ -	\$ 182,651

Monthly Investment Earnings

Pooled Fund

Type of Investment	CUSIP	Issuer Name	Par Value	Accrued Interest Earned	(Amortization) / Accretion	Realized Gain/(Loss)	Total Earnings
Negotiable CDs	89115BPB0	TDNY 5.430 01/03/2024		\$ 15,083			\$ 15,083
Negotiable CDs	89115BPF1	TDNY 5.430 01/05/2024		30,167			30,167
Negotiable CDs	06367D3V5	BMOCHG 5.240 01/12/2024		112,078			112,078
Negotiable CDs	89115BQB9	TDNY 5.240 01/17/2024		116,444			116,444
Negotiable CDs	89115BST8	TDNY 5.210 01/29/2024		405,222			405,222
Negotiable CDs	06417MT47	BNSHOU 5.430 02/09/2024	50,000,000	233,792			233,792
Negotiable CDs	89115BWK2	TDNY 5.580 02/22/2024	50,000,000	240,250			240,250
Negotiable CDs	89115BXF2	TDNY 5.600 03/06/2024	50,000,000	241,111			241,111
Negotiable CDs	89115BY79	TDNY 5.750 01/29/2024		223,611			223,611
Negotiable CDs	06367DAU9	BMOCHG 5.870 06/21/2024	100,000,000	505,472			505,472
Negotiable CDs	89115BNG1	TDNY 5.850 06/05/2024	50,000,000	251,875			251,875
Negotiable CDs	78015JXW2	RY 5.890 06/28/2024	50,000,000	253,597			253,597
Negotiable CDs	06367DAX3	BMOCHG 6.000 07/01/2024	100,000,000	516,667			516,667
Negotiable CDs	89115BRG7	TDNY 6.050 07/01/2024	50,000,000	260,486			260,486
Negotiable CDs	89115BS84	TDNY 5.910 07/01/2024	50,000,000	254,458			254,458
Negotiable CDs	06367DBJ3	BMOCHG 5.890 06/07/2024	50,000,000	253,597			253,597
Negotiable CDs	06367DBR5	BMOCHG 5.930 07/01/2024	50,000,000	255,319			255,319
Negotiable CDs	89115BSQ4	TDNY 5.930 07/01/2024	50,000,000	255,319			255,319
Negotiable CDs	06367DBW4	BMOCHG 5.970 07/29/2024	50,000,000	257,042			257,042
Negotiable CDs	13606KZN9	CIBCNY 5.920 07/29/2024	60,000,000	305,867			305,867
Negotiable CDs	89115BV80	TDNY 5.900 07/03/2024	50,000,000	254,028			254,028
Negotiable CDs	13606KZR0	CIBCNY 5.890 07/01/2024	50,000,000	253,597			253,597
Negotiable CDs	06367DCF0	BMOCHG 6.010 08/14/2024	50,000,000	258,764			258,764
Negotiable CDs	13606KC38	CIBCNY 5.940 09/09/2024	50,000,000	255,750			255,750
Negotiable CDs	78015J5K9	RY 5.900 09/09/2024	60,000,000	304,833			304,833
Negotiable CDs	13606KD78	CIBCNY 5.920 08/12/2024	50,000,000	254,889			254,889
Negotiable CDs	78015J7F8	RY 5.930 08/12/2024	60,000,000	306,383			306,383
Negotiable CDs	78015JAK3	RY 5.960 09/23/2024	60,000,000	307,933			307,933
Negotiable CDs	65603AMM0	NORNY 5.650 01/23/2024		189,903			189,903
Negotiable CDs	06367DD44	BMOCHG 5.970 09/23/2024	50,000,000	257,042			257,042
Negotiable CDs	06367DDS1	BMOCHG 5.880 08/09/2024	50,000,000	253,167			253,167
Negotiable CDs	13606KF92	CIBCNY 5.880 08/16/2024	50,000,000	253,167			253,167
Negotiable CDs	65603APG0	NORNY 5.830 04/23/2024	50,000,000	251,014			251,014
Negotiable CDs	89115BH52	TDNY 5.930 10/21/2024	50,000,000	255,319			255,319
Negotiable CDs	78015JE37	RY 5.860 08/15/2024	50,000,000	252,306			252,306
Negotiable CDs	78015JE78	RY 5.860 08/26/2024	50,000,000	252,306			252,306
Negotiable CDs	06367DE43	BMOCHG 5.860 10/21/2024	60,000,000	302,767			302,767
Negotiable CDs	06367DEK7	BMOCHG 5.800 11/06/2024	50,000,000	249,722			249,722
Negotiable CDs	06367DFA8	BMOCHG 5.580 10/24/2024	50,000,000	240,250			240,250
Negotiable CDs	06367DFX8	BMOCHG 5.560 07/01/2024	50,000,000	239,389			239,389
Negotiable CDs	89115BNV8	TDNY 5.560 07/01/2024	50,000,000	239,389			239,389
Negotiable CDs	78015JHT7	RY 5.530 06/03/2024	60,000,000	285,717			285,717
Negotiable CDs	89115BP95	TDNY 5.580 10/24/2024	50,000,000	240,250			240,250
Negotiable CDs	78015JJ73	RY 5.480 10/24/2024	50,000,000	235,944			235,944
Subtotals			\$ 2,010,000,000	\$ 11,181,286	\$ -	\$ -	\$ 11,181,286

Monthly Investment Earnings

Pooled Fund

Type of Investment	CUSIP	Issuer Name	Par Value	Accrued Interest Earned	(Amortization) / Accretion	Realized Gain/(Loss)	Total Earnings
Commercial Paper	89233GE36	TOYCC 0.000 05/03/2024	\$ 60,000,000		\$ 289,333		\$ 289,333
Commercial Paper	89233GE69	TOYCC 0.000 05/06/2024	50,000,000		241,111		241,111
Commercial Paper	62479LCR4	MUFGBK 0.000 03/25/2024	60,000,000		293,467		293,467
Commercial Paper	89233GG18	TOYCC 0.000 07/01/2024	50,000,000		241,542		241,542
Commercial Paper	62479LBP9	MUFGBK 0.000 02/23/2024	50,000,000		243,264		243,264
Commercial Paper	62479LG17	MUFGBK 0.000 07/01/2024	50,000,000		243,264		243,264
Commercial Paper	59515MAV7	MSFT 0.000 01/29/2024			208,056		208,056
Commercial Paper	62479LBC8	MUFGBK 0.000 02/12/2024	20,000,000		97,133		97,133
Commercial Paper	62479LCD5	MUFGBK 0.000 03/13/2024	50,000,000		243,264		243,264
Commercial Paper	89233GCF1	TOYCC 0.000 03/15/2024	50,000,000		236,806		236,806
Commercial Paper	89233GG18	TOYCC 0.000 07/01/2024	50,000,000		239,389		239,389
Commercial Paper	62479LCR4	MUFGBK 0.000 03/25/2024	50,000,000		242,403		242,403
Commercial Paper	62479LCU7	MUFGBK 0.000 03/28/2024	85,000,000		406,961		406,961
Commercial Paper	59515MD85	MSFT 0.000 04/08/2024	50,000,000		229,486		229,486
Commercial Paper	62479LD85	MUFGBK 0.000 04/08/2024	50,000,000		236,806		236,806
Commercial Paper	62479LD85	MUFGBK 0.000 04/08/2024	50,000,000		235,514		235,514
Commercial Paper	59515MDA0	MSFT 0.000 04/10/2024	55,000,000		252,908		252,908
Commercial Paper	59515ME84	MSFT 0.000 05/08/2024	50,000,000		229,917		229,917
Commercial Paper	59515ME84	MSFT 0.000 05/08/2024	50,000,000		229,917		229,917
Commercial Paper	62479LDQ5	MUFGBK 0.000 04/24/2024	75,000,000		335,625		335,625
Commercial Paper	59515MDN2	MSFT 0.000 04/22/2024	50,000,000		212,667		212,667
Commercial Paper	89233GEL6	TOYCC 0.000 05/20/2024	80,000,000		187,378		187,378
Subtotals			\$ 1,135,000,000	\$ -	\$ 5,376,208	\$ -	\$ 5,376,208
Money Market Funds	09248U718	BlackRock Liquidity Funds T-Fund	\$ 12,968,519	\$ 57,488			\$ 57,488
Money Market Funds	31607A703	Fidelity Govt Portfolio	751,446,593	3,260,894			3,260,894
Money Market Funds	608919718	Federated Hermes Govt Obligations Fund	153,473,960	1,106,553			1,106,553
Money Market Funds	262006208	Dreyfus Government Cash Management	15,291,270	67,463			67,463
Money Market Funds	85749T517	State Street Institutional U.S. Govt MMF	736,599,234	3,299,615			3,299,615
Money Market Funds	61747C319	Morgan Stanley Institutional Liquidity Fund	16,453,680	72,615			72,615
Subtotals			\$ 1,686,233,255	\$ 7,864,628	\$ -	\$ -	\$ 7,864,628
Supranationals	4581X0CM8	IADB 2.125 01/15/2025	\$ 100,000,000	\$ 177,083	\$ (129,379)		\$ 47,704
Supranationals	459058JB0	IBRD 0.626 04/22/2025	40,000,000	20,867	(1,947)		18,919
Supranationals	45818WDG8	IADB 0.820 02/27/2026	19,500,000	13,325	(1,071)		12,254
Supranationals	45950VQG4	IFC 0.440 09/23/2024	10,000,000	3,667	2,362		6,029
Supranationals	4581X0DN5	IADB 0.625 07/15/2025	28,900,000	15,052	8,734		23,786
Supranationals	459056HV2	IBRD 1.500 08/28/2024	50,000,000	62,500	(29,623)		32,877
Supranationals	4581X0DZ8	IADB 0.500 09/23/2024	50,000,000	20,833	11,897		32,730
Supranationals	45906M3B5	IBRD 1.980 06/14/2024	100,000,000	165,000			165,000
Supranationals	4581X0EE4	IADB 3.250 07/01/2024	80,000,000	216,667	339		217,006
Supranationals	45950VRU2	IFC 4.023 01/26/2026	100,000,000	335,250			335,250
Supranationals	45906M4C2	IBRD 5.750 06/15/2026	32,000,000	153,333			153,333
Subtotals			\$ 610,400,000	\$ 1,183,577	\$ (138,689)	\$ -	\$ 1,044,888
Grand Totals			\$15,680,355,255	\$ 39,903,479	\$ 6,251,994	\$ -	\$ 46,155,474

Investment Transactions

Pooled Fund

For month ended January 31, 2024

Accounting ID	Transaction Type	Cusip	Description	Price	Settlement Date	Posted Date	Par Value	Principal	Accrued Interest	Total
57824	Buy	62479LDQ5	MUFGBK 0.000 04/24/2024	98.31442	01/02/2024	01/02/2024	75,000,000.00	73,735,812.50	0.00	73,735,812.50
57825	Buy	59515MDN2	MSFT 0.000 04/22/2024	98.38667	01/03/2024	01/03/2024	50,000,000.00	49,193,333.33	0.00	49,193,333.33
57826	Buy	91282CHK0	T 4.000 06/30/2028	99.94922	01/05/2024	01/05/2024	50,000,000.00	49,974,609.38	27,472.53	50,002,081.91
57827	Buy	PPG5M8MH8	BKSANF 5.300 07/08/2024	100.00000	01/08/2024	01/08/2024	10,000,000.00	10,000,000.00	0.00	10,000,000.00
57828	Buy	3134H1NT6	FHLMC 5.410 01/10/2028	100.00000	01/10/2024	01/10/2024	65,000,000.00	65,000,000.00	0.00	65,000,000.00
57829	Buy	3134H1NT6	FHLMC 5.410 01/10/2028	100.00000	01/10/2024	01/10/2024	25,000,000.00	25,000,000.00	0.00	25,000,000.00
57830	Buy	3134H1NT6	FHLMC 5.410 01/10/2028	100.00000	01/10/2024	01/10/2024	25,000,000.00	25,000,000.00	0.00	25,000,000.00
57831	Buy	PPGG8E735	BRIDGE 5.260 07/15/2024	100.00000	01/16/2024	01/16/2024	10,000,000.00	10,000,000.00	0.00	10,000,000.00
57832	Buy	89233GEL6	TOYCC 0.000 05/20/2024	98.17014	01/16/2024	01/16/2024	80,000,000.00	78,536,111.11	0.00	78,536,111.11
57833	Buy	91282CHK0	T 4.000 06/30/2028	99.85547	01/18/2024	01/18/2024	50,000,000.00	49,927,734.38	98,901.10	50,026,635.48
57834	Buy	91282CHK0	T 4.000 06/30/2028	99.80859	01/18/2024	01/18/2024	50,000,000.00	49,904,296.88	98,901.10	50,003,197.98
57835	Buy	3133EPX91	FFCB 4.125 01/25/2027	99.87400	01/25/2024	01/25/2024	35,000,000.00	34,955,900.00	0.00	34,955,900.00
57836	Buy	3133EPX91	FFCB 4.125 01/25/2027	99.86600	01/25/2024	01/25/2024	50,000,000.00	49,933,000.00	0.00	49,933,000.00
57837	Buy	3133EPX91	FFCB 4.125 01/25/2027	99.87400	01/25/2024	01/25/2024	25,000,000.00	24,968,500.00	0.00	24,968,500.00
57838	Buy	3133EPX91	FFCB 4.125 01/25/2027	99.86600	01/25/2024	01/25/2024	10,000,000.00	9,986,600.00	0.00	9,986,600.00
57839	Buy	3133EPX91	FFCB 4.125 01/25/2027	99.85700	01/25/2024	01/25/2024	5,000,000.00	4,992,850.00	0.00	4,992,850.00
57840	Buy	3130AYPNO	FHLB 4.125 01/15/2027	99.77500	01/29/2024	01/29/2024	12,000,000.00	11,973,000.00	0.00	11,973,000.00
57841	Buy	3130AYPNO	FHLB 4.125 01/15/2027	99.77500	01/29/2024	01/29/2024	25,000,000.00	24,943,750.00	0.00	24,943,750.00
57842	Buy	3130AYPNO	FHLB 4.125 01/15/2027	99.77500	01/29/2024	01/29/2024	29,350,000.00	29,283,962.50	0.00	29,283,962.50
57843	Buy	3130AYPNO	FHLB 4.125 01/15/2027	99.77500	01/29/2024	01/29/2024	50,000,000.00	49,887,500.00	0.00	49,887,500.00
			Activity Total				731,350,000.00	727,196,960.08	225,274.73	727,422,234.81
57564	Maturity	89115BPB0	TDNY 5.430 01/03/2024	100.00000	01/03/2024	01/03/2024	50,000,000.00	50,000,000.00	0.00	50,000,000.00
57565	Maturity	89115BPF1	TDNY 5.430 01/05/2024	100.00000	01/05/2024	01/05/2024	50,000,000.00	50,000,000.00	0.00	50,000,000.00
57529	Maturity	3130AU4V3	FHLB 4.800 01/08/2024	100.00000	01/08/2024	01/08/2024	11,000,000.00	11,000,000.00	0.00	11,000,000.00
57535	Maturity	3130AU4V3	FHLB 4.800 01/08/2024	100.00000	01/08/2024	01/08/2024	25,000,000.00	25,000,000.00	0.00	25,000,000.00
57702	Maturity	PPG24NBE1	BKSANF 5.540 01/08/2024	100.00000	01/08/2024	01/08/2024	10,000,000.00	10,000,000.00	0.00	10,000,000.00
57572	Maturity	06367D3V5	BMOCHG 5.240 01/12/2024	100.00000	01/12/2024	01/12/2024	70,000,000.00	70,000,000.00	0.00	70,000,000.00
57682	Full Call	3130AWFH8	FHLB 5.510 07/12/2024	100.00000	01/13/2024	01/16/2024	50,000,000.00	50,000,000.00	229,583.33	50,229,583.33
57705	Maturity	PPG250Y96	BRIDGE 5.490 01/16/2024	100.00000	01/16/2024	01/16/2024	10,000,000.00	10,000,000.00	0.00	10,000,000.00
57573	Maturity	89115BQB9	TDNY 5.240 01/17/2024	100.00000	01/17/2024	01/17/2024	50,000,000.00	50,000,000.00	0.00	50,000,000.00
47280	Maturity	3133ENLF5	FFCB 0.900 01/18/2024	100.00000	01/18/2024	01/18/2024	50,000,000.00	50,000,000.00	0.00	50,000,000.00
47309	Maturity	3133ENLF5	FFCB 0.900 01/18/2024	100.00000	01/18/2024	01/18/2024	11,856,000.00	11,856,000.00	0.00	11,856,000.00
57751	Maturity	65603AMM0	NORNY 5.650 01/23/2024	100.00000	01/23/2024	01/23/2024	55,000,000.00	55,000,000.00	0.00	55,000,000.00
57781	Maturity	59515MAV7	MSFT 0.000 01/29/2024	100.00000	01/29/2024	01/29/2024	50,000,000.00	50,000,000.00	0.00	50,000,000.00
57578	Maturity	89115BST8	TDNY 5.210 01/29/2024	100.00000	01/29/2024	01/29/2024	100,000,000.00	100,000,000.00	0.00	100,000,000.00
57605	Maturity	89115BY79	TDNY 5.750 01/29/2024	100.00000	01/29/2024	01/29/2024	50,000,000.00	50,000,000.00	0.00	50,000,000.00
47167	Maturity	9128285Z9	T 2.500 01/31/2024	100.00000	01/31/2024	01/31/2024	50,000,000.00	50,000,000.00	0.00	50,000,000.00
47283	Maturity	91282CDV0	T 0.875 01/31/2024	100.00000	01/31/2024	01/31/2024	50,000,000.00	50,000,000.00	0.00	50,000,000.00
47348	Maturity	91282CDV0	T 0.875 01/31/2024	100.00000	01/31/2024	01/31/2024	50,000,000.00	50,000,000.00	0.00	50,000,000.00
			Activity Total				792,856,000.00	792,856,000.00	229,583.33	793,085,583.33

Interest Received Pooled Fund

For month ended January 31, 2024							
Accounting ID	Transaction Type	Cusip	Description	Date Posted	Interest Received	Purchased Interest Adjustment	Net Interest
46938	Interest Income	91282CBC4	T 0.375 12/31/2025	01/02/2024	93,750.00		93,750.00
46940	Interest Income	91282CBC4	T 0.375 12/31/2025	01/02/2024	93,750.00		93,750.00
46959	Interest Income	912828ZW3	T 0.250 06/30/2025	01/02/2024	62,500.00		62,500.00
46960	Interest Income	912828ZW3	T 0.250 06/30/2025	01/02/2024	62,500.00		62,500.00
46976	Interest Income	912828YY0	T 1.750 12/31/2024	01/02/2024	437,500.00		437,500.00
47045	Interest Income	912828ZW3	T 0.250 06/30/2025	01/02/2024	62,500.00		62,500.00
47046	Interest Income	912828ZW3	T 0.250 06/30/2025	01/02/2024	62,500.00		62,500.00
47051	Interest Income	912828ZW3	T 0.250 06/30/2025	01/02/2024	62,500.00		62,500.00
47078	Interest Income	91282CCJ8	T 0.875 06/30/2026	01/02/2024	218,750.00		218,750.00
47091	Interest Income	3130AN4A5	FHLB 0.700 06/30/2025	01/02/2024	61,880.00		61,880.00
47093	Interest Income	912828ZW3	T 0.250 06/30/2025	01/02/2024	62,500.00		62,500.00
47096	Interest Income	91282CCJ8	T 0.875 06/30/2026	01/02/2024	218,750.00		218,750.00
47099	Interest Income	91282CCJ8	T 0.875 06/30/2026	01/02/2024	218,750.00		218,750.00
47101	Interest Income	91282CCJ8	T 0.875 06/30/2026	01/02/2024	218,750.00		218,750.00
47109	Interest Income	912828ZW3	T 0.250 06/30/2025	01/02/2024	62,500.00		62,500.00
47112	Interest Income	912828ZW3	T 0.250 06/30/2025	01/02/2024	62,500.00		62,500.00
47113	Interest Income	91282CCJ8	T 0.875 06/30/2026	01/02/2024	218,750.00		218,750.00
47124	Interest Income	91282CCJ8	T 0.875 06/30/2026	01/02/2024	218,750.00		218,750.00
47165	Interest Income	91282CCJ8	T 0.875 06/30/2026	01/02/2024	218,750.00		218,750.00
47175	Interest Income	91282CCJ8	T 0.875 06/30/2026	01/02/2024	218,750.00		218,750.00
47238	Interest Income	912828ZW3	T 0.250 06/30/2025	01/02/2024	62,500.00		62,500.00
47275	Interest Income	91282CCJ8	T 0.875 06/30/2026	01/02/2024	218,750.00		218,750.00
47330	Interest Income	91282CDQ1	T 1.250 12/31/2026	01/02/2024	312,500.00		312,500.00
47391	Interest Income	4581X0EE4	IADB 3.250 07/01/2024	01/02/2024	1,300,000.00		1,300,000.00
57564	Interest Income	89115BPB0	TDNY 5.430 01/03/2024	01/03/2024	2,737,625.00		2,737,625.00
57565	Interest Income	89115BPF1	TDNY 5.430 01/05/2024	01/05/2024	2,752,708.35		2,752,708.35
57702	Interest Income	PPG24NBE1	BKSANF 5.540 01/08/2024	01/08/2024	280,077.77		280,077.77
57735	Interest Income	3133EPVP7	FFCB 4.750 07/08/2026	01/08/2024	300,833.33		300,833.33
57736	Interest Income	3133EPVP7	FFCB 4.750 07/08/2026	01/08/2024	158,333.33		158,333.33
57737	Interest Income	3133EPVP7	FFCB 4.750 07/08/2026	01/08/2024	332,500.01		332,500.01
47021	Interest Income	3135G0X24	FNMA 1.625 01/07/2025	01/08/2024	317,362.50		317,362.50
47277	Interest Income	3133ENKS8	FFCB 1.125 01/06/2025	01/08/2024	112,500.00		112,500.00
47278	Interest Income	3133ENKS8	FFCB 1.125 01/06/2025	01/08/2024	140,625.00		140,625.00
47279	Interest Income	3133ENKS8	FFCB 1.125 01/06/2025	01/08/2024	140,625.00		140,625.00
47403	Interest Income	3130ASME6	FHLB 3.000 07/08/2024	01/08/2024	225,000.00		225,000.00
47404	Interest Income	3130ASME6	FHLB 3.000 07/08/2024	01/08/2024	262,500.00		262,500.00
47405	Interest Income	3130ASME6	FHLB 3.000 07/08/2024	01/08/2024	150,000.00		150,000.00
57529	Interest Income	3130AU4V3	FHLB 4.800 01/08/2024	01/08/2024	264,000.00		264,000.00
57535	Interest Income	3130AU4V3	FHLB 4.800 01/08/2024	01/08/2024	600,000.00		600,000.00
47499	Interest Income	3133ENZ37	FFCB 4.875 01/10/2025	01/10/2024	487,500.00		487,500.00
47500	Interest Income	3133ENZ37	FFCB 4.875 01/10/2025	01/10/2024	243,750.00		243,750.00
47501	Interest Income	3133ENZ37	FFCB 4.875 01/10/2025	01/10/2024	487,500.00		487,500.00
57572	Interest Income	06367D3V5	BMOCHG 5.240 01/12/2024	01/12/2024	3,708,755.54		3,708,755.54
57567	Interest Income	3133EN6A3	FFCB 4.000 01/13/2026	01/16/2024	600,000.00		600,000.00
57568	Interest Income	3133EN6A3	FFCB 4.000 01/13/2026	01/16/2024	400,000.00		400,000.00
57682	Interest Income	3130AWFH8	FHLB 5.510 07/12/2024	01/16/2024	229,583.33		229,583.33
57705	Interest Income	PPG250Y96	BRIDGE 5.490 01/16/2024	01/16/2024	273,811.02		273,811.02
47024	Interest Income	4581X0CM8	IADB 2.125 01/15/2025	01/16/2024	1,062,500.00		1,062,500.00

Interest Received Pooled Fund

Accounting ID	Transaction Type	Cusip	Description	Date Posted	Interest Received	Purchased Interest Adjustment	Net Interest
47116	Interest Income	91282CCL3	T 0.375 07/15/2024	01/16/2024	93,750.00		93,750.00
47117	Interest Income	91282CCL3	T 0.375 07/15/2024	01/16/2024	93,750.00		93,750.00
47125	Interest Income	3130ANNM8	FHLB 1.050 07/13/2026	01/16/2024	131,250.00		131,250.00
47126	Interest Income	3130ANNM8	FHLB 1.050 07/13/2026	01/16/2024	131,250.00		131,250.00
47127	Interest Income	3130ANNM8	FHLB 1.050 07/13/2026	01/16/2024	131,250.00		131,250.00
47128	Interest Income	3130ANNM8	FHLB 1.050 07/13/2026	01/16/2024	131,250.00		131,250.00
47193	Interest Income	4581X0DN5	IADB 0.625 07/15/2025	01/16/2024	90,312.50		90,312.50
47271	Interest Income	3130AQJ95	FHLB 1.645 12/14/2026	01/16/2024	205,625.00		205,625.00
47272	Interest Income	3130AQJ95	FHLB 1.645 12/14/2026	01/16/2024	205,625.00		205,625.00
47273	Interest Income	3130AQJ95	FHLB 1.645 12/14/2026	01/16/2024	205,625.00		205,625.00
47274	Interest Income	3130AQJ95	FHLB 1.645 12/14/2026	01/16/2024	205,625.00		205,625.00
47351	Interest Income	91282CCL3	T 0.375 07/15/2024	01/16/2024	93,750.00		93,750.00
57573	Interest Income	89115BQB9	TDNY 5.240 01/17/2024	01/17/2024	2,656,388.90		2,656,388.90
47280	Interest Income	3133ENLF5	FFCB 0.900 01/18/2024	01/18/2024	225,000.00		225,000.00
47309	Interest Income	3133ENLF5	FFCB 0.900 01/18/2024	01/18/2024	53,352.00		53,352.00
57751	Interest Income	65603AMM0	NORNY 5.650 01/23/2024	01/23/2024	1,070,361.11		1,070,361.11
47115	Interest Income	3133EMV25	FFCB 0.450 07/23/2024	01/23/2024	112,500.00		112,500.00
57576	Interest Income	45950VRU2	IFC 4.023 01/26/2026	01/26/2024	4,023,000.00		4,023,000.00
57578	Interest Income	89115BST8	TDNY 5.210 01/29/2024	01/29/2024	5,267,888.90		5,267,888.90
57605	Interest Income	89115BY79	TDNY 5.750 01/29/2024	01/29/2024	2,611,458.35		2,611,458.35
47118	Interest Income	3130ANMP2	FHLB 1.070 07/27/2026	01/29/2024	133,750.00		133,750.00
47119	Interest Income	3130ANMP2	FHLB 1.070 07/27/2026	01/29/2024	133,750.00		133,750.00
47120	Interest Income	3130ANMP2	FHLB 1.070 07/27/2026	01/29/2024	133,750.00		133,750.00
47121	Interest Income	3130ANMP2	FHLB 1.070 07/27/2026	01/29/2024	133,750.00		133,750.00
57772	Interest Income	3133EPZY4	FFCB 5.000 07/30/2026	01/30/2024	312,500.00		312,500.00
57773	Interest Income	3133EPZY4	FFCB 5.000 07/30/2026	01/30/2024	37,500.00		37,500.00
57774	Interest Income	3133EPZY4	FFCB 5.000 07/30/2026	01/30/2024	120,187.50		120,187.50
57775	Interest Income	3133EPZY4	FFCB 5.000 07/30/2026	01/30/2024	200,000.00		200,000.00
46989	Interest Income	912828Z52	T 1.375 01/31/2025	01/31/2024	343,750.00		343,750.00
46990	Interest Income	912828Y87	T 1.750 07/31/2024	01/31/2024	437,500.00		437,500.00
47011	Interest Income	912828Z52	T 1.375 01/31/2025	01/31/2024	343,750.00		343,750.00
47110	Interest Income	91282CAB7	T 0.250 07/31/2025	01/31/2024	62,500.00		62,500.00
47114	Interest Income	91282CAB7	T 0.250 07/31/2025	01/31/2024	62,500.00		62,500.00
47167	Interest Income	9128285Z9	T 2.500 01/31/2024	01/31/2024	625,000.00		625,000.00
47283	Interest Income	91282CDV0	T 0.875 01/31/2024	01/31/2024	218,750.00		218,750.00
47348	Interest Income	91282CDV0	T 0.875 01/31/2024	01/31/2024	218,750.00		218,750.00
			Activity Total		42,355,419.44	0.00	42,355,419.44

Money Market Fund Activity Pooled Fund

For month ended January 31, 2024				
Accounting ID	Description	Activity Date	Transaction Type	Transaction Amount
TSTXX	BlackRock Liquidity Funds T-Fund	01/02/2024	Interest Received	57,512.66
Activity Total				57,512.66
FRGXX	Fidelity Govt Portfolio	01/16/2024	Withdrawal	(5,000,000.00)
FRGXX	Fidelity Govt Portfolio	01/25/2024	Withdrawal	(100,000,000.00)
FRGXX	Fidelity Govt Portfolio	01/26/2024	Deposit	50,000,000.00
FRGXX	Fidelity Govt Portfolio	01/31/2024	Deposit	60,000,000.00
FRGXX	Fidelity Govt Portfolio	01/31/2024	Interest Received	3,260,894.16
Activity Total				8,260,894.16
GOFXX	Federated Hermes Govt Obligations	01/02/2024	Withdrawal	(100,000,000.00)
GOFXX	Federated Hermes Govt Obligations	01/03/2024	Withdrawal	(72,000,000.00)
GOFXX	Federated Hermes Govt Obligations	01/04/2024	Withdrawal	(35,000,000.00)
GOFXX	Federated Hermes Govt Obligations	01/05/2024	Withdrawal	(80,000,000.00)
GOFXX	Federated Hermes Govt Obligations	01/10/2024	Withdrawal	(132,000,000.00)
GOFXX	Federated Hermes Govt Obligations	01/11/2024	Withdrawal	(60,000,000.00)
GOFXX	Federated Hermes Govt Obligations	01/12/2024	Withdrawal	(15,000,000.00)
GOFXX	Federated Hermes Govt Obligations	01/17/2024	Withdrawal	(15,000,000.00)
GOFXX	Federated Hermes Govt Obligations	01/17/2024	Deposit	147,000,000.00
GOFXX	Federated Hermes Govt Obligations	01/23/2024	Deposit	24,000,000.00
GOFXX	Federated Hermes Govt Obligations	01/25/2024	Withdrawal	(82,000,000.00)
GOFXX	Federated Hermes Govt Obligations	01/30/2024	Withdrawal	(35,000,000.00)
GOFXX	Federated Hermes Govt Obligations	01/31/2024	Interest Received	1,106,553.45
Activity Total				(453,893,446.55)
DGCXX	Dreyfus Government Cash Management	01/31/2024	Interest Received	67,463.28
Activity Total				67,463.28
OPGXX	State Street Institutional U.S. Govt MMF	01/02/2024	Withdrawal	(108,000,000.00)
OPGXX	State Street Institutional U.S. Govt MMF	01/08/2024	Deposit	40,000,000.00
OPGXX	State Street Institutional U.S. Govt MMF	01/09/2024	Deposit	55,000,000.00
OPGXX	State Street Institutional U.S. Govt MMF	01/18/2024	Withdrawal	(32,000,000.00)
OPGXX	State Street Institutional U.S. Govt MMF	01/19/2024	Withdrawal	(46,000,000.00)
OPGXX	State Street Institutional U.S. Govt MMF	01/22/2024	Withdrawal	(18,000,000.00)
OPGXX	State Street Institutional U.S. Govt MMF	01/23/2024	Deposit	15,000,000.00
OPGXX	State Street Institutional U.S. Govt MMF	01/29/2024	Deposit	23,000,000.00
OPGXX	State Street Institutional U.S. Govt MMF	01/31/2024	Interest Received	3,299,614.75
Activity Total				(67,700,385.25)
IMPXX	Morgan Stanley Institutional Liquidity	01/31/2024	Interest Received	72,614.97
Activity Total				72,614.97
Activity Total				72,614.97