

**Office of the Treasurer & Tax Collector
City and County of San Francisco**



José Cisneros, Treasurer

Tajel Shah, Chief Assistant Treasurer
Hubert R White, III CFA, CTP, Chief Investment Officer

Investment Report for the month of February 2024

March 15, 2024

**The Honorable London N. Breed
Mayor of San Francisco
City Hall, Room 200
1 Dr. Carlton B. Goodlett Place
San Francisco, CA 94102-4638**

**The Honorable Board of Supervisors
City and County of San Francisco
City Hall, Room 244
1 Dr. Carlton B. Goodlett Place
San Francisco, CA 94102-4638**

Colleagues,

In accordance with the provisions of California State Government Code, Section 53646, we forward this report detailing the City's pooled fund portfolio as of February 29, 2024. These investments provide sufficient liquidity to meet expenditure requirements for the next six months and are in compliance with our statement of investment policy and California Code.

This correspondence and its attachments show the investment activity for the month of February 2024 for the portfolios under the Treasurer's management. All pricing and valuation data is obtained from Interactive Data Corporation.

CCSF Pooled Fund Investment Earnings Statistics *

<i>(in \$ million)</i>	Current Month		Prior Month	
	Fiscal YTD	February 2024	Fiscal YTD	January 2024
Average Daily Balance	\$ 15,554	\$ 15,649	\$ 15,541	\$ 15,873
Net Earnings	339.62	43.88	295.74	46.16
Earned Income Return	3.28%	3.54%	3.24%	3.43%

CCSF Pooled Fund Statistics *

<i>(in \$ million)</i>	% of Portfolio	Book Value	Market Value	Wtd. Avg. Coupon	Wtd. Avg. YTM	WAM
U.S. Treasuries	20.91%	\$ 3,468.8	\$ 3,300.5	1.19%	1.37%	642
Federal Agencies	41.40%	6,678.9	6,535.6	3.10%	3.24%	625
Public Time Deposits	0.25%	40.0	40.0	5.34%	5.34%	117
Negotiable CDs	12.12%	1,910.0	1,912.5	5.85%	5.85%	152
Commercial Paper	7.48%	1,181.3	1,181.4	0.00%	5.60%	59
Money Market Funds	14.06%	2,218.7	2,218.7	5.24%	5.24%	1
Supranationals	3.78%	611.7	596.6	2.34%	2.07%	353
Totals	100.0%	\$ 16,109.5	\$ 15,785.3	3.08%	3.58%	434

In the remainder of this report, we provide additional information and analytics at the security-level and portfolio-level, as recommended by the California Debt and Investment Advisory Commission.

Respectfully,

**José Cisneros
Treasurer**

cc: Treasury Oversight Committee: Aimee Brown, Kevin Kone, Brenda Kwee McNulty
Ben Rosenfield - Controller, Office of the Controller
Mark de la Rosa - Director of Audits, Office of the Controller
Mayor's Office of Public Policy and Finance
San Francisco County Transportation Authority
San Francisco Public Library
San Francisco Health Service System

Portfolio Summary

Pooled Fund

As of February 29, 2024

<i>(in \$ million)</i>							
Security Type	Par Value	Book Value	Market Value	Market/Book Price	Current % Allocation	Max. Policy Allocation	Compliant?
U.S. Treasuries	\$ 3,475.0	\$ 3,468.8	\$ 3,300.5	95.15	21.53%	100%	Yes
Federal Agencies	6,687.6	6,678.9	6,535.6	97.85	41.46%	100%	Yes
State & Local Government							
Agency Obligations	-	-	-	-	0.00%	20%	Yes
Public Time Deposits	40.0	40.0	40.0	100.00	0.25%	100%	Yes
Negotiable CDs	1,910.0	1,910.0	1,912.5	100.13	11.86%	30%	Yes
Bankers Acceptances	-	-	-	-	0.00%	40%	Yes
Commercial Paper	1,192.1	1,181.3	1,181.4	100.01	7.33%	25%	Yes
Medium Term Notes	-	-	-	-	0.00%	30%	Yes
Repurchase Agreements	-	-	-	-	0.00%	10%	Yes
Reverse Repurchase/ Securities Lending Agreements	-	-	-	-	0.00%	\$75mm	Yes
Money Market Funds - Government	2,218.6	2,218.7	2,218.7	100.00	13.77%	20%	Yes
LAIF	-	-	-	-	0.00%	\$50mm	Yes
Supranationals	610.4	611.7	596.6	97.52	3.80%	30%	Yes
TOTAL	\$ 16,133.6	\$ 16,109.5	\$ 15,785.3	97.99	100.00%	-	Yes

The City and County of San Francisco uses the following methodology to determine compliance: Compliance is pre-trade and calculated on a book value basis of the overall portfolio value. Cash balances are included in the City's compliance calculations.

Please note the information in this report does not include cash balances. Due to fluctuations in the market value of the securities held in the Pooled Fund and changes in the City's cash position, the allocation limits may be exceeded on a post-trade compliance basis. In these instances, no compliance violation has occurred, as the policy limits were not exceeded prior to trade execution. The full Investment Policy can be found at <https://sftreasurer.org/banking-investments/investments>

Totals may not add due to rounding.

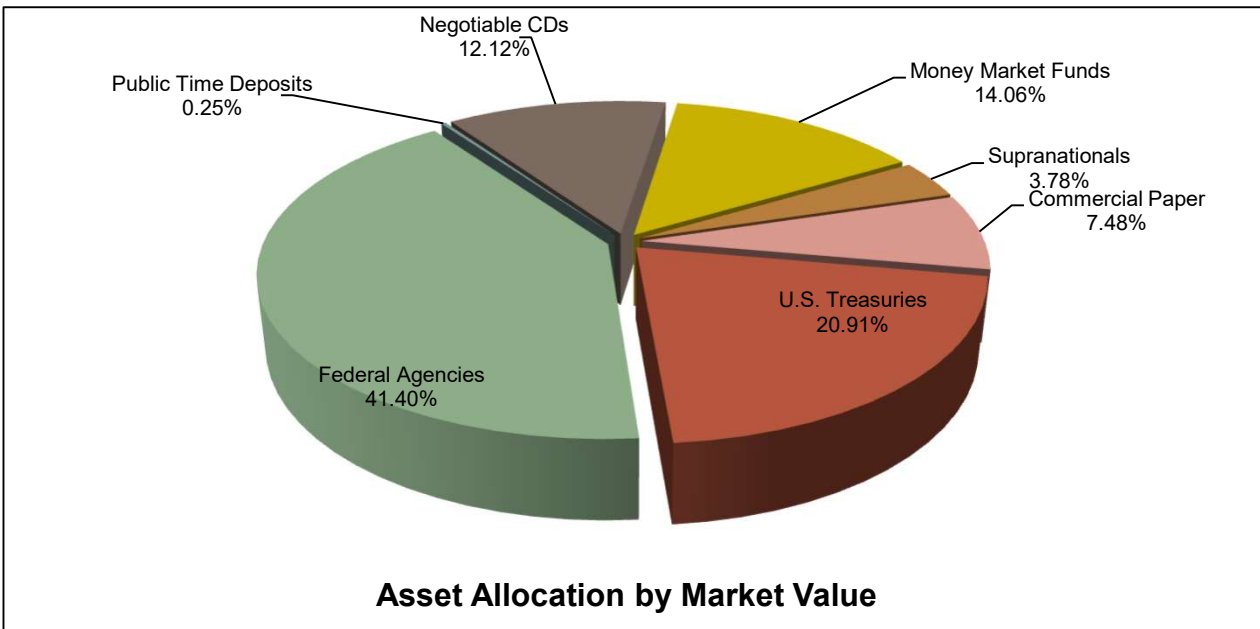
City and County of San Francisco

Pooled Fund Portfolio Statistics

For the month ended February 29, 2024

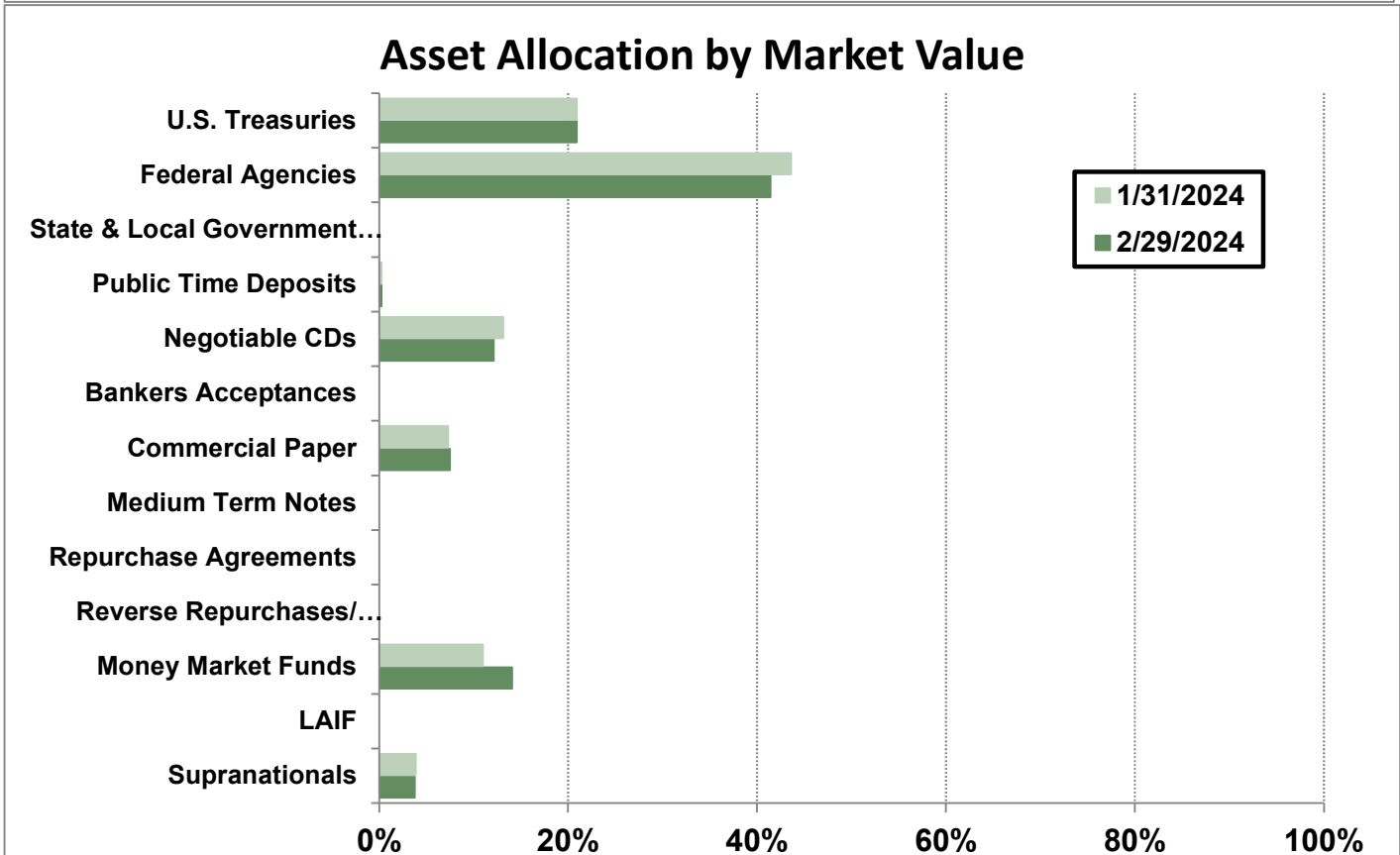
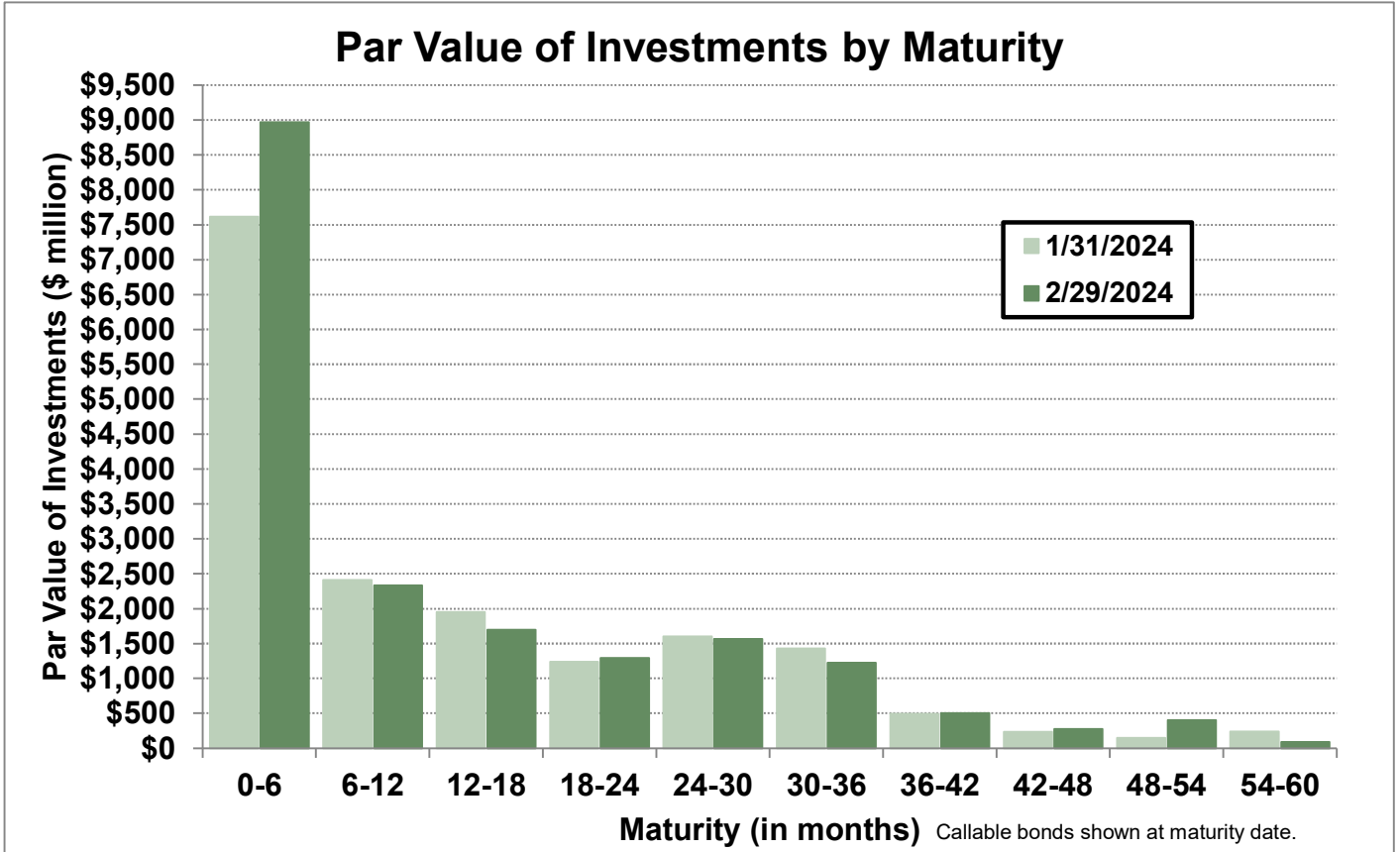
Average Daily Balance	\$15,649,276,379
Net Earnings	\$43,881,474
Earned Income Return	3.54%
Weighted Average Maturity	434 days

Investment Type	(\$ million)	Par Value	Book Value	Market Value
U.S. Treasuries		\$ 3,475.0	\$ 3,468.8	\$ 3,300.5
Federal Agencies		6,687.6	6,678.9	6,535.6
Public Time Deposits		40.0	40.0	40.0
Negotiable CDs		1,910.0	1,910.0	1,912.5
Commercial Paper		1,192.1	1,181.3	1,181.4
Money Market Funds		2,218.6	2,218.7	2,218.7
Supranationals		610.4	611.7	596.6
Total		\$ 16,133.6	\$ 16,109.5	\$ 15,785.3

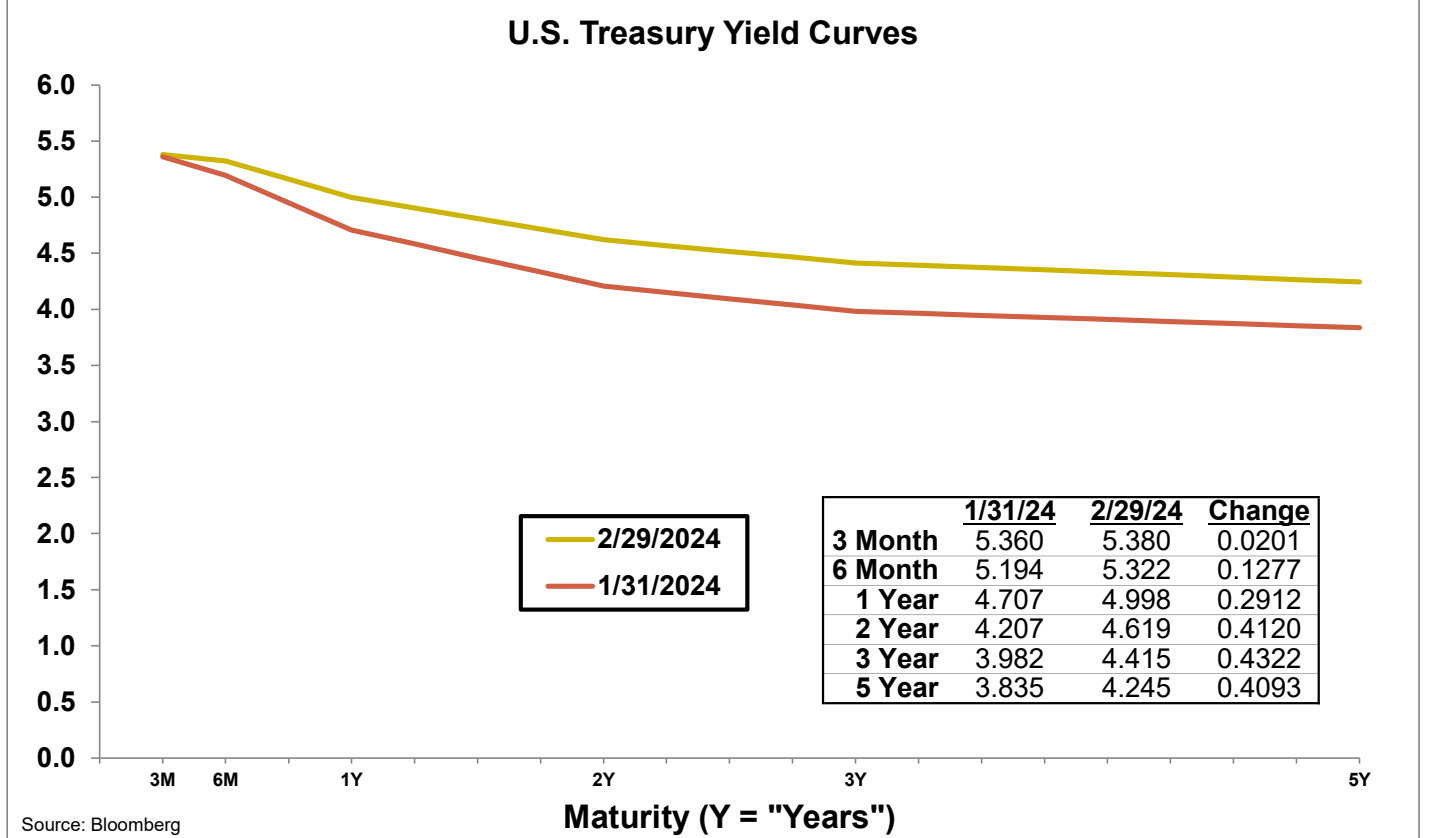
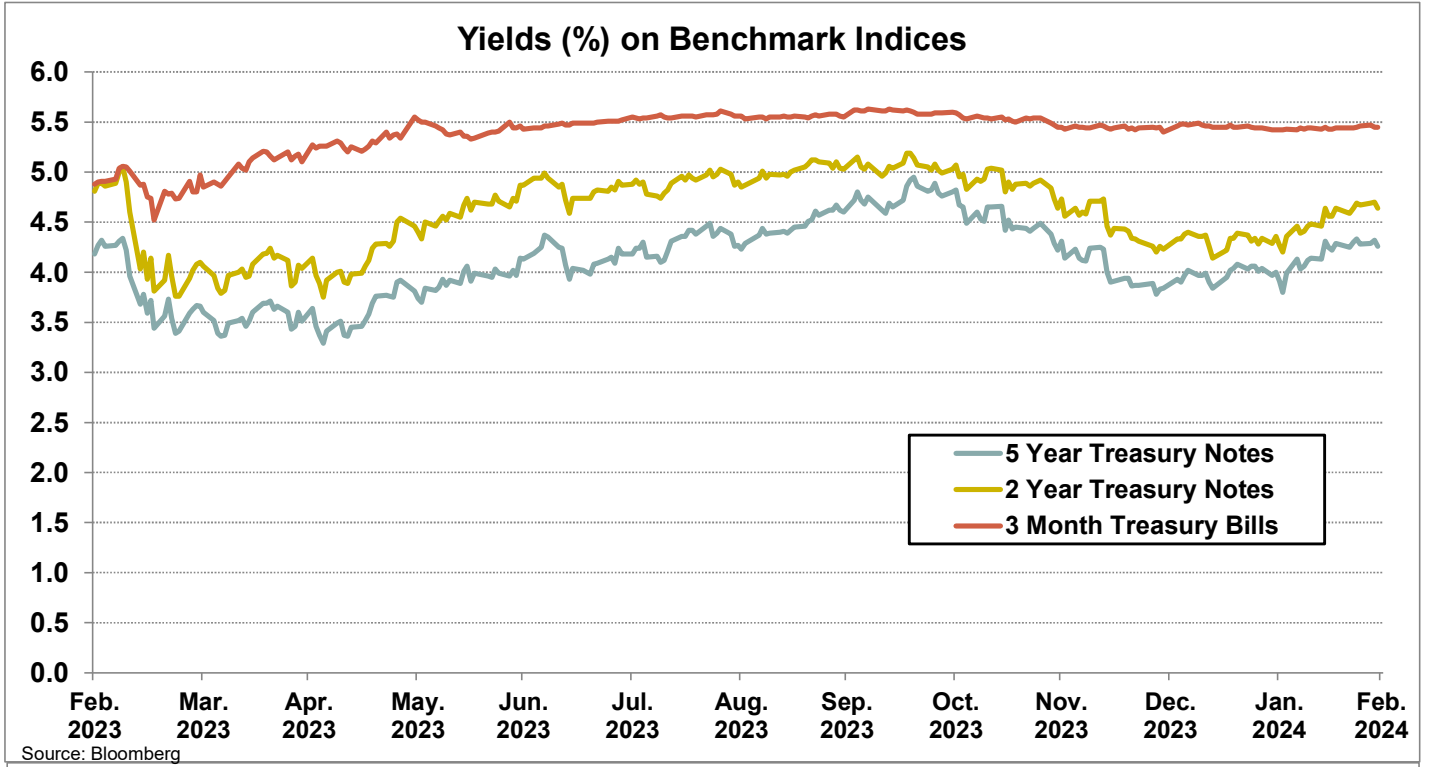


Portfolio Analysis

Pooled Fund



Yield Curves



Investment Inventory

Pooled Fund

As of February 29, 2024

Type of Investment	CUSIP	Issuer Name	Maturity			Par Value	Original Cost	Amortized	
			Settle Date	Date	Coupon			Book Value	Market Value
U.S. Treasuries	91282CBR1	U.S. Treasury Note	3/8/2022	3/15/2024	0.25	\$ 50,000,000	\$ 48,708,984	\$ 49,975,509	\$ 49,901,500
U.S. Treasuries	912797JP3	U.S. Treasury Bill	12/26/2023	4/23/2024	0.00	100,000,000	98,274,500	99,231,500	99,222,000
U.S. Treasuries	91282CCC3	U.S. Treasury Note	7/2/2021	5/15/2024	0.25	50,000,000	49,718,750	49,979,872	49,478,500
U.S. Treasuries	912828XT2	U.S. Treasury Note	7/6/2021	5/31/2024	2.00	50,000,000	52,263,672	50,194,334	49,588,000
U.S. Treasuries	91282CCL3	U.S. Treasury Note	8/6/2021	7/15/2024	0.38	50,000,000	49,998,047	49,999,753	49,092,000
U.S. Treasuries	91282CCL3	U.S. Treasury Note	8/9/2021	7/15/2024	0.38	50,000,000	49,960,938	49,995,040	49,092,000
U.S. Treasuries	91282CCL3	U.S. Treasury Note	4/12/2022	7/15/2024	0.38	50,000,000	47,572,266	49,599,792	49,092,000
U.S. Treasuries	912828Y87	U.S. Treasury Note	3/30/2021	7/31/2024	1.75	50,000,000	52,210,938	50,275,687	49,271,500
U.S. Treasuries	91282CCT6	U.S. Treasury Note	8/25/2021	8/15/2024	0.38	50,000,000	49,898,438	49,984,382	48,900,500
U.S. Treasuries	912828YM6	U.S. Treasury Note	4/15/2021	10/31/2024	1.50	50,000,000	51,746,094	50,328,994	48,795,000
U.S. Treasuries	912828G38	U.S. Treasury Note	3/9/2021	11/15/2024	2.25	50,000,000	53,160,156	50,607,632	48,988,500
U.S. Treasuries	912828G38	U.S. Treasury Note	3/12/2021	11/15/2024	2.25	50,000,000	53,228,516	50,622,162	48,988,500
U.S. Treasuries	912828YY0	U.S. Treasury Note	3/15/2021	12/31/2024	1.75	50,000,000	52,226,563	50,489,619	48,638,500
U.S. Treasuries	912828Z52	U.S. Treasury Note	3/30/2021	1/31/2025	1.38	50,000,000	51,515,625	50,322,972	48,347,500
U.S. Treasuries	912828Z52	U.S. Treasury Note	4/15/2021	1/31/2025	1.38	50,000,000	51,507,813	50,365,267	48,347,500
U.S. Treasuries	912828ZC7	U.S. Treasury Note	3/15/2021	2/28/2025	1.13	50,000,000	51,011,719	50,254,679	48,099,500
U.S. Treasuries	912828ZC7	U.S. Treasury Note	3/31/2021	2/28/2025	1.13	50,000,000	50,998,047	50,254,048	48,099,500
U.S. Treasuries	912828ZF0	U.S. Treasury Note	4/15/2021	3/31/2025	0.50	50,000,000	49,779,297	49,939,711	47,646,500
U.S. Treasuries	912828ZF0	U.S. Treasury Note	4/19/2021	3/31/2025	0.50	50,000,000	49,839,844	49,956,129	47,646,500
U.S. Treasuries	912828ZL7	U.S. Treasury Note	5/18/2021	4/30/2025	0.38	50,000,000	49,615,234	49,886,677	47,433,500
U.S. Treasuries	912828XB1	U.S. Treasury Note	9/2/2021	5/15/2025	2.13	50,000,000	52,849,609	50,928,074	48,371,000
U.S. Treasuries	912828ZW3	U.S. Treasury Note	3/8/2021	6/30/2025	0.25	50,000,000	49,140,625	49,734,821	47,049,000
U.S. Treasuries	912828ZW3	U.S. Treasury Note	3/9/2021	6/30/2025	0.25	50,000,000	49,042,969	49,704,500	47,049,000
U.S. Treasuries	912828ZW3	U.S. Treasury Note	5/12/2021	6/30/2025	0.25	50,000,000	49,281,250	49,768,667	47,049,000
U.S. Treasuries	912828ZW3	U.S. Treasury Note	5/13/2021	6/30/2025	0.25	50,000,000	49,183,594	49,737,062	47,049,000
U.S. Treasuries	912828ZW3	U.S. Treasury Note	5/18/2021	6/30/2025	0.25	50,000,000	49,253,906	49,758,909	47,049,000
U.S. Treasuries	912828ZW3	U.S. Treasury Note	7/12/2021	6/30/2025	0.25	50,000,000	49,310,547	49,768,755	47,049,000
U.S. Treasuries	912828ZW3	U.S. Treasury Note	8/5/2021	6/30/2025	0.25	50,000,000	49,500,000	49,829,474	47,049,000
U.S. Treasuries	912828ZW3	U.S. Treasury Note	8/6/2021	6/30/2025	0.25	50,000,000	49,406,250	49,797,358	47,049,000
U.S. Treasuries	912828ZW3	U.S. Treasury Note	12/7/2021	6/30/2025	0.25	50,000,000	48,628,906	49,487,816	47,049,000
U.S. Treasuries	91282CHL8	U.S. Treasury Note	2/6/2024	6/30/2025	4.63	50,000,000	49,976,563	49,977,665	49,832,000
U.S. Treasuries	91282CAB7	U.S. Treasury Note	8/5/2021	7/31/2025	0.25	50,000,000	49,458,984	49,807,895	46,881,000
U.S. Treasuries	91282CAB7	U.S. Treasury Note	8/6/2021	7/31/2025	0.25	50,000,000	49,363,281	49,773,757	46,881,000
U.S. Treasuries	91282CFK2	U.S. Treasury Note	10/7/2022	9/15/2025	3.50	50,000,000	48,968,750	49,459,410	49,029,500
U.S. Treasuries	91282CAM3	U.S. Treasury Note	5/12/2021	9/30/2025	0.25	50,000,000	49,109,375	49,678,663	46,570,500
U.S. Treasuries	91282CAM3	U.S. Treasury Note	7/26/2021	9/30/2025	0.25	50,000,000	49,281,250	49,727,939	46,570,500
U.S. Treasuries	91282CAT8	U.S. Treasury Note	2/25/2021	10/31/2025	0.25	50,000,000	49,298,828	49,750,138	46,414,000
U.S. Treasuries	91282CAT8	U.S. Treasury Note	3/2/2021	10/31/2025	0.25	50,000,000	49,078,125	49,670,527	46,414,000
U.S. Treasuries	91282CAT8	U.S. Treasury Note	3/4/2021	10/31/2025	0.25	50,000,000	49,048,828	49,659,657	46,414,000
U.S. Treasuries	91282CBC4	U.S. Treasury Note	2/25/2021	12/31/2025	0.38	50,000,000	49,455,078	49,793,730	46,242,000
U.S. Treasuries	91282CBC4	U.S. Treasury Note	2/26/2021	12/31/2025	0.38	50,000,000	49,271,484	49,724,078	46,242,000
U.S. Treasuries	91282CBW0	U.S. Treasury Note	6/28/2021	4/30/2026	0.75	50,000,000	49,662,109	49,848,934	46,080,000
U.S. Treasuries	91282CBW0	U.S. Treasury Note	7/2/2021	4/30/2026	0.75	50,000,000	49,730,469	49,879,223	46,080,000
U.S. Treasuries	912828R36	U.S. Treasury Note	7/23/2021	5/15/2026	1.63	50,000,000	52,203,125	51,009,400	46,920,000
U.S. Treasuries	912828R36	U.S. Treasury Note	8/27/2021	5/15/2026	1.63	50,000,000	51,890,625	50,883,829	46,920,000
U.S. Treasuries	91282CCJ8	U.S. Treasury Note	7/2/2021	6/30/2026	0.88	50,000,000	49,931,641	49,968,106	45,992,000
U.S. Treasuries	91282CCJ8	U.S. Treasury Note	7/14/2021	6/30/2026	0.88	50,000,000	50,070,313	50,033,022	45,992,000
U.S. Treasuries	91282CCJ8	U.S. Treasury Note	7/22/2021	6/30/2026	0.88	50,000,000	50,345,703	50,163,078	45,992,000
U.S. Treasuries	91282CCJ8	U.S. Treasury Note	7/22/2021	6/30/2026	0.88	50,000,000	50,328,125	50,154,786	45,992,000

Investment Inventory

Pooled Fund

Type of Investment	CUSIP	Issuer Name	Settle Date	Maturity		Coupon	Par Value	Original Cost	Amortized	
				Date	Date				Book Value	Market Value
U.S. Treasuries	91282CCJ8	U.S. Treasury Note	8/6/2021	6/30/2026	0.88	50,000,000	50,406,250	50,193,247	45,992,000	
U.S. Treasuries	91282CCJ8	U.S. Treasury Note	8/10/2021	6/30/2026	0.88	50,000,000	50,240,234	50,114,532	45,992,000	
U.S. Treasuries	91282CCJ8	U.S. Treasury Note	9/24/2021	6/30/2026	0.88	50,000,000	49,937,500	49,969,432	45,992,000	
U.S. Treasuries	91282CCJ8	U.S. Treasury Note	10/14/2021	6/30/2026	0.88	50,000,000	49,593,750	49,799,001	45,992,000	
U.S. Treasuries	91282CCJ8	U.S. Treasury Note	1/4/2022	6/30/2026	0.88	50,000,000	49,027,344	49,494,670	45,992,000	
U.S. Treasuries	91282CCW9	U.S. Treasury Note	9/28/2021	8/31/2026	0.75	50,000,000	49,449,219	49,720,321	45,594,000	
U.S. Treasuries	91282CCZ2	U.S. Treasury Note	10/8/2021	9/30/2026	0.88	50,000,000	49,689,453	49,838,919	45,648,500	
U.S. Treasuries	91282CCZ2	U.S. Treasury Note	10/8/2021	9/30/2026	0.88	50,000,000	49,671,875	49,829,801	45,648,500	
U.S. Treasuries	91282CCZ2	U.S. Treasury Note	10/19/2021	9/30/2026	0.88	50,000,000	49,318,359	49,644,279	45,648,500	
U.S. Treasuries	91282CDK4	U.S. Treasury Note	12/3/2021	11/30/2026	1.25	50,000,000	50,072,266	50,039,800	45,871,000	
U.S. Treasuries	91282CDK4	U.S. Treasury Note	12/7/2021	11/30/2026	1.25	50,000,000	50,117,188	50,064,682	45,871,000	
U.S. Treasuries	91282CDK4	U.S. Treasury Note	3/29/2022	11/30/2026	1.25	50,000,000	47,078,125	48,281,451	45,871,000	
U.S. Treasuries	91282CDQ1	U.S. Treasury Note	3/29/2022	12/31/2026	1.25	50,000,000	47,107,422	48,277,435	45,793,000	
U.S. Treasuries	91282CEF4	U.S. Treasury Note	4/6/2022	3/31/2027	2.50	25,000,000	24,757,813	24,850,296	23,630,750	
U.S. Treasuries	91282CHK0	U.S. Treasury Note	1/5/2024	6/30/2028	4.00	50,000,000	49,974,609	49,974,477	49,373,000	
U.S. Treasuries	91282CHK0	U.S. Treasury Note	1/18/2024	6/30/2028	4.00	50,000,000	49,927,734	49,929,647	49,373,000	
U.S. Treasuries	91282CHK0	U.S. Treasury Note	1/18/2024	6/30/2028	4.00	50,000,000	49,904,297	49,906,829	49,373,000	
U.S. Treasuries	91282CHK0	U.S. Treasury Note	2/6/2024	6/30/2028	4.00	50,000,000	49,677,734	49,682,550	49,373,000	
U.S. Treasuries	91282CHK0	U.S. Treasury Note	2/27/2024	6/30/2028	4.00	50,000,000	49,298,828	49,300,155	49,373,000	
U.S. Treasuries	91282CHX2	U.S. Treasury Note	12/12/2023	8/31/2028	4.38	50,000,000	50,115,234	50,109,887	50,135,000	
Subtotals					1.13	\$ 3,475,000,000	\$ 3,470,670,985	\$ 3,468,805,445	\$ 3,300,475,750	
Federal Agencies	313588TT2	Fannie Mae Discount	2/23/2024	3/1/2024	0.00	\$ 15,000,000	\$ 14,984,819	\$ 15,000,000	\$ 14,997,750	
Federal Agencies	3130ATUQ8	Federal Home Loan Bank	11/15/2022	3/8/2024	4.75	10,000,000	10,013,300	10,000,194	9,998,500	
Federal Agencies	3130ATUQ8	Federal Home Loan Bank	11/18/2022	3/8/2024	4.75	20,000,000	20,000,800	20,000,012	19,997,000	
Federal Agencies	3130ATUQ8	Federal Home Loan Bank	12/8/2022	3/8/2024	4.75	25,000,000	24,982,000	24,999,724	24,996,250	
Federal Agencies	3130ATUQ8	Federal Home Loan Bank	11/18/2022	3/8/2024	4.75	30,000,000	30,001,800	30,000,026	29,995,500	
Federal Agencies	3130ATUQ8	Federal Home Loan Bank	12/8/2022	3/8/2024	4.75	30,000,000	29,978,400	29,999,668	29,995,500	
Federal Agencies	3133EMTW2	Federal Farm Credit Bank	3/18/2021	3/18/2024	0.30	50,000,000	49,939,500	49,999,062	49,880,500	
Federal Agencies	3133EMTW2	Federal Farm Credit Bank	3/18/2021	3/18/2024	0.30	50,000,000	49,939,450	49,999,061	49,880,500	
Federal Agencies	3133EMWV0	Federal Farm Credit Bank	5/4/2021	4/22/2024	0.35	16,545,000	16,549,633	16,545,222	16,426,703	
Federal Agencies	3133EMWV0	Federal Farm Credit Bank	5/4/2021	4/22/2024	0.35	29,424,000	29,432,239	29,424,395	29,213,618	
Federal Agencies	3133EMWV0	Federal Farm Credit Bank	5/4/2021	4/22/2024	0.35	39,000,000	39,010,920	39,000,524	38,721,150	
Federal Agencies	3133ENWP1	Federal Farm Credit Bank	5/16/2022	5/16/2024	2.63	45,000,000	44,939,250	44,993,684	44,728,200	
Federal Agencies	3133ENWP1	Federal Farm Credit Bank	5/16/2022	5/16/2024	2.63	50,000,000	49,932,500	49,992,982	49,698,000	
Federal Agencies	3133ENYH7	Federal Farm Credit Bank	6/10/2022	6/10/2024	2.63	100,000,000	99,871,000	99,982,176	99,229,000	
Federal Agencies	3130A1XJ2	Federal Home Loan Bank	5/18/2022	6/14/2024	2.88	15,955,000	16,008,449	15,962,404	15,839,486	
Federal Agencies	3130A1XJ2	Federal Home Loan Bank	5/18/2022	6/14/2024	2.88	17,980,000	18,043,829	17,988,842	17,849,825	
Federal Agencies	3130A1XJ2	Federal Home Loan Bank	5/12/2022	6/14/2024	2.88	25,500,000	25,552,530	25,507,219	25,315,380	
Federal Agencies	3130A1XJ2	Federal Home Loan Bank	5/16/2022	6/14/2024	2.88	50,000,000	50,204,000	50,028,184	49,638,000	
Federal Agencies	3130ASHK8	Federal Home Loan Bank	7/22/2022	6/14/2024	3.13	28,000,000	27,904,520	27,985,533	27,812,400	
Federal Agencies	3130ASHK8	Federal Home Loan Bank	7/22/2022	6/14/2024	3.13	28,210,000	28,114,932	28,195,596	28,020,993	
Federal Agencies	3133ENYX2	Federal Farm Credit Bank	6/17/2022	6/17/2024	3.25	25,000,000	24,970,500	24,995,642	24,830,750	
Federal Agencies	3133ENYX2	Federal Farm Credit Bank	6/17/2022	6/17/2024	3.25	25,000,000	24,970,750	24,995,679	24,830,750	
Federal Agencies	3133ENYX2	Federal Farm Credit Bank	6/17/2022	6/17/2024	3.25	50,000,000	49,970,000	49,995,568	49,661,500	
Federal Agencies	3133ENZS2	Federal Farm Credit Bank	6/28/2022	6/28/2024	3.10	25,000,000	24,987,500	24,997,965	24,793,000	
Federal Agencies	3133ENZS2	Federal Farm Credit Bank	6/28/2022	6/28/2024	3.10	25,000,000	24,986,500	24,997,802	24,793,000	
Federal Agencies	3133ENZS2	Federal Farm Credit Bank	6/28/2022	6/28/2024	3.10	50,000,000	49,973,000	49,995,605	49,586,000	
Federal Agencies	313384YV5	Federal Home Loan Bank Discount	10/31/2023	7/1/2024	0.00	25,000,000	24,111,264	24,555,632	24,562,750	
Federal Agencies	313384YV5	Federal Home Loan Bank Discount	10/31/2023	7/1/2024	0.00	25,000,000	24,111,264	24,555,632	24,562,750	

Investment Inventory

Pooled Fund

Type of Investment	CUSIP	Issuer Name	Settle Date	Maturity		Par Value	Original Cost	Amortized	
				Date	Coupon			Book Value	Market Value
Federal Agencies	313384YV5	Federal Home Loan Bank Discount	10/31/2023	7/1/2024	0.00	25,000,000	24,111,264	24,555,632	24,562,750
Federal Agencies	313384YZ6	Federal Home Loan Bank Discount	2/21/2024	7/5/2024	0.00	25,000,000	24,518,125	24,550,250	24,548,500
Federal Agencies	3130ASME6	Federal Home Loan Bank	7/8/2022	7/8/2024	3.00	10,000,000	9,980,600	9,996,576	9,913,300
Federal Agencies	3130ASME6	Federal Home Loan Bank	7/8/2022	7/8/2024	3.00	15,000,000	14,970,900	14,994,865	14,869,950
Federal Agencies	3130ASME6	Federal Home Loan Bank	7/8/2022	7/8/2024	3.00	17,500,000	17,466,050	17,494,009	17,348,275
Federal Agencies	313384ZT9	Federal Home Loan Bank Discount	2/21/2024	7/23/2024	0.00	15,000,000	14,674,238	14,693,400	14,690,700
Federal Agencies	3133EMV25	Federal Farm Credit Bank	8/6/2021	7/23/2024	0.45	50,000,000	50,092,000	50,012,244	49,043,500
Federal Agencies	3133EPBF1	Federal Farm Credit Bank	2/21/2023	8/21/2024	4.88	10,000,000	9,995,700	9,998,640	9,978,100
Federal Agencies	3133EPBF1	Federal Farm Credit Bank	2/21/2023	8/21/2024	4.88	20,000,000	19,992,000	19,997,470	19,956,200
Federal Agencies	3133EPBF1	Federal Farm Credit Bank	2/21/2023	8/21/2024	4.88	25,000,000	24,990,000	24,996,837	24,945,250
Federal Agencies	3133ENJ84	Federal Farm Credit Bank	8/26/2022	8/26/2024	3.38	50,000,000	49,916,500	49,979,668	49,530,500
Federal Agencies	3130ATVD6	Federal Home Loan Bank	11/10/2022	9/13/2024	4.88	50,000,000	50,062,000	50,018,056	49,872,000
Federal Agencies	3133EM5X6	Federal Farm Credit Bank	9/23/2021	9/23/2024	0.43	25,000,000	24,974,750	24,995,254	24,334,250
Federal Agencies	3133EM5X6	Federal Farm Credit Bank	9/23/2021	9/23/2024	0.43	50,000,000	49,949,500	49,990,508	48,668,500
Federal Agencies	3133EM5X6	Federal Farm Credit Bank	9/23/2021	9/23/2024	0.43	50,000,000	49,949,500	49,990,508	48,668,500
Federal Agencies	3133ENP79	Federal Farm Credit Bank	9/26/2022	9/26/2024	4.25	50,000,000	49,996,000	49,998,856	49,707,500
Federal Agencies	3130ATT31	Federal Home Loan Bank	11/1/2022	10/3/2024	4.50	50,000,000	49,860,500	49,957,077	49,780,500
Federal Agencies	3135GAFY2	Fannie Mae	4/3/2023	10/3/2024	5.32	25,000,000	25,000,000	25,000,000	24,963,250
Federal Agencies	3135GAFY2	Fannie Mae	4/3/2023	10/3/2024	5.32	25,000,000	25,000,000	25,000,000	24,963,250
Federal Agencies	3135GAFY2	Fannie Mae	4/3/2023	10/3/2024	5.32	50,000,000	50,000,000	50,000,000	49,926,500
Federal Agencies	3133EPHD0	Federal Farm Credit Bank	4/28/2023	10/28/2024	4.50	20,000,000	19,968,400	19,986,128	19,918,000
Federal Agencies	3133EPHD0	Federal Farm Credit Bank	4/28/2023	10/28/2024	4.50	25,000,000	24,959,000	24,982,002	24,897,500
Federal Agencies	3133ENJ5	Federal Farm Credit Bank	11/18/2021	11/18/2024	0.88	10,000,000	9,988,500	9,997,251	9,702,000
Federal Agencies	3133ENEJ5	Federal Farm Credit Bank	11/18/2021	11/18/2024	0.88	10,000,000	9,988,500	9,997,251	9,702,000
Federal Agencies	3133ENEJ5	Federal Farm Credit Bank	11/18/2021	11/18/2024	0.88	50,000,000	49,942,500	49,986,255	48,510,000
Federal Agencies	3133ENZ94	Federal Farm Credit Bank	11/18/2022	11/18/2024	4.50	25,000,000	24,973,500	24,990,502	24,875,000
Federal Agencies	3133ELCP7	Federal Farm Credit Bank	12/3/2019	12/3/2024	1.63	25,000,000	24,960,000	24,993,935	24,349,750
Federal Agencies	3133ENGQ7	Federal Farm Credit Bank	12/9/2021	12/9/2024	0.92	50,000,000	49,985,000	49,996,127	48,421,000
Federal Agencies	3133ENGQ7	Federal Farm Credit Bank	12/9/2021	12/9/2024	0.92	50,000,000	49,963,000	49,990,446	48,421,000
Federal Agencies	3133EN4N7	Federal Farm Credit Bank	12/20/2022	12/20/2024	4.25	10,000,000	9,982,900	9,993,123	9,927,800
Federal Agencies	3133EN4N7	Federal Farm Credit Bank	12/20/2022	12/20/2024	4.25	25,000,000	24,954,500	24,981,700	24,819,500
Federal Agencies	3133EN4N7	Federal Farm Credit Bank	12/20/2022	12/20/2024	4.25	25,000,000	24,954,500	24,981,700	24,819,500
Federal Agencies	3135GAG39	Fannie Mae	3/30/2023	12/30/2024	5.38	25,000,000	25,000,000	25,000,000	24,938,250
Federal Agencies	3135GAG39	Fannie Mae	3/30/2023	12/30/2024	5.38	25,000,000	25,000,000	25,000,000	24,938,250
Federal Agencies	3135GAG39	Fannie Mae	3/30/2023	12/30/2024	5.38	25,000,000	25,000,000	25,000,000	24,938,250
Federal Agencies	3135GAG39	Fannie Mae	3/30/2023	12/30/2024	5.38	25,000,000	25,000,000	25,000,000	24,938,250
Federal Agencies	3133ENKS8	Federal Farm Credit Bank	1/11/2022	1/6/2025	1.13	20,000,000	19,955,000	19,987,172	19,338,600
Federal Agencies	3133ENKS8	Federal Farm Credit Bank	1/11/2022	1/6/2025	1.13	25,000,000	24,943,750	24,983,965	24,173,250
Federal Agencies	3133ENKS8	Federal Farm Credit Bank	1/11/2022	1/6/2025	1.13	25,000,000	24,943,750	24,983,965	24,173,250
Federal Agencies	3135GOX24	Fannie Mae	4/21/2021	1/7/2025	1.63	39,060,000	40,632,556	39,421,560	37,926,869
Federal Agencies	3133ENZ37	Federal Farm Credit Bank	11/10/2022	1/10/2025	4.88	10,000,000	9,999,400	9,999,761	9,983,400
Federal Agencies	3133ENZ37	Federal Farm Credit Bank	11/10/2022	1/10/2025	4.88	20,000,000	19,998,800	19,999,523	19,966,800
Federal Agencies	3133ENZ37	Federal Farm Credit Bank	11/10/2022	1/10/2025	4.88	20,000,000	19,999,580	19,999,833	19,966,800
Federal Agencies	3133EPAG0	Federal Farm Credit Bank	2/10/2023	2/10/2025	4.25	10,000,000	9,947,200	9,975,008	9,916,900
Federal Agencies	3133EPAG0	Federal Farm Credit Bank	2/10/2023	2/10/2025	4.25	29,875,000	29,716,065	29,799,772	29,626,739
Federal Agencies	3137EAEP0	Freddie Mac	2/14/2020	2/12/2025	1.50	5,000,000	4,996,150	4,999,266	4,836,600
Federal Agencies	3137EAEP0	Freddie Mac	2/14/2020	2/12/2025	1.50	5,000,000	4,996,150	4,999,266	4,836,600
Federal Agencies	3137EAEP0	Freddie Mac	2/14/2020	2/12/2025	1.50	5,000,000	4,996,150	4,999,266	4,836,600
Federal Agencies	3137EAEP0	Freddie Mac	2/14/2020	2/12/2025	1.50	15,000,000	14,988,450	14,997,798	14,509,800
Federal Agencies	3137EAEP0	Freddie Mac	2/14/2020	2/12/2025	1.50	50,000,000	49,961,500	49,992,659	48,366,000

Investment Inventory

Pooled Fund

Type of Investment	CUSIP	Issuer Name	Maturity			Par Value	Original Cost	Amortized	
			Settle Date	Date	Coupon			Book Value	Market Value
Federal Agencies	3137EAEP0	Freddie Mac	4/21/2021	2/12/2025	1.50	53,532,000	55,450,052	54,011,169	51,782,574
Federal Agencies	3130AUVZ4	Federal Home Loan Bank	2/13/2023	2/13/2025	4.50	50,000,000	49,921,500	49,962,522	49,708,000
Federal Agencies	3130AV7L0	Federal Home Loan Bank	3/3/2023	2/28/2025	5.00	25,000,000	24,967,000	24,983,500	24,975,750
Federal Agencies	3130AV7L0	Federal Home Loan Bank	3/3/2023	2/28/2025	5.00	35,000,000	34,953,800	34,976,900	34,966,050
Federal Agencies	3133ELQY3	Federal Farm Credit Bank	3/23/2020	3/3/2025	1.21	16,000,000	15,990,720	15,998,114	15,403,360
Federal Agencies	3133ELQY3	Federal Farm Credit Bank	3/23/2020	3/3/2025	1.21	24,000,000	23,964,240	23,992,733	23,105,040
Federal Agencies	3133EMWT5	Federal Farm Credit Bank	4/21/2021	4/21/2025	0.60	50,000,000	49,973,500	49,992,454	47,689,500
Federal Agencies	3135G03U5	Fannie Mae	12/8/2021	4/22/2025	0.63	37,938,000	37,367,792	37,744,843	36,126,461
Federal Agencies	3135G03U5	Fannie Mae	7/12/2021	4/22/2025	0.63	50,000,000	50,108,000	50,032,635	47,612,500
Federal Agencies	3135G03U5	Fannie Mae	12/8/2021	4/22/2025	0.63	50,000,000	49,243,950	49,743,889	47,612,500
Federal Agencies	3133ENXE5	Federal Farm Credit Bank	5/23/2022	5/23/2025	2.85	6,000,000	5,991,600	5,996,566	5,858,400
Federal Agencies	3133ENXE5	Federal Farm Credit Bank	5/23/2022	5/23/2025	2.85	20,000,000	19,972,000	19,988,555	19,528,000
Federal Agencies	3130AWER7	Federal Home Loan Bank	6/12/2023	6/6/2025	4.63	10,000,000	9,991,700	9,994,711	9,971,000
Federal Agencies	3130AWER7	Federal Home Loan Bank	6/12/2023	6/6/2025	4.63	15,000,000	14,987,550	14,992,066	14,956,500
Federal Agencies	3130AWER7	Federal Home Loan Bank	6/12/2023	6/6/2025	4.63	25,000,000	24,979,250	24,998,777	24,927,500
Federal Agencies	3130AWER7	Federal Home Loan Bank	6/12/2023	6/6/2025	4.63	52,000,000	51,956,840	51,972,497	51,849,200
Federal Agencies	3130ASG86	Federal Home Loan Bank	8/4/2022	6/13/2025	3.38	11,940,000	12,000,178	11,967,034	11,715,647
Federal Agencies	3130ASG86	Federal Home Loan Bank	8/3/2022	6/13/2025	3.38	12,700,000	12,806,045	12,747,593	12,461,367
Federal Agencies	3130ATST5	Federal Home Loan Bank	5/10/2023	6/13/2025	4.38	3,000,000	3,012,270	3,012,522	2,980,500
Federal Agencies	3130ATST5	Federal Home Loan Bank	5/8/2023	6/13/2025	4.38	9,915,000	9,975,878	9,952,225	9,850,553
Federal Agencies	3130ATST5	Federal Home Loan Bank	5/8/2023	6/13/2025	4.38	10,000,000	10,065,000	10,039,746	9,935,000
Federal Agencies	3130ATST5	Federal Home Loan Bank	5/11/2023	6/13/2025	4.38	10,000,000	10,036,000	10,022,099	9,935,000
Federal Agencies	3130ATST5	Federal Home Loan Bank	5/17/2023	6/13/2025	4.38	24,000,000	24,079,440	24,079,152	23,844,000
Federal Agencies	3130ATST5	Federal Home Loan Bank	5/9/2023	6/13/2025	4.38	25,500,000	25,624,695	25,576,347	25,334,250
Federal Agencies	3130AWLY4	Federal Home Loan Bank	7/25/2023	6/13/2025	5.13	10,800,000	10,818,036	10,812,277	10,832,292
Federal Agencies	3130AWLY4	Federal Home Loan Bank	7/25/2023	6/13/2025	5.13	48,150,000	48,241,967	48,212,601	48,293,969
Federal Agencies	3133EN4B3	Federal Farm Credit Bank	12/13/2022	6/13/2025	4.25	15,000,000	14,988,383	14,994,032	14,894,400
Federal Agencies	3133EN4B3	Federal Farm Credit Bank	12/13/2022	6/13/2025	4.25	15,000,000	14,989,800	14,994,760	14,894,400
Federal Agencies	3133EN4B3	Federal Farm Credit Bank	12/13/2022	6/13/2025	4.25	15,000,000	14,989,050	14,994,375	14,894,400
Federal Agencies	3133ENYQ7	Federal Farm Credit Bank	6/13/2022	6/13/2025	2.95	50,000,000	49,975,500	49,989,516	48,828,500
Federal Agencies	3135G04Z3	Fannie Mae	12/8/2021	6/17/2025	0.50	4,655,000	4,556,640	4,618,851	4,404,282
Federal Agencies	3135G04Z3	Fannie Mae	12/8/2021	6/17/2025	0.50	10,000,000	9,789,600	9,922,674	9,461,400
Federal Agencies	3130AN4A5	Federal Home Loan Bank	7/12/2021	6/30/2025	0.70	17,680,000	17,734,631	17,698,324	16,748,087
Federal Agencies	3133EPKA2	Federal Farm Credit Bank	5/18/2023	8/18/2025	4.00	25,000,000	24,982,000	24,988,299	24,707,750
Federal Agencies	3133EPKA2	Federal Farm Credit Bank	5/18/2023	8/18/2025	4.00	26,500,000	26,483,835	26,489,492	26,190,215
Federal Agencies	3133EPKA2	Federal Farm Credit Bank	5/18/2023	8/18/2025	4.00	30,000,000	29,981,700	29,988,104	29,649,300
Federal Agencies	3135G05X7	Fannie Mae	3/4/2021	8/25/2025	0.38	25,000,000	24,684,250	24,895,329	23,418,250
Federal Agencies	3135G05X7	Fannie Mae	2/25/2021	8/25/2025	0.38	72,500,000	71,862,000	72,289,406	67,912,925
Federal Agencies	3130A8ZQ9	Federal Home Loan Bank	11/2/2021	9/12/2025	1.75	10,295,000	10,575,333	10,406,338	9,832,446
Federal Agencies	3133EPVY8	Federal Farm Credit Bank	9/15/2023	9/15/2025	5.00	8,230,000	8,224,074	8,225,436	8,244,403
Federal Agencies	3133EPVY8	Federal Farm Credit Bank	9/15/2023	9/15/2025	5.00	15,000,000	14,981,850	14,986,021	15,026,250
Federal Agencies	3133EPVY8	Federal Farm Credit Bank	9/15/2023	9/15/2025	5.00	20,000,000	19,975,800	19,981,362	20,035,000
Federal Agencies	3137EAEX3	Freddie Mac	3/4/2021	9/23/2025	0.38	22,600,000	22,295,352	22,495,460	21,104,332
Federal Agencies	3133EPDL6	Federal Farm Credit Bank	3/15/2023	10/1/2025	4.85	50,000,000	50,000,000	50,000,000	50,007,500
Federal Agencies	3133EPYW9	Federal Farm Credit Bank	10/20/2023	10/20/2025	5.13	24,000,000	23,923,440	23,937,370	24,114,240
Federal Agencies	3133EPYW9	Federal Farm Credit Bank	10/20/2023	10/20/2025	5.13	25,000,000	24,985,500	24,988,138	25,119,000
Federal Agencies	3133EPYW9	Federal Farm Credit Bank	10/20/2023	10/20/2025	5.13	35,000,000	34,972,350	34,977,381	35,166,600
Federal Agencies	3133EPYW9	Federal Farm Credit Bank	10/20/2023	10/20/2025	5.13	50,000,000	49,972,000	49,972,094	50,238,000
Federal Agencies	3133ENEG1	Federal Farm Credit Bank	11/17/2021	11/17/2025	1.05	39,675,000	39,622,232	39,652,390	37,282,598
Federal Agencies	3133ENEG1	Federal Farm Credit Bank	11/17/2021	11/17/2025	1.05	55,000,000	54,923,000	54,967,008	51,683,500

Investment Inventory

Pooled Fund

Type of Investment	CUSIP	Issuer Name	Maturity			Par Value	Original Cost	Amortized	
			Settle Date	Date	Coupon			Book Value	Market Value
Federal Agencies	3133ENHM5	Federal Farm Credit Bank	12/16/2021	12/16/2025	1.17	45,000,000	44,954,100	44,979,422	42,250,950
Federal Agencies	3133ENHM5	Federal Farm Credit Bank	12/16/2021	12/16/2025	1.17	50,000,000	49,949,000	49,977,136	46,945,500
Federal Agencies	3133EN5E6	Federal Farm Credit Bank	12/29/2022	12/29/2025	4.00	15,000,000	14,954,700	14,972,390	14,800,350
Federal Agencies	3133EN5E6	Federal Farm Credit Bank	12/29/2022	12/29/2025	4.00	20,000,000	19,939,600	19,963,187	19,733,800
Federal Agencies	3133EN5E6	Federal Farm Credit Bank	12/29/2022	12/29/2025	4.00	25,000,000	24,923,750	24,953,526	24,667,250
Federal Agencies	3133EN6A3	Federal Farm Credit Bank	1/13/2023	1/13/2026	4.00	20,000,000	19,982,400	19,989,032	19,757,400
Federal Agencies	3133EN6A3	Federal Farm Credit Bank	1/13/2023	1/13/2026	4.00	30,000,000	29,977,200	29,985,792	29,636,100
Federal Agencies	3130AUTC8	Federal Home Loan Bank	2/9/2023	2/6/2026	4.01	21,100,000	20,985,427	21,025,889	20,882,881
Federal Agencies	3133EPJX4	Federal Farm Credit Bank	5/17/2023	2/17/2026	3.63	25,000,000	24,928,500	24,949,020	24,525,500
Federal Agencies	3133EPJX4	Federal Farm Credit Bank	5/17/2023	2/17/2026	3.63	30,000,000	29,905,500	29,932,621	29,430,600
Federal Agencies	3133EPBJ3	Federal Farm Credit Bank	2/23/2023	2/23/2026	4.38	25,000,000	24,953,500	24,969,283	24,882,500
Federal Agencies	3133EPBJ3	Federal Farm Credit Bank	2/23/2023	2/23/2026	4.38	28,000,000	27,954,080	27,969,666	27,868,400
Federal Agencies	3133EPBJ3	Federal Farm Credit Bank	2/23/2023	2/23/2026	4.38	50,000,000	49,918,000	49,945,832	49,765,000
Federal Agencies	3133ENJ35	Federal Farm Credit Bank	8/25/2022	2/25/2026	3.32	35,000,000	34,957,650	34,975,980	34,148,100
Federal Agencies	3130AXB31	Federal Home Loan Bank	11/2/2023	3/13/2026	4.88	10,000,000	9,953,900	9,950,318	10,044,100
Federal Agencies	3130AXB31	Federal Home Loan Bank	11/2/2023	3/13/2026	4.88	10,000,000	9,950,700	9,957,563	10,044,100
Federal Agencies	3130AXB31	Federal Home Loan Bank	11/2/2023	3/13/2026	4.88	10,000,000	9,950,700	9,957,563	10,044,100
Federal Agencies	3133EMZ21	Federal Farm Credit Bank	8/9/2021	4/6/2026	0.69	15,500,000	15,458,150	15,481,154	14,286,195
Federal Agencies	3133ENUD0	Federal Farm Credit Bank	4/8/2022	4/8/2026	2.64	20,000,000	19,961,200	19,979,604	19,223,600
Federal Agencies	3133ENUD0	Federal Farm Credit Bank	4/8/2022	4/8/2026	2.64	30,000,000	29,941,800	29,969,406	28,835,400
Federal Agencies	3130AVWS7	Federal Home Loan Bank	5/10/2023	6/12/2026	3.75	17,045,000	16,991,479	17,005,511	16,751,315
Federal Agencies	3130AVWS7	Federal Home Loan Bank	5/17/2023	6/12/2026	3.75	20,000,000	19,939,200	19,954,861	19,655,400
Federal Agencies	3130AWAH3	Federal Home Loan Bank	6/1/2023	6/12/2026	4.00	10,000,000	9,934,300	9,950,562	9,881,200
Federal Agencies	3130AWAH3	Federal Home Loan Bank	6/1/2023	6/12/2026	4.00	15,000,000	14,899,350	14,924,262	14,821,800
Federal Agencies	3130AWLZ1	Federal Home Loan Bank	7/10/2023	6/12/2026	4.75	50,000,000	49,856,000	49,887,685	50,156,000
Federal Agencies	3133EPMU6	Federal Farm Credit Bank	6/15/2023	6/15/2026	4.25	20,000,000	19,969,200	19,976,507	19,844,800
Federal Agencies	3133EPMU6	Federal Farm Credit Bank	6/15/2023	6/15/2026	4.25	24,700,000	24,654,226	24,654,406	24,508,328
Federal Agencies	3133EPMU6	Federal Farm Credit Bank	6/15/2023	6/15/2026	4.25	30,000,000	29,951,400	29,962,929	29,767,200
Federal Agencies	3133EPNG6	Federal Farm Credit Bank	6/23/2023	6/23/2026	4.38	25,000,000	24,986,750	24,989,797	24,913,250
Federal Agencies	3133EPNG6	Federal Farm Credit Bank	6/23/2023	6/23/2026	4.38	25,000,000	24,986,750	24,989,797	24,913,250
Federal Agencies	3133EPNG6	Federal Farm Credit Bank	6/23/2023	6/23/2026	4.38	50,000,000	49,973,500	49,979,593	49,826,500
Federal Agencies	3133EPVP7	Federal Farm Credit Bank	9/8/2023	7/8/2026	4.75	10,000,000	9,991,700	9,993,105	10,031,000
Federal Agencies	3133EPVP7	Federal Farm Credit Bank	9/8/2023	7/8/2026	4.75	19,000,000	18,984,800	18,987,373	19,058,900
Federal Agencies	3133EPVP7	Federal Farm Credit Bank	9/8/2023	7/8/2026	4.75	21,000,000	20,982,780	20,985,694	21,065,100
Federal Agencies	3130ANNM8	Federal Home Loan Bank	8/19/2021	7/13/2026	1.05	25,000,000	25,000,000	25,000,000	22,948,000
Federal Agencies	3130ANNM8	Federal Home Loan Bank	8/19/2021	7/13/2026	1.05	25,000,000	25,000,000	25,000,000	22,948,000
Federal Agencies	3130ANNM8	Federal Home Loan Bank	8/19/2021	7/13/2026	1.05	25,000,000	25,000,000	25,000,000	22,948,000
Federal Agencies	3130ANNM8	Federal Home Loan Bank	8/19/2021	7/13/2026	1.05	25,000,000	25,000,000	25,000,000	22,948,000
Federal Agencies	3130ANMP2	Federal Home Loan Bank	8/20/2021	7/27/2026	1.07	25,000,000	25,000,000	25,000,000	22,927,000
Federal Agencies	3130ANMP2	Federal Home Loan Bank	8/20/2021	7/27/2026	1.07	25,000,000	25,000,000	25,000,000	22,927,000
Federal Agencies	3130ANMP2	Federal Home Loan Bank	8/20/2021	7/27/2026	1.07	25,000,000	25,000,000	25,000,000	22,927,000
Federal Agencies	3133EPZY4	Federal Farm Credit Bank	10/30/2023	7/30/2026	5.00	3,000,000	2,991,930	2,992,919	3,029,790
Federal Agencies	3133EPZY4	Federal Farm Credit Bank	10/30/2023	7/30/2026	5.00	9,615,000	9,589,136	9,592,304	9,710,477
Federal Agencies	3133EPZY4	Federal Farm Credit Bank	10/30/2023	7/30/2026	5.00	16,000,000	15,956,960	15,962,233	16,158,880
Federal Agencies	3133EPZY4	Federal Farm Credit Bank	10/30/2023	7/30/2026	5.00	25,000,000	24,936,750	24,944,499	25,248,250
Federal Agencies	3130ANTG5	Federal Home Loan Bank	9/13/2021	8/10/2026	1.05	25,000,000	25,000,000	25,000,000	22,889,250
Federal Agencies	3130ANTG5	Federal Home Loan Bank	9/13/2021	8/10/2026	1.05	25,000,000	25,000,000	25,000,000	22,889,250
Federal Agencies	3130ANTG5	Federal Home Loan Bank	9/13/2021	8/10/2026	1.05	25,000,000	25,000,000	25,000,000	22,889,250
Federal Agencies	3130ANTG5	Federal Home Loan Bank	9/13/2021	8/10/2026	1.05	25,000,000	25,000,000	25,000,000	22,889,250

Investment Inventory

Pooled Fund

Type of Investment	CUSIP	Issuer Name	Settle Date	Maturity		Par Value	Original Cost	Amortized	
				Date	Coupon			Book Value	Market Value
Federal Agencies	3133EPSW6	Federal Farm Credit Bank	8/14/2023	8/14/2026	4.50	50,000,000	49,885,000	49,905,985	49,962,500
Federal Agencies	3130AP6T7	Federal Home Loan Bank	10/1/2021	9/3/2026	1.08	25,000,000	25,000,000	25,000,000	22,846,000
Federal Agencies	3130AP6T7	Federal Home Loan Bank	10/1/2021	9/3/2026	1.08	25,000,000	25,000,000	25,000,000	22,846,000
Federal Agencies	3130AP6T7	Federal Home Loan Bank	10/1/2021	9/3/2026	1.08	25,000,000	25,000,000	25,000,000	22,846,000
Federal Agencies	3130AP6T7	Federal Home Loan Bank	10/1/2021	9/3/2026	1.08	25,000,000	25,000,000	25,000,000	22,846,000
Federal Agencies	3133EM4X7	Federal Farm Credit Bank	12/12/2023	9/10/2026	0.80	28,975,000	26,174,277	26,397,664	26,406,946
Federal Agencies	3130AXCP1	Federal Home Loan Bank	10/18/2023	9/11/2026	4.88	11,895,000	11,821,965	11,831,275	11,998,724
Federal Agencies	3130APPR0	Federal Home Loan Bank	11/18/2021	10/19/2026	1.43	25,000,000	25,000,000	25,000,000	22,964,000
Federal Agencies	3130APPR0	Federal Home Loan Bank	11/18/2021	10/19/2026	1.43	25,000,000	25,000,000	25,000,000	22,964,000
Federal Agencies	3130APPR0	Federal Home Loan Bank	11/18/2021	10/19/2026	1.43	25,000,000	25,000,000	25,000,000	22,964,000
Federal Agencies	3130APPR0	Federal Home Loan Bank	11/18/2021	10/19/2026	1.43	25,000,000	25,000,000	25,000,000	22,964,000
Federal Agencies	3133EPZA6	Federal Farm Credit Bank	10/20/2023	10/20/2026	4.88	14,000,000	13,904,940	13,916,476	14,126,840
Federal Agencies	3133EPZA6	Federal Farm Credit Bank	10/20/2023	10/20/2026	4.88	30,000,000	29,834,100	29,854,232	30,271,800
Federal Agencies	3134GYRY0	Freddie Mac	5/9/2023	11/2/2026	5.29	25,000,000	25,000,000	25,000,000	24,878,500
Federal Agencies	3134GYRY0	Freddie Mac	5/9/2023	11/2/2026	5.29	25,000,000	25,000,000	25,000,000	24,878,500
Federal Agencies	3134GYRY0	Freddie Mac	5/9/2023	11/2/2026	5.29	25,000,000	25,000,000	25,000,000	24,878,500
Federal Agencies	3134GYRY0	Freddie Mac	5/9/2023	11/2/2026	5.29	25,000,000	25,000,000	25,000,000	24,878,500
Federal Agencies	3130AQ7L1	Federal Home Loan Bank	12/16/2021	11/16/2026	1.61	25,000,000	25,000,000	25,000,000	23,009,250
Federal Agencies	3130AQ7L1	Federal Home Loan Bank	12/16/2021	11/16/2026	1.61	25,000,000	25,000,000	25,000,000	23,009,250
Federal Agencies	3130AQ7L1	Federal Home Loan Bank	12/16/2021	11/16/2026	1.61	25,000,000	25,000,000	25,000,000	23,009,250
Federal Agencies	3130AQ7L1	Federal Home Loan Bank	12/16/2021	11/16/2026	1.61	25,000,000	25,000,000	25,000,000	23,009,250
Federal Agencies	3130AXU63	Federal Home Loan Bank	11/17/2023	11/17/2026	4.63	50,000,000	49,911,500	49,919,979	50,190,500
Federal Agencies	3130AQJ95	Federal Home Loan Bank	1/14/2022	12/14/2026	1.65	25,000,000	25,000,000	25,000,000	22,986,750
Federal Agencies	3130AQJ95	Federal Home Loan Bank	1/14/2022	12/14/2026	1.65	25,000,000	25,000,000	25,000,000	22,986,750
Federal Agencies	3130AQJ95	Federal Home Loan Bank	1/14/2022	12/14/2026	1.65	25,000,000	25,000,000	25,000,000	22,986,750
Federal Agencies	3130AQJ95	Federal Home Loan Bank	1/14/2022	12/14/2026	1.65	25,000,000	25,000,000	25,000,000	22,986,750
Federal Agencies	3130AYPN0	Federal Home Loan Bank	1/15/2024	1/15/2027	4.13	12,000,000	11,973,000	11,973,799	11,898,360
Federal Agencies	3130AYPN0	Federal Home Loan Bank	1/29/2024	1/15/2027	4.13	25,000,000	24,943,750	24,945,414	24,788,250
Federal Agencies	3130AYPN0	Federal Home Loan Bank	1/29/2024	1/15/2027	4.13	29,350,000	29,283,963	29,285,916	29,101,406
Federal Agencies	3130AYPN0	Federal Home Loan Bank	1/29/2024	1/15/2027	4.13	50,000,000	49,887,500	49,890,827	49,576,500
Federal Agencies	3133EPX91	Federal Farm Credit Bank	1/25/2024	1/25/2027	4.13	5,000,000	4,992,850	4,993,085	4,950,000
Federal Agencies	3133EPX91	Federal Farm Credit Bank	1/25/2024	1/25/2027	4.13	10,000,000	9,986,600	9,987,040	9,900,000
Federal Agencies	3133EPX91	Federal Farm Credit Bank	1/25/2024	1/25/2027	4.13	25,000,000	24,968,500	24,969,535	24,750,000
Federal Agencies	3133EPX91	Federal Farm Credit Bank	1/25/2024	1/25/2027	4.13	35,000,000	34,955,900	34,957,349	34,650,000
Federal Agencies	3133EPX91	Federal Farm Credit Bank	1/25/2024	1/25/2027	4.13	50,000,000	49,933,000	49,935,201	49,500,000
Federal Agencies	3130ARB59	Federal Home Loan Bank	3/22/2022	3/8/2027	2.35	25,000,000	25,000,000	25,000,000	23,367,000
Federal Agencies	3130ARB59	Federal Home Loan Bank	3/22/2022	3/8/2027	2.35	25,000,000	25,000,000	25,000,000	23,367,000
Federal Agencies	3130ARB59	Federal Home Loan Bank	3/22/2022	3/8/2027	2.35	25,000,000	25,000,000	25,000,000	23,367,000
Federal Agencies	3130ARB59	Federal Home Loan Bank	3/22/2022	3/8/2027	2.35	25,000,000	25,000,000	25,000,000	23,367,000
Federal Agencies	3133ENRD4	Federal Farm Credit Bank	3/16/2022	3/10/2027	1.68	48,573,000	47,432,020	47,880,889	44,747,876
Federal Agencies	3133ENTS9	Federal Farm Credit Bank	4/6/2022	4/5/2027	2.60	22,500,000	22,392,338	22,433,338	21,295,575
Federal Agencies	3133ENTS9	Federal Farm Credit Bank	4/6/2022	4/5/2027	2.60	24,500,000	24,377,010	24,423,847	23,188,515
Federal Agencies	3133ENTS9	Federal Farm Credit Bank	4/6/2022	4/5/2027	2.60	25,000,000	24,804,000	24,878,641	23,661,750
Federal Agencies	3133EN2L3	Federal Farm Credit Bank	11/17/2022	5/17/2027	4.13	4,650,000	4,646,792	4,647,710	4,609,266
Federal Agencies	3133EN2L3	Federal Farm Credit Bank	11/17/2022	5/17/2027	4.13	5,000,000	4,996,550	4,997,538	4,956,200
Federal Agencies	3133EN2L3	Federal Farm Credit Bank	11/17/2022	5/17/2027	4.13	21,000,000	20,987,001	20,990,722	20,816,040
Federal Agencies	3133EN2L3	Federal Farm Credit Bank	11/17/2022	5/17/2027	4.13	25,000,000	24,982,750	24,987,688	24,781,000
Federal Agencies	3133EPP66	Federal Farm Credit Bank	12/20/2023	5/20/2027	4.00	31,000,000	30,905,760	30,911,201	30,630,790
Federal Agencies	3133EPP66	Federal Farm Credit Bank	12/20/2023	5/20/2027	4.00	58,850,000	58,662,269	58,673,108	58,149,097
Federal Agencies	3130ASGU7	Federal Home Loan Bank	7/19/2022	6/11/2027	3.50	10,000,000	10,141,500	10,094,729	9,698,300

Investment Inventory

Pooled Fund

Type of Investment	CUSIP	Issuer Name	Settle Date	Maturity		Coupon	Par Value	Original Cost	Amortized	
				Date					Book Value	Market Value
Federal Agencies	3130ASGU7	Federal Home Loan Bank	7/19/2022	6/11/2027	3.50	12,375,000	12,552,829	12,494,050	12,001,646	
Federal Agencies	3130ASGU7	Federal Home Loan Bank	7/20/2022	6/11/2027	3.50	21,725,000	22,016,550	21,920,291	21,069,557	
Federal Agencies	3133EPMV4	Federal Farm Credit Bank	6/15/2023	6/15/2027	4.13	28,940,000	28,911,928	28,916,924	28,647,706	
Federal Agencies	3133ENZK9	Federal Farm Credit Bank	7/7/2022	6/28/2027	3.24	27,865,000	28,099,066	28,021,388	26,827,865	
Federal Agencies	3133EPBM6	Federal Farm Credit Bank	2/23/2023	8/23/2027	4.13	10,000,000	9,974,000	9,979,890	9,898,200	
Federal Agencies	3133EPC60	Federal Farm Credit Bank	11/15/2023	11/15/2027	4.63	27,950,000	27,834,008	27,842,503	28,172,203	
Federal Agencies	3133EPC60	Federal Farm Credit Bank	11/15/2023	11/15/2027	4.63	33,300,000	33,161,472	33,171,617	33,564,735	
Federal Agencies	3134H1NT6	Freddie Mac	1/10/2024	1/10/2028	5.41	25,000,000	25,000,000	25,000,000	24,857,000	
Federal Agencies	3134H1NT6	Freddie Mac	1/10/2024	1/10/2028	5.41	25,000,000	25,000,000	25,000,000	24,857,000	
Federal Agencies	3134H1NT6	Freddie Mac	1/10/2024	1/10/2028	5.41	65,000,000	65,000,000	65,000,000	64,628,200	
Federal Agencies	3135GANG2	Fannie Mae	2/14/2024	2/18/2028	5.13	25,000,000	25,000,000	25,000,000	24,843,250	
Federal Agencies	3135GANG2	Fannie Mae	2/14/2024	2/18/2028	5.13	25,000,000	25,000,000	25,000,000	24,843,250	
Federal Agencies	3135GANG2	Fannie Mae	2/14/2024	2/18/2028	5.13	50,000,000	50,000,000	50,000,000	49,686,500	
Federal Agencies	3133EPSK2	Federal Farm Credit Bank	8/7/2023	8/7/2028	4.25	19,500,000	19,412,250	19,422,192	19,380,270	
Federal Agencies	3133EPUN3	Federal Farm Credit Bank	8/28/2023	8/28/2028	4.50	10,000,000	9,979,100	9,981,228	10,038,600	
Federal Agencies	3133EPUN3	Federal Farm Credit Bank	8/28/2023	8/28/2028	4.50	15,000,000	14,962,800	14,966,587	15,057,900	
Federal Agencies	3133EPUN3	Federal Farm Credit Bank	8/28/2023	8/28/2028	4.50	25,000,000	24,943,500	24,949,252	25,096,500	
Federal Agencies	3133EPUN3	Federal Farm Credit Bank	8/28/2023	8/28/2028	4.50	33,000,000	32,904,960	32,914,636	33,127,380	
Federal Agencies	3133EPC45	Federal Farm Credit Bank	11/13/2023	11/13/2028	4.63	12,000,000	11,984,040	11,984,992	12,169,800	
Federal Agencies	3133EPC45	Federal Farm Credit Bank	11/13/2023	11/13/2028	4.63	20,000,000	19,971,600	19,973,294	20,283,000	
Federal Agencies	3133EPC45	Federal Farm Credit Bank	11/13/2023	11/13/2028	4.63	55,000,000	54,922,285	54,926,922	55,778,250	
Subtotals						3.10	\$ 6,687,567,000	\$ 6,676,103,684	\$ 6,678,920,175	\$ 6,535,624,288
Public Time Deposits	PPG1KB100	Bank of San Francisco	12/4/2023	6/3/2024	5.44	\$ 10,000,000	\$ 10,000,000	\$ 10,000,000	\$ 10,000,000	
Public Time Deposits	PPG2JA6N9	Bridge Bank NA	12/18/2023	6/17/2024	5.36	10,000,000	10,000,000	10,000,000	10,000,000	
Public Time Deposits	PPG5M8MH8	Bank of San Francisco	1/8/2024	7/8/2024	5.30	10,000,000	10,000,000	10,000,000	10,000,000	
Public Time Deposits	PPG8E735	Bridge Bank NA	1/16/2024	7/15/2024	5.26	10,000,000	10,000,000	10,000,000	10,000,000	
Subtotals						5.34	\$ 40,000,000	\$ 40,000,000	\$ 40,000,000	\$ 40,000,000
Negotiable CDs	89115BXF2	Toronto Dominion Bank/NY	3/6/2023	3/6/2024	5.60	\$ 50,000,000	\$ 50,000,000	\$ 50,000,000	\$ 50,000,000	
Negotiable CDs	65603APG0	Norinchukin Bank/NY	10/25/2023	4/23/2024	5.83	50,000,000	50,000,000	50,000,000	50,025,000	
Negotiable CDs	78015JHT7	Royal Bank of Canada/NY	12/8/2023	6/3/2024	5.53	60,000,000	60,000,000	60,000,000	60,009,600	
Negotiable CDs	89115BNG1	Toronto Dominion Bank/NY	6/27/2023	6/5/2024	5.85	50,000,000	50,000,000	50,000,000	50,031,500	
Negotiable CDs	06367DBJ3	Bank of Montreal/CHI	7/17/2023	6/7/2024	5.89	50,000,000	50,000,000	50,000,000	50,040,500	
Negotiable CDs	06367DAU9	Bank of Montreal/CHI	6/27/2023	6/21/2024	5.87	100,000,000	100,000,000	100,000,000	100,080,000	
Negotiable CDs	78015JXW2	Royal Bank of Canada/NY	6/28/2023	6/28/2024	5.89	50,000,000	50,000,000	50,000,000	50,046,500	
Negotiable CDs	06367DAX3	Bank of Montreal/CHI	7/5/2023	7/1/2024	6.00	100,000,000	100,000,000	100,000,000	100,130,000	
Negotiable CDs	06367DBR5	Bank of Montreal/CHI	7/24/2023	7/1/2024	5.93	50,000,000	50,000,000	50,000,000	50,056,500	
Negotiable CDs	06367DFX8	Bank of Montreal/CHI	12/8/2023	7/1/2024	5.56	50,000,000	50,000,000	50,000,000	50,015,500	
Negotiable CDs	13606KZR0	Canadian Imperial Bank/NY	8/7/2023	7/1/2024	5.89	50,000,000	50,000,000	50,000,000	50,040,500	
Negotiable CDs	89115BNV8	Toronto Dominion Bank/NY	12/8/2023	7/1/2024	5.56	50,000,000	50,000,000	50,000,000	50,013,500	
Negotiable CDs	89115BRG7	Toronto Dominion Bank/NY	7/6/2023	7/1/2024	6.05	50,000,000	50,000,000	50,000,000	50,071,000	
Negotiable CDs	89115BS84	Toronto Dominion Bank/NY	7/17/2023	7/1/2024	5.91	50,000,000	50,000,000	50,000,000	50,050,000	
Negotiable CDs	89115BSQ4	Toronto Dominion Bank/NY	7/24/2023	7/1/2024	5.93	50,000,000	50,000,000	50,000,000	50,054,000	
Negotiable CDs	89115BV80	Toronto Dominion Bank/NY	8/2/2023	7/3/2024	5.90	50,000,000	50,000,000	50,000,000	50,051,500	
Negotiable CDs	06367DBW4	Bank of Montreal/CHI	8/1/2023	7/29/2024	5.97	50,000,000	50,000,000	50,000,000	50,077,500	
Negotiable CDs	13606KZN9	Canadian Imperial Bank/NY	8/2/2023	7/29/2024	5.92	60,000,000	60,000,000	60,000,000	60,076,800	
Negotiable CDs	06367DDS1	Bank of Montreal/CHI	10/10/2023	8/9/2024	5.88	50,000,000	50,000,000	50,000,000	50,076,500	
Negotiable CDs	13606KD78	Canadian Imperial Bank/NY	9/20/2023	8/12/2024	5.92	50,000,000	50,000,000	50,000,000	50,082,000	
Negotiable CDs	78015J7F8	Royal Bank of Canada/NY	9/20/2023	8/12/2024	5.93	60,000,000	60,000,000	60,000,000	60,110,400	

Investment Inventory

Pooled Fund

Type of Investment	CUSIP	Issuer Name	Settle Date	Maturity		Coupon	Par Value	Original Cost	Amortized	
				Date					Book Value	Market Value
Negotiable CDs	06367DCF0	Bank of Montreal/CHI	8/28/2023	8/14/2024		6.01	50,000,000	50,000,000	50,000,000	50,098,500
Negotiable CDs	78015JE37	Royal Bank of Canada/NY	10/31/2023	8/15/2024		5.86	50,000,000	50,000,000	50,000,000	50,087,000
Negotiable CDs	13606KF92	Canadian Imperial Bank/NY	10/10/2023	8/16/2024		5.88	50,000,000	50,000,000	50,000,000	50,079,500
Negotiable CDs	78015JE78	Royal Bank of Canada/NY	10/31/2023	8/26/2024		5.86	50,000,000	50,000,000	50,000,000	50,095,500
Negotiable CDs	13606KC38	Canadian Imperial Bank/NY	9/11/2023	9/9/2024		5.94	50,000,000	50,000,000	50,000,000	50,102,000
Negotiable CDs	78015J5K9	Royal Bank of Canada/NY	9/12/2023	9/9/2024		5.90	60,000,000	60,000,000	60,000,000	60,121,200
Negotiable CDs	06367DD44	Bank of Montreal/CHI	9/22/2023	9/23/2024		5.97	50,000,000	50,000,000	50,000,000	50,119,500
Negotiable CDs	78015JAK3	Royal Bank of Canada/NY	9/22/2023	9/23/2024		5.96	60,000,000	60,000,000	60,000,000	60,151,200
Negotiable CDs	06367DE43	Bank of Montreal/CHI	11/2/2023	10/21/2024		5.86	60,000,000	60,000,000	60,000,000	60,140,400
Negotiable CDs	89115BH52	Toronto Dominion Bank/NY	10/26/2023	10/21/2024		5.93	50,000,000	50,000,000	50,000,000	50,152,000
Negotiable CDs	06367DFA8	Bank of Montreal/CHI	12/1/2023	10/24/2024		5.58	50,000,000	50,000,000	50,000,000	50,038,500
Negotiable CDs	78015JJ73	Royal Bank of Canada/NY	12/13/2023	10/24/2024		5.48	50,000,000	50,000,000	50,000,000	50,008,000
Negotiable CDs	89115BP95	Toronto Dominion Bank/NY	12/11/2023	10/24/2024		5.58	50,000,000	50,000,000	50,000,000	50,056,500
Negotiable CDs	06367DEK7	Bank of Montreal/CHI	11/8/2023	11/6/2024		5.80	50,000,000	50,000,000	50,000,000	50,109,000
Subtotals						5.85	\$ 1,910,000,000	\$ 1,910,000,000	\$ 1,910,000,000	\$ 1,912,497,600
Commercial Paper	62479LCD5	MUFG Bank Ltd/NY	11/3/2023	3/13/2024		0.00	\$ 50,000,000	\$ 48,972,014	\$ 49,905,833	\$ 49,904,500
Commercial Paper	03785DCF1	Apple	2/23/2024	3/15/2024		0.00	12,090,000	12,052,869	12,065,246	12,063,765
Commercial Paper	89233GCF1	Toyota Motor Credit	11/7/2023	3/15/2024		0.00	50,000,000	49,014,583	49,893,056	49,889,500
Commercial Paper	62479LCR4	MUFG Bank Ltd/NY	11/8/2023	3/25/2024		0.00	50,000,000	48,920,917	49,812,333	49,816,500
Commercial Paper	62479LCR4	MUFG Bank Ltd/NY	9/21/2023	3/25/2024		0.00	60,000,000	58,239,200	59,772,800	59,779,800
Commercial Paper	62479LCU7	MUFG Bank Ltd/NY	11/28/2023	3/28/2024		0.00	85,000,000	83,411,539	84,645,550	84,650,650
Commercial Paper	59515MD85	Microsoft	11/29/2023	4/8/2024		0.00	50,000,000	49,030,236	49,718,694	49,714,000
Commercial Paper	62479LD85	MUFG Bank Ltd/NY	12/1/2023	4/8/2024		0.00	50,000,000	49,014,583	49,709,722	49,713,500
Commercial Paper	62479LD85	MUFG Bank Ltd/NY	12/11/2023	4/8/2024		0.00	50,000,000	49,095,931	49,711,306	49,713,500
Commercial Paper	59515MDA0	Microsoft	12/12/2023	4/10/2024		0.00	55,000,000	54,021,000	54,673,667	54,668,900
Commercial Paper	59515MDN2	Microsoft	1/3/2024	4/22/2024		0.00	50,000,000	49,193,333	49,618,667	49,611,000
Commercial Paper	62479LDQ5	MUFG Bank Ltd/NY	1/2/2024	4/24/2024		0.00	75,000,000	73,735,813	74,395,875	74,391,750
Commercial Paper	89233GE36	Toyota Motor Credit	8/8/2023	5/3/2024		0.00	60,000,000	57,489,333	59,412,000	59,430,000
Commercial Paper	89233GE69	Toyota Motor Credit	8/15/2023	5/6/2024		0.00	50,000,000	47,938,889	49,486,667	49,502,500
Commercial Paper	59515ME84	Microsoft	12/13/2023	5/8/2024		0.00	50,000,000	48,909,750	49,495,667	49,493,500
Commercial Paper	59515ME84	Microsoft	12/13/2023	5/8/2024		0.00	50,000,000	48,909,750	49,495,667	49,493,500
Commercial Paper	89233GEL6	Toyota Motor Credit	1/16/2024	5/20/2024		0.00	80,000,000	78,536,111	79,063,111	79,038,400
Commercial Paper	62479LEQ4	MUFG Bank Ltd/NY	2/20/2024	5/24/2024		0.00	40,000,000	39,440,178	39,499,733	39,496,400
Commercial Paper	62479LFE0	MUFG Bank Ltd/NY	2/20/2024	6/14/2024		0.00	20,000,000	19,658,833	19,688,500	19,686,600
Commercial Paper	62479LFJ9	MUFG Bank Ltd/NY	2/20/2024	6/18/2024		0.00	55,000,000	54,029,158	54,110,742	54,106,250
Commercial Paper	62479LG17	MUFG Bank Ltd/NY	10/26/2023	7/1/2024		0.00	50,000,000	48,046,042	49,042,639	49,092,500
Commercial Paper	89233GG18	Toyota Motor Credit	10/23/2023	7/1/2024		0.00	50,000,000	48,036,500	49,049,417	49,093,500
Commercial Paper	89233GG18	Toyota Motor Credit	11/7/2023	7/1/2024		0.00	50,000,000	48,169,833	49,057,889	49,093,500
Subtotals						0.00	\$ 1,192,090,000	\$ 1,163,866,395	\$ 1,181,324,779	\$ 1,181,444,015
Money Market Funds	09248U718	BlackRock Liquidity Funds T-Fund	2/29/2024	3/1/2024		5.20	\$ 78,026,006	\$ 78,026,006	\$ 78,026,006	\$ 78,026,006
Money Market Funds	31607A703	Fidelity Govt Portfolio	2/29/2024	3/1/2024		5.25	770,477,919	770,477,919	770,477,919	770,477,919
Money Market Funds	608919718	Federated Hermes Govt Obligations Fi	2/29/2024	3/1/2024		5.23	547,191,138	547,191,138	547,191,138	547,191,138
Money Market Funds	262006208	Dreyfus Government Cash Manageme	2/29/2024	3/1/2024		5.21	87,469,698	87,469,698	87,469,698	87,469,698
Money Market Funds	85749T517	State Street Institutional U.S. Govt MV	2/29/2024	3/1/2024		5.25	735,399,779	735,399,779	735,399,779	735,399,779
Subtotals						5.24	\$ 2,218,564,540	\$ 2,218,564,540	\$ 2,218,564,540	\$ 2,218,564,540

Investment Inventory Pooled Fund

Type of Investment	CUSIP	Issuer Name	Settle Date	Maturity		Coupon	Par Value	Original Cost	Amortized	
				Date	Date				Book Value	Market Value
Supranational	45906M3B5	Int'l Bank for Recon and Dev	3/23/2022	6/14/2024	1.98	\$ 100,000,000	\$ 100,000,000	\$ 100,000,000	\$ 98,942,000	
Supranational	4581X0EE4	Inter-American Development Bank	7/1/2022	7/1/2024	3.25	80,000,000	79,992,000	79,998,665	79,408,000	
Supranational	459056HV2	Int'l Bank for Recon and Dev	11/2/2021	8/28/2024	1.50	50,000,000	50,984,250	50,172,005	49,071,500	
Supranational	4581X0DZ8	Inter-American Development Bank	11/4/2021	9/23/2024	0.50	50,000,000	49,595,500	49,920,942	48,679,000	
Supranational	45950VQG4	International Finance Corp	10/22/2021	9/23/2024	0.44	10,000,000	9,918,700	9,984,304	9,724,600	
Supranational	4581X0CM8	Inter-American Development Bank	4/26/2021	1/15/2025	2.13	100,000,000	105,676,000	101,335,529	97,410,000	
Supranational	459058JB0	Int'l Bank for Recon and Dev	7/23/2021	4/22/2025	0.63	40,000,000	40,086,000	40,026,196	38,062,400	
Supranational	4581X0DN5	Inter-American Development Bank	11/1/2021	7/15/2025	0.63	28,900,000	28,519,098	28,758,852	27,252,411	
Supranational	45950VRU2	International Finance Corp	1/26/2023	1/26/2026	4.02	100,000,000	100,000,000	100,000,000	97,978,000	
Supranational	45818WDG8	Inter-American Development Bank	8/25/2021	2/27/2026	0.82	19,500,000	19,556,907	19,525,154	18,086,250	
Supranational	45906M4C2	Int'l Bank for Recon and Dev	6/15/2023	6/15/2026	5.75	32,000,000	32,000,000	32,000,000	31,949,120	
Subtotals						2.34	\$ 610,400,000	\$ 616,328,455	\$ 611,721,647	\$ 596,563,281
Grand Totals						3.07	\$ 16,133,621,540	\$ 16,095,534,058	\$ 16,109,336,586	\$ 15,785,169,474

Monthly Investment Earnings

Pooled Fund

For month ended February 29, 2024

Type of Investment	CUSIP	Issuer Name	Par Value	Accrued Interest Earned	(Amortization) / Accretion	Realized Gain/(Loss)	Total Earnings
U.S. Treasuries	912797JF5	B 0.000 02/27/2024		-	58,356	-	\$ 58,356
U.S. Treasuries	912797JP3	B 0.000 04/23/2024	100,000,000	-	420,500	-	420,500
U.S. Treasuries	912828B66	T 2.750 02/15/2024		52,310	(5,185)	-	47,125
U.S. Treasuries	912828G38	T 2.250 11/15/2024	50,000,000	89,629	(68,036)	-	21,593
U.S. Treasuries	912828G38	T 2.250 11/15/2024	50,000,000	89,629	(69,663)	-	19,966
U.S. Treasuries	912828R36	T 1.625 05/15/2026	50,000,000	64,732	(36,363)	-	28,369
U.S. Treasuries	912828R36	T 1.625 05/15/2026	50,000,000	64,732	(31,840)	-	32,892
U.S. Treasuries	912828XB1	T 2.125 05/15/2025	50,000,000	84,650	(61,169)	-	23,481
U.S. Treasuries	912828XT2	T 2.000 05/31/2024	50,000,000	79,235	(61,931)	-	17,304
U.S. Treasuries	912828Y87	T 1.750 07/31/2024	50,000,000	69,712	(52,598)	-	17,113
U.S. Treasuries	912828YM6	T 1.500 10/31/2024	50,000,000	59,753	(39,102)	-	20,651
U.S. Treasuries	912828YY0	T 1.750 12/31/2024	50,000,000	69,712	(46,554)	-	23,158
U.S. Treasuries	912828Z52	T 1.375 01/31/2025	50,000,000	54,773	(31,328)	-	23,445
U.S. Treasuries	912828Z52	T 1.375 01/31/2025	50,000,000	54,773	(31,526)	-	23,247
U.S. Treasuries	912828ZC7	T 1.125 02/28/2025	50,000,000	44,798	(20,290)	-	24,507
U.S. Treasuries	912828ZC7	T 1.125 02/28/2025	50,000,000	44,798	(20,240)	-	24,558
U.S. Treasuries	912828ZF0	T 0.500 03/31/2025	50,000,000	19,809	4,426	-	24,235
U.S. Treasuries	912828ZF0	T 0.500 03/31/2025	50,000,000	19,809	3,221	-	23,030
U.S. Treasuries	912828ZL7	T 0.375 04/30/2025	50,000,000	14,938	7,733	-	22,671
U.S. Treasuries	912828ZW3	T 0.250 06/30/2025	50,000,000	9,959	15,823	-	25,782
U.S. Treasuries	912828ZW3	T 0.250 06/30/2025	50,000,000	9,959	17,633	-	27,592
U.S. Treasuries	912828ZW3	T 0.250 06/30/2025	50,000,000	9,959	13,804	-	23,763
U.S. Treasuries	912828ZW3	T 0.250 06/30/2025	50,000,000	9,959	15,690	-	25,649
U.S. Treasuries	912828ZW3	T 0.250 06/30/2025	50,000,000	9,959	14,386	-	24,345
U.S. Treasuries	912828ZW3	T 0.250 06/30/2025	50,000,000	9,959	13,799	-	23,757
U.S. Treasuries	912828ZW3	T 0.250 06/30/2025	50,000,000	9,959	10,175	-	20,134
U.S. Treasuries	912828ZW3	T 0.250 06/30/2025	50,000,000	9,959	12,092	-	22,051
U.S. Treasuries	912828ZW3	T 0.250 06/30/2025	50,000,000	9,959	30,562	-	40,521
U.S. Treasuries	91282CAB7	T 0.250 07/31/2025	50,000,000	9,959	10,776	-	20,735
U.S. Treasuries	91282CAB7	T 0.250 07/31/2025	50,000,000	9,959	12,691	-	22,649
U.S. Treasuries	91282CAM3	T 0.250 09/30/2025	50,000,000	9,904	16,122	-	26,027
U.S. Treasuries	91282CAM3	T 0.250 09/30/2025	50,000,000	9,904	13,650	-	23,555
U.S. Treasuries	91282CAT8	T 0.250 10/31/2025	50,000,000	9,959	11,898	-	21,857
U.S. Treasuries	91282CAT8	T 0.250 10/31/2025	50,000,000	9,959	15,689	-	25,648
U.S. Treasuries	91282CAT8	T 0.250 10/31/2025	50,000,000	9,959	16,207	-	26,166
U.S. Treasuries	91282CBC4	T 0.375 12/31/2025	50,000,000	14,938	8,928	-	23,866
U.S. Treasuries	91282CBC4	T 0.375 12/31/2025	50,000,000	14,938	11,943	-	26,881
U.S. Treasuries	91282CBR1	T 0.250 03/15/2024	50,000,000	9,959	50,731	-	60,690
U.S. Treasuries	91282CBW0	T 0.750 04/30/2026	50,000,000	29,876	5,545	-	35,422
U.S. Treasuries	91282CBW0	T 0.750 04/30/2026	50,000,000	29,876	4,434	-	34,310
U.S. Treasuries	91282CCC3	T 0.250 05/15/2024	50,000,000	9,959	7,783	-	17,741
U.S. Treasuries	91282CCJ8	T 0.875 06/30/2026	50,000,000	34,856	1,087	-	35,943
U.S. Treasuries	91282CCJ8	T 0.875 06/30/2026	50,000,000	34,856	(1,125)	-	33,730
U.S. Treasuries	91282CCJ8	T 0.875 06/30/2026	50,000,000	34,856	(5,557)	-	29,298
U.S. Treasuries	91282CCJ8	T 0.875 06/30/2026	50,000,000	34,856	(5,275)	-	29,581
U.S. Treasuries	91282CCJ8	T 0.875 06/30/2026	50,000,000	34,856	(6,585)	-	28,270
U.S. Treasuries	91282CCJ8	T 0.875 06/30/2026	50,000,000	34,856	(3,903)	-	30,953
U.S. Treasuries	91282CCJ8	T 0.875 06/30/2026	50,000,000	34,856	1,042	-	35,897

Monthly Investment Earnings

Pooled Fund

Type of Investment	CUSIP	Issuer Name	Par Value	Accrued Interest Earned	(Amortization) / Accretion	Realized Gain/(Loss)	Total Earnings
U.S. Treasuries	91282CCJ8	T 0.875 06/30/2026	50,000,000	34,856	6,850	-	41,705
U.S. Treasuries	91282CCJ8	T 0.875 06/30/2026	50,000,000	34,856	17,220	-	52,076
U.S. Treasuries	91282CCL3	T 0.375 07/15/2024	50,000,000	14,938	53	-	14,991
U.S. Treasuries	91282CCL3	T 0.375 07/15/2024	50,000,000	14,938	1,058	-	15,996
U.S. Treasuries	91282CCL3	T 0.375 07/15/2024	50,000,000	14,938	85,339	-	100,277
U.S. Treasuries	91282CCT6	T 0.375 08/15/2024	50,000,000	14,860	2,712	-	17,572
U.S. Treasuries	91282CCW9	T 0.750 08/31/2026	50,000,000	29,865	8,884	-	38,749
U.S. Treasuries	91282CCZ2	T 0.875 09/30/2026	50,000,000	34,665	4,954	-	39,619
U.S. Treasuries	91282CCZ2	T 0.875 09/30/2026	50,000,000	34,665	5,234	-	39,899
U.S. Treasuries	91282CCZ2	T 0.875 09/30/2026	50,000,000	34,665	10,939	-	45,605
U.S. Treasuries	91282CDK4	T 1.250 11/30/2026	50,000,000	49,522	(1,150)	-	48,372
U.S. Treasuries	91282CDK4	T 1.250 11/30/2026	50,000,000	49,522	(1,868)	-	47,654
U.S. Treasuries	91282CDK4	T 1.250 11/30/2026	50,000,000	49,522	49,639	-	99,161
U.S. Treasuries	91282CDQ1	T 1.250 12/31/2026	50,000,000	49,794	48,265	-	98,059
U.S. Treasuries	91282CEF4	T 2.500 03/31/2027	25,000,000	49,522	3,859	-	53,381
U.S. Treasuries	91282CFK2	T 3.500 09/15/2025	50,000,000	139,423	27,846	-	167,269
U.S. Treasuries	91282CHK0	T 4.000 06/30/2028	50,000,000	159,341	450	-	159,790
U.S. Treasuries	91282CHK0	T 4.000 06/30/2028	50,000,000	159,341	1,290	-	160,630
U.S. Treasuries	91282CHK0	T 4.000 06/30/2028	50,000,000	159,341	1,708	-	161,049
U.S. Treasuries	91282CHK0	T 4.000 06/30/2028	50,000,000	131,868	4,816	-	136,684
U.S. Treasuries	91282CHK0	T 4.000 06/30/2028	50,000,000	16,484	1,327	-	17,811
U.S. Treasuries	91282CHL8	T 4.625 06/30/2025	50,000,000	152,473	1,103	-	153,575
U.S. Treasuries	91282CHX2	T 4.375 08/31/2028	50,000,000	174,214	(1,938)	-	172,275
Subtotals			\$ 3,475,000,000	\$ 3,094,171	\$ 507,042	\$ -	\$ 3,601,213
Federal Agencies	3130A1XJ2	FHLB 2.875 06/14/2024	\$ 25,500,000	\$ 61,094	\$ (1,994)	\$ -	\$ 59,100
Federal Agencies	3130A1XJ2	FHLB 2.875 06/14/2024	50,000,000	119,792	(7,784)	-	112,007
Federal Agencies	3130A1XJ2	FHLB 2.875 06/14/2024	17,980,000	43,077	(2,442)	-	40,635
Federal Agencies	3130A1XJ2	FHLB 2.875 06/14/2024	15,955,000	38,226	(2,045)	-	36,181
Federal Agencies	3130A8ZQ9	FHLB 1.750 09/12/2025	10,295,000	15,014	(5,766)	-	9,248
Federal Agencies	3130AFW94	FHLB 2.500 02/13/2024		32,508	(23,895)	-	8,613
Federal Agencies	3130AN4A5	FHLB 0.700 06/30/2025	17,680,000	10,313	(1,093)	-	9,220
Federal Agencies	3130ANMP2	FHLB 1.070 07/27/2026	25,000,000	22,292	-	-	22,292
Federal Agencies	3130ANMP2	FHLB 1.070 07/27/2026	25,000,000	22,292	-	-	22,292
Federal Agencies	3130ANMP2	FHLB 1.070 07/27/2026	25,000,000	22,292	-	-	22,292
Federal Agencies	3130ANMP2	FHLB 1.070 07/27/2026	25,000,000	22,292	-	-	22,292
Federal Agencies	3130ANNM8	FHLB 1.050 07/13/2026	25,000,000	21,875	-	-	21,875
Federal Agencies	3130ANNM8	FHLB 1.050 07/13/2026	25,000,000	21,875	-	-	21,875
Federal Agencies	3130ANNM8	FHLB 1.050 07/13/2026	25,000,000	21,875	-	-	21,875
Federal Agencies	3130ANNM8	FHLB 1.050 07/13/2026	25,000,000	21,875	-	-	21,875
Federal Agencies	3130ANTG5	FHLB 1.050 08/10/2026	25,000,000	21,875	-	-	21,875
Federal Agencies	3130ANTG5	FHLB 1.050 08/10/2026	25,000,000	21,875	-	-	21,875
Federal Agencies	3130ANTG5	FHLB 1.050 08/10/2026	25,000,000	21,875	-	-	21,875
Federal Agencies	3130ANTG5	FHLB 1.050 08/10/2026	25,000,000	21,875	-	-	21,875
Federal Agencies	3130AP6T7	FHLB 1.075 09/03/2026	25,000,000	22,396	-	-	22,396
Federal Agencies	3130AP6T7	FHLB 1.075 09/03/2026	25,000,000	22,396	-	-	22,396
Federal Agencies	3130AP6T7	FHLB 1.075 09/03/2026	25,000,000	22,396	-	-	22,396
Federal Agencies	3130AP6T7	FHLB 1.075 09/03/2026	25,000,000	22,396	-	-	22,396
Federal Agencies	3130APPR0	FHLB 1.430 10/19/2026	25,000,000	29,792	-	-	29,792

Monthly Investment Earnings

Pooled Fund

<u>Type of Investment</u>	<u>CUSIP</u>	<u>Issuer Name</u>	<u>Par Value</u>	<u>Accrued Interest Earned</u>	<u>(Amortization) / Accretion</u>	<u>Realized Gain/(Loss)</u>	<u>Total Earnings</u>
Federal Agencies	3130APPR0	FHLB 1.430 10/19/2026	25,000,000	29,792	-	-	29,792
Federal Agencies	3130APPR0	FHLB 1.430 10/19/2026	25,000,000	29,792	-	-	29,792
Federal Agencies	3130APPR0	FHLB 1.430 10/19/2026	25,000,000	29,792	-	-	29,792
Federal Agencies	3130AQ7L1	FHLB 1.605 11/16/2026	25,000,000	33,438	-	-	33,438
Federal Agencies	3130AQ7L1	FHLB 1.605 11/16/2026	25,000,000	33,438	-	-	33,438
Federal Agencies	3130AQ7L1	FHLB 1.605 11/16/2026	25,000,000	33,438	-	-	33,438
Federal Agencies	3130AQ7L1	FHLB 1.605 11/16/2026	25,000,000	33,438	-	-	33,438
Federal Agencies	3130AQJ95	FHLB 1.645 12/14/2026	25,000,000	34,271	-	-	34,271
Federal Agencies	3130AQJ95	FHLB 1.645 12/14/2026	25,000,000	34,271	-	-	34,271
Federal Agencies	3130AQJ95	FHLB 1.645 12/14/2026	25,000,000	34,271	-	-	34,271
Federal Agencies	3130AQJ95	FHLB 1.645 12/14/2026	25,000,000	34,271	-	-	34,271
Federal Agencies	3130ARB59	FHLB 2.350 03/08/2027	25,000,000	48,958	-	-	48,958
Federal Agencies	3130ARB59	FHLB 2.350 03/08/2027	25,000,000	48,958	-	-	48,958
Federal Agencies	3130ARB59	FHLB 2.350 03/08/2027	25,000,000	48,958	-	-	48,958
Federal Agencies	3130ARB59	FHLB 2.350 03/08/2027	25,000,000	48,958	-	-	48,958
Federal Agencies	3130ARHG9	FHLB 2.125 02/28/2024		39,844	1,091	-	40,935
Federal Agencies	3130ARHG9	FHLB 2.125 02/28/2024		17,531	480	-	18,012
Federal Agencies	3130ASG86	FHLB 3.375 06/13/2025	12,700,000	35,719	(2,943)	-	32,776
Federal Agencies	3130ASG86	FHLB 3.375 06/13/2025	11,940,000	33,581	(1,672)	-	31,910
Federal Agencies	3130ASGU7	FHLB 3.500 06/11/2027	12,375,000	36,094	(2,884)	-	33,210
Federal Agencies	3130ASGU7	FHLB 3.500 06/11/2027	10,000,000	29,167	(2,295)	-	26,872
Federal Agencies	3130ASGU7	FHLB 3.500 06/11/2027	21,725,000	63,365	(4,731)	-	58,633
Federal Agencies	3130ASHK8	FHLB 3.125 06/14/2024	28,000,000	72,917	3,996	-	76,912
Federal Agencies	3130ASHK8	FHLB 3.125 06/14/2024	28,210,000	73,464	3,978	-	77,442
Federal Agencies	3130ASME6	FHLB 3.000 07/08/2024	15,000,000	37,500	1,154	-	38,654
Federal Agencies	3130ASME6	FHLB 3.000 07/08/2024	17,500,000	43,750	1,347	-	45,097
Federal Agencies	3130ASME6	FHLB 3.000 07/08/2024	10,000,000	25,000	770	-	25,770
Federal Agencies	3130ATST5	FHLB 4.375 06/13/2025	10,000,000	36,458	(2,458)	-	34,001
Federal Agencies	3130ATST5	FHLB 4.375 06/13/2025	9,915,000	36,148	(2,302)	-	33,847
Federal Agencies	3130ATST5	FHLB 4.375 06/13/2025	25,500,000	92,969	(4,721)	-	88,248
Federal Agencies	3130ATST5	FHLB 4.375 06/13/2025	3,000,000	10,938	(465)	-	10,472
Federal Agencies	3130ATST5	FHLB 4.375 06/13/2025	10,000,000	36,458	(1,366)	-	35,092
Federal Agencies	3130ATST5	FHLB 4.375 06/13/2025	24,000,000	87,500	(3,039)	-	84,461
Federal Agencies	3130ATT31	FHLB 4.500 10/03/2024	50,000,000	187,500	5,763	-	193,263
Federal Agencies	3130ATUQ8	FHLB 4.750 03/08/2024	10,000,000	39,583	(805)	-	38,778
Federal Agencies	3130ATUQ8	FHLB 4.750 03/08/2024	20,000,000	79,167	(49)	-	79,118
Federal Agencies	3130ATUQ8	FHLB 4.750 03/08/2024	30,000,000	118,750	(110)	-	118,640
Federal Agencies	3130ATUQ8	FHLB 4.750 03/08/2024	30,000,000	118,750	1,374	-	120,124
Federal Agencies	3130ATUQ8	FHLB 4.750 03/08/2024	25,000,000	98,958	1,145	-	100,103
Federal Agencies	3130ATVD6	FHLB 4.875 09/13/2024	50,000,000	203,125	(2,672)	-	200,453
Federal Agencies	3130AUTC8	FHLB 4.010 02/06/2026	21,100,000	70,509	3,040	-	73,549
Federal Agencies	3130AUVZ4	FHLB 4.500 02/13/2025	50,000,000	187,500	3,114	-	190,614
Federal Agencies	3130AUYG3	FHLB 5.100 02/16/2024		53,125	144	-	53,269
Federal Agencies	3130AV7L0	FHLB 5.000 02/28/2025	25,000,000	104,167	1,315	-	105,481
Federal Agencies	3130AV7L0	FHLB 5.000 02/28/2025	35,000,000	145,833	1,840	-	147,674
Federal Agencies	3130AVWS7	FHLB 3.750 06/12/2026	17,045,000	53,266	1,375	-	54,640
Federal Agencies	3130AVWS7	FHLB 3.750 06/12/2026	20,000,000	62,500	1,571	-	64,071
Federal Agencies	3130AWAH3	FHLB 4.000 06/12/2026	15,000,000	50,000	2,637	-	52,637
Federal Agencies	3130AWAH3	FHLB 4.000 06/12/2026	10,000,000	33,333	1,721	-	35,054

Monthly Investment Earnings

Pooled Fund

<u>Type of Investment</u>	<u>CUSIP</u>	<u>Issuer Name</u>	<u>Par Value</u>	<u>Accrued Interest Earned</u>	<u>(Amortization) / Accretion</u>	<u>Realized Gain/(Loss)</u>	<u>Total Earnings</u>
Federal Agencies	3130AWER7	FHLB 4.625 06/06/2025	25,000,000	96,354	830	-	97,184
Federal Agencies	3130AWER7	FHLB 4.625 06/06/2025	15,000,000	57,813	498	-	58,311
Federal Agencies	3130AWER7	FHLB 4.625 06/06/2025	52,000,000	200,417	1,726	-	202,143
Federal Agencies	3130AWER7	FHLB 4.625 06/06/2025	10,000,000	38,542	332	-	38,874
Federal Agencies	3130AWLY4	FHLB 5.125 06/13/2025	48,150,000	205,641	(3,871)	-	201,770
Federal Agencies	3130AWLY4	FHLB 5.125 06/13/2025	10,800,000	46,125	(759)	-	45,366
Federal Agencies	3130AWLZ1	FHLB 4.750 06/12/2026	50,000,000	197,917	3,910	-	201,827
Federal Agencies	3130AXB31	FHLB 4.875 03/13/2026	10,000,000	40,625	1,551	-	42,176
Federal Agencies	3130AXB31	FHLB 4.875 03/13/2026	10,000,000	40,625	1,659	-	42,284
Federal Agencies	3130AXB31	FHLB 4.875 03/13/2026	10,000,000	40,625	1,659	-	42,284
Federal Agencies	3130AXCP1	FHLB 4.875 09/11/2026	11,895,000	48,323	2,000	-	50,323
Federal Agencies	3130AXU63	FHLB 4.625 11/17/2026	50,000,000	192,708	2,342	-	195,050
Federal Agencies	3130AYPN0	FHLB 4.125 01/15/2027	12,000,000	41,250	724	-	41,974
Federal Agencies	3130AYPN0	FHLB 4.125 01/15/2027	25,000,000	85,938	1,508	-	87,445
Federal Agencies	3130AYPN0	FHLB 4.125 01/15/2027	29,350,000	100,891	1,770	-	102,661
Federal Agencies	3130AYPN0	FHLB 4.125 01/15/2027	50,000,000	171,875	3,015	-	174,890
Federal Agencies	313312TL4	FFCB 0.000 02/23/2024		-	14,361	-	14,361
Federal Agencies	313384ST7	FHDN 0.000 02/06/2024		-	7,100	-	7,100
Federal Agencies	313384TL3	FHDN 0.000 02/23/2024		-	14,361	-	14,361
Federal Agencies	313384YV5	FHDN 0.000 07/01/2024	25,000,000	-	105,628	-	105,628
Federal Agencies	313384YV5	FHDN 0.000 07/01/2024	25,000,000	-	105,628	-	105,628
Federal Agencies	313384YV5	FHDN 0.000 07/01/2024	25,000,000	-	105,628	-	105,628
Federal Agencies	313384YZ6	FHDN 0.000 07/05/2024	25,000,000	-	32,125	-	32,125
Federal Agencies	313384ZT9	FHDN 0.000 07/23/2024	15,000,000	-	19,163	-	19,163
Federal Agencies	3133ELCP7	FFCB 1.625 12/03/2024	25,000,000	33,854	635	-	34,489
Federal Agencies	3133ELNE0	FFCB 1.430 02/14/2024		10,583	(4,148)	-	6,436
Federal Agencies	3133ELQY3	FFCB 1.210 03/03/2025	24,000,000	24,200	574	-	24,774
Federal Agencies	3133ELQY3	FFCB 1.210 03/03/2025	16,000,000	16,133	149	-	16,282
Federal Agencies	3133EM4X7	FFCB 0.800 09/10/2026	28,975,000	19,317	80,978	-	100,295
Federal Agencies	3133EM5X6	FFCB 0.430 09/23/2024	25,000,000	8,958	668	-	9,626
Federal Agencies	3133EM5X6	FFCB 0.430 09/23/2024	50,000,000	17,917	1,336	-	19,253
Federal Agencies	3133EM5X6	FFCB 0.430 09/23/2024	50,000,000	17,917	1,336	-	19,253
Federal Agencies	3133EMRZ7	FFCB 0.250 02/26/2024		868	41	-	909
Federal Agencies	3133EMRZ7	FFCB 0.250 02/26/2024		868	41	-	909
Federal Agencies	3133EMRZ7	FFCB 0.250 02/26/2024		17,361	822	-	18,183
Federal Agencies	3133EMTW2	FFCB 0.300 03/18/2024	50,000,000	12,500	1,601	-	14,101
Federal Agencies	3133EMTW2	FFCB 0.300 03/18/2024	50,000,000	12,500	1,602	-	14,102
Federal Agencies	3133EMV25	FFCB 0.450 07/23/2024	50,000,000	18,750	(2,466)	-	16,284
Federal Agencies	3133EMWT5	FFCB 0.600 04/21/2025	50,000,000	25,000	526	-	25,526
Federal Agencies	3133EMWV0	FFCB 0.350 04/22/2024	39,000,000	11,375	(292)	-	11,083
Federal Agencies	3133EMWV0	FFCB 0.350 04/22/2024	29,424,000	8,582	(220)	-	8,362
Federal Agencies	3133EMWV0	FFCB 0.350 04/22/2024	16,545,000	4,826	(124)	-	4,702
Federal Agencies	3133EMZ21	FFCB 0.690 04/06/2026	15,500,000	8,913	713	-	9,626
Federal Agencies	3133EN2L3	FFCB 4.125 05/17/2027	21,000,000	72,188	230	-	72,417
Federal Agencies	3133EN2L3	FFCB 4.125 05/17/2027	5,000,000	17,188	61	-	17,248
Federal Agencies	3133EN2L3	FFCB 4.125 05/17/2027	4,650,000	15,984	57	-	16,041
Federal Agencies	3133EN2L3	FFCB 4.125 05/17/2027	25,000,000	85,938	305	-	86,242
Federal Agencies	3133EN4B3	FFCB 4.250 06/13/2025	15,000,000	53,125	369	-	53,494
Federal Agencies	3133EN4B3	FFCB 4.250 06/13/2025	15,000,000	53,125	324	-	53,449

Monthly Investment Earnings

Pooled Fund

<u>Type of Investment</u>	<u>CUSIP</u>	<u>Issuer Name</u>	<u>Par Value</u>	<u>Accrued Interest Earned</u>	<u>(Amortization) / Accretion</u>	<u>Realized Gain/(Loss)</u>	<u>Total Earnings</u>
Federal Agencies	3133EN4B3	FFCB 4.250 06/13/2025	15,000,000	53,125	348	-	53,473
Federal Agencies	3133EN4N7	FFCB 4.250 12/20/2024	25,000,000	88,542	1,805	-	90,347
Federal Agencies	3133EN4N7	FFCB 4.250 12/20/2024	10,000,000	35,417	678	-	36,095
Federal Agencies	3133EN4N7	FFCB 4.250 12/20/2024	25,000,000	88,542	1,805	-	90,347
Federal Agencies	3133EN5E6	FFCB 4.000 12/29/2025	15,000,000	50,000	1,199	-	51,199
Federal Agencies	3133EN5E6	FFCB 4.000 12/29/2025	25,000,000	83,333	2,018	-	85,351
Federal Agencies	3133EN5E6	FFCB 4.000 12/29/2025	20,000,000	66,667	1,598	-	68,265
Federal Agencies	3133EN6A3	FFCB 4.000 01/13/2026	30,000,000	100,000	603	-	100,603
Federal Agencies	3133EN6A3	FFCB 4.000 01/13/2026	20,000,000	66,667	466	-	67,132
Federal Agencies	3133ENEG1	FFCB 1.050 11/17/2025	55,000,000	48,125	1,528	-	49,653
Federal Agencies	3133ENEG1	FFCB 1.050 11/17/2025	39,675,000	34,716	1,047	-	35,763
Federal Agencies	3133ENEJ5	FFCB 0.875 11/18/2024	50,000,000	36,458	1,521	-	37,980
Federal Agencies	3133ENEJ5	FFCB 0.875 11/18/2024	10,000,000	7,292	304	-	7,596
Federal Agencies	3133ENEJ5	FFCB 0.875 11/18/2024	10,000,000	7,292	304	-	7,596
Federal Agencies	3133ENGQ7	FFCB 0.920 12/09/2024	50,000,000	38,333	397	-	38,730
Federal Agencies	3133ENGQ7	FFCB 0.920 12/09/2024	50,000,000	38,333	979	-	39,312
Federal Agencies	3133ENHM5	FFCB 1.170 12/16/2025	45,000,000	43,875	911	-	44,786
Federal Agencies	3133ENHM5	FFCB 1.170 12/16/2025	50,000,000	48,750	1,012	-	49,762
Federal Agencies	3133ENJ35	FFCB 3.320 02/25/2026	35,000,000	96,833	959	-	97,793
Federal Agencies	3133ENJ84	FFCB 3.375 08/26/2024	50,000,000	140,625	3,313	-	143,938
Federal Agencies	3133ENKS8	FFCB 1.125 01/06/2025	20,000,000	18,750	1,196	-	19,946
Federal Agencies	3133ENKS8	FFCB 1.125 01/06/2025	25,000,000	23,438	1,495	-	24,933
Federal Agencies	3133ENKS8	FFCB 1.125 01/06/2025	25,000,000	23,438	1,495	-	24,933
Federal Agencies	3133ENP79	FFCB 4.250 09/26/2024	50,000,000	177,083	159	-	177,242
Federal Agencies	3133ENRD4	FFCB 1.680 03/10/2027	48,573,000	68,002	18,180	-	86,183
Federal Agencies	3133ENTS9	FFCB 2.600 04/05/2027	24,500,000	53,083	1,954	-	55,038
Federal Agencies	3133ENTS9	FFCB 2.600 04/05/2027	22,500,000	48,750	1,711	-	50,461
Federal Agencies	3133ENTS9	FFCB 2.600 04/05/2027	25,000,000	54,167	3,115	-	57,281
Federal Agencies	3133ENUD0	FFCB 2.640 04/08/2026	20,000,000	44,000	770	-	44,770
Federal Agencies	3133ENUD0	FFCB 2.640 04/08/2026	30,000,000	66,000	1,155	-	67,155
Federal Agencies	3133ENWP1	FFCB 2.625 05/16/2024	45,000,000	98,438	2,410	-	100,848
Federal Agencies	3133ENWP1	FFCB 2.625 05/16/2024	50,000,000	109,375	2,678	-	112,053
Federal Agencies	3133ENXE5	FFCB 2.850 05/23/2025	6,000,000	14,250	222	-	14,472
Federal Agencies	3133ENXE5	FFCB 2.850 05/23/2025	20,000,000	47,500	741	-	48,241
Federal Agencies	3133ENYH7	FFCB 2.625 06/10/2024	100,000,000	218,750	5,118	-	223,868
Federal Agencies	3133ENYQ7	FFCB 2.950 06/13/2025	50,000,000	122,917	648	-	123,565
Federal Agencies	3133ENYX2	FFCB 3.250 06/17/2024	50,000,000	135,417	1,190	-	136,607
Federal Agencies	3133ENYX2	FFCB 3.250 06/17/2024	25,000,000	67,708	1,170	-	68,879
Federal Agencies	3133ENYX2	FFCB 3.250 06/17/2024	25,000,000	67,708	1,160	-	68,869
Federal Agencies	3133ENZ37	FFCB 4.875 01/10/2025	20,000,000	81,250	44	-	81,294
Federal Agencies	3133ENZ37	FFCB 4.875 01/10/2025	10,000,000	40,625	22	-	40,647
Federal Agencies	3133ENZ37	FFCB 4.875 01/10/2025	20,000,000	81,250	15	-	81,265
Federal Agencies	3133ENZ94	FFCB 4.500 11/18/2024	25,000,000	93,750	1,051	-	94,801
Federal Agencies	3133ENZK9	FFCB 3.240 06/28/2027	27,865,000	75,236	(3,736)	-	71,500
Federal Agencies	3133ENZS2	FFCB 3.100 06/28/2024	25,000,000	64,583	496	-	65,079
Federal Agencies	3133ENZS2	FFCB 3.100 06/28/2024	50,000,000	129,167	1,071	-	130,238
Federal Agencies	3133ENZS2	FFCB 3.100 06/28/2024	25,000,000	64,583	536	-	65,119
Federal Agencies	3133EPAG0	FFCB 4.250 02/10/2025	29,875,000	105,807	6,305	-	112,113
Federal Agencies	3133EPAG0	FFCB 4.250 02/10/2025	10,000,000	35,417	2,095	-	37,511

Monthly Investment Earnings

Pooled Fund

<u>Type of Investment</u>	<u>CUSIP</u>	<u>Issuer Name</u>	<u>Par Value</u>	<u>Accrued Interest Earned</u>	<u>(Amortization) / Accretion</u>	<u>Realized Gain/(Loss)</u>	<u>Total Earnings</u>
Federal Agencies	3133EPBF1	FFCB 4.875 08/21/2024	10,000,000	40,625	228	-	40,853
Federal Agencies	3133EPBF1	FFCB 4.875 08/21/2024	25,000,000	101,563	530	-	102,093
Federal Agencies	3133EPBF1	FFCB 4.875 08/21/2024	20,000,000	81,250	424	-	81,674
Federal Agencies	3133EPBJ3	FFCB 4.375 02/23/2026	50,000,000	182,292	2,170	-	184,461
Federal Agencies	3133EPBJ3	FFCB 4.375 02/23/2026	25,000,000	91,146	1,230	-	92,376
Federal Agencies	3133EPBJ3	FFCB 4.375 02/23/2026	28,000,000	102,083	1,215	-	103,298
Federal Agencies	3133EPBM6	FFCB 4.125 08/23/2027	10,000,000	34,375	459	-	34,834
Federal Agencies	3133EPC45	FFCB 4.625 11/13/2028	12,000,000	46,250	253	-	46,503
Federal Agencies	3133EPC45	FFCB 4.625 11/13/2028	20,000,000	77,083	451	-	77,534
Federal Agencies	3133EPC45	FFCB 4.625 11/13/2028	55,000,000	211,979	1,234	-	213,213
Federal Agencies	3133EPC60	FFCB 4.625 11/15/2027	27,950,000	107,724	2,302	-	110,026
Federal Agencies	3133EPC60	FFCB 4.625 11/15/2027	33,300,000	128,344	2,750	-	131,093
Federal Agencies	3133EPDL6	FFCB 4.850 10/01/2025	50,000,000	202,083	-	-	202,083
Federal Agencies	3133EPHD0	FFCB 4.500 10/28/2024	20,000,000	75,000	1,669	-	76,669
Federal Agencies	3133EPHD0	FFCB 4.500 10/28/2024	25,000,000	93,750	2,166	-	95,916
Federal Agencies	3133EPJX4	FFCB 3.625 02/17/2026	30,000,000	90,625	2,721	-	93,346
Federal Agencies	3133EPJX4	FFCB 3.625 02/17/2026	25,000,000	75,521	2,059	-	77,580
Federal Agencies	3133EPKA2	FFCB 4.000 08/18/2025	26,500,000	88,333	570	-	88,903
Federal Agencies	3133EPKA2	FFCB 4.000 08/18/2025	30,000,000	100,000	645	-	100,645
Federal Agencies	3133EPKA2	FFCB 4.000 08/18/2025	25,000,000	83,333	634	-	83,968
Federal Agencies	3133EPMU6	FFCB 4.250 06/15/2026	30,000,000	106,250	1,286	-	107,536
Federal Agencies	3133EPMU6	FFCB 4.250 06/15/2026	20,000,000	70,833	815	-	71,648
Federal Agencies	3133EPMU6	FFCB 4.250 06/15/2026	24,700,000	87,479	1,582	-	89,061
Federal Agencies	3133EPMV4	FFCB 4.125 06/15/2027	28,940,000	99,481	557	-	100,038
Federal Agencies	3133EPNG6	FFCB 4.375 06/23/2026	50,000,000	182,292	701	-	182,993
Federal Agencies	3133EPNG6	FFCB 4.375 06/23/2026	25,000,000	91,146	351	-	91,496
Federal Agencies	3133EPNG6	FFCB 4.375 06/23/2026	25,000,000	91,146	351	-	91,496
Federal Agencies	3133EPP66	FFCB 4.000 05/20/2027	31,000,000	103,333	2,192	-	105,525
Federal Agencies	3133EPP66	FFCB 4.000 05/20/2027	58,850,000	196,167	4,366	-	200,533
Federal Agencies	3133EPSK2	FFCB 4.250 08/07/2028	19,500,000	69,063	1,393	-	70,455
Federal Agencies	3133EPSW6	FFCB 4.500 08/14/2026	50,000,000	187,500	3,043	-	190,543
Federal Agencies	3133EPUN3	FFCB 4.500 08/28/2028	10,000,000	37,500	332	-	37,832
Federal Agencies	3133EPUN3	FFCB 4.500 08/28/2028	25,000,000	93,750	897	-	94,647
Federal Agencies	3133EPUN3	FFCB 4.500 08/28/2028	15,000,000	56,250	590	-	56,840
Federal Agencies	3133EPUN3	FFCB 4.500 08/28/2028	33,000,000	123,750	1,509	-	125,259
Federal Agencies	3133EPVP7	FFCB 4.750 07/08/2026	19,000,000	75,208	426	-	75,635
Federal Agencies	3133EPVP7	FFCB 4.750 07/08/2026	10,000,000	39,583	233	-	39,816
Federal Agencies	3133EPVP7	FFCB 4.750 07/08/2026	21,000,000	83,125	483	-	83,608
Federal Agencies	3133EPVY8	FFCB 5.000 09/15/2025	8,230,000	34,292	235	-	34,527
Federal Agencies	3133EPVY8	FFCB 5.000 09/15/2025	15,000,000	62,500	720	-	63,220
Federal Agencies	3133EPVY8	FFCB 5.000 09/15/2025	20,000,000	83,333	960	-	84,293
Federal Agencies	3133EPX91	FFCB 4.125 01/25/2027	35,000,000	120,313	1,167	-	121,479
Federal Agencies	3133EPX91	FFCB 4.125 01/25/2027	50,000,000	171,875	1,773	-	173,648
Federal Agencies	3133EPX91	FFCB 4.125 01/25/2027	25,000,000	85,938	833	-	86,771
Federal Agencies	3133EPX91	FFCB 4.125 01/25/2027	10,000,000	34,375	355	-	34,730
Federal Agencies	3133EPX91	FFCB 4.125 01/25/2027	5,000,000	17,188	189	-	17,377
Federal Agencies	3133EPYW9	FFCB 5.125 10/20/2025	50,000,000	213,542	1,111	-	214,652
Federal Agencies	3133EPYW9	FFCB 5.125 10/20/2025	25,000,000	106,771	575	-	107,346
Federal Agencies	3133EPYW9	FFCB 5.125 10/20/2025	35,000,000	149,479	1,097	-	150,576

Monthly Investment Earnings

Pooled Fund

<u>Type of Investment</u>	<u>CUSIP</u>	<u>Issuer Name</u>	<u>Par Value</u>	<u>Accrued Interest Earned</u>	<u>(Amortization) / Accretion</u>	<u>Realized Gain/(Loss)</u>	<u>Total Earnings</u>
Federal Agencies	3133EPYW9	FFCB 5.125 10/20/2025	24,000,000	102,500	3,037	-	105,537
Federal Agencies	3133EPZA6	FFCB 4.875 10/20/2026	30,000,000	121,875	4,390	-	126,265
Federal Agencies	3133EPZA6	FFCB 4.875 10/20/2026	14,000,000	56,875	2,515	-	59,390
Federal Agencies	3133EPZY4	FFCB 5.000 07/30/2026	25,000,000	104,167	1,827	-	105,994
Federal Agencies	3133EPZY4	FFCB 5.000 07/30/2026	3,000,000	12,500	233	-	12,733
Federal Agencies	3133EPZY4	FFCB 5.000 07/30/2026	9,615,000	40,063	747	-	40,810
Federal Agencies	3133EPZY4	FFCB 5.000 07/30/2026	16,000,000	66,667	1,243	-	67,910
Federal Agencies	3134GYRY0	FHLMC 5.290 11/02/2026	25,000,000	110,208	-	-	110,208
Federal Agencies	3134GYRY0	FHLMC 5.290 11/02/2026	25,000,000	110,208	-	-	110,208
Federal Agencies	3134GYRY0	FHLMC 5.290 11/02/2026	25,000,000	110,208	-	-	110,208
Federal Agencies	3134GYRY0	FHLMC 5.290 11/02/2026	25,000,000	110,208	-	-	110,208
Federal Agencies	3134GYYG1	FHLMC 6.000 08/16/2027		62,500	-	-	62,500
Federal Agencies	3134GYYG1	FHLMC 6.000 08/16/2027		62,500	-	-	62,500
Federal Agencies	3134H1NT6	FHLMC 5.410 01/10/2028	65,000,000	293,042	-	-	293,042
Federal Agencies	3134H1NT6	FHLMC 5.410 01/10/2028	25,000,000	112,708	-	-	112,708
Federal Agencies	3134H1NT6	FHLMC 5.410 01/10/2028	25,000,000	112,708	-	-	112,708
Federal Agencies	313588TT2	FNMDN 0.000 03/01/2024	15,000,000	-	15,181	-	15,181
Federal Agencies	3135G03U5	FNMA 0.625 04/22/2025	50,000,000	26,042	(2,270)	-	23,772
Federal Agencies	3135G03U5	FNMA 0.625 04/22/2025	37,938,000	19,759	13,433	-	33,192
Federal Agencies	3135G03U5	FNMA 0.625 04/22/2025	50,000,000	26,042	17,811	-	43,853
Federal Agencies	3135G04Z3	FNMA 0.500 06/17/2025	10,000,000	4,167	4,741	-	8,908
Federal Agencies	3135G04Z3	FNMA 0.500 06/17/2025	4,655,000	1,940	2,216	-	4,156
Federal Agencies	3135G05X7	FNMA 0.375 08/25/2025	72,500,000	22,656	11,268	-	33,924
Federal Agencies	3135G05X7	FNMA 0.375 08/25/2025	25,000,000	7,813	5,600	-	13,413
Federal Agencies	3135G0X24	FNMA 1.625 01/07/2025	39,060,000	52,894	(33,607)	-	19,287
Federal Agencies	3135GAFY2	FNMA 5.320 10/03/2024	50,000,000	221,667	-	-	221,667
Federal Agencies	3135GAFY2	FNMA 5.320 10/03/2024	25,000,000	110,833	-	-	110,833
Federal Agencies	3135GAFY2	FNMA 5.320 10/03/2024	25,000,000	110,833	-	-	110,833
Federal Agencies	3135GAG39	FNMA 5.375 12/30/2024	25,000,000	111,979	-	-	111,979
Federal Agencies	3135GAG39	FNMA 5.375 12/30/2024	25,000,000	111,979	-	-	111,979
Federal Agencies	3135GAG39	FNMA 5.375 12/30/2024	25,000,000	111,979	-	-	111,979
Federal Agencies	3135GAG39	FNMA 5.375 12/30/2024	25,000,000	111,979	-	-	111,979
Federal Agencies	3135GANG2	FNMA 5.130 02/18/2028	50,000,000	121,125	-	-	121,125
Federal Agencies	3135GANG2	FNMA 5.130 02/18/2028	25,000,000	60,563	-	-	60,563
Federal Agencies	3135GANG2	FNMA 5.130 02/18/2028	25,000,000	60,563	-	-	60,563
Federal Agencies	3137EAEP0	FHLMC 1.500 02/12/2025	15,000,000	18,750	184	-	18,934
Federal Agencies	3137EAEP0	FHLMC 1.500 02/12/2025	5,000,000	6,250	61	-	6,311
Federal Agencies	3137EAEP0	FHLMC 1.500 02/12/2025	5,000,000	6,250	61	-	6,311
Federal Agencies	3137EAEP0	FHLMC 1.500 02/12/2025	5,000,000	6,250	61	-	6,311
Federal Agencies	3137EAEP0	FHLMC 1.500 02/12/2025	50,000,000	62,500	612	-	63,112
Federal Agencies	3137EAEP0	FHLMC 1.500 02/12/2025	53,532,000	66,915	(39,931)	-	26,984
Federal Agencies	3137EAEX3	FHLMC 0.375 09/23/2025	22,600,000	7,063	5,309	-	12,372
Subtotals			\$ 6,687,567,000	\$ 17,195,621	\$ 614,151	\$ -	\$ 17,809,772
Public Time Deposits	PPG1KB100	BKSANF 5.440 06/03/2024	\$ 10,000,000	\$ 43,822	\$ -	\$ -	\$ 43,822
Public Time Deposits	PPG2JA6N9	BRIDGE 5.360 06/17/2024	10,000,000	42,586	-	-	42,586
Public Time Deposits	PPG5M8MH8	BKSANF 5.300 07/08/2024	10,000,000	42,694	-	-	42,694
Public Time Deposits	PPG8E735	BRIDGE 5.260 07/15/2024	10,000,000	41,792	-	-	41,792
Subtotals			\$ 40,000,000	\$ 170,895	\$ -	\$ -	\$ 170,895

Monthly Investment Earnings

Pooled Fund

<u>Type of Investment</u>	<u>CUSIP</u>	<u>Issuer Name</u>	<u>Par Value</u>	<u>Accrued Interest Earned</u>	<u>(Amortization) / Accretion</u>	<u>Realized Gain/(Loss)</u>	<u>Total Earnings</u>
Negotiable CDs	06367DAU9	BMOCHG 5.870 06/21/2024	\$ 100,000,000	\$ 472,861	\$ -	\$ -	\$ 472,861
Negotiable CDs	06367DAX3	BMOCHG 6.000 07/01/2024	100,000,000	483,333	-	-	483,333
Negotiable CDs	06367DBJ3	BMOCHG 5.890 06/07/2024	50,000,000	237,236	-	-	237,236
Negotiable CDs	06367DBR5	BMOCHG 5.930 07/01/2024	50,000,000	238,847	-	-	238,847
Negotiable CDs	06367DBW4	BMOCHG 5.970 07/29/2024	50,000,000	240,458	-	-	240,458
Negotiable CDs	06367DCF0	BMOCHG 6.010 08/14/2024	50,000,000	242,069	-	-	242,069
Negotiable CDs	06367DD44	BMOCHG 5.970 09/23/2024	50,000,000	240,458	-	-	240,458
Negotiable CDs	06367DDS1	BMOCHG 5.880 08/09/2024	50,000,000	236,833	-	-	236,833
Negotiable CDs	06367DE43	BMOCHG 5.860 10/21/2024	60,000,000	283,233	-	-	283,233
Negotiable CDs	06367DEK7	BMOCHG 5.800 11/06/2024	50,000,000	233,611	-	-	233,611
Negotiable CDs	06367DFA8	BMOCHG 5.580 10/24/2024	50,000,000	224,750	-	-	224,750
Negotiable CDs	06367DFX8	BMOCHG 5.560 07/01/2024	50,000,000	223,944	-	-	223,944
Negotiable CDs	06417MT47	BNSHOU 5.430 02/09/2024		60,333	-	-	60,333
Negotiable CDs	13606KC38	CIBCNY 5.940 09/09/2024	50,000,000	239,250	-	-	239,250
Negotiable CDs	13606KD78	CIBCNY 5.920 08/12/2024	50,000,000	238,444	-	-	238,444
Negotiable CDs	13606KF92	CIBCNY 5.880 08/16/2024	50,000,000	236,833	-	-	236,833
Negotiable CDs	13606KZN9	CIBCNY 5.920 07/29/2024	60,000,000	286,133	-	-	286,133
Negotiable CDs	13606KZR0	CIBCNY 5.890 07/01/2024	50,000,000	237,236	-	-	237,236
Negotiable CDs	65603APG0	NORNY 5.830 04/23/2024	50,000,000	234,819	-	-	234,819
Negotiable CDs	78015J5K9	RY 5.900 09/09/2024	60,000,000	285,167	-	-	285,167
Negotiable CDs	78015J7F8	RY 5.930 08/12/2024	60,000,000	286,617	-	-	286,617
Negotiable CDs	78015JAK3	RY 5.960 09/23/2024	60,000,000	288,067	-	-	288,067
Negotiable CDs	78015JE37	RY 5.860 08/15/2024	50,000,000	236,028	-	-	236,028
Negotiable CDs	78015JE78	RY 5.860 08/26/2024	50,000,000	236,028	-	-	236,028
Negotiable CDs	78015JHT7	RY 5.530 06/03/2024	60,000,000	267,283	-	-	267,283
Negotiable CDs	78015JJ73	RY 5.480 10/24/2024	50,000,000	220,722	-	-	220,722
Negotiable CDs	78015JXW2	RY 5.890 06/28/2024	50,000,000	237,236	-	-	237,236
Negotiable CDs	89115BH52	TDNY 5.930 10/21/2024	50,000,000	238,847	-	-	238,847
Negotiable CDs	89115BNG1	TDNY 5.850 06/05/2024	50,000,000	235,625	-	-	235,625
Negotiable CDs	89115BNV8	TDNY 5.560 07/01/2024	50,000,000	223,944	-	-	223,944
Negotiable CDs	89115BP95	TDNY 5.580 10/24/2024	50,000,000	224,750	-	-	224,750
Negotiable CDs	89115BRG7	TDNY 6.050 07/01/2024	50,000,000	243,681	-	-	243,681
Negotiable CDs	89115BS84	TDNY 5.910 07/01/2024	50,000,000	238,042	-	-	238,042
Negotiable CDs	89115BSQ4	TDNY 5.930 07/01/2024	50,000,000	238,847	-	-	238,847
Negotiable CDs	89115BV80	TDNY 5.900 07/03/2024	50,000,000	237,639	-	-	237,639
Negotiable CDs	89115BWK2	TDNY 5.580 02/22/2024		162,750	-	-	162,750
Negotiable CDs	89115BXF2	TDNY 5.600 03/06/2024	50,000,000	225,556	-	-	225,556
Subtotals			\$ 1,910,000,000	\$ 9,217,514	\$ -	\$ -	\$ 9,217,514

Monthly Investment Earnings

Pooled Fund

<u>Type of Investment</u>	<u>CUSIP</u>	<u>Issuer Name</u>	<u>Par Value</u>	<u>Accrued Interest Earned</u>	<u>(Amortization) / Accretion</u>	<u>Realized Gain/(Loss)</u>	<u>Total Earnings</u>
Commercial Paper	03785DCF1	APPINC 0.000 03/15/2024	\$ 12,090,000	\$ -	\$ 12,377	\$ -	\$ 12,377
Commercial Paper	59515MD85	MSFT 0.000 04/08/2024	50,000,000	-	214,681	-	214,681
Commercial Paper	59515MDA0	MSFT 0.000 04/10/2024	55,000,000	-	236,592	-	236,592
Commercial Paper	59515MDN2	MSFT 0.000 04/22/2024	50,000,000	-	212,667	-	212,667
Commercial Paper	59515ME84	MSFT 0.000 05/08/2024	50,000,000	-	215,083	-	215,083
Commercial Paper	59515ME84	MSFT 0.000 05/08/2024	50,000,000	-	215,083	-	215,083
Commercial Paper	62479LBC8	MUFGBK 0.000 02/12/2024	-	-	34,467	-	34,467
Commercial Paper	62479LBP9	MUFGBK 0.000 02/23/2024	-	-	172,639	-	172,639
Commercial Paper	62479LCD5	MUFGBK 0.000 03/13/2024	50,000,000	-	227,569	-	227,569
Commercial Paper	62479LCR4	MUFGBK 0.000 03/25/2024	60,000,000	-	274,533	-	274,533
Commercial Paper	62479LCR4	MUFGBK 0.000 03/25/2024	50,000,000	-	226,764	-	226,764
Commercial Paper	62479LCU7	MUFGBK 0.000 03/28/2024	85,000,000	-	380,706	-	380,706
Commercial Paper	62479LD85	MUFGBK 0.000 04/08/2024	50,000,000	-	221,528	-	221,528
Commercial Paper	62479LD85	MUFGBK 0.000 04/08/2024	50,000,000	-	220,319	-	220,319
Commercial Paper	62479LDQ5	MUFGBK 0.000 04/24/2024	75,000,000	-	324,438	-	324,438
Commercial Paper	62479LEQ4	MUFGBK 0.000 05/24/2024	40,000,000	-	59,556	-	59,556
Commercial Paper	62479LFE0	MUFGBK 0.000 06/14/2024	20,000,000	-	29,667	-	29,667
Commercial Paper	62479LFJ9	MUFGBK 0.000 06/18/2024	55,000,000	-	81,583	-	81,583
Commercial Paper	62479LG17	MUFGBK 0.000 07/01/2024	50,000,000	-	227,569	-	227,569
Commercial Paper	89233GCF1	TOYCC 0.000 03/15/2024	50,000,000	-	221,528	-	221,528
Commercial Paper	89233GE36	TOYCC 0.000 05/03/2024	60,000,000	-	270,667	-	270,667
Commercial Paper	89233GE69	TOYCC 0.000 05/06/2024	50,000,000	-	225,556	-	225,556
Commercial Paper	89233GEL6	TOYCC 0.000 05/20/2024	80,000,000	-	339,622	-	339,622
Commercial Paper	89233GG18	TOYCC 0.000 07/01/2024	50,000,000	-	225,958	-	225,958
Commercial Paper	89233GG18	TOYCC 0.000 07/01/2024	50,000,000	-	223,944	-	223,944
Subtotals			\$ 1,192,090,000	\$ -	\$ 5,095,095	\$ -	\$ 5,095,095
Money Market Funds	09248U718	BlackRock Liquidity Funds T-Fund	\$ 78,026,006	\$ 158,766	\$ -	\$ -	\$ 158,766
Money Market Funds	31607A703	Fidelity Govt Portfolio	770,477,919	3,031,327	-	-	3,031,327
Money Market Funds	608919718	Federated Hermes Govt Obligations Fund	547,191,138	717,179	-	-	717,179
Money Market Funds	262006208	Dreyfus Government Cash Management	87,469,698	178,428	-	-	178,428
Money Market Funds	85749T517	State Street Institutional U.S. Govt MMF	735,399,779	2,800,544	-	-	2,800,544
Money Market Funds	61747C319	Morgan Stanley Institutional Liquidity Fund	-	46,907	-	-	46,907
Subtotals			\$ 2,218,564,540	\$ 6,933,150	\$ -	\$ -	\$ 6,933,150
Supranationals	45818WDG8	IADB 0.820 02/27/2026	\$ 19,500,000	\$ 13,325	\$ (1,002)	\$ -	\$ 12,323
Supranationals	4581X0CM8	IADB 2.125 01/15/2025	100,000,000	177,083	(121,032)	-	56,051
Supranationals	4581X0DN5	IADB 0.625 07/15/2025	28,900,000	15,052	8,170	-	23,222
Supranationals	4581X0DZ8	IADB 0.500 09/23/2024	50,000,000	20,833	11,130	-	31,963
Supranationals	4581X0EE4	IADB 3.250 07/01/2024	80,000,000	216,667	317	-	216,984
Supranationals	459056HV2	IBRD 1.500 08/28/2024	50,000,000	62,500	(27,712)	-	34,788
Supranationals	459058JB0	IBRD 0.626 04/22/2025	40,000,000	20,867	(1,822)	-	19,045
Supranationals	45906M3B5	IBRD 1.980 06/14/2024	100,000,000	165,000	-	-	165,000
Supranationals	45906M4C2	IBRD 5.750 06/15/2026	32,000,000	153,333	-	-	153,333
Supranationals	45950VQG4	IFC 0.440 09/23/2024	10,000,000	3,667	2,210	-	5,876
Supranationals	45950VRU2	IFC 4.023 01/26/2026	100,000,000	335,250	-	-	335,250
Subtotals			\$ 610,400,000	\$ 1,183,577	\$ (129,741)	\$ -	\$ 1,053,836
Grand Totals			\$16,133,621,540	\$ 37,794,928	\$ 6,086,547	\$ -	\$ 43,881,474

Investment Transactions

Pooled Fund

For month ended February 29, 2024

Accounting ID	Transaction Type	Cusip	Description	Price	Settlement Date	Posted Date	Par Value	Principal	Accrued Interest	Total
57844	Buy	91282CHL8	T 4.625 06/30/2025	99.95313	02/06/2024	02/06/2024	50,000,000.00	49,976,562.50	235,061.81	50,211,624.31
57845	Buy	91282CHK0	T 4.000 06/30/2028	99.35547	02/06/2024	02/06/2024	50,000,000.00	49,677,734.38	203,296.70	49,881,031.08
57846	Buy	3135GANG2	FNMA 5.130 02/18/2028	100.00000	02/14/2024	02/14/2024	50,000,000.00	50,000,000.00	0.00	50,000,000.00
57847	Buy	3135GANG2	FNMA 5.130 02/18/2028	100.00000	02/14/2024	02/14/2024	25,000,000.00	25,000,000.00	0.00	25,000,000.00
57848	Buy	3135GANG2	FNMA 5.130 02/18/2028	100.00000	02/14/2024	02/14/2024	25,000,000.00	25,000,000.00	0.00	25,000,000.00
57851	Buy	62479LEQ4	MUFGBK 0.000 05/24/2024	98.60044	02/20/2024	02/20/2024	40,000,000.00	39,440,177.78	0.00	39,440,177.78
57852	Buy	62479LFE0	MUFGBK 0.000 06/14/2024	98.29417	02/20/2024	02/20/2024	20,000,000.00	19,658,833.33	0.00	19,658,833.33
57853	Buy	62479LFJ9	MUFGBK 0.000 06/18/2024	98.23483	02/20/2024	02/20/2024	55,000,000.00	54,029,158.33	0.00	54,029,158.33
57854	Buy	313384Y26	FHDN 0.000 07/05/2024	98.07250	02/21/2024	02/21/2024	25,000,000.00	24,518,125.00	0.00	24,518,125.00
57855	Buy	313384ZT9	FHDN 0.000 07/23/2024	97.82825	02/21/2024	02/21/2024	15,000,000.00	14,674,237.50	0.00	14,674,237.50
57856	Buy	313384TL3	FHDN 0.000 02/23/2024	99.98564	02/22/2024	02/22/2024	100,000,000.00	99,985,638.89	0.00	99,985,638.89
57857	Buy	313312TL4	FFCBND 0.000 02/23/2024	99.98564	02/22/2024	02/22/2024	100,000,000.00	99,985,638.89	0.00	99,985,638.89
57858	Buy	912797JF5	B 0.000 02/27/2024	99.94164	02/23/2024	02/23/2024	100,000,000.00	99,941,644.44	0.00	99,941,644.44
57859	Buy	03785DCF1	APPINC 0.000 03/15/2024	99.69288	02/23/2024	02/23/2024	12,090,000.00	12,052,868.59	0.00	12,052,868.59
57860	Buy	313588TT2	FNMDN 0.000 03/01/2024	99.89879	02/23/2024	02/23/2024	15,000,000.00	14,984,818.75	0.00	14,984,818.75
57861	Buy	91282CHK0	T 4.000 06/30/2028	98.59766	02/27/2024	02/27/2024	50,000,000.00	49,298,828.13	318,681.32	49,617,509.45
			Activity Total				732,090,000.00	728,224,266.51	757,039.83	728,981,306.34
57632	Maturity	313384ST7	FHDN 0.000 02/06/2024	100.00000	02/06/2024	02/06/2024	10,650,000.00	10,650,000.00	0.00	10,650,000.00
57587	Maturity	06417MT47	BNSHOU 5.430 02/09/2024	100.00000	02/09/2024	02/09/2024	50,000,000.00	50,000,000.00	0.00	50,000,000.00
57782	Maturity	62479LBC8	MUFGBK 0.000 02/12/2024	100.00000	02/12/2024	02/12/2024	20,000,000.00	20,000,000.00	0.00	20,000,000.00
47201	Maturity	3130AFW94	FHLB 2.500 02/13/2024	100.00000	02/13/2024	02/13/2024	39,010,000.00	39,010,000.00	0.00	39,010,000.00
46451	Maturity	3133ELNE0	FFCB 1.430 02/14/2024	100.00000	02/14/2024	02/14/2024	20,495,000.00	20,495,000.00	0.00	20,495,000.00
47347	Maturity	912828B66	T 2.750 02/15/2024	100.00000	02/15/2024	02/15/2024	50,000,000.00	50,000,000.00	0.00	50,000,000.00
57593	Maturity	3130AUYG3	FHLB 5.100 02/16/2024	100.00000	02/16/2024	02/16/2024	25,000,000.00	25,000,000.00	0.00	25,000,000.00
57719	Full Call	3134GYG1	FHLMC 6.000 08/16/2027	100.00000	02/16/2024	02/16/2024	25,000,000.00	25,000,000.00	0.00	25,000,000.00
57720	Full Call	3134GYG1	FHLMC 6.000 08/16/2027	100.00000	02/16/2024	02/16/2024	25,000,000.00	25,000,000.00	0.00	25,000,000.00
57599	Maturity	89115BWK2	TDNY 5.580 02/22/2024	100.00000	02/22/2024	02/22/2024	50,000,000.00	50,000,000.00	0.00	50,000,000.00
57857	Maturity	313312TL4	FFCBND 0.000 02/23/2024	100.00000	02/23/2024	02/23/2024	100,000,000.00	100,000,000.00	0.00	100,000,000.00
57856	Maturity	313384TL3	FHDN 0.000 02/23/2024	100.00000	02/23/2024	02/23/2024	100,000,000.00	100,000,000.00	0.00	100,000,000.00
57778	Maturity	62479LBP9	MUFGBK 0.000 02/23/2024	100.00000	02/23/2024	02/23/2024	50,000,000.00	50,000,000.00	0.00	50,000,000.00
46934	Maturity	3133EMRZ7	FFCB 0.250 02/26/2024	100.00000	02/26/2024	02/26/2024	5,000,000.00	5,000,000.00	0.00	5,000,000.00
46935	Maturity	3133EMRZ7	FFCB 0.250 02/26/2024	100.00000	02/26/2024	02/26/2024	5,000,000.00	5,000,000.00	0.00	5,000,000.00
46936	Maturity	3133EMRZ7	FFCB 0.250 02/26/2024	100.00000	02/26/2024	02/26/2024	100,000,000.00	100,000,000.00	0.00	100,000,000.00
57858	Maturity	912797JF5	B 0.000 02/27/2024	100.00000	02/27/2024	02/27/2024	100,000,000.00	100,000,000.00	0.00	100,000,000.00
47326	Maturity	3130ARHG9	FHLB 2.125 02/28/2024	100.00000	02/28/2024	02/28/2024	25,000,000.00	25,000,000.00	0.00	25,000,000.00
47327	Maturity	3130ARHG9	FHLB 2.125 02/28/2024	100.00000	02/28/2024	02/28/2024	11,000,000.00	11,000,000.00	0.00	11,000,000.00
			Activity Total				811,155,000.00	811,155,000.00	0.00	811,155,000.00

Interest Received Pooled Fund

For month ended February 29, 2024

Accounting ID	Transaction Type	Cusip	Description	Date Posted	Interest Received	Purchased Interest Adjustment	Net Interest
57583	Interest Income	3130AUTC8	FHLB 4.010 02/06/2026	02/06/2024	423,055.00		423,055.00
57712	Interest Income	3133EPSK2	FFCB 4.250 08/07/2028	02/07/2024	414,375.00		414,375.00
57587	Interest Income	06417MT47	BNSHOU 5.430 02/09/2024	02/09/2024	2,745,166.65		2,745,166.65
46425	Interest Income	3137EAEP0	FHLMC 1.500 02/12/2025	02/12/2024	37,500.00		37,500.00
46426	Interest Income	3137EAEP0	FHLMC 1.500 02/12/2025	02/12/2024	375,000.00		375,000.00
47022	Interest Income	3137EAEP0	FHLMC 1.500 02/12/2025	02/12/2024	401,490.00		401,490.00
46422	Interest Income	3137EAEP0	FHLMC 1.500 02/12/2025	02/12/2024	112,500.00		112,500.00
46423	Interest Income	3137EAEP0	FHLMC 1.500 02/12/2025	02/12/2024	37,500.00		37,500.00
57581	Interest Income	3133EPAG0	FFCB 4.250 02/10/2025	02/12/2024	634,843.75		634,843.75
57582	Interest Income	3133EPAG0	FFCB 4.250 02/10/2025	02/12/2024	212,500.00		212,500.00
46424	Interest Income	3137EAEP0	FHLMC 1.500 02/12/2025	02/12/2024	37,500.00		37,500.00
47201	Interest Income	3130AFW94	FHLB 2.500 02/13/2024	02/13/2024	487,625.00		487,625.00
57585	Interest Income	3130AUVZ4	FHLB 4.500 02/13/2025	02/13/2024	1,125,000.00		1,125,000.00
46451	Interest Income	3133ELNE0	FFCB 1.430 02/14/2024	02/14/2024	146,539.25		146,539.25
47145	Interest Income	91282CCT6	T 0.375 08/15/2024	02/15/2024	93,750.00		93,750.00
47347	Interest Income	912828B66	T 2.750 02/15/2024	02/15/2024	687,500.00		687,500.00
57717	Interest Income	3133EPSW6	FFCB 4.500 08/14/2026	02/16/2024	1,125,000.00		1,125,000.00
57719	Interest Income	3134GYYG1	FHLMC 6.000 08/16/2027	02/16/2024	750,000.00		750,000.00
57720	Interest Income	3134GYYG1	FHLMC 6.000 08/16/2027	02/16/2024	750,000.00		750,000.00
57593	Interest Income	3130AUYG3	FHLB 5.100 02/16/2024	02/16/2024	637,500.00		637,500.00
57660	Interest Income	3133EPJX4	FFCB 3.625 02/17/2026	02/20/2024	543,750.00		543,750.00
57661	Interest Income	3133EPJX4	FFCB 3.625 02/17/2026	02/20/2024	453,125.00		453,125.00
57662	Interest Income	3133EPKA2	FFCB 4.000 08/18/2025	02/20/2024	530,000.00		530,000.00
57663	Interest Income	3133EPKA2	FFCB 4.000 08/18/2025	02/20/2024	600,000.00		600,000.00
57664	Interest Income	3133EPKA2	FFCB 4.000 08/18/2025	02/20/2024	500,000.00		500,000.00
57589	Interest Income	3133EPBF1	FFCB 4.875 08/21/2024	02/21/2024	243,750.00		243,750.00
57590	Interest Income	3133EPBF1	FFCB 4.875 08/21/2024	02/21/2024	609,375.00		609,375.00
57591	Interest Income	3133EPBF1	FFCB 4.875 08/21/2024	02/21/2024	487,500.00		487,500.00
57599	Interest Income	89115BWK2	TDNY 5.580 02/22/2024	02/22/2024	2,774,500.00		2,774,500.00
57595	Interest Income	3133EPBJ3	FFCB 4.375 02/23/2026	02/23/2024	546,875.00		546,875.00
57596	Interest Income	3133EPBJ3	FFCB 4.375 02/23/2026	02/23/2024	612,500.00		612,500.00
57597	Interest Income	3133EPBM6	FFCB 4.125 08/23/2027	02/23/2024	206,250.00		206,250.00
57594	Interest Income	3133EPBJ3	FFCB 4.375 02/23/2026	02/23/2024	1,093,750.00		1,093,750.00
46934	Interest Income	3133EMRZ7	FFCB 0.250 02/26/2024	02/26/2024	6,250.00		6,250.00
46935	Interest Income	3133EMRZ7	FFCB 0.250 02/26/2024	02/26/2024	6,250.00		6,250.00
46936	Interest Income	3133EMRZ7	FFCB 0.250 02/26/2024	02/26/2024	125,000.00		125,000.00
46937	Interest Income	3135G05X7	FNMA 0.375 08/25/2025	02/26/2024	135,937.50		135,937.50
46955	Interest Income	3135G05X7	FNMA 0.375 08/25/2025	02/26/2024	46,875.00		46,875.00
47433	Interest Income	3133ENJ35	FFCB 3.320 02/25/2026	02/26/2024	581,000.00		581,000.00
47441	Interest Income	3133ENJ84	FFCB 3.375 08/26/2024	02/26/2024	843,750.00		843,750.00
47144	Interest Income	45818WDG8	IADB 0.820 02/27/2026	02/27/2024	79,950.00		79,950.00
57602	Interest Income	3130AV7L0	FHLB 5.000 02/28/2025	02/28/2024	625,000.00		625,000.00
57603	Interest Income	3130AV7L0	FHLB 5.000 02/28/2025	02/28/2024	875,000.00		875,000.00
57729	Interest Income	3133EPUN3	FFCB 4.500 08/28/2028	02/28/2024	225,000.00		225,000.00
57730	Interest Income	3133EPUN3	FFCB 4.500 08/28/2028	02/28/2024	562,500.00		562,500.00
57731	Interest Income	3133EPUN3	FFCB 4.500 08/28/2028	02/28/2024	337,500.00		337,500.00
57732	Interest Income	3133EPUN3	FFCB 4.500 08/28/2028	02/28/2024	742,500.00		742,500.00
47194	Interest Income	459056HV2	IBRD 1.500 08/28/2024	02/28/2024	375,000.00		375,000.00

Interest Received Pooled Fund

Accounting ID	Transaction Type	Cusip	Description	Date Posted	Interest Received	Purchased Interest Adjustment	Net Interest
47326	Interest Income	3130ARHG9	FHLB 2.125 02/28/2024	02/28/2024	265,625.00		265,625.00
47327	Interest Income	3130ARHG9	FHLB 2.125 02/28/2024	02/28/2024	116,875.00		116,875.00
57814	Interest Income	91282CHX2	T 4.375 08/31/2028	02/29/2024	1,093,750.00	618,990.38	474,759.62
46977	Interest Income	912828ZC7	T 1.125 02/28/2025	02/29/2024	281,250.00		281,250.00
46994	Interest Income	912828ZC7	T 1.125 02/28/2025	02/29/2024	281,250.00		281,250.00
47166	Interest Income	91282CCW9	T 0.750 08/31/2026	02/29/2024	187,500.00		187,500.00
Activity Total					28,229,482.15	618,990.38	27,610,491.77

Money Market Fund Activity

Pooled Fund

For month ended February 29, 2024				
Accounting ID	Description	Activity Date	Transaction Type	Transaction Amount
TSTXX	BlackRock Liquidity Funds T-Fund	02/01/2024	Interest Received	57,487.54
TSTXX	BlackRock Liquidity Funds T-Fund	02/20/2024	Deposit	153,000,000.00
TSTXX	BlackRock Liquidity Funds T-Fund	02/21/2024	Withdrawal	(88,000,000.00)
Activity Total			Net Total	65,057,487.54
FRGXX	Fidelity Govt Portfolio	02/06/2024	Withdrawal	(102,000,000.00)
FRGXX	Fidelity Govt Portfolio	02/07/2024	Withdrawal	(15,000,000.00)
FRGXX	Fidelity Govt Portfolio	02/09/2024	Deposit	38,000,000.00
FRGXX	Fidelity Govt Portfolio	02/13/2024	Deposit	50,000,000.00
FRGXX	Fidelity Govt Portfolio	02/20/2024	Withdrawal	(115,000,000.00)
FRGXX	Fidelity Govt Portfolio	02/20/2024	Deposit	160,000,000.00
FRGXX	Fidelity Govt Portfolio	02/29/2024	Interest Received	3,031,326.59
Activity Total			Net Total	19,031,326.59
GOFXX	Federated Hermes Govt Obligations	02/02/2024	Withdrawal	(40,000,000.00)
GOFXX	Federated Hermes Govt Obligations	02/05/2024	Withdrawal	(35,000,000.00)
GOFXX	Federated Hermes Govt Obligations	02/08/2024	Withdrawal	(35,000,000.00)
GOFXX	Federated Hermes Govt Obligations	02/20/2024	Deposit	160,000,000.00
GOFXX	Federated Hermes Govt Obligations	02/22/2024	Deposit	180,000,000.00
GOFXX	Federated Hermes Govt Obligations	02/27/2024	Deposit	35,000,000.00
GOFXX	Federated Hermes Govt Obligations	02/28/2024	Deposit	48,000,000.00
GOFXX	Federated Hermes Govt Obligations	02/29/2024	Deposit	80,000,000.00
GOFXX	Federated Hermes Govt Obligations	02/29/2024	Interest Received	717,178.58
Activity Total			Net Total	393,717,178.58
DGCXX	Dreyfus Government Cash	02/20/2024	Deposit	160,000,000.00
DGCXX	Dreyfus Government Cash	02/21/2024	Withdrawal	(88,000,000.00)
DGCXX	Dreyfus Government Cash	02/29/2024	Interest Received	178,428.03
Activity Total			Net Total	72,178,428.03
OPGXX	State Street Institutional U.S. Govt MMF	02/12/2024	Withdrawal	(77,000,000.00)
OPGXX	State Street Institutional U.S. Govt MMF	02/14/2024	Withdrawal	(142,000,000.00)
OPGXX	State Street Institutional U.S. Govt MMF	02/16/2024	Deposit	80,000,000.00
OPGXX	State Street Institutional U.S. Govt MMF	02/20/2024	Deposit	160,000,000.00
OPGXX	State Street Institutional U.S. Govt MMF	02/22/2024	Withdrawal	(300,000,000.00)
OPGXX	State Street Institutional U.S. Govt MMF	02/23/2024	Deposit	155,000,000.00
OPGXX	State Street Institutional U.S. Govt MMF	02/26/2024	Deposit	25,000,000.00
OPGXX	State Street Institutional U.S. Govt MMF	02/27/2024	Deposit	95,000,000.00
OPGXX	State Street Institutional U.S. Govt MMF	02/29/2024	Interest Received	2,800,544.32
Activity Total			Net Total	(1,199,455.68)
IMPXX	Morgan Stanley Institutional Liquidity	02/21/2024	Interest Received	46,906.69
IMPXX	Morgan Stanley Institutional Liquidity	02/21/2024	Withdrawal	(16,500,586.49)
Activity Total			Net Total	(16,453,679.80)