

**Office of the Treasurer & Tax Collector
City and County of San Francisco**



José Cisneros, Treasurer

Tajel Shah, Chief Assistant Treasurer
Hubert R White, III CFA, CTP, Chief Investment Officer

Investment Report for the month of April 2024

May 15, 2024

**The Honorable London N. Breed
Mayor of San Francisco
City Hall, Room 200
1 Dr. Carlton B. Goodlett Place
San Francisco, CA 94102-4638**

**The Honorable Board of Supervisors
City and County of San Francisco
City Hall, Room 244
1 Dr. Carlton B. Goodlett Place
San Francisco, CA 94102-4638**

Colleagues,

In accordance with the provisions of California State Government Code, Section 53646, we forward this report detailing the City's pooled fund portfolio as of April 30, 2024. These investments provide sufficient liquidity to meet expenditure requirements for the next six months and are in compliance with our statement of investment policy and California Code.

This correspondence and its attachments show the investment activity for the month of April 2024 for the portfolios under the Treasurer's management. All pricing and valuation data is obtained from Interactive Data Corporation.

CCSF Pooled Fund Investment Earnings Statistics *

<i>(in \$ million)</i>	Current Month		Prior Month	
	Fiscal YTD	April 2024	Fiscal YTD	March 2024
Average Daily Balance	\$ 15,719	\$ 16,707	\$ 15,611	\$ 16,065
Net Earnings	438.33	50.38	387.95	48.33
Earned Income Return	3.35%	3.68%	3.31%	3.55%

CCSF Pooled Fund Statistics *

<i>(in \$ million)</i>	% of Portfolio	Book Value	Market Value	Wtd. Avg. Coupon	Wtd. Avg. YTM	WAM
Investment Type						
U.S. Treasuries	21.13%	\$ 3,652.7	\$ 3,479.1	1.35%	1.56%	656
Federal Agencies	42.76%	7,202.0	7,041.2	3.37%	3.53%	650
Public Time Deposits	0.24%	40.0	40.0	5.34%	5.34%	56
Negotiable CDs	14.46%	2,381.0	2,381.6	5.75%	5.75%	119
Commercial Paper	7.07%	1,164.6	1,164.7	0.00%	5.51%	96
Money Market Funds	10.58%	1,741.8	1,741.8	5.23%	5.23%	1
Supranationals	3.76%	632.7	619.8	2.20%	2.12%	323
Totals	100.0%	\$ 16,814.8	\$ 16,468.2	3.21%	3.70%	457

In the remainder of this report, we provide additional information and analytics at the security-level and portfolio-level, as recommended by the California Debt and Investment Advisory Commission.

Respectfully,

**José Cisneros
Treasurer**

cc: Treasury Oversight Committee: Aimee Brown, Kevin Kone, Brenda Kwee McNulty
Ben Rosenfield - Controller, Office of the Controller
Mark de la Rosa - Director of Audits, Office of the Controller
Mayor's Office of Public Policy and Finance
San Francisco County Transportation Authority
San Francisco Public Library
San Francisco Health Service System

Portfolio Summary

Pooled Fund

As of April 30, 2024

<i>(in \$ million)</i>							
Security Type	Par Value	Book Value	Market Value	Market/Book Price	Current % Allocation	Max. Policy Allocation	Compliant?
U.S. Treasuries	\$ 3,671.0	\$ 3,652.7	\$ 3,479.1	95.25	21.72%	100%	Yes
Federal Agencies	7,211.0	7,202.0	7,041.2	97.77	42.83%	100%	Yes
State & Local Government							
Agency Obligations	-	-	-	-	0.00%	20%	Yes
Public Time Deposits	40.0	40.0	40.0	100.00	0.24%	100%	Yes
Negotiable CDs	2,381.0	2,381.0	2,381.6	100.02	14.16%	30%	Yes
Bankers Acceptances	-	-	-	-	0.00%	40%	Yes
Commercial Paper	1,181.5	1,164.6	1,164.7	100.01	6.93%	25%	Yes
Medium Term Notes	-	-	-	-	0.00%	30%	Yes
Repurchase Agreements	-	-	-	-	0.00%	10%	Yes
Reverse Repurchase/ Securities Lending Agreements	-	-	-	-	0.00%	\$75mm	Yes
Money Market Funds - Government	1,741.8	1,741.8	1,741.8	100.00	10.36%	20%	Yes
LAIF	-	-	-	-	0.00%	\$50mm	Yes
Supranationals	632.7	632.7	619.8	97.97	3.76%	30%	Yes
TOTAL	\$ 16,859.0	\$ 16,814.8	\$ 16,468.2	97.94	100.00%	-	Yes

The City and County of San Francisco uses the following methodology to determine compliance: Compliance is pre-trade and calculated on a book value basis of the overall portfolio value. Cash balances are included in the City's compliance calculations.

Please note the information in this report does not include cash balances. Due to fluctuations in the market value of the securities held in the Pooled Fund and changes in the City's cash position, the allocation limits may be exceeded on a post-trade compliance basis. In these instances, no compliance violation has occurred, as the policy limits were not exceeded prior to trade execution. The full Investment Policy can be found at <https://sftreasurer.org/banking-investments/investments>

Totals may not add due to rounding.

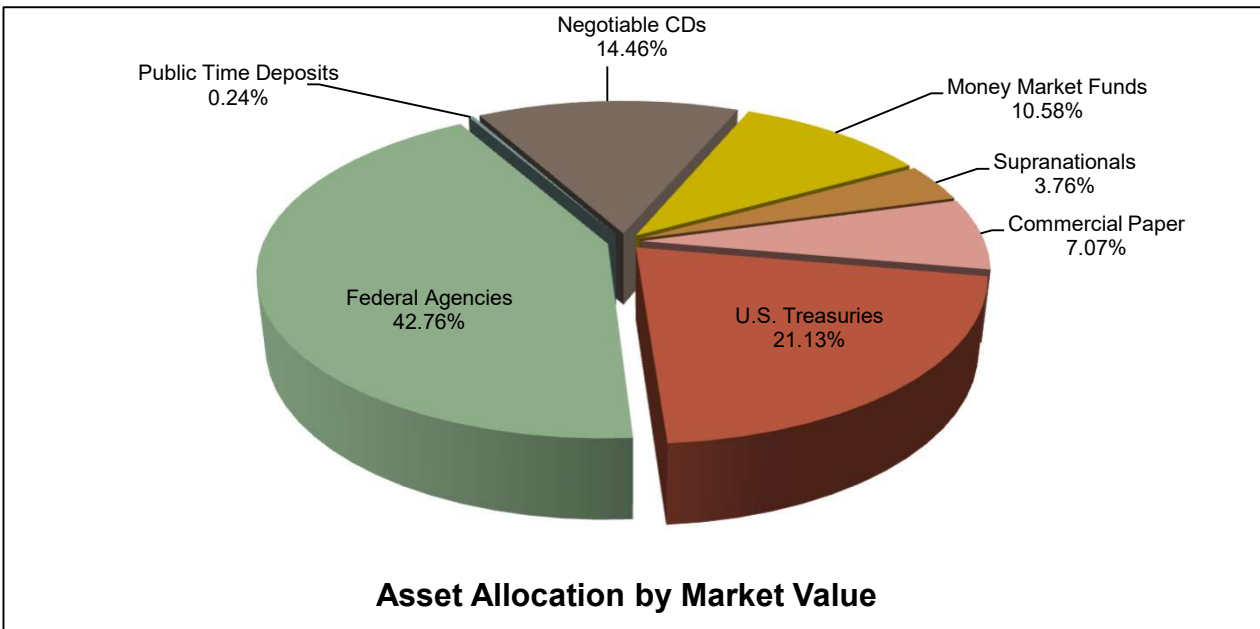
City and County of San Francisco

Pooled Fund Portfolio Statistics

For the month ended April 30, 2024

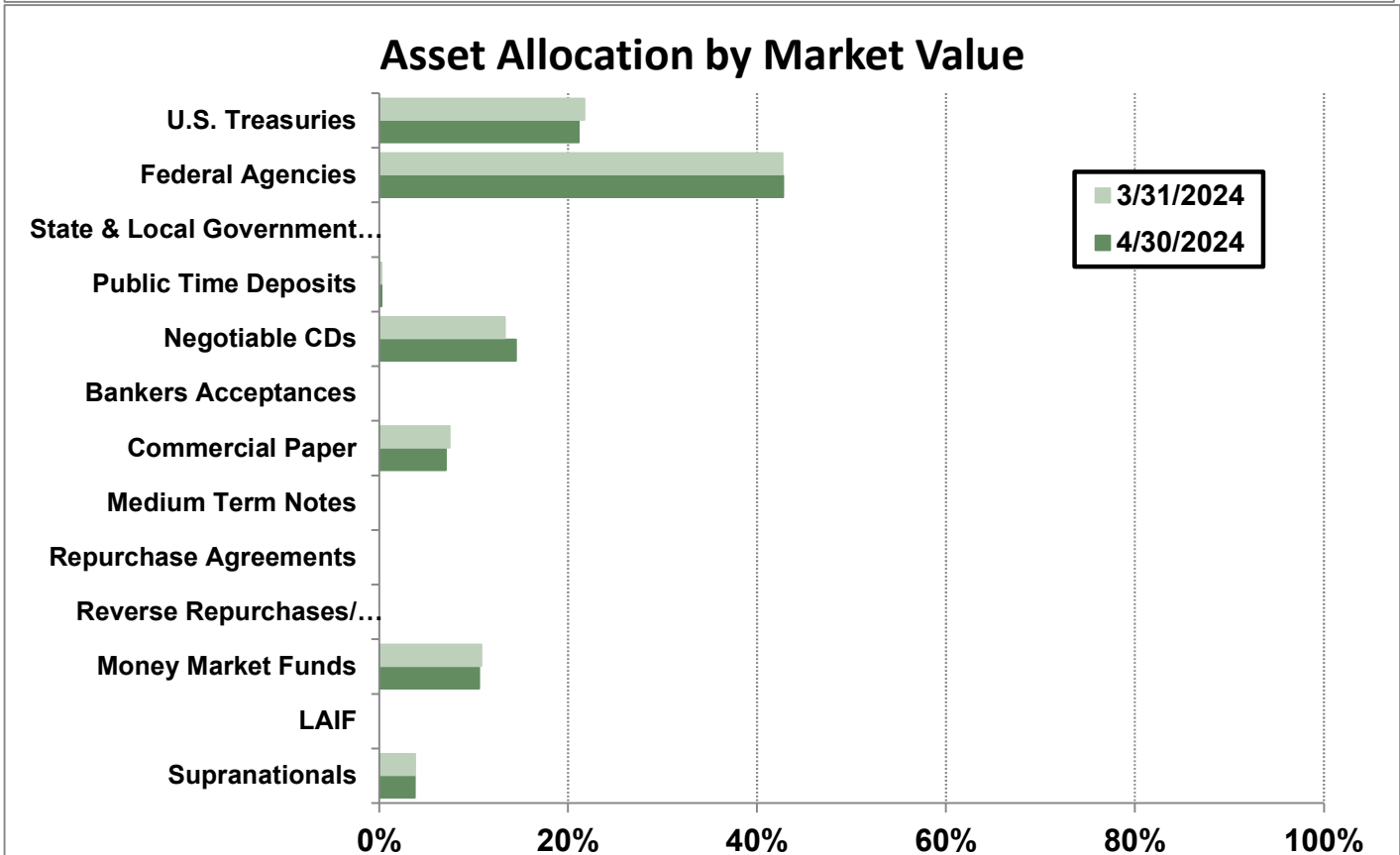
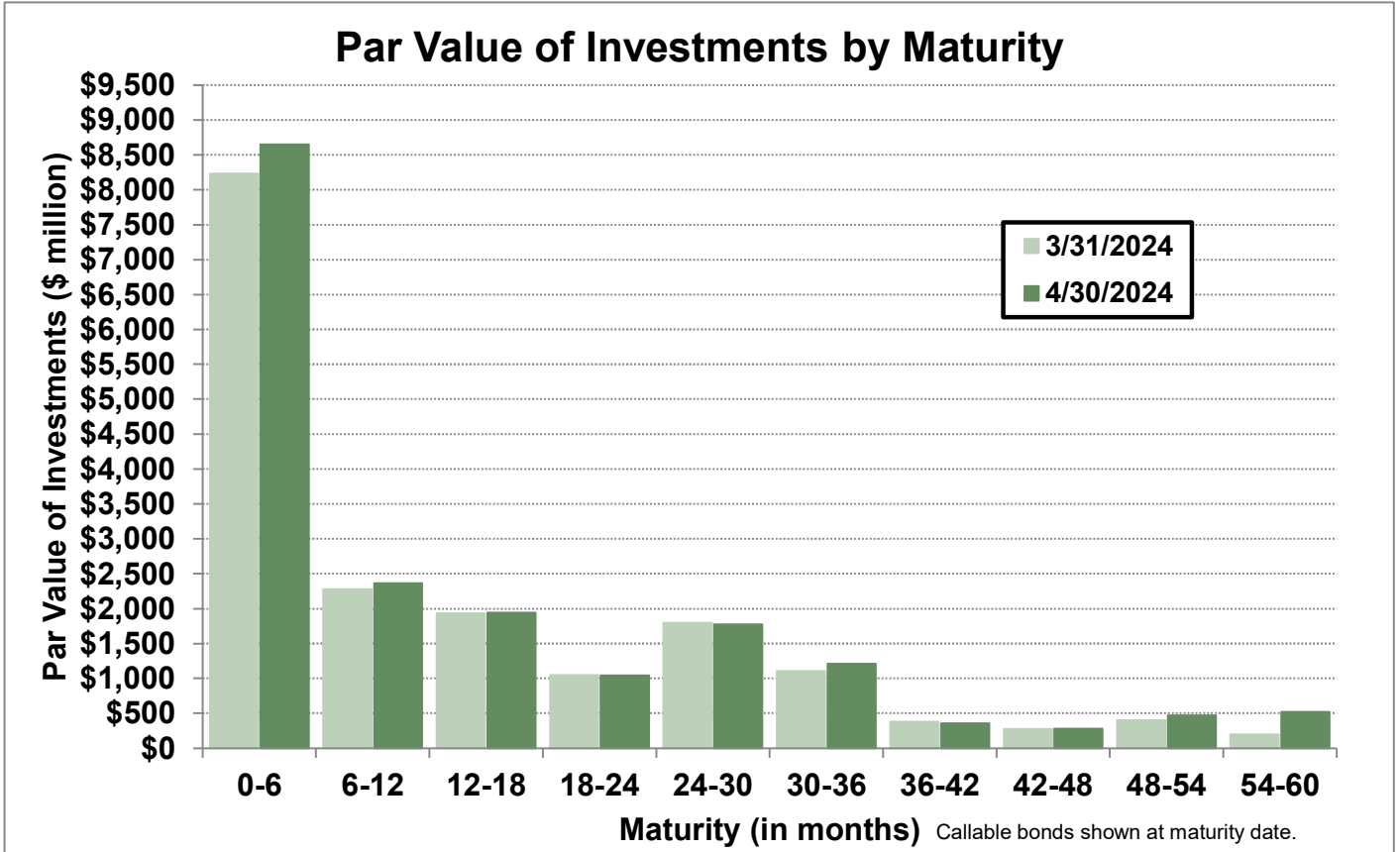
Average Daily Balance	\$16,707,262,124
Net Earnings	\$50,380,642
Earned Income Return	3.68%
Weighted Average Maturity	457 days

Investment Type	(\$ million)	Par Value	Book Value	Market Value
U.S. Treasuries		\$ 3,671.0	\$ 3,652.7	\$ 3,479.1
Federal Agencies		7,211.0	7,202.0	7,041.2
Public Time Deposits		40.0	40.0	40.0
Negotiable CDs		2,381.0	2,381.0	2,381.6
Commercial Paper		1,181.5	1,164.6	1,164.7
Money Market Funds		1,741.8	1,741.8	1,741.8
Supranationals		632.7	632.7	619.8
Total		\$ 16,859.0	\$ 16,814.8	\$ 16,468.2

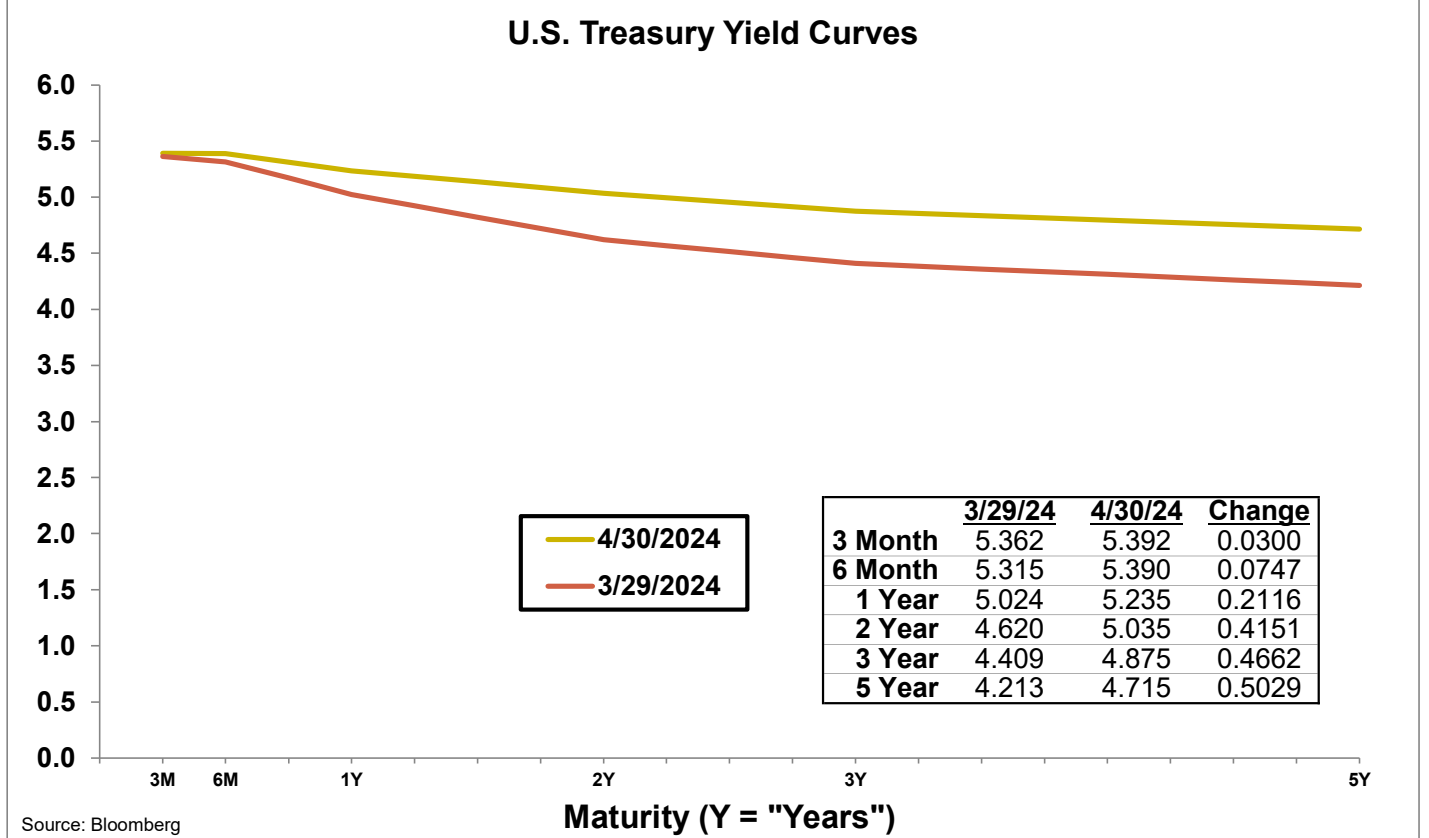
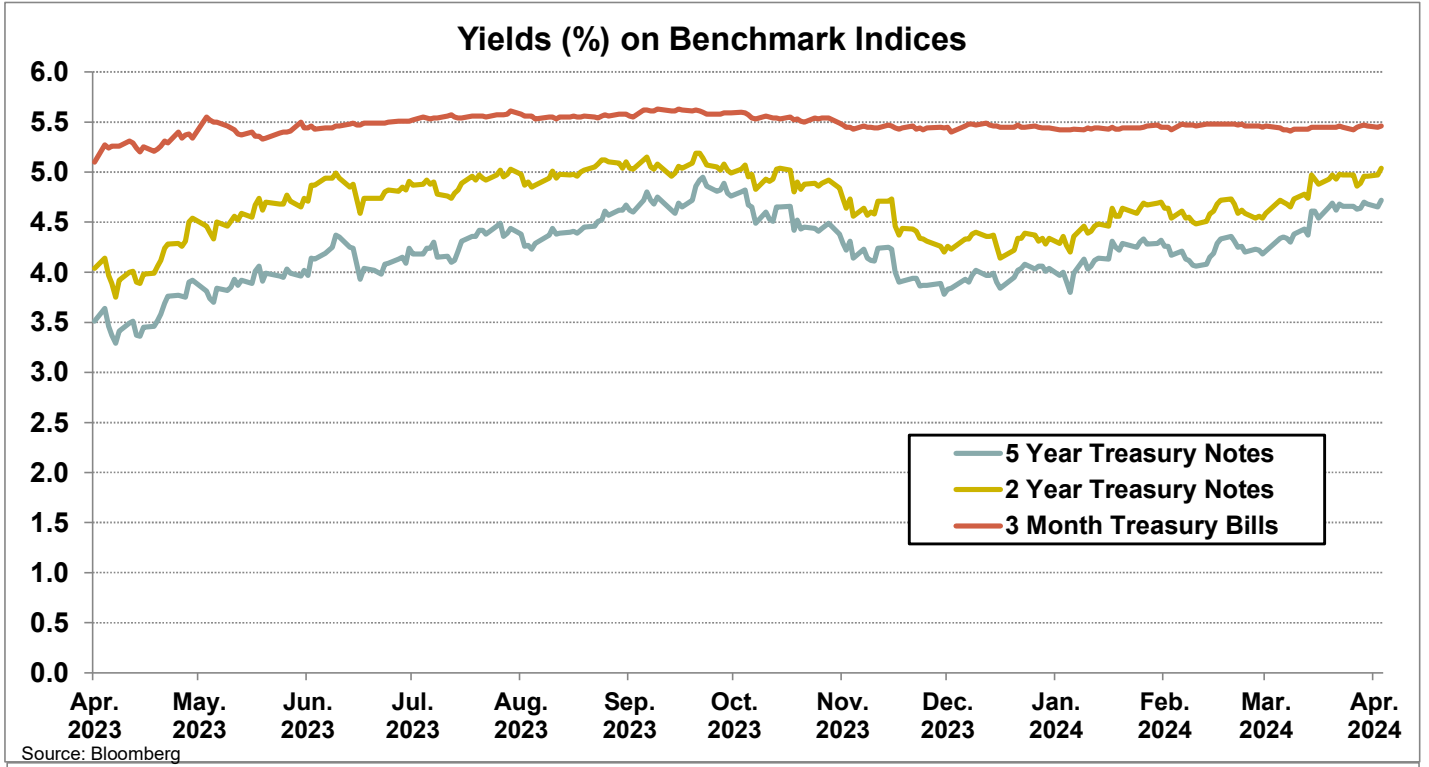


Portfolio Analysis

Pooled Fund



Yield Curves



Investment Inventory

Pooled Fund

As of April 30, 2024

Type of Investment	CUSIP	Issuer Name	Maturity		Coupon	Par Value	Original Cost	Amortized	
			Settle Date	Date				Book Value	Market Value
U.S. Treasuries	912797JW8	U.S. Treasury Bill	4/30/2024	5/14/2024	0.00	\$ 31,000,000	\$ 30,936,383	\$ 30,940,927	\$ 30,937,975
U.S. Treasuries	91282CCC3	U.S. Treasury Note	7/2/2021	5/15/2024	0.25	50,000,000	49,718,750	49,996,243	49,900,391
U.S. Treasuries	912828XT2	U.S. Treasury Note	7/6/2021	5/31/2024	2.00	50,000,000	52,263,672	50,064,066	49,861,329
U.S. Treasuries	91282CCL3	U.S. Treasury Note	8/6/2021	7/15/2024	0.38	50,000,000	49,998,047	49,999,864	49,492,188
U.S. Treasuries	91282CCL3	U.S. Treasury Note	8/9/2021	7/15/2024	0.38	50,000,000	49,960,938	49,997,265	49,492,188
U.S. Treasuries	91282CCL3	U.S. Treasury Note	4/12/2022	7/15/2024	0.38	50,000,000	47,572,266	49,779,297	49,492,188
U.S. Treasuries	912828Y87	U.S. Treasury Note	3/30/2021	7/31/2024	1.75	50,000,000	52,210,938	50,165,049	49,556,641
U.S. Treasuries	91282CCT6	U.S. Treasury Note	8/25/2021	8/15/2024	0.38	50,000,000	49,898,438	49,990,087	49,289,063
U.S. Treasuries	912797GL5	U.S. Treasury Bill	3/12/2024	9/5/2024	0.00	50,000,000	48,745,832	49,100,117	49,068,000
U.S. Treasuries	912828YM6	U.S. Treasury Note	4/15/2021	10/31/2024	1.50	50,000,000	51,746,094	50,246,745	49,058,594
U.S. Treasuries	912828G38	U.S. Treasury Note	3/9/2021	11/15/2024	2.25	50,000,000	53,160,156	50,464,522	49,177,735
U.S. Treasuries	912828G38	U.S. Treasury Note	3/12/2021	11/15/2024	2.25	50,000,000	53,228,516	50,475,630	49,177,735
U.S. Treasuries	912828YY0	U.S. Treasury Note	3/15/2021	12/31/2024	1.75	50,000,000	52,226,563	50,391,695	48,847,657
U.S. Treasuries	912828Z52	U.S. Treasury Note	3/30/2021	1/31/2025	1.38	50,000,000	51,515,625	50,297,075	48,564,454
U.S. Treasuries	912828Z52	U.S. Treasury Note	4/15/2021	1/31/2025	1.38	50,000,000	51,507,813	50,298,953	48,564,454
U.S. Treasuries	912828ZC7	U.S. Treasury Note	3/15/2021	2/28/2025	1.13	50,000,000	51,011,719	50,211,999	48,326,172
U.S. Treasuries	912828ZC7	U.S. Treasury Note	3/31/2021	2/28/2025	1.13	50,000,000	50,998,047	50,211,474	48,326,172
U.S. Treasuries	912828ZF0	U.S. Treasury Note	4/15/2021	3/31/2025	0.50	50,000,000	49,779,297	49,949,022	47,902,344
U.S. Treasuries	912828ZF0	U.S. Treasury Note	4/19/2021	3/31/2025	0.50	50,000,000	49,839,844	49,962,904	47,902,344
U.S. Treasuries	912828ZL7	U.S. Treasury Note	5/18/2021	4/30/2025	0.38	50,000,000	49,615,234	49,902,942	47,660,157
U.S. Treasuries	912828XB1	U.S. Treasury Note	9/2/2021	5/15/2025	2.13	50,000,000	52,849,609	50,799,409	48,443,360
U.S. Treasuries	912828ZW3	U.S. Treasury Note	3/8/2021	6/30/2025	0.25	50,000,000	49,140,625	49,768,105	47,222,657
U.S. Treasuries	912828ZW3	U.S. Treasury Note	3/9/2021	6/30/2025	0.25	50,000,000	49,042,969	49,741,589	47,222,657
U.S. Treasuries	912828ZW3	U.S. Treasury Note	5/12/2021	6/30/2025	0.25	50,000,000	49,281,250	49,797,703	47,222,657
U.S. Treasuries	912828ZW3	U.S. Treasury Note	5/13/2021	6/30/2025	0.25	50,000,000	49,183,594	49,770,065	47,222,657
U.S. Treasuries	912828ZW3	U.S. Treasury Note	5/18/2021	6/30/2025	0.25	50,000,000	49,253,906	49,789,169	47,222,657
U.S. Treasuries	912828ZW3	U.S. Treasury Note	7/12/2021	6/30/2025	0.25	50,000,000	49,310,547	49,797,779	47,222,657
U.S. Treasuries	912828ZW3	U.S. Treasury Note	8/5/2021	6/30/2025	0.25	50,000,000	49,500,000	49,850,877	47,222,657
U.S. Treasuries	912828ZW3	U.S. Treasury Note	8/6/2021	6/30/2025	0.25	50,000,000	49,406,250	49,822,792	47,222,657
U.S. Treasuries	912828ZW3	U.S. Treasury Note	12/7/2021	6/30/2025	0.25	50,000,000	48,628,906	49,552,102	47,222,657
U.S. Treasuries	91282CHL8	U.S. Treasury Note	2/6/2024	6/30/2025	4.63	50,000,000	49,976,563	49,980,469	49,660,157
U.S. Treasuries	91282CAB7	U.S. Treasury Note	8/5/2021	7/31/2025	0.25	50,000,000	49,458,984	49,830,561	47,033,204
U.S. Treasuries	91282CAB7	U.S. Treasury Note	8/6/2021	7/31/2025	0.25	50,000,000	49,363,281	49,800,451	47,033,204
U.S. Treasuries	91282CFK2	U.S. Treasury Note	10/7/2022	9/15/2025	3.50	50,000,000	48,968,750	49,517,982	48,884,766
U.S. Treasuries	91282CAM3	U.S. Treasury Note	5/12/2021	9/30/2025	0.25	50,000,000	49,109,375	49,712,576	46,671,876
U.S. Treasuries	91282CAM3	U.S. Treasury Note	7/26/2021	9/30/2025	0.25	50,000,000	49,281,250	49,756,651	46,671,876
U.S. Treasuries	91282CAT8	U.S. Treasury Note	2/25/2021	10/31/2025	0.25	50,000,000	49,298,828	49,775,165	46,503,907
U.S. Treasuries	91282CAT8	U.S. Treasury Note	3/2/2021	10/31/2025	0.25	50,000,000	49,078,125	49,703,528	46,503,907
U.S. Treasuries	91282CAT8	U.S. Treasury Note	3/4/2021	10/31/2025	0.25	50,000,000	49,048,828	49,693,747	46,503,907
U.S. Treasuries	91282CBC4	U.S. Treasury Note	2/25/2021	12/31/2025	0.38	50,000,000	49,455,078	49,812,510	46,246,094
U.S. Treasuries	91282CBC4	U.S. Treasury Note	2/26/2021	12/31/2025	0.38	50,000,000	49,271,484	49,749,200	46,246,094
U.S. Treasuries	91282CBW0	U.S. Treasury Note	6/28/2021	4/30/2026	0.75	50,000,000	49,662,109	49,860,599	45,958,985
U.S. Treasuries	91282CBW0	U.S. Treasury Note	7/2/2021	4/30/2026	0.75	50,000,000	49,730,469	49,888,549	45,958,985
U.S. Treasuries	912828R36	U.S. Treasury Note	7/23/2021	5/15/2026	1.63	50,000,000	52,203,125	50,932,911	46,728,516
U.S. Treasuries	912828R36	U.S. Treasury Note	8/27/2021	5/15/2026	1.63	50,000,000	51,890,625	50,816,855	46,728,516
U.S. Treasuries	91282CCJ8	U.S. Treasury Note	7/2/2021	6/30/2026	0.88	50,000,000	49,931,641	49,970,393	45,810,547
U.S. Treasuries	91282CCJ8	U.S. Treasury Note	7/14/2021	6/30/2026	0.88	50,000,000	50,070,313	50,030,655	45,810,547
U.S. Treasuries	91282CCJ8	U.S. Treasury Note	7/22/2021	6/30/2026	0.88	50,000,000	50,345,703	50,151,389	45,810,547
U.S. Treasuries	91282CCJ8	U.S. Treasury Note	7/22/2021	6/30/2026	0.88	50,000,000	50,328,125	50,143,691	45,810,547
U.S. Treasuries	91282CCJ8	U.S. Treasury Note	8/6/2021	6/30/2026	0.88	50,000,000	50,406,250	50,179,395	45,810,547

Investment Inventory

Pooled Fund

Type of Investment	CUSIP	Issuer Name	Maturity			Amortized			
			Settle Date	Date	Coupon	Par Value	Original Cost	Book Value	Market Value
U.S. Treasuries	91282CCJ8	U.S. Treasury Note	8/10/2021	6/30/2026	0.88	50,000,000	50,240,234	50,106,322	45,810,547
U.S. Treasuries	91282CCJ8	U.S. Treasury Note	9/24/2021	6/30/2026	0.88	50,000,000	49,937,500	49,971,624	45,810,547
U.S. Treasuries	91282CCJ8	U.S. Treasury Note	10/14/2021	6/30/2026	0.88	50,000,000	49,593,750	49,813,408	45,810,547
U.S. Treasuries	91282CCJ8	U.S. Treasury Note	1/4/2022	6/30/2026	0.88	50,000,000	49,027,344	49,530,892	45,810,547
U.S. Treasuries	91282CCW9	U.S. Treasury Note	9/28/2021	8/31/2026	0.75	50,000,000	49,449,219	49,739,007	45,398,438
U.S. Treasuries	91282CCZ2	U.S. Treasury Note	10/8/2021	9/30/2026	0.88	50,000,000	49,689,453	49,849,339	45,406,251
U.S. Treasuries	91282CCZ2	U.S. Treasury Note	10/8/2021	9/30/2026	0.88	50,000,000	49,671,875	49,840,811	45,406,251
U.S. Treasuries	91282CCZ2	U.S. Treasury Note	10/19/2021	9/30/2026	0.88	50,000,000	49,318,359	49,667,290	45,406,251
U.S. Treasuries	91282CDK4	U.S. Treasury Note	12/3/2021	11/30/2026	1.25	50,000,000	50,072,266	50,037,382	45,570,313
U.S. Treasuries	91282CDK4	U.S. Treasury Note	12/7/2021	11/30/2026	1.25	50,000,000	50,117,188	50,060,752	45,570,313
U.S. Treasuries	91282CDK4	U.S. Treasury Note	3/29/2022	11/30/2026	1.25	50,000,000	47,078,125	48,385,865	45,570,313
U.S. Treasuries	91282CDQ1	U.S. Treasury Note	3/29/2022	12/31/2026	1.25	50,000,000	47,107,422	48,378,958	45,466,797
U.S. Treasuries	91282CEF4	U.S. Treasury Note	4/6/2022	3/31/2027	2.50	25,000,000	24,757,813	24,858,413	23,402,344
U.S. Treasuries	91282CEW7	U.S. Treasury Note	3/21/2024	6/30/2027	3.25	50,000,000	48,203,125	48,264,724	47,662,110
U.S. Treasuries	91282CEW7	U.S. Treasury Note	4/3/2024	6/30/2027	3.25	50,000,000	48,113,281	48,157,937	47,662,110
U.S. Treasuries	9128284N7	U.S. Treasury Note	4/9/2024	5/15/2028	2.88	65,000,000	61,082,227	61,139,802	60,485,547
U.S. Treasuries	91282CHK0	U.S. Treasury Note	1/5/2024	6/30/2028	4.00	50,000,000	49,974,609	49,976,423	48,537,110
U.S. Treasuries	91282CHK0	U.S. Treasury Note	1/18/2024	6/30/2028	4.00	50,000,000	49,927,734	49,932,359	48,537,110
U.S. Treasuries	91282CHK0	U.S. Treasury Note	1/18/2024	6/30/2028	4.00	50,000,000	49,904,297	49,910,422	48,537,110
U.S. Treasuries	91282CHK0	U.S. Treasury Note	2/6/2024	6/30/2028	4.00	50,000,000	49,677,734	49,694,791	48,537,110
U.S. Treasuries	91282CHK0	U.S. Treasury Note	2/27/2024	6/30/2028	4.00	50,000,000	49,298,828	49,327,140	48,537,110
U.S. Treasuries	91282CHX2	U.S. Treasury Note	12/12/2023	8/31/2028	4.38	50,000,000	50,115,234	50,105,810	49,228,516
U.S. Treasuries	9128286B1	U.S. Treasury Note	4/11/2024	2/15/2029	2.63	50,000,000	45,710,938	45,759,374	45,496,094
U.S. Treasuries	91282CKD2	U.S. Treasury Note	4/8/2024	2/28/2029	4.25	50,000,000	49,773,438	49,776,354	48,976,563
Subtotals					1.35	\$ 3,671,000,000	\$ 3,656,252,723	\$ 3,652,727,943	\$ 3,479,067,710
Federal Agencies	3133ENWP1	Federal Farm Credit Bank	5/16/2022	5/16/2024	2.63	\$ 45,000,000	\$ 44,939,250	\$ 44,998,753	\$ 44,944,515
Federal Agencies	3133ENWP1	Federal Farm Credit Bank	5/16/2022	5/16/2024	2.63	50,000,000	49,932,500	49,998,615	49,938,350
Federal Agencies	3133ENYH7	Federal Farm Credit Bank	6/10/2022	6/10/2024	2.63	100,000,000	99,871,000	99,992,941	99,679,100
Federal Agencies	3130A1XJ2	Federal Home Loan Bank	5/18/2022	6/14/2024	2.88	15,955,000	16,008,449	15,958,103	15,903,737
Federal Agencies	3130A1XJ2	Federal Home Loan Bank	5/18/2022	6/14/2024	2.88	17,980,000	18,043,829	17,983,705	17,922,230
Federal Agencies	3130A1XJ2	Federal Home Loan Bank	5/12/2022	6/14/2024	2.88	25,500,000	25,552,530	25,503,025	25,418,069
Federal Agencies	3130A1XJ2	Federal Home Loan Bank	5/16/2022	6/14/2024	2.88	50,000,000	50,204,000	50,011,811	49,839,350
Federal Agencies	3130ASHK8	Federal Home Loan Bank	7/22/2022	6/14/2024	3.13	28,000,000	27,904,520	27,993,938	27,917,148
Federal Agencies	3130ASHK8	Federal Home Loan Bank	7/22/2022	6/14/2024	3.13	28,210,000	28,114,932	28,203,964	28,126,527
Federal Agencies	3133ENYX2	Federal Farm Credit Bank	6/17/2022	6/17/2024	3.25	25,000,000	24,970,500	24,998,103	24,926,400
Federal Agencies	3133ENYX2	Federal Farm Credit Bank	6/17/2022	6/17/2024	3.25	25,000,000	24,970,750	24,998,119	24,926,400
Federal Agencies	3133ENYX2	Federal Farm Credit Bank	6/17/2022	6/17/2024	3.25	50,000,000	49,970,000	49,998,071	49,852,800
Federal Agencies	3133ENZS2	Federal Farm Credit Bank	6/28/2022	6/28/2024	3.10	25,000,000	24,987,500	24,999,008	24,904,525
Federal Agencies	3133ENZS2	Federal Farm Credit Bank	6/28/2022	6/28/2024	3.10	25,000,000	24,986,500	24,998,929	24,904,525
Federal Agencies	3133ENZS2	Federal Farm Credit Bank	6/28/2022	6/28/2024	3.10	50,000,000	49,973,000	49,997,858	49,809,050
Federal Agencies	313384YV5	Federal Home Loan Bank Discount	10/31/2023	7/1/2024	0.00	25,000,000	24,111,264	24,777,816	24,773,150
Federal Agencies	313384YV5	Federal Home Loan Bank Discount	10/31/2023	7/1/2024	0.00	25,000,000	24,111,264	24,777,816	24,773,150
Federal Agencies	313384YV5	Federal Home Loan Bank Discount	10/31/2023	7/1/2024	0.00	25,000,000	24,111,264	24,777,816	24,773,150
Federal Agencies	313384YZ6	Federal Home Loan Bank Discount	2/21/2024	7/5/2024	0.00	25,000,000	24,518,125	24,767,986	24,758,300
Federal Agencies	3130ASME6	Federal Home Loan Bank	7/8/2022	7/8/2024	3.00	10,000,000	9,980,600	9,998,195	9,951,570
Federal Agencies	3130ASME6	Federal Home Loan Bank	7/8/2022	7/8/2024	3.00	15,000,000	14,970,900	14,997,293	14,927,355
Federal Agencies	3130ASME6	Federal Home Loan Bank	7/8/2022	7/8/2024	3.00	17,500,000	17,466,050	17,496,842	17,415,248
Federal Agencies	313384ZT9	Federal Home Loan Bank Discount	2/21/2024	7/23/2024	0.00	15,000,000	14,674,238	14,823,279	14,815,950
Federal Agencies	3133EMV25	Federal Farm Credit Bank	8/6/2021	7/23/2024	0.45	50,000,000	50,092,000	50,007,057	49,418,100
Federal Agencies	3133EPBF1	Federal Farm Credit Bank	2/21/2023	8/21/2024	4.88	10,000,000	9,995,700	9,999,120	9,982,400

Investment Inventory

Pooled Fund

Type of Investment	CUSIP	Issuer Name	Maturity			Par Value	Original Cost	Amortized	
			Settle Date	Date	Coupon			Book Value	Market Value
Federal Agencies	3133EPBF1	Federal Farm Credit Bank	2/21/2023	8/21/2024	4.88	20,000,000	19,992,000	19,998,362	19,964,800
Federal Agencies	3133EPBF1	Federal Farm Credit Bank	2/21/2023	8/21/2024	4.88	25,000,000	24,990,000	24,997,952	24,956,000
Federal Agencies	3133ENJ84	Federal Farm Credit Bank	8/26/2022	8/26/2024	3.38	50,000,000	49,916,500	49,986,635	49,668,400
Federal Agencies	3130ATVD6	Federal Home Loan Bank	11/10/2022	9/13/2024	4.88	50,000,000	50,062,000	50,012,437	49,902,550
Federal Agencies	3133EM5X6	Federal Farm Credit Bank	9/23/2021	9/23/2024	0.43	25,000,000	24,974,750	24,996,659	24,506,825
Federal Agencies	3133EM5X6	Federal Farm Credit Bank	9/23/2021	9/23/2024	0.43	50,000,000	49,949,500	49,993,319	49,013,650
Federal Agencies	3133EM5X6	Federal Farm Credit Bank	9/23/2021	9/23/2024	0.43	50,000,000	49,949,500	49,993,319	49,013,650
Federal Agencies	3133ENP79	Federal Farm Credit Bank	9/26/2022	9/26/2024	4.25	50,000,000	49,996,000	49,999,190	49,759,550
Federal Agencies	3130ATT31	Federal Home Loan Bank	11/1/2022	10/3/2024	4.50	50,000,000	49,860,500	49,969,199	49,805,200
Federal Agencies	3135GAFY2	Fannie Mae	4/3/2023	10/3/2024	5.32	25,000,000	25,000,000	25,000,000	24,972,125
Federal Agencies	3135GAFY2	Fannie Mae	4/3/2023	10/3/2024	5.32	25,000,000	25,000,000	25,000,000	24,972,125
Federal Agencies	3135GAFY2	Fannie Mae	4/3/2023	10/3/2024	5.32	50,000,000	50,000,000	50,000,000	49,944,250
Federal Agencies	313384K32	Federal Home Loan Bank Discount	3/26/2024	10/11/2024	0.00	25,000,000	24,306,264	24,431,764	24,408,750
Federal Agencies	3133EPHD0	Federal Farm Credit Bank	4/28/2023	10/28/2024	4.50	20,000,000	19,968,400	19,989,639	19,930,800
Federal Agencies	3133EPHD0	Federal Farm Credit Bank	4/28/2023	10/28/2024	4.50	25,000,000	24,959,000	24,986,557	24,913,500
Federal Agencies	3133ENEJ5	Federal Farm Credit Bank	11/18/2021	11/18/2024	0.88	10,000,000	9,988,500	9,997,891	9,757,650
Federal Agencies	3133ENEJ5	Federal Farm Credit Bank	11/18/2021	11/18/2024	0.88	10,000,000	9,988,500	9,997,891	9,757,650
Federal Agencies	3133ENEJ5	Federal Farm Credit Bank	11/18/2021	11/18/2024	0.88	50,000,000	49,942,500	49,989,455	48,788,250
Federal Agencies	3133ENZ94	Federal Farm Credit Bank	11/18/2022	11/18/2024	4.50	25,000,000	24,973,500	24,992,713	24,883,775
Federal Agencies	3133ELCP7	Federal Farm Credit Bank	12/3/2019	12/3/2024	1.63	25,000,000	24,960,000	24,995,271	24,465,450
Federal Agencies	3133ENGQ7	Federal Farm Credit Bank	12/9/2021	12/9/2024	0.92	50,000,000	49,985,000	49,996,962	48,712,200
Federal Agencies	3133ENGQ7	Federal Farm Credit Bank	12/9/2021	12/9/2024	0.92	50,000,000	49,963,000	49,992,505	48,712,200
Federal Agencies	3133EN4N7	Federal Farm Credit Bank	12/20/2022	12/20/2024	4.25	10,000,000	9,982,900	9,994,550	9,931,390
Federal Agencies	3133EN4N7	Federal Farm Credit Bank	12/20/2022	12/20/2024	4.25	25,000,000	24,954,500	24,985,497	24,828,475
Federal Agencies	3133EN4N7	Federal Farm Credit Bank	12/20/2022	12/20/2024	4.25	25,000,000	24,954,500	24,985,497	24,828,475
Federal Agencies	3135GAG39	Fannie Mae	3/30/2023	12/30/2024	5.38	25,000,000	25,000,000	25,000,000	24,939,175
Federal Agencies	3135GAG39	Fannie Mae	3/30/2023	12/30/2024	5.38	25,000,000	25,000,000	25,000,000	24,939,175
Federal Agencies	3135GAG39	Fannie Mae	3/30/2023	12/30/2024	5.38	25,000,000	25,000,000	25,000,000	24,939,175
Federal Agencies	3133ENKS8	Federal Farm Credit Bank	1/11/2022	1/6/2025	1.13	20,000,000	19,955,000	19,989,688	19,448,580
Federal Agencies	3133ENKS8	Federal Farm Credit Bank	1/11/2022	1/6/2025	1.13	25,000,000	24,943,750	24,987,110	24,310,725
Federal Agencies	3133ENKS8	Federal Farm Credit Bank	1/11/2022	1/6/2025	1.13	25,000,000	24,943,750	24,987,110	24,310,725
Federal Agencies	3135G0X24	Fannie Mae	4/21/2021	1/7/2025	1.63	39,060,000	40,632,556	39,350,871	38,085,141
Federal Agencies	3133ENZ37	Federal Farm Credit Bank	11/10/2022	1/10/2025	4.88	10,000,000	9,999,400	9,999,808	9,905,900
Federal Agencies	3133ENZ37	Federal Farm Credit Bank	11/10/2022	1/10/2025	4.88	20,000,000	19,998,800	19,999,615	19,811,800
Federal Agencies	3133ENZ37	Federal Farm Credit Bank	11/10/2022	1/10/2025	4.88	20,000,000	19,999,580	19,999,865	19,811,800
Federal Agencies	3130B0MZ9	Federal Home Loan Bank	3/27/2024	1/27/2025	5.10	115,000,000	115,000,000	115,000,000	114,835,550
Federal Agencies	3133EPAG0	Federal Farm Credit Bank	2/10/2023	2/10/2025	4.25	10,000,000	9,947,200	9,979,415	9,924,400
Federal Agencies	3133EPAG0	Federal Farm Credit Bank	2/10/2023	2/10/2025	4.25	29,875,000	29,716,065	29,813,035	29,649,145
Federal Agencies	3137EAEP0	Freddie Mac	2/14/2020	2/12/2025	1.50	5,000,000	4,996,150	4,999,395	4,855,285
Federal Agencies	3137EAEP0	Freddie Mac	2/14/2020	2/12/2025	1.50	5,000,000	4,996,150	4,999,395	4,855,285
Federal Agencies	3137EAEP0	Freddie Mac	2/14/2020	2/12/2025	1.50	5,000,000	4,996,150	4,999,395	4,855,285
Federal Agencies	3137EAEP0	Freddie Mac	2/14/2020	2/12/2025	1.50	15,000,000	14,988,450	14,998,184	14,565,855
Federal Agencies	3137EAEP0	Freddie Mac	2/14/2020	2/12/2025	1.50	50,000,000	49,961,500	49,993,945	48,552,850
Federal Agencies	3137EAEP0	Freddie Mac	4/21/2021	2/12/2025	1.50	53,532,000	55,450,052	53,927,176	51,982,623
Federal Agencies	3130AUJZ4	Federal Home Loan Bank	2/13/2023	2/13/2025	4.50	50,000,000	49,921,500	49,969,073	49,690,000
Federal Agencies	3130AV7L0	Federal Home Loan Bank	3/3/2023	2/28/2025	5.00	25,000,000	24,967,000	24,986,265	24,955,875
Federal Agencies	3130AV7L0	Federal Home Loan Bank	3/3/2023	2/28/2025	5.00	35,000,000	34,953,800	34,980,771	34,938,225
Federal Agencies	3133ELQY3	Federal Farm Credit Bank	3/23/2020	3/3/2025	1.21	16,000,000	15,990,720	15,998,428	15,471,232
Federal Agencies	3133ELQY3	Federal Farm Credit Bank	3/23/2020	3/3/2025	1.21	24,000,000	23,964,240	23,993,941	23,206,848
Federal Agencies	3133EMWT5	Federal Farm Credit Bank	4/21/2021	4/21/2025	0.60	50,000,000	49,973,500	49,993,561	47,816,700

Investment Inventory

Pooled Fund

Type of Investment	CUSIP	Issuer Name	Maturity			Par Value	Original Cost	Amortized	
			Settle Date	Date	Coupon			Book Value	Market Value
Federal Agencies	3135G03U5	Fannie Mae	12/8/2021	4/22/2025	0.63	37,938,000	37,367,792	37,773,098	36,283,486
Federal Agencies	3135G03U5	Fannie Mae	7/12/2021	4/22/2025	0.63	50,000,000	50,108,000	50,027,861	47,819,450
Federal Agencies	3135G03U5	Fannie Mae	12/8/2021	4/22/2025	0.63	50,000,000	49,243,950	49,781,354	47,819,450
Federal Agencies	3133ENXE5	Federal Farm Credit Bank	5/23/2022	5/23/2025	2.85	6,000,000	5,991,600	5,997,034	5,853,450
Federal Agencies	3133ENXE5	Federal Farm Credit Bank	5/23/2022	5/23/2025	2.85	20,000,000	19,972,000	19,990,113	19,511,500
Federal Agencies	3130AWER7	Federal Home Loan Bank	6/12/2023	6/6/2025	4.63	10,000,000	9,991,700	9,995,409	9,939,290
Federal Agencies	3130AWER7	Federal Home Loan Bank	6/12/2023	6/6/2025	4.63	15,000,000	14,987,550	14,993,114	14,908,935
Federal Agencies	3130AWER7	Federal Home Loan Bank	6/12/2023	6/6/2025	4.63	25,000,000	24,979,250	24,988,523	24,848,225
Federal Agencies	3130AWER7	Federal Home Loan Bank	6/12/2023	6/6/2025	4.63	52,000,000	51,956,840	51,976,128	51,684,308
Federal Agencies	3130ASG86	Federal Home Loan Bank	8/4/2022	6/13/2025	3.38	11,940,000	12,000,178	11,963,518	11,715,612
Federal Agencies	3130ASG86	Federal Home Loan Bank	8/3/2022	6/13/2025	3.38	12,700,000	12,806,045	12,741,403	12,461,329
Federal Agencies	3130ATST5	Federal Home Loan Bank	5/10/2023	6/13/2025	4.38	3,000,000	3,012,270	3,006,544	2,976,165
Federal Agencies	3130ATST5	Federal Home Loan Bank	5/8/2023	6/13/2025	4.38	9,915,000	9,975,878	9,947,384	9,836,225
Federal Agencies	3130ATST5	Federal Home Loan Bank	6/13/2023	6/13/2025	4.38	10,000,000	10,065,000	10,034,576	9,920,550
Federal Agencies	3130ATST5	Federal Home Loan Bank	5/11/2023	6/13/2025	4.38	10,000,000	10,036,000	10,019,225	9,920,550
Federal Agencies	3130ATST5	Federal Home Loan Bank	5/17/2023	6/13/2025	4.38	24,000,000	24,079,440	24,042,759	23,809,320
Federal Agencies	3130ATST5	Federal Home Loan Bank	5/9/2023	6/13/2025	4.38	25,500,000	25,624,695	25,566,417	25,297,403
Federal Agencies	3130AWLY4	Federal Home Loan Bank	7/25/2023	6/13/2025	5.13	10,800,000	10,818,036	10,810,680	10,793,282
Federal Agencies	3130AWLY4	Federal Home Loan Bank	7/25/2023	6/13/2025	5.13	48,150,000	48,241,967	48,204,459	48,120,051
Federal Agencies	3133EN4B3	Federal Farm Credit Bank	12/13/2022	6/13/2025	4.25	15,000,000	14,988,383	14,994,808	14,833,095
Federal Agencies	3133EN4B3	Federal Farm Credit Bank	12/13/2022	6/13/2025	4.25	15,000,000	14,989,800	14,995,442	14,833,095
Federal Agencies	3133EN4B3	Federal Farm Credit Bank	12/13/2022	6/13/2025	4.25	15,000,000	14,989,050	14,995,107	14,833,095
Federal Agencies	3133ENYQ7	Federal Farm Credit Bank	6/13/2022	6/13/2025	2.95	50,000,000	49,975,500	49,990,880	48,746,650
Federal Agencies	3135G04Z3	Fannie Mae	12/8/2021	6/17/2025	0.50	4,655,000	4,556,640	4,623,513	4,419,583
Federal Agencies	3135G04Z3	Fannie Mae	12/8/2021	6/17/2025	0.50	10,000,000	9,789,600	9,932,646	9,494,270
Federal Agencies	3130AN4A5	Federal Home Loan Bank	7/12/2021	6/30/2025	0.70	17,680,000	17,734,631	17,696,024	16,793,030
Federal Agencies	3133EPKA2	Federal Farm Credit Bank	5/18/2023	8/18/2025	4.00	25,000,000	24,982,000	24,989,633	24,647,775
Federal Agencies	3133EPKA2	Federal Farm Credit Bank	5/18/2023	8/18/2025	4.00	26,500,000	26,483,835	26,490,690	26,126,642
Federal Agencies	3133EPKA2	Federal Farm Credit Bank	5/18/2023	8/18/2025	4.00	30,000,000	29,981,700	29,989,460	29,577,330
Federal Agencies	3135G05X7	Fannie Mae	3/4/2021	8/25/2025	0.38	25,000,000	24,684,250	24,907,110	23,498,650
Federal Agencies	3135G05X7	Fannie Mae	2/25/2021	8/25/2025	0.38	72,500,000	71,862,000	72,313,107	68,146,085
Federal Agencies	3130B0AD1	Federal Home Loan Bank	3/4/2024	9/4/2025	5.50	25,000,000	25,000,000	25,000,000	24,982,125
Federal Agencies	3130B0AD1	Federal Home Loan Bank	3/4/2024	9/4/2025	5.50	25,000,000	25,000,000	25,000,000	24,982,125
Federal Agencies	3130B0AD1	Federal Home Loan Bank	3/4/2024	9/4/2025	5.50	25,000,000	25,000,000	25,000,000	24,982,125
Federal Agencies	3130B0AD1	Federal Home Loan Bank	3/4/2024	9/4/2025	5.50	25,000,000	25,000,000	25,000,000	24,982,125
Federal Agencies	3130A8ZQ9	Federal Home Loan Bank	11/2/2021	9/12/2025	1.75	10,295,000	10,575,333	10,394,210	9,840,918
Federal Agencies	3133EPVY8	Federal Farm Credit Bank	9/15/2023	9/15/2025	5.00	8,230,000	8,224,074	8,225,931	8,215,622
Federal Agencies	3133EPVY8	Federal Farm Credit Bank	9/15/2023	9/15/2025	5.00	15,000,000	14,981,850	14,987,536	14,973,795
Federal Agencies	3133EPVY8	Federal Farm Credit Bank	9/15/2023	9/15/2025	5.00	20,000,000	19,975,800	19,983,381	19,965,060
Federal Agencies	3137EAEX3	Freddie Mac	3/4/2021	9/23/2025	0.38	22,600,000	22,295,352	22,506,628	21,168,652
Federal Agencies	3133EPDL6	Federal Farm Credit Bank	3/15/2023	10/1/2025	4.85	50,000,000	50,000,000	50,000,000	49,810,000
Federal Agencies	3133EPYW9	Federal Farm Credit Bank	10/20/2023	10/20/2025	5.13	24,000,000	23,923,440	23,943,758	23,998,800
Federal Agencies	3133EPYW9	Federal Farm Credit Bank	10/20/2023	10/20/2025	5.13	25,000,000	24,985,500	24,989,348	24,998,750
Federal Agencies	3133EPYW9	Federal Farm Credit Bank	10/20/2023	10/20/2025	5.13	35,000,000	34,972,350	34,979,688	34,998,250
Federal Agencies	3133EPYW9	Federal Farm Credit Bank	10/20/2023	10/20/2025	5.13	50,000,000	49,972,000	49,979,431	49,997,500
Federal Agencies	3133ENEG1	Federal Farm Credit Bank	11/17/2021	11/17/2025	1.05	39,675,000	39,622,232	39,654,594	37,297,476
Federal Agencies	3133ENEG1	Federal Farm Credit Bank	11/17/2021	11/17/2025	1.05	55,000,000	54,923,000	54,970,222	51,704,125
Federal Agencies	3133ENHM5	Federal Farm Credit Bank	12/16/2021	12/16/2025	1.17	45,000,000	44,954,100	44,981,338	42,227,775
Federal Agencies	3133ENHM5	Federal Farm Credit Bank	12/16/2021	12/16/2025	1.17	50,000,000	49,949,000	49,979,265	46,919,750
Federal Agencies	3133EN5E6	Federal Farm Credit Bank	12/29/2022	12/29/2025	4.00	15,000,000	14,954,700	14,974,911	14,732,670
Federal Agencies	3133EN5E6	Federal Farm Credit Bank	12/29/2022	12/29/2025	4.00	20,000,000	19,939,600	19,966,549	19,643,560

Investment Inventory

Pooled Fund

Type of Investment	CUSIP	Issuer Name	Maturity			Par Value	Original Cost	Amortized	
			Settle Date	Date	Coupon			Book Value	Market Value
Federal Agencies	3133EN5E6	Federal Farm Credit Bank	12/29/2022	12/29/2025	4.00	25,000,000	24,923,750	24,957,770	24,554,450
Federal Agencies	3133EN6A3	Federal Farm Credit Bank	1/13/2023	1/13/2026	4.00	20,000,000	19,982,400	19,990,012	19,639,780
Federal Agencies	3133EN6A3	Federal Farm Credit Bank	1/13/2023	1/13/2026	4.00	30,000,000	29,977,200	29,987,061	29,459,670
Federal Agencies	3130AUTC8	Federal Home Loan Bank	2/9/2023	2/6/2026	4.01	21,100,000	20,985,427	21,032,283	20,707,118
Federal Agencies	3133EPJX4	Federal Farm Credit Bank	5/17/2023	2/17/2026	3.63	25,000,000	24,928,500	24,953,351	24,383,000
Federal Agencies	3133EPJX4	Federal Farm Credit Bank	5/17/2023	2/17/2026	3.63	30,000,000	29,905,500	29,938,345	29,259,600
Federal Agencies	3133EPBJ3	Federal Farm Credit Bank	2/23/2023	2/23/2026	4.38	25,000,000	24,953,500	24,971,871	24,699,350
Federal Agencies	3133EPBJ3	Federal Farm Credit Bank	2/23/2023	2/23/2026	4.38	28,000,000	27,954,080	27,972,222	27,663,272
Federal Agencies	3133EPBJ3	Federal Farm Credit Bank	2/23/2023	2/23/2026	4.38	50,000,000	49,918,000	49,950,396	49,398,700
Federal Agencies	3133ENJ35	Federal Farm Credit Bank	8/25/2022	2/25/2026	3.32	35,000,000	34,957,650	34,977,998	33,964,000
Federal Agencies	3130AXB31	Federal Home Loan Bank	11/2/2023	3/13/2026	4.88	10,000,000	9,953,900	9,963,580	9,970,220
Federal Agencies	3130AXB31	Federal Home Loan Bank	11/2/2023	3/13/2026	4.88	10,000,000	9,950,700	9,961,052	9,970,220
Federal Agencies	3130AXB31	Federal Home Loan Bank	11/2/2023	3/13/2026	4.88	10,000,000	9,950,700	9,961,052	9,970,220
Federal Agencies	3130AXB31	Federal Home Loan Bank	4/5/2024	3/13/2026	4.88	25,000,000	25,053,750	25,051,773	24,925,550
Federal Agencies	3130AXB31	Federal Home Loan Bank	4/2/2024	3/13/2026	4.88	36,730,000	36,803,460	36,800,460	36,620,618
Federal Agencies	3133EP5K7	Federal Farm Credit Bank	4/2/2024	3/13/2026	4.50	50,000,000	49,758,000	49,767,885	49,492,500
Federal Agencies	3133EMZ21	Federal Farm Credit Bank	8/9/2021	4/6/2026	0.69	15,500,000	15,458,150	15,482,655	14,266,014
Federal Agencies	3133ENUD0	Federal Farm Credit Bank	4/8/2022	4/8/2026	2.64	20,000,000	19,981,200	19,981,224	19,114,920
Federal Agencies	3133ENUD0	Federal Farm Credit Bank	4/8/2022	4/8/2026	2.64	30,000,000	29,941,800	29,971,836	28,672,380
Federal Agencies	3130AVWS7	Federal Home Loan Bank	5/10/2023	6/12/2026	3.75	17,045,000	16,991,479	17,008,403	16,623,290
Federal Agencies	3130AVWS7	Federal Home Loan Bank	5/17/2023	6/12/2026	3.75	20,000,000	19,939,200	19,958,166	19,505,180
Federal Agencies	3130AWAH3	Federal Home Loan Bank	6/1/2023	6/12/2026	4.00	10,000,000	9,934,300	9,954,182	9,802,300
Federal Agencies	3130AWAH3	Federal Home Loan Bank	6/1/2023	6/12/2026	4.00	15,000,000	14,899,350	14,929,809	14,703,450
Federal Agencies	3130AWLZ1	Federal Home Loan Bank	7/10/2023	6/12/2026	4.75	50,000,000	49,856,000	49,895,910	49,749,250
Federal Agencies	3133EPMU6	Federal Farm Credit Bank	6/15/2023	6/15/2026	4.25	20,000,000	19,969,200	19,978,221	19,690,880
Federal Agencies	3133EPMU6	Federal Farm Credit Bank	6/15/2023	6/15/2026	4.25	24,700,000	24,640,226	24,657,733	24,318,237
Federal Agencies	3133EPMU6	Federal Farm Credit Bank	6/15/2023	6/15/2026	4.25	30,000,000	29,951,400	29,965,634	29,536,320
Federal Agencies	3133EPNG6	Federal Farm Credit Bank	6/23/2023	6/23/2026	4.38	25,000,000	24,986,750	24,990,534	24,695,500
Federal Agencies	3133EPNG6	Federal Farm Credit Bank	6/23/2023	6/23/2026	4.38	25,000,000	24,986,750	24,990,534	24,695,500
Federal Agencies	3133EPNG6	Federal Farm Credit Bank	6/23/2023	6/23/2026	4.38	50,000,000	49,973,500	49,981,068	49,391,000
Federal Agencies	3133EPVP7	Federal Farm Credit Bank	9/8/2023	7/8/2026	4.75	10,000,000	9,991,700	9,993,594	9,943,940
Federal Agencies	3133EPVP7	Federal Farm Credit Bank	9/8/2023	7/8/2026	4.75	19,000,000	18,984,800	18,988,269	18,893,486
Federal Agencies	3133EPVP7	Federal Farm Credit Bank	9/8/2023	7/8/2026	4.75	21,000,000	20,982,780	20,986,710	20,882,274
Federal Agencies	3130ANNM8	Federal Home Loan Bank	8/19/2021	7/13/2026	1.05	25,000,000	25,000,000	25,000,000	22,907,175
Federal Agencies	3130ANNM8	Federal Home Loan Bank	8/19/2021	7/13/2026	1.05	25,000,000	25,000,000	25,000,000	22,907,175
Federal Agencies	3130ANNM8	Federal Home Loan Bank	8/19/2021	7/13/2026	1.05	25,000,000	25,000,000	25,000,000	22,907,175
Federal Agencies	3130ANNM8	Federal Home Loan Bank	8/19/2021	7/13/2026	1.05	25,000,000	25,000,000	25,000,000	22,907,175
Federal Agencies	3130ANMP2	Federal Home Loan Bank	8/20/2021	7/27/2026	1.07	25,000,000	25,000,000	25,000,000	22,871,950
Federal Agencies	3130ANMP2	Federal Home Loan Bank	8/20/2021	7/27/2026	1.07	25,000,000	25,000,000	25,000,000	22,871,950
Federal Agencies	3130ANMP2	Federal Home Loan Bank	8/20/2021	7/27/2026	1.07	25,000,000	25,000,000	25,000,000	22,871,950
Federal Agencies	3130ANMP2	Federal Home Loan Bank	8/20/2021	7/27/2026	1.07	25,000,000	25,000,000	25,000,000	22,871,950
Federal Agencies	3133EPZY4	Federal Farm Credit Bank	10/30/2023	7/30/2026	5.00	3,000,000	2,991,930	2,993,409	2,998,680
Federal Agencies	3133EPZY4	Federal Farm Credit Bank	10/30/2023	7/30/2026	5.00	9,615,000	9,589,136	9,593,876	9,610,769
Federal Agencies	3133EPZY4	Federal Farm Credit Bank	10/30/2023	7/30/2026	5.00	16,000,000	15,956,960	15,964,848	15,992,960
Federal Agencies	3133EPZY4	Federal Farm Credit Bank	10/30/2023	7/30/2026	5.00	25,000,000	24,936,750	24,948,342	24,989,000
Federal Agencies	3130ANTG5	Federal Home Loan Bank	9/13/2021	8/10/2026	1.05	25,000,000	25,000,000	25,000,000	22,827,350
Federal Agencies	3130ANTG5	Federal Home Loan Bank	9/13/2021	8/10/2026	1.05	25,000,000	25,000,000	25,000,000	22,827,350
Federal Agencies	3130ANTG5	Federal Home Loan Bank	9/13/2021	8/10/2026	1.05	25,000,000	25,000,000	25,000,000	22,827,350
Federal Agencies	3130ANTG5	Federal Home Loan Bank	9/13/2021	8/10/2026	1.05	25,000,000	25,000,000	25,000,000	22,827,350
Federal Agencies	3133EPSW6	Federal Farm Credit Bank	8/14/2023	8/14/2026	4.50	50,000,000	49,885,000	49,912,386	49,543,650
Federal Agencies	3130AP6T7	Federal Home Loan Bank	10/1/2021	9/3/2026	1.08	25,000,000	25,000,000	25,000,000	22,784,125

Investment Inventory

Pooled Fund

Type of Investment	CUSIP	Issuer Name	Maturity		Coupon	Par Value	Original Cost	Amortized	
			Settle Date	Date				Book Value	Market Value
Federal Agencies	3130AP6T7	Federal Home Loan Bank	10/1/2021	9/3/2026	1.08	25,000,000	25,000,000	25,000,000	22,784,125
Federal Agencies	3130AP6T7	Federal Home Loan Bank	10/1/2021	9/3/2026	1.08	25,000,000	25,000,000	25,000,000	22,784,125
Federal Agencies	3130AP6T7	Federal Home Loan Bank	10/1/2021	9/3/2026	1.08	25,000,000	25,000,000	25,000,000	22,784,125
Federal Agencies	3133EM4X7	Federal Farm Credit Bank	12/12/2023	9/10/2026	0.80	28,975,000	26,174,277	26,567,997	26,288,902
Federal Agencies	3130AXCP1	Federal Home Loan Bank	10/18/2023	9/11/2026	4.88	11,895,000	11,821,965	11,835,482	11,880,012
Federal Agencies	3130APPR0	Federal Home Loan Bank	11/18/2021	10/19/2026	1.43	25,000,000	25,000,000	25,000,000	22,876,850
Federal Agencies	3130APPR0	Federal Home Loan Bank	11/18/2021	10/19/2026	1.43	25,000,000	25,000,000	25,000,000	22,876,850
Federal Agencies	3130APPR0	Federal Home Loan Bank	11/18/2021	10/19/2026	1.43	25,000,000	25,000,000	25,000,000	22,876,850
Federal Agencies	3133EPZA6	Federal Farm Credit Bank	10/20/2023	10/20/2026	4.88	14,000,000	13,904,940	13,921,766	13,947,780
Federal Agencies	3133EPZA6	Federal Farm Credit Bank	10/20/2023	10/20/2026	4.88	30,000,000	29,834,100	29,863,466	29,888,100
Federal Agencies	3134GYRY0	Freddie Mac	5/9/2023	11/2/2026	5.29	25,000,000	25,000,000	25,000,000	24,818,650
Federal Agencies	3134GYRY0	Freddie Mac	5/9/2023	11/2/2026	5.29	25,000,000	25,000,000	25,000,000	24,818,650
Federal Agencies	3134GYRY0	Freddie Mac	5/9/2023	11/2/2026	5.29	25,000,000	25,000,000	25,000,000	24,818,650
Federal Agencies	3134GYRY0	Freddie Mac	5/9/2023	11/2/2026	5.29	25,000,000	25,000,000	25,000,000	24,818,650
Federal Agencies	3130AQ7L1	Federal Home Loan Bank	12/16/2021	11/16/2026	1.61	25,000,000	25,000,000	25,000,000	22,918,125
Federal Agencies	3130AQ7L1	Federal Home Loan Bank	12/16/2021	11/16/2026	1.61	25,000,000	25,000,000	25,000,000	22,918,125
Federal Agencies	3130AQ7L1	Federal Home Loan Bank	12/16/2021	11/16/2026	1.61	25,000,000	25,000,000	25,000,000	22,918,125
Federal Agencies	3130AQ7L1	Federal Home Loan Bank	12/16/2021	11/16/2026	1.61	25,000,000	25,000,000	25,000,000	22,918,125
Federal Agencies	3130AXJU63	Federal Home Loan Bank	11/17/2023	11/17/2026	4.63	50,000,000	49,911,500	49,924,904	49,621,000
Federal Agencies	3130AQJ95	Federal Home Loan Bank	1/14/2022	12/14/2026	1.65	25,000,000	25,000,000	25,000,000	22,884,875
Federal Agencies	3130AQJ95	Federal Home Loan Bank	1/14/2022	12/14/2026	1.65	25,000,000	25,000,000	25,000,000	22,884,875
Federal Agencies	3130AQJ95	Federal Home Loan Bank	1/14/2022	12/14/2026	1.65	25,000,000	25,000,000	25,000,000	22,884,875
Federal Agencies	3130AQJ95	Federal Home Loan Bank	1/14/2022	12/14/2026	1.65	25,000,000	25,000,000	25,000,000	22,884,875
Federal Agencies	3130AYPN0	Federal Home Loan Bank	1/29/2024	1/15/2027	4.13	12,000,000	11,973,000	11,975,321	11,798,640
Federal Agencies	3130AYPN0	Federal Home Loan Bank	1/29/2024	1/15/2027	4.13	25,000,000	24,943,750	24,948,585	24,580,500
Federal Agencies	3130AYPN0	Federal Home Loan Bank	1/29/2024	1/15/2027	4.13	29,350,000	29,283,963	29,289,639	28,857,507
Federal Agencies	3130AYPN0	Federal Home Loan Bank	1/29/2024	1/15/2027	4.13	50,000,000	49,887,500	49,897,170	49,161,000
Federal Agencies	3133EPX91	Federal Farm Credit Bank	1/25/2024	1/25/2027	4.13	5,000,000	4,992,850	4,993,483	4,904,650
Federal Agencies	3133EPX91	Federal Farm Credit Bank	1/25/2024	1/25/2027	4.13	10,000,000	9,986,600	9,987,786	9,809,300
Federal Agencies	3133EPX91	Federal Farm Credit Bank	1/25/2024	1/25/2027	4.13	25,000,000	24,968,500	24,971,288	24,523,250
Federal Agencies	3133EPX91	Federal Farm Credit Bank	1/25/2024	1/25/2027	4.13	35,000,000	34,955,900	34,959,803	34,332,550
Federal Agencies	3133EPX91	Federal Farm Credit Bank	1/25/2024	1/25/2027	4.13	50,000,000	49,933,000	49,938,930	49,046,500
Federal Agencies	3130ARB59	Federal Home Loan Bank	3/22/2022	3/8/2027	2.35	25,000,000	25,000,000	25,000,000	23,274,125
Federal Agencies	3130ARB59	Federal Home Loan Bank	3/22/2022	3/8/2027	2.35	25,000,000	25,000,000	25,000,000	23,274,125
Federal Agencies	3130ARB59	Federal Home Loan Bank	3/22/2022	3/8/2027	2.35	25,000,000	25,000,000	25,000,000	23,274,125
Federal Agencies	3133ENRD4	Federal Farm Credit Bank	3/16/2022	3/10/2027	1.68	48,573,000	47,432,020	47,919,131	44,481,259
Federal Agencies	3133EP6K6	Federal Farm Credit Bank	4/2/2024	3/26/2027	4.50	50,000,000	49,910,000	49,912,399	49,518,550
Federal Agencies	3133ENTS9	Federal Farm Credit Bank	4/6/2022	4/5/2027	2.60	22,500,000	22,392,338	22,436,936	21,121,875
Federal Agencies	3133ENTS9	Federal Farm Credit Bank	4/6/2022	4/5/2027	2.60	24,500,000	24,377,010	24,427,958	22,999,375
Federal Agencies	3133ENTS9	Federal Farm Credit Bank	4/6/2022	4/5/2027	2.60	25,000,000	24,804,000	24,885,192	23,468,750
Federal Agencies	3130B0TY5	Federal Home Loan Bank	4/11/2024	4/9/2027	4.75	17,000,000	16,955,120	16,955,941	16,957,177
Federal Agencies	3130B0TY5	Federal Home Loan Bank	4/11/2024	4/9/2027	4.75	20,000,000	19,947,200	19,948,166	19,949,620
Federal Agencies	3130B0TY5	Federal Home Loan Bank	4/11/2024	4/9/2027	4.75	40,000,000	39,894,400	39,896,332	39,899,240
Federal Agencies	3130B0TY5	Federal Home Loan Bank	4/11/2024	4/9/2027	4.75	48,000,000	47,873,280	47,875,599	47,879,088
Federal Agencies	3133EN2L3	Federal Farm Credit Bank	11/17/2022	5/17/2027	4.13	4,650,000	4,646,792	4,647,829	4,555,345
Federal Agencies	3133EN2L3	Federal Farm Credit Bank	11/17/2022	5/17/2027	4.13	5,000,000	4,996,550	4,997,666	4,898,220
Federal Agencies	3133EN2L3	Federal Farm Credit Bank	11/17/2022	5/17/2027	4.13	21,000,000	20,987,001	20,991,205	20,572,524
Federal Agencies	3133EN2L3	Federal Farm Credit Bank	11/17/2022	5/17/2027	4.13	25,000,000	24,982,750	24,988,328	24,491,100
Federal Agencies	3133EPP66	Federal Farm Credit Bank	12/20/2023	5/20/2027	4.00	31,000,000	30,905,760	30,915,811	30,258,790

Investment Inventory

Pooled Fund

Type of Investment	CUSIP	Issuer Name	Maturity		Coupon	Par Value	Original Cost	Amortized	
			Settle Date	Date				Book Value	Market Value
Federal Agencies	3133EPP66	Federal Farm Credit Bank	12/20/2023	5/20/2027	4.00	58,850,000	58,662,269	58,682,291	57,442,897
Federal Agencies	3130ASGU7	Federal Home Loan Bank	7/19/2022	6/11/2027	3.50	10,000,000	10,141,500	10,089,902	9,623,470
Federal Agencies	3130ASGU7	Federal Home Loan Bank	7/19/2022	6/11/2027	3.50	12,375,000	12,552,829	12,487,983	11,909,044
Federal Agencies	3130ASGU7	Federal Home Loan Bank	7/20/2022	6/11/2027	3.50	21,725,000	22,016,550	21,910,339	20,906,989
Federal Agencies	3133EPMV4	Federal Farm Credit Bank	6/15/2023	6/15/2027	4.13	28,940,000	28,911,928	28,918,096	28,337,701
Federal Agencies	3133ENZK9	Federal Farm Credit Bank	7/7/2022	6/28/2027	3.24	27,865,000	28,099,066	28,013,529	26,565,209
Federal Agencies	3133EPBM6	Federal Farm Credit Bank	2/23/2023	8/23/2027	4.13	10,000,000	9,974,000	9,980,856	9,781,400
Federal Agencies	3133EPC60	Federal Farm Credit Bank	11/15/2023	11/15/2027	4.63	27,950,000	27,834,008	27,847,345	27,756,027
Federal Agencies	3133EPC60	Federal Farm Credit Bank	11/15/2023	11/15/2027	4.63	33,300,000	33,161,472	33,177,401	33,068,898
Federal Agencies	3134H1NT6	Freddie Mac	1/10/2024	1/10/2028	5.41	25,000,000	25,000,000	25,000,000	24,787,750
Federal Agencies	3134H1NT6	Freddie Mac	1/10/2024	1/10/2028	5.41	25,000,000	25,000,000	25,000,000	24,787,750
Federal Agencies	3134H1NT6	Freddie Mac	1/10/2024	1/10/2028	5.41	65,000,000	65,000,000	65,000,000	64,448,150
Federal Agencies	3135GANG2	Fannie Mae	2/14/2024	2/18/2028	5.13	25,000,000	25,000,000	25,000,000	24,713,000
Federal Agencies	3135GANG2	Fannie Mae	2/14/2024	2/18/2028	5.13	25,000,000	25,000,000	25,000,000	24,713,000
Federal Agencies	3135GANG2	Fannie Mae	2/14/2024	2/18/2028	5.13	50,000,000	50,000,000	50,000,000	49,426,000
Federal Agencies	3133EP5S0	Federal Farm Credit Bank	4/9/2024	3/20/2028	4.25	4,971,000	4,916,667	4,917,496	4,882,914
Federal Agencies	3133EPSK2	Federal Farm Credit Bank	8/7/2023	8/7/2028	4.25	19,500,000	19,412,250	19,425,122	19,160,349
Federal Agencies	3133EPUN3	Federal Farm Credit Bank	8/28/2023	8/28/2028	4.50	10,000,000	9,979,100	9,981,926	9,920,830
Federal Agencies	3133EPUN3	Federal Farm Credit Bank	8/28/2023	8/28/2028	4.50	15,000,000	14,962,800	14,967,829	14,881,245
Federal Agencies	3133EPUN3	Federal Farm Credit Bank	8/28/2023	8/28/2028	4.50	25,000,000	24,943,500	24,951,138	24,802,075
Federal Agencies	3133EPUN3	Federal Farm Credit Bank	8/28/2023	8/28/2028	4.50	33,000,000	32,904,960	32,917,809	32,738,739
Federal Agencies	3133EPC45	Federal Farm Credit Bank	11/13/2023	11/13/2028	4.63	12,000,000	11,984,040	11,985,525	11,971,320
Federal Agencies	3133EPC45	Federal Farm Credit Bank	11/13/2023	11/13/2028	4.63	20,000,000	19,971,600	19,974,243	19,952,200
Federal Agencies	3133EPC45	Federal Farm Credit Bank	11/13/2023	11/13/2028	4.63	55,000,000	54,922,285	54,929,516	54,868,550
Federal Agencies	3130AVBD3	Federal Home Loan Bank	4/9/2024	3/9/2029	4.50	25,000,000	25,018,750	25,018,520	24,775,750
Federal Agencies	3134H1YE7	Freddie Mac	3/28/2024	3/14/2029	5.91	20,000,000	20,000,000	20,000,000	19,895,200
Federal Agencies	3134H1YE7	Freddie Mac	3/28/2024	3/14/2029	5.91	20,000,000	20,000,000	20,000,000	19,895,200
Federal Agencies	3134H1YE7	Freddie Mac	3/28/2024	3/14/2029	5.91	20,000,000	20,000,000	20,000,000	19,895,200
Federal Agencies	3134H1YE7	Freddie Mac	3/28/2024	3/14/2029	5.91	55,000,000	55,000,000	55,000,000	54,711,800
Federal Agencies	3133EP5U5	Federal Farm Credit Bank	4/8/2024	3/20/2029	4.13	51,660,000	51,008,309	51,016,604	50,386,581
Federal Agencies	3134H1G64	Freddie Mac	4/16/2024	4/16/2029	6.03	25,000,000	25,000,000	25,000,000	25,005,750
Federal Agencies	3134H1G64	Freddie Mac	4/16/2024	4/16/2029	6.03	25,000,000	25,000,000	25,000,000	25,005,750
Federal Agencies	3134H1G64	Freddie Mac	4/16/2024	4/16/2029	6.03	65,000,000	65,000,000	65,000,000	65,014,950
Subtotals					3.37	\$ 7,210,959,000	\$ 7,197,716,024	\$ 7,202,014,319	\$ 7,041,156,837
Public Time Deposits	PPG1KB100	Bank of San Francisco	12/4/2023	6/3/2024	5.44	\$ 10,000,000	\$ 10,000,000	\$ 10,000,000	\$ 10,000,000
Public Time Deposits	PPG2JA6N9	Bridge Bank NA	12/18/2023	6/17/2024	5.36	10,000,000	10,000,000	10,000,000	10,000,000
Public Time Deposits	PPG5M8MH8	Bank of San Francisco	1/8/2024	7/8/2024	5.30	10,000,000	10,000,000	10,000,000	10,000,000
Public Time Deposits	PPGG8E735	Bridge Bank NA	1/16/2024	7/15/2024	5.26	10,000,000	10,000,000	10,000,000	10,000,000
Subtotals					5.34	\$ 40,000,000	\$ 40,000,000	\$ 40,000,000	\$ 40,000,000

Investment Inventory

Pooled Fund

Type of Investment	CUSIP	Issuer Name	Maturity		Coupon	Par Value	Original Cost	Amortized	
			Settle Date	Date				Book Value	Market Value
Negotiable CDs	78015JHT7	Royal Bank of Canada/NY	12/8/2023	6/3/2024	5.53	\$ 60,000,000	\$ 60,000,000	\$ 60,000,000	\$ 60,003,674
Negotiable CDs	89115BNG1	Toronto Dominion Bank/NY	6/27/2023	6/5/2024	5.85	50,000,000	50,000,000	50,000,000	50,011,175
Negotiable CDs	06367DBJ3	Bank of Montreal/CHI	7/17/2023	6/7/2024	5.89	50,000,000	50,000,000	50,000,000	50,010,272
Negotiable CDs	06367DAU9	Bank of Montreal/CHI	6/27/2023	6/21/2024	5.87	100,000,000	100,000,000	100,000,000	100,033,683
Negotiable CDs	78015JXW2	Royal Bank of Canada/NY	6/28/2023	6/28/2024	5.89	50,000,000	50,000,000	50,000,000	50,020,168
Negotiable CDs	06367DAX3	Bank of Montreal/CHI	7/5/2023	7/1/2024	6.00	100,000,000	100,000,000	100,000,000	100,041,195
Negotiable CDs	06367DBR5	Bank of Montreal/CHI	7/24/2023	7/1/2024	5.93	50,000,000	50,000,000	50,000,000	50,016,497
Negotiable CDs	06367DFX8	Bank of Montreal/CHI	12/8/2023	7/1/2024	5.56	50,000,000	50,000,000	50,000,000	49,996,824
Negotiable CDs	13606KZR0	Canadian Imperial Bank/NY	8/7/2023	7/1/2024	5.89	50,000,000	50,000,000	50,000,000	50,014,372
Negotiable CDs	89115BNV8	Toronto Dominion Bank/NY	12/8/2023	7/1/2024	5.56	50,000,000	50,000,000	50,000,000	50,006,114
Negotiable CDs	89115BRG7	Toronto Dominion Bank/NY	7/6/2023	7/1/2024	6.05	50,000,000	50,000,000	50,000,000	50,034,162
Negotiable CDs	89115BS84	Toronto Dominion Bank/NY	7/17/2023	7/1/2024	5.91	50,000,000	50,000,000	50,000,000	50,023,918
Negotiable CDs	89115BSQ4	Toronto Dominion Bank/NY	7/24/2023	7/1/2024	5.93	50,000,000	50,000,000	50,000,000	50,026,009
Negotiable CDs	89115BV80	Toronto Dominion Bank/NY	8/2/2023	7/3/2024	5.90	50,000,000	50,000,000	50,000,000	50,024,913
Negotiable CDs	89115DC20	Toronto Dominion Bank/NY	3/5/2024	7/15/2024	5.38	70,000,000	70,000,000	70,000,000	69,993,220
Negotiable CDs	06367DBW4	Bank of Montreal/CHI	8/1/2023	7/29/2024	5.97	50,000,000	50,000,000	50,000,000	50,026,433
Negotiable CDs	13606KZN9	Canadian Imperial Bank/NY	8/2/2023	7/29/2024	5.92	60,000,000	60,000,000	60,000,000	60,024,918
Negotiable CDs	06367DDS1	Bank of Montreal/CHI	10/10/2023	8/9/2024	5.88	50,000,000	50,000,000	50,000,000	50,026,387
Negotiable CDs	13606KD78	Canadian Imperial Bank/NY	9/20/2023	8/12/2024	5.92	50,000,000	50,000,000	50,000,000	50,030,055
Negotiable CDs	78015J7F8	Royal Bank of Canada/NY	9/20/2023	8/12/2024	5.93	60,000,000	60,000,000	60,000,000	60,052,625
Negotiable CDs	06367DCF0	Bank of Montreal/CHI	8/28/2023	8/14/2024	6.01	50,000,000	50,000,000	50,000,000	50,040,137
Negotiable CDs	78015JE37	Royal Bank of Canada/NY	10/31/2023	8/15/2024	5.86	50,000,000	50,000,000	50,000,000	50,039,863
Negotiable CDs	13606KF92	Canadian Imperial Bank/NY	10/10/2023	8/16/2024	5.88	50,000,000	50,000,000	50,000,000	50,028,373
Negotiable CDs	78015JE78	Royal Bank of Canada/NY	10/31/2023	8/26/2024	5.86	50,000,000	50,000,000	50,000,000	50,041,356
Negotiable CDs	13606KC38	Canadian Imperial Bank/NY	9/11/2023	9/9/2024	5.94	50,000,000	50,000,000	50,000,000	50,040,670
Negotiable CDs	78015J5K9	Royal Bank of Canada/NY	9/12/2023	9/9/2024	5.90	60,000,000	60,000,000	60,000,000	60,050,514
Negotiable CDs	89115DC61	Toronto Dominion Bank/NY	3/6/2024	9/10/2024	5.37	50,000,000	50,000,000	50,000,000	49,976,561
Negotiable CDs	13606KW51	Canadian Imperial Bank/NY	3/6/2024	9/11/2024	5.37	50,000,000	50,000,000	50,000,000	49,968,596
Negotiable CDs	06367DD44	Bank of Montreal/CHI	9/22/2023	9/23/2024	5.97	50,000,000	50,000,000	50,000,000	50,051,641
Negotiable CDs	78015JAK3	Royal Bank of Canada/NY	9/22/2023	9/23/2024	5.96	60,000,000	60,000,000	60,000,000	60,066,982
Negotiable CDs	89115DCA2	Toronto Dominion Bank/NY	3/6/2024	9/25/2024	5.36	50,000,000	50,000,000	50,000,000	49,978,568
Negotiable CDs	06367DE43	Bank of Montreal/CHI	11/2/2023	10/21/2024	5.86	60,000,000	60,000,000	60,000,000	60,049,863
Negotiable CDs	89115BH52	Toronto Dominion Bank/NY	10/26/2023	10/21/2024	5.93	50,000,000	50,000,000	50,000,000	50,062,638
Negotiable CDs	06367DFA8	Bank of Montreal/CHI	12/1/2023	10/24/2024	5.58	50,000,000	50,000,000	50,000,000	49,983,216
Negotiable CDs	13606KZ41	Canadian Imperial Bank/NY	4/3/2024	10/24/2024	5.43	50,000,000	50,000,000	50,000,000	49,972,981
Negotiable CDs	78015JJ73	Royal Bank of Canada/NY	12/13/2023	10/24/2024	5.48	50,000,000	50,000,000	50,000,000	49,969,495
Negotiable CDs	89115BP95	Toronto Dominion Bank/NY	12/11/2023	10/24/2024	5.58	50,000,000	50,000,000	50,000,000	49,992,257
Negotiable CDs	89115DJ56	Toronto Dominion Bank/NY	4/3/2024	10/24/2024	5.43	50,000,000	50,000,000	50,000,000	49,979,873
Negotiable CDs	06367DEK7	Bank of Montreal/CHI	11/8/2023	11/6/2024	5.80	50,000,000	50,000,000	50,000,000	50,028,727
Negotiable CDs	06367DJB2	Bank of Montreal/CHI	4/12/2024	11/8/2024	5.44	51,000,000	51,000,000	51,000,000	50,971,829
Negotiable CDs	89115BT59	Toronto Dominion Bank/NY	4/15/2024	12/2/2024	5.51	50,000,000	50,000,000	50,000,000	49,996,740
Negotiable CDs	13606KZ66	Canadian Imperial Bank/NY	4/4/2024	1/2/2025	5.40	50,000,000	50,000,000	50,000,000	49,937,582
Negotiable CDs	89115DK21	Toronto Dominion Bank/NY	4/4/2024	1/2/2025	5.40	50,000,000	50,000,000	50,000,000	49,949,094
Negotiable CDs	89115BSZ4	Toronto Dominion Bank/NY	4/15/2024	4/9/2025	5.55	50,000,000	50,000,000	50,000,000	49,985,296
Subtotals					5.75	\$ 2,381,000,000	\$ 2,381,000,000	\$ 2,381,000,000	\$ 2,381,579,468
Commercial Paper	89233GE36	Toyota Motor Credit	8/8/2023	5/3/2024	0.00	\$ 60,000,000	\$ 57,489,333	\$ 59,981,333	\$ 59,991,100
Commercial Paper	62479LE68	MUFG Bank Ltd/NY	3/4/2024	5/6/2024	0.00	51,000,000	50,521,620	50,962,033	50,969,967
Commercial Paper	89233GE69	Toyota Motor Credit	8/15/2023	5/6/2024	0.00	50,000,000	47,938,889	49,961,111	49,970,333
Commercial Paper	59515ME84	Microsoft	12/13/2023	5/8/2024	0.00	50,000,000	48,909,750	49,948,083	49,955,917

Investment Inventory

Pooled Fund

Type of Investment	CUSIP	Issuer Name	Maturity			Amortized			
			Settle Date	Date	Coupon	Par Value	Original Cost	Book Value	Market Value
Commercial Paper	59515ME84	Microsoft	12/13/2023	5/8/2024	0.00	50,000,000	48,909,750	49,948,083	49,955,917
Commercial Paper	89233GEL6	Toyota Motor Credit	1/16/2024	5/20/2024	0.00	80,000,000	78,536,111	79,777,489	79,788,400
Commercial Paper	62479LEQ4	MUFG Bank Ltd/NY	2/20/2024	5/24/2024	0.00	40,000,000	39,440,178	39,863,022	39,870,200
Commercial Paper	62479LFE0	MUFG Bank Ltd/NY	2/20/2024	6/14/2024	0.00	20,000,000	19,658,833	19,869,467	19,872,433
Commercial Paper	59157TFH1	MetLife Short term	3/5/2024	6/17/2024	0.00	41,000,000	40,376,982	40,718,444	40,722,339
Commercial Paper	62479LFJ9	MUFG Bank Ltd/NY	2/20/2024	6/18/2024	0.00	55,000,000	54,029,158	54,608,400	54,616,558
Commercial Paper	62479LG17	MUFG Bank Ltd/NY	10/26/2023	7/1/2024	0.00	50,000,000	48,046,042	49,521,319	49,554,167
Commercial Paper	89233GG18	Toyota Motor Credit	10/23/2023	7/1/2024	0.00	50,000,000	48,036,500	49,524,708	49,553,333
Commercial Paper	89233GG18	Toyota Motor Credit	11/7/2023	7/1/2024	0.00	50,000,000	48,169,833	49,528,944	49,553,333
Commercial Paper	59515MGF6	Microsoft	3/5/2024	7/15/2024	0.00	10,000,000	9,808,600	9,891,250	9,890,850
Commercial Paper	59157TGQ0	MetLife Short term	3/5/2024	7/24/2024	0.00	48,500,000	47,508,418	47,909,270	47,907,357
Commercial Paper	59157TK44	MetLife Short term	3/28/2024	10/4/2024	0.00	15,000,000	14,588,333	14,662,000	14,659,646
Commercial Paper	89233GKP0	Toyota Motor Credit	3/26/2024	10/23/2024	0.00	75,000,000	72,714,167	73,104,167	73,089,625
Commercial Paper	59157TKQ5	MetLife Short term	4/3/2024	10/24/2024	0.00	10,000,000	9,705,900	9,746,267	9,743,819
Commercial Paper	62479LKQ7	MUFG Bank Ltd/NY	3/25/2024	10/24/2024	0.00	50,000,000	48,455,750	48,724,000	48,702,083
Commercial Paper	62479LKQ7	MUFG Bank Ltd/NY	4/3/2024	10/24/2024	0.00	50,000,000	48,501,167	48,706,889	48,702,083
Commercial Paper	89233GKQ8	Toyota Motor Credit	4/2/2024	10/24/2024	0.00	50,000,000	48,508,056	48,719,111	48,719,097
Commercial Paper	62479LL45	MUFG Bank Ltd/NY	4/12/2024	11/4/2024	0.00	23,000,000	22,303,777	22,365,992	22,365,430
Commercial Paper	62479LLJ2	MUFG Bank Ltd/NY	4/12/2024	11/18/2024	0.00	52,000,000	50,318,956	50,464,137	50,460,222
Commercial Paper	89233GM29	Toyota Motor Credit	4/15/2024	12/2/2024	0.00	65,000,000	62,789,458	62,942,569	62,959,867
Commercial Paper	62479LM44	MUFG Bank Ltd/NY	4/30/2024	12/4/2024	0.00	36,000,000	34,835,880	34,841,220	34,848,720
Commercial Paper	62479LMG7	MUFG Bank Ltd/NY	4/30/2024	12/16/2024	0.00	50,000,000	48,297,361	48,304,764	48,315,333
Subtotals					0.00	\$ 1,181,500,000	\$ 1,148,398,802	\$ 1,164,596,074	\$ 1,164,738,131
Money Market Funds	09248U718	BlackRock Liquidity Funds T-Fund	4/30/2024	5/1/2024	5.18	\$ 13,270,477	\$ 13,270,477	\$ 13,270,477	\$ 13,270,477
Money Market Funds	31607A703	Fidelity Govt Portfolio	4/30/2024	5/1/2024	5.24	765,176,784	765,176,784	765,176,784	765,176,784
Money Market Funds	608919718	Federated Hermes Govt Obligations F	4/30/2024	5/1/2024	5.22	464,435,226	464,435,226	464,435,226	464,435,226
Money Market Funds	262006208	Dreyfus Government Cash Manageme	4/30/2024	5/1/2024	5.19	12,610,133	12,610,133	12,610,133	12,610,133
Money Market Funds	85749T517	State Street Institutional U.S. Govt MM	4/30/2024	5/1/2024	5.22	461,197,126	461,197,126	461,197,126	461,197,126
Money Market Funds	61747C319	Morgan Stanley Institutional Liquidity F	4/30/2024	5/1/2024	5.22	25,125,006	25,125,006	25,125,006	25,125,006
Subtotals					5.15	\$ 1,741,814,752	\$ 1,741,814,752	\$ 1,741,814,752	\$ 1,741,814,752
Supranationals	45906M3B5	Int'l Bank for Recon and Dev	3/23/2022	6/14/2024	1.98	\$ 100,000,000	\$ 100,000,000	\$ 100,000,000	\$ 99,536,000
Supranationals	4581X0EE4	Inter-American Development Bank	7/1/2022	7/1/2024	3.25	80,000,000	79,992,000	79,999,332	79,716,960
Supranationals	459056HV2	Int'l Bank for Recon and Dev	11/2/2021	8/28/2024	1.50	50,000,000	50,984,250	50,113,714	49,364,500
Supranationals	4581X0DZ8	Inter-American Development Bank	11/4/2021	9/23/2024	0.50	50,000,000	49,595,500	49,944,352	49,050,150
Supranationals	45950VQG4	International Finance Corp	10/22/2021	9/23/2024	0.44	10,000,000	9,918,700	9,988,952	9,804,500
Supranationals	4581X0CM8	Inter-American Development Bank	4/26/2021	1/15/2025	2.13	100,000,000	105,676,000	101,080,944	97,797,500
Supranationals	459058HT3	Int'l Bank for Recon and Dev	3/22/2024	1/15/2025	1.63	29,314,000	28,488,811	28,599,204	28,578,922
Supranationals	459058JB0	Int'l Bank for Recon and Dev	7/23/2021	4/22/2025	0.63	40,000,000	40,086,000	40,022,364	38,263,360
Supranationals	4581X0DN5	Inter-American Development Bank	11/1/2021	7/15/2025	0.63	28,900,000	28,519,098	28,776,038	27,356,653
Supranationals	45950VRU2	International Finance Corp	1/26/2023	1/26/2026	4.02	100,000,000	100,000,000	100,000,000	97,960,000
Supranationals	45818WDG8	Inter-American Development Bank	8/25/2021	2/27/2026	0.82	19,500,000	19,556,907	19,523,046	18,048,810
Supranationals	4581X0EN4	Inter-American Development Bank	4/9/2024	2/15/2029	4.13	25,000,000	24,630,000	24,634,591	24,330,500
Subtotals					2.20	\$ 632,714,000	\$ 637,447,266	\$ 632,682,538	\$ 619,807,855
Grand Totals					3.20	\$ 16,858,987,752	\$ 16,802,629,566	\$ 16,814,835,626	\$ 16,468,164,752

Monthly Investment Earnings

Pooled Fund

For month ended April 30, 2024

Type of Investment	CUSIP	Issuer Name	Par Value	Accrued Interest Earned	(Amortization) / Accretion	Realized Gain/(Loss)	Total Earnings
U.S. Treasuries	91282CBC4	T 0.375 12/31/2025	\$ 50,000,000	15,453	9,236	\$	24,689
U.S. Treasuries	91282CAT8	T 0.250 10/31/2025	50,000,000	10,298	12,308		22,607
U.S. Treasuries	91282CBC4	T 0.375 12/31/2025	50,000,000	15,453	12,355		27,808
U.S. Treasuries	91282CAT8	T 0.250 10/31/2025	50,000,000	10,298	16,230		26,529
U.S. Treasuries	91282CAT8	T 0.250 10/31/2025	50,000,000	10,298	16,766		27,064
U.S. Treasuries	912828ZW3	T 0.250 06/30/2025	50,000,000	10,302	16,369		26,671
U.S. Treasuries	912828ZW3	T 0.250 06/30/2025	50,000,000	10,302	18,241		28,543
U.S. Treasuries	912828G38	T 2.250 11/15/2024	50,000,000	92,720	(70,382)		22,338
U.S. Treasuries	912828G38	T 2.250 11/15/2024	50,000,000	92,720	(72,065)		20,655
U.S. Treasuries	912828YY0	T 1.750 12/31/2024	50,000,000	72,115	(48,159)		23,956
U.S. Treasuries	912828ZC7	T 1.125 02/28/2025	50,000,000	45,856	(20,990)		24,866
U.S. Treasuries	912828Z52	T 1.375 01/31/2025	50,000,000	56,662	(32,408)		24,254
U.S. Treasuries	912828Y87	T 1.750 07/31/2024	50,000,000	72,115	(54,412)		17,703
U.S. Treasuries	912828ZC7	T 1.125 02/28/2025	50,000,000	45,856	(20,938)		24,918
U.S. Treasuries	912828Z52	T 1.375 01/31/2025	50,000,000	56,662	(32,613)		24,049
U.S. Treasuries	912828YM6	T 1.500 10/31/2024	50,000,000	61,791	(40,450)		21,341
U.S. Treasuries	912828ZF0	T 0.500 03/31/2025	50,000,000	20,492	4,579		25,071
U.S. Treasuries	912828ZF0	T 0.500 03/31/2025	50,000,000	20,492	3,332		23,824
U.S. Treasuries	91282CAM3	T 0.250 09/30/2025	50,000,000	10,246	16,678		26,924
U.S. Treasuries	912828ZW3	T 0.250 06/30/2025	50,000,000	10,302	14,280		24,582
U.S. Treasuries	912828ZW3	T 0.250 06/30/2025	50,000,000	10,302	16,231		26,533
U.S. Treasuries	912828ZW3	T 0.250 06/30/2025	50,000,000	10,302	14,882		25,184
U.S. Treasuries	912828ZL7	T 0.375 04/30/2025	50,000,000	15,448	7,999		23,447
U.S. Treasuries	91282CBW0	T 0.750 04/30/2026	50,000,000	30,895	5,737		36,632
U.S. Treasuries	91282CBW0	T 0.750 04/30/2026	50,000,000	30,895	4,586		35,482
U.S. Treasuries	91282CCJ8	T 0.875 06/30/2026	50,000,000	36,058	1,124		37,182
U.S. Treasuries	91282CCC3	T 0.250 05/15/2024	50,000,000	10,302	8,051		18,353
U.S. Treasuries	912828XT2	T 2.000 05/31/2024	50,000,000	81,967	(64,066)		17,901
U.S. Treasuries	912828ZW3	T 0.250 06/30/2025	50,000,000	10,302	14,274		24,577
U.S. Treasuries	91282CCJ8	T 0.875 06/30/2026	50,000,000	36,058	(1,164)		34,894
U.S. Treasuries	91282CCJ8	T 0.875 06/30/2026	50,000,000	36,058	(5,749)		30,309
U.S. Treasuries	91282CCJ8	T 0.875 06/30/2026	50,000,000	36,058	(5,457)		30,601
U.S. Treasuries	912828R36	T 1.625 05/15/2026	50,000,000	66,964	(37,617)		29,347
U.S. Treasuries	91282CAM3	T 0.250 09/30/2025	50,000,000	10,246	14,121		24,367
U.S. Treasuries	912828ZW3	T 0.250 06/30/2025	50,000,000	10,302	10,526		20,829
U.S. Treasuries	91282CAB7	T 0.250 07/31/2025	50,000,000	10,302	11,147		21,450
U.S. Treasuries	912828ZW3	T 0.250 06/30/2025	50,000,000	10,302	12,509		22,811
U.S. Treasuries	91282CCJ8	T 0.875 06/30/2026	50,000,000	36,058	(6,812)		29,245
U.S. Treasuries	91282CAB7	T 0.250 07/31/2025	50,000,000	10,302	13,128		23,430
U.S. Treasuries	91282CCL3	T 0.375 07/15/2024	50,000,000	15,453	55		15,508
U.S. Treasuries	91282CCL3	T 0.375 07/15/2024	50,000,000	15,453	1,094		16,547
U.S. Treasuries	91282CCJ8	T 0.875 06/30/2026	50,000,000	36,058	(4,038)		32,020
U.S. Treasuries	91282CCT6	T 0.375 08/15/2024	50,000,000	15,453	2,806		18,259
U.S. Treasuries	912828R36	T 1.625 05/15/2026	50,000,000	66,964	(32,938)		34,027
U.S. Treasuries	912828XB1	T 2.125 05/15/2025	50,000,000	87,569	(63,278)		24,291
U.S. Treasuries	91282CCJ8	T 0.875 06/30/2026	50,000,000	36,058	1,078		37,135
U.S. Treasuries	91282CCW9	T 0.750 08/31/2026	50,000,000	30,571	9,190		39,761
U.S. Treasuries	91282CCZ2	T 0.875 09/30/2026	50,000,000	35,861	5,125		40,985

Monthly Investment Earnings

Pooled Fund

Type of Investment	CUSIP	Issuer Name	Par Value	Accrued Interest Earned	(Amortization) / Accretion	Realized Gain/(Loss)	Total Earnings
U.S. Treasuries	91282CCZ2	T 0.875 09/30/2026	50,000,000	35,861	5,415		41,275
U.S. Treasuries	91282CCJ8	T 0.875 06/30/2026	50,000,000	36,058	7,086		43,143
U.S. Treasuries	91282CCZ2	T 0.875 09/30/2026	50,000,000	35,861	11,317		47,177
U.S. Treasuries	91282CDK4	T 1.250 11/30/2026	50,000,000	51,230	(1,189)		50,040
U.S. Treasuries	91282CDK4	T 1.250 11/30/2026	50,000,000	51,230	(1,933)		49,297
U.S. Treasuries	912828ZW3	T 0.250 06/30/2025	50,000,000	10,302	31,616		41,919
U.S. Treasuries	91282CCJ8	T 0.875 06/30/2026	50,000,000	36,058	17,814		53,872
U.S. Treasuries	91282CDQ1	T 1.250 11/30/2026	50,000,000	51,511	49,929		101,440
U.S. Treasuries	91282CDK4	T 1.250 11/30/2026	50,000,000	51,230	51,351		102,581
U.S. Treasuries	91282CEF4	T 2.500 03/31/2027	25,000,000	51,230	3,992		55,222
U.S. Treasuries	91282CCL3	T 0.375 07/15/2024	50,000,000	15,453	88,281		103,735
U.S. Treasuries	91282CFK2	T 3.500 09/15/2025	50,000,000	142,663	28,806		171,469
U.S. Treasuries	91282CHX2	T 4.375 08/31/2028	50,000,000	178,329	(2,005)		176,324
U.S. Treasuries	91282CHK0	T 4.000 06/30/2028	50,000,000	164,835	465		165,300
U.S. Treasuries	91282CHK0	T 4.000 06/30/2028	50,000,000	164,835	1,334		166,169
U.S. Treasuries	91282CHK0	T 4.000 06/30/2028	50,000,000	164,835	1,767		166,602
U.S. Treasuries	91282CHL8	T 4.625 06/30/2025	50,000,000	190,591	1,379		191,969
U.S. Treasuries	91282CHK0	T 4.000 06/30/2028	50,000,000	164,835	6,020		170,855
U.S. Treasuries	91282CHK0	T 4.000 06/30/2028	50,000,000	164,835	13,271		178,107
U.S. Treasuries	912797GL5	B 0.000 09/05/2024	50,000,000		212,571		212,571
U.S. Treasuries	91282CEW7	T 3.250 06/30/2027	50,000,000	133,929	45,072		179,001
U.S. Treasuries	91282CEW7	T 3.250 06/30/2027	50,000,000	125,000	44,656		169,656
U.S. Treasuries	91282CKD2	T 4.250 02/28/2029	50,000,000	132,813	2,916		135,729
U.S. Treasuries	9128284N7	T 2.875 05/15/2028	65,000,000	112,946	57,576		170,522
U.S. Treasuries	9128286B1	T 2.625 02/15/2029	50,000,000	72,115	48,437		120,552
U.S. Treasuries	912797JW8	B 0.000 05/14/2024	31,000,000		4,544		4,544
Subtotals			\$ 3,671,000,000	\$ 3,917,579	\$ 410,988	\$ -	\$ 4,328,567
Federal Agencies	3133ELCP7	FFCB 1.625 12/03/2024	\$ 25,000,000	\$ 33,854	\$ 657		\$ 34,511
Federal Agencies	3137EAEP0	FHLMC 1.500 02/12/2025	15,000,000	18,750	190		18,940
Federal Agencies	3137EAEP0	FHLMC 1.500 02/12/2025	5,000,000	6,250	63		6,313
Federal Agencies	3137EAEP0	FHLMC 1.500 02/12/2025	5,000,000	6,250	63		6,313
Federal Agencies	3137EAEP0	FHLMC 1.500 02/12/2025	5,000,000	6,250	63		6,313
Federal Agencies	3137EAEP0	FHLMC 1.500 02/12/2025	50,000,000	62,500	633		63,133
Federal Agencies	3133ELQY3	FFCB 1.210 03/03/2025	24,000,000	24,200	594		24,794
Federal Agencies	3133ELQY3	FFCB 1.210 03/03/2025	16,000,000	16,133	154		16,287
Federal Agencies	3135G05X7	FNMA 0.375 08/25/2025	72,500,000	22,656	11,657		34,313
Federal Agencies	3137EAEX3	FHLMC 0.375 09/23/2025	22,600,000	7,063	5,492		12,555
Federal Agencies	3135G05X7	FNMA 0.375 08/25/2025	25,000,000	7,813	5,794		13,606
Federal Agencies	3133EMWT5	FFCB 0.600 04/21/2025	50,000,000	25,000	544		25,544
Federal Agencies	3135G0X24	FNMA 1.625 01/07/2025	39,060,000	52,894	(34,765)		18,128
Federal Agencies	3137EAEP0	FHLMC 1.500 02/12/2025	53,532,000	66,915	(41,308)		25,607
Federal Agencies	3133EMWV0	FFCB 0.350 04/22/2024		7,963	(212)		7,751
Federal Agencies	3133EMWV0	FFCB 0.350 04/22/2024		6,007	(160)		5,848
Federal Agencies	3133EMWV0	FFCB 0.350 04/22/2024		3,378	(90)		3,288
Federal Agencies	3130AN4A5	FHLB 0.700 06/30/2025	17,680,000	10,313	(1,131)		9,182
Federal Agencies	3135G03U5	FNMA 0.625 04/22/2025	50,000,000	26,042	(2,348)		23,694
Federal Agencies	3133EMV25	FFCB 0.450 07/23/2024	50,000,000	18,750	(2,551)		16,199
Federal Agencies	3130ANMP2	FHLB 1.070 07/27/2026	25,000,000	22,292			22,292

Monthly Investment Earnings

Pooled Fund

Type of Investment	CUSIP	Issuer Name	Par Value	Accrued Interest Earned	(Amortization) / Accretion	Realized Gain/(Loss)	Total Earnings
Federal Agencies	3130ANMP2	FHLB 1.070 07/27/2026	25,000,000	22,292			22,292
Federal Agencies	3130ANMP2	FHLB 1.070 07/27/2026	25,000,000	22,292			22,292
Federal Agencies	3130ANMP2	FHLB 1.070 07/27/2026	25,000,000	22,292			22,292
Federal Agencies	3133EMZ21	FFCB 0.690 04/06/2026	15,500,000	8,913	738		9,651
Federal Agencies	3130ANNM8	FHLB 1.050 07/13/2026	25,000,000	21,875			21,875
Federal Agencies	3130ANNM8	FHLB 1.050 07/13/2026	25,000,000	21,875			21,875
Federal Agencies	3130ANNM8	FHLB 1.050 07/13/2026	25,000,000	21,875			21,875
Federal Agencies	3130ANNM8	FHLB 1.050 07/13/2026	25,000,000	21,875			21,875
Federal Agencies	3133EM5X6	FFCB 0.430 09/23/2024	25,000,000	8,958	691		9,649
Federal Agencies	3133EM5X6	FFCB 0.430 09/23/2024	50,000,000	17,917	1,382		19,299
Federal Agencies	3133EM5X6	FFCB 0.430 09/23/2024	50,000,000	17,917	1,382		19,299
Federal Agencies	3130ANTG5	FHLB 1.050 08/10/2026	25,000,000	21,875			21,875
Federal Agencies	3130ANTG5	FHLB 1.050 08/10/2026	25,000,000	21,875			21,875
Federal Agencies	3130ANTG5	FHLB 1.050 08/10/2026	25,000,000	21,875			21,875
Federal Agencies	3130ANTG5	FHLB 1.050 08/10/2026	25,000,000	21,875			21,875
Federal Agencies	3130AP6T7	FHLB 1.075 09/03/2026	25,000,000	22,396			22,396
Federal Agencies	3130AP6T7	FHLB 1.075 09/03/2026	25,000,000	22,396			22,396
Federal Agencies	3130AP6T7	FHLB 1.075 09/03/2026	25,000,000	22,396			22,396
Federal Agencies	3130AP6T7	FHLB 1.075 09/03/2026	25,000,000	22,396			22,396
Federal Agencies	3130A8ZQ9	FHLB 1.750 09/12/2025	10,295,000	15,014	(5,965)		9,049
Federal Agencies	3133ENEG1	FFCB 1.050 11/17/2025	55,000,000	48,125	1,581		49,706
Federal Agencies	3133ENEG1	FFCB 1.050 11/17/2025	39,675,000	34,716	1,084		35,799
Federal Agencies	3133ENEJ5	FFCB 0.875 11/18/2024	50,000,000	36,458	1,574		38,032
Federal Agencies	3133ENEJ5	FFCB 0.875 11/18/2024	10,000,000	7,292	315		7,606
Federal Agencies	3133ENEJ5	FFCB 0.875 11/18/2024	10,000,000	7,292	315		7,606
Federal Agencies	3130APPR0	FHLB 1.430 10/19/2026	25,000,000	29,792			29,792
Federal Agencies	3130APPR0	FHLB 1.430 10/19/2026	25,000,000	29,792			29,792
Federal Agencies	3130APPR0	FHLB 1.430 10/19/2026	25,000,000	29,792			29,792
Federal Agencies	3130APPR0	FHLB 1.430 10/19/2026	25,000,000	29,792			29,792
Federal Agencies	3130AQ7L1	FHLB 1.605 11/16/2026	25,000,000	33,438			33,438
Federal Agencies	3130AQ7L1	FHLB 1.605 11/16/2026	25,000,000	33,438			33,438
Federal Agencies	3130AQ7L1	FHLB 1.605 11/16/2026	25,000,000	33,438			33,438
Federal Agencies	3130AQ7L1	FHLB 1.605 11/16/2026	25,000,000	33,438			33,438
Federal Agencies	3133ENGQ7	FFCB 0.920 12/09/2024	50,000,000	38,333	411		38,744
Federal Agencies	3133ENGQ7	FFCB 0.920 12/09/2024	50,000,000	38,333	1,013		39,346
Federal Agencies	3135G04Z3	FNMA 0.500 06/17/2025	10,000,000	4,167	4,904		9,071
Federal Agencies	3135G03U5	FNMA 0.625 04/22/2025	37,938,000	19,759	13,896		33,656
Federal Agencies	3135G04Z3	FNMA 0.500 06/17/2025	4,655,000	1,940	2,293		4,232
Federal Agencies	3135G03U5	FNMA 0.625 04/22/2025	50,000,000	26,042	18,425		44,467
Federal Agencies	3133ENHM5	FFCB 1.170 12/16/2025	45,000,000	43,875	943		44,818
Federal Agencies	3133ENHM5	FFCB 1.170 12/16/2025	50,000,000	48,750	1,047		49,797
Federal Agencies	3130AQJ95	FHLB 1.645 12/14/2026	25,000,000	34,271			34,271
Federal Agencies	3130AQJ95	FHLB 1.645 12/14/2026	25,000,000	34,271			34,271
Federal Agencies	3130AQJ95	FHLB 1.645 12/14/2026	25,000,000	34,271			34,271
Federal Agencies	3130AQJ95	FHLB 1.645 12/14/2026	25,000,000	34,271			34,271
Federal Agencies	3133ENKS8	FFCB 1.125 01/06/2025	20,000,000	18,750	1,237		19,987
Federal Agencies	3133ENKS8	FFCB 1.125 01/06/2025	25,000,000	23,438	1,547		24,984
Federal Agencies	3133ENKS8	FFCB 1.125 01/06/2025	25,000,000	23,438	1,547		24,984
Federal Agencies	3130ARB59	FHLB 2.350 03/08/2027	25,000,000	48,958			48,958

Monthly Investment Earnings

Pooled Fund

<u>Type of Investment</u>	<u>CUSIP</u>	<u>Issuer Name</u>	<u>Par Value</u>	<u>Accrued Interest Earned</u>	<u>(Amortization) / Accretion</u>	<u>Realized Gain/(Loss)</u>	<u>Total Earnings</u>
Federal Agencies	3130ARB59	FHLB 2.350 03/08/2027	25,000,000	48,958			48,958
Federal Agencies	3130ARB59	FHLB 2.350 03/08/2027	25,000,000	48,958			48,958
Federal Agencies	3130ARB59	FHLB 2.350 03/08/2027	25,000,000	48,958			48,958
Federal Agencies	3133ENRD4	FFCB 1.680 03/10/2027	48,573,000	68,002	18,807		86,810
Federal Agencies	3133ENUD0	FFCB 2.640 04/08/2026	20,000,000	44,000	797		44,797
Federal Agencies	3133ENUD0	FFCB 2.640 04/08/2026	30,000,000	66,000	1,195		67,195
Federal Agencies	3133ENTS9	FFCB 2.600 04/05/2027	24,500,000	53,083	2,022		55,105
Federal Agencies	3133ENTS9	FFCB 2.600 04/05/2027	22,500,000	48,750	1,770		50,520
Federal Agencies	3133ENTS9	FFCB 2.600 04/05/2027	25,000,000	54,167	3,222		57,389
Federal Agencies	3133ENWP1	FFCB 2.625 05/16/2024	45,000,000	98,438	2,493		100,931
Federal Agencies	3133ENWP1	FFCB 2.625 05/16/2024	50,000,000	109,375	2,770		112,145
Federal Agencies	3130A1XJ2	FHLB 2.875 06/14/2024	25,500,000	61,094	(2,063)		59,031
Federal Agencies	3130A1XJ2	FHLB 2.875 06/14/2024	50,000,000	119,792	(8,053)		111,739
Federal Agencies	3130A1XJ2	FHLB 2.875 06/14/2024	17,980,000	43,077	(2,526)		40,551
Federal Agencies	3130A1XJ2	FHLB 2.875 06/14/2024	15,955,000	38,226	(2,115)		36,110
Federal Agencies	3133ENXE5	FFCB 2.850 05/23/2025	6,000,000	14,250	230		14,480
Federal Agencies	3133ENXE5	FFCB 2.850 05/23/2025	20,000,000	47,500	766		48,266
Federal Agencies	3133ENYH7	FFCB 2.625 06/10/2024	100,000,000	218,750	5,294		224,044
Federal Agencies	3133ENYQ7	FFCB 2.950 06/13/2025	50,000,000	122,917	671		123,587
Federal Agencies	3133ENYX2	FFCB 3.250 06/17/2024	50,000,000	135,417	1,231		136,648
Federal Agencies	3133ENYX2	FFCB 3.250 06/17/2024	25,000,000	67,708	1,211		68,919
Federal Agencies	3133ENYX2	FFCB 3.250 06/17/2024	25,000,000	67,708	1,200		68,909
Federal Agencies	3133ENZS2	FFCB 3.100 06/28/2024	25,000,000	64,583	513		65,096
Federal Agencies	3133ENZS2	FFCB 3.100 06/28/2024	50,000,000	129,167	1,108		130,275
Federal Agencies	3133ENZS2	FFCB 3.100 06/28/2024	25,000,000	64,583	554		65,137
Federal Agencies	3133ENZK9	FFCB 3.240 06/28/2027	27,865,000	75,236	(3,865)		71,371
Federal Agencies	3130ASME6	FHLB 3.000 07/08/2024	15,000,000	37,500	1,194		38,694
Federal Agencies	3130ASME6	FHLB 3.000 07/08/2024	17,500,000	43,750	1,393		45,143
Federal Agencies	3130ASME6	FHLB 3.000 07/08/2024	10,000,000	25,000	796		25,796
Federal Agencies	3130ASGU7	FHLB 3.500 06/11/2027	12,375,000	36,094	(2,984)		33,110
Federal Agencies	3130ASGU7	FHLB 3.500 06/11/2027	10,000,000	29,167	(2,374)		26,793
Federal Agencies	3130ASGU7	FHLB 3.500 06/11/2027	21,725,000	63,365	(4,895)		58,470
Federal Agencies	3130ASHK8	FHLB 3.125 06/14/2024	28,000,000	72,917	4,133		77,050
Federal Agencies	3130ASHK8	FHLB 3.125 06/14/2024	28,210,000	73,464	4,115		77,579
Federal Agencies	3130ASG86	FHLB 3.375 06/13/2025	12,700,000	35,719	(3,044)		32,674
Federal Agencies	3130ASG86	FHLB 3.375 06/13/2025	11,940,000	33,581	(1,729)		31,852
Federal Agencies	3133ENJ35	FFCB 3.320 02/25/2026	35,000,000	96,833	993		97,826
Federal Agencies	3133ENJ84	FFCB 3.375 08/26/2024	50,000,000	140,625	3,427		144,052
Federal Agencies	3133ENP79	FFCB 4.250 09/26/2024	50,000,000	177,083	164		177,247
Federal Agencies	3130ATT31	FHLB 4.500 10/03/2024	50,000,000	187,500	5,962		193,462
Federal Agencies	3133ENZ37	FFCB 4.875 01/10/2025	20,000,000	81,250	45		81,295
Federal Agencies	3133ENZ37	FFCB 4.875 01/10/2025	10,000,000	40,625	23		40,648
Federal Agencies	3133ENZ37	FFCB 4.875 01/10/2025	20,000,000	81,250	16		81,266
Federal Agencies	3130ATVD6	FHLB 4.875 09/13/2024	50,000,000	203,125	(2,764)		200,361
Federal Agencies	3133EN2L3	FFCB 4.125 05/17/2027	21,000,000	72,188	238		72,425
Federal Agencies	3133EN2L3	FFCB 4.125 05/17/2027	5,000,000	17,188	63		17,251
Federal Agencies	3133EN2L3	FFCB 4.125 05/17/2027	4,650,000	15,984	59		16,043
Federal Agencies	3133EN2L3	FFCB 4.125 05/17/2027	25,000,000	85,938	315		86,253
Federal Agencies	3133ENZ94	FFCB 4.500 11/18/2024	25,000,000	93,750	1,088		94,838

Monthly Investment Earnings

Pooled Fund

<u>Type of Investment</u>	<u>CUSIP</u>	<u>Issuer Name</u>	<u>Par Value</u>	<u>Accrued Interest Earned</u>	<u>(Amortization) / Accretion</u>	<u>Realized Gain/(Loss)</u>	<u>Total Earnings</u>
Federal Agencies	3133EN4B3	FFCB 4.250 06/13/2025	15,000,000	53,125	382		53,507
Federal Agencies	3133EN4B3	FFCB 4.250 06/13/2025	15,000,000	53,125	335		53,460
Federal Agencies	3133EN4B3	FFCB 4.250 06/13/2025	15,000,000	53,125	360		53,485
Federal Agencies	3133EN4N7	FFCB 4.250 12/20/2024	25,000,000	88,542	1,867		90,409
Federal Agencies	3133EN4N7	FFCB 4.250 12/20/2024	10,000,000	35,417	702		36,118
Federal Agencies	3133EN4N7	FFCB 4.250 12/20/2024	25,000,000	88,542	1,867		90,409
Federal Agencies	3133EN5E6	FFCB 4.000 12/29/2025	15,000,000	50,000	1,240		51,240
Federal Agencies	3133EN5E6	FFCB 4.000 12/29/2025	25,000,000	83,333	2,087		85,420
Federal Agencies	3133EN5E6	FFCB 4.000 12/29/2025	20,000,000	66,667	1,653		68,320
Federal Agencies	3133EN6A3	FFCB 4.000 01/13/2026	30,000,000	100,000	624		100,624
Federal Agencies	3133EN6A3	FFCB 4.000 01/13/2026	20,000,000	66,667	482		67,148
Federal Agencies	3133EPAG0	FFCB 4.250 02/10/2025	29,875,000	105,807	6,523		112,330
Federal Agencies	3133EPAG0	FFCB 4.250 02/10/2025	10,000,000	35,417	2,167		37,584
Federal Agencies	3130AUTC8	FHLB 4.010 02/06/2026	21,100,000	70,509	3,145		73,654
Federal Agencies	3130AUVZ4	FHLB 4.500 02/13/2025	50,000,000	187,500	3,222		190,722
Federal Agencies	3133EPBF1	FFCB 4.875 08/21/2024	10,000,000	40,625	236		40,861
Federal Agencies	3133EPBF1	FFCB 4.875 08/21/2024	25,000,000	101,563	548		102,111
Federal Agencies	3133EPBF1	FFCB 4.875 08/21/2024	20,000,000	81,250	439		81,689
Federal Agencies	3133EPBJ3	FFCB 4.375 02/23/2026	50,000,000	182,292	2,245		184,536
Federal Agencies	3133EPBJ3	FFCB 4.375 02/23/2026	25,000,000	91,146	1,273		92,419
Federal Agencies	3133EPBJ3	FFCB 4.375 02/23/2026	28,000,000	102,083	1,257		103,340
Federal Agencies	3133EPBM6	FFCB 4.125 08/23/2027	10,000,000	34,375	475		34,850
Federal Agencies	3130AV7L0	FHLB 5.000 02/28/2025	25,000,000	104,167	1,360		105,527
Federal Agencies	3130AV7L0	FHLB 5.000 02/28/2025	35,000,000	145,833	1,904		147,737
Federal Agencies	3133EPDL6	FFCB 4.850 10/01/2025	50,000,000	202,083			202,083
Federal Agencies	3135GAFY2	FNMA 5.320 10/03/2024	50,000,000	221,667			221,667
Federal Agencies	3135GAFY2	FNMA 5.320 10/03/2024	25,000,000	110,833			110,833
Federal Agencies	3135GAFY2	FNMA 5.320 10/03/2024	25,000,000	110,833			110,833
Federal Agencies	3135GAG39	FNMA 5.375 12/30/2024	25,000,000	111,979			111,979
Federal Agencies	3135GAG39	FNMA 5.375 12/30/2024	25,000,000	111,979			111,979
Federal Agencies	3135GAG39	FNMA 5.375 12/30/2024	25,000,000	111,979			111,979
Federal Agencies	3135GAG39	FNMA 5.375 12/30/2024	25,000,000	111,979			111,979
Federal Agencies	3133EPHD0	FFCB 4.500 10/28/2024	20,000,000	75,000	1,727		76,727
Federal Agencies	3133EPHD0	FFCB 4.500 10/28/2024	25,000,000	93,750	2,240		95,990
Federal Agencies	3130ATST5	FHLB 4.375 06/13/2025	10,000,000	36,458	(2,542)		33,916
Federal Agencies	3134GYRY0	FHLMC 5.290 11/02/2026	25,000,000	110,208			110,208
Federal Agencies	3134GYRY0	FHLMC 5.290 11/02/2026	25,000,000	110,208			110,208
Federal Agencies	3134GYRY0	FHLMC 5.290 11/02/2026	25,000,000	110,208			110,208
Federal Agencies	3134GYRY0	FHLMC 5.290 11/02/2026	25,000,000	110,208			110,208
Federal Agencies	3130ATST5	FHLB 4.375 06/13/2025	9,915,000	36,148	(2,381)		33,767
Federal Agencies	3130ATST5	FHLB 4.375 06/13/2025	25,500,000	92,969	(4,884)		88,085
Federal Agencies	3130AVWS7	FHLB 3.750 06/12/2026	17,045,000	53,266	1,422		54,688
Federal Agencies	3130ATST5	FHLB 4.375 06/13/2025	3,000,000	10,938	(481)		10,456
Federal Agencies	3130ATST5	FHLB 4.375 06/13/2025	10,000,000	36,458	(1,414)		35,045
Federal Agencies	3133EPJX4	FFCB 3.625 02/17/2026	30,000,000	90,625	2,815		93,440
Federal Agencies	3133EPJX4	FFCB 3.625 02/17/2026	25,000,000	75,521	2,130		77,651
Federal Agencies	3133EPKA2	FFCB 4.000 08/18/2025	26,500,000	88,333	589		88,923
Federal Agencies	3133EPKA2	FFCB 4.000 08/18/2025	30,000,000	100,000	667		100,667
Federal Agencies	3133EPKA2	FFCB 4.000 08/18/2025	25,000,000	83,333	656		83,989

Monthly Investment Earnings

Pooled Fund

<u>Type of Investment</u>	<u>CUSIP</u>	<u>Issuer Name</u>	<u>Par Value</u>	<u>Accrued Interest Earned</u>	<u>(Amortization) / Accretion</u>	<u>Realized Gain/(Loss)</u>	<u>Total Earnings</u>
Federal Agencies	3130AVWS7	FHLB 3.750 06/12/2026	20,000,000	62,500	1,626		64,126
Federal Agencies	3130ATST5	FHLB 4.375 06/13/2025	24,000,000	87,500	(3,144)		84,356
Federal Agencies	3130AWAH3	FHLB 4.000 06/12/2026	15,000,000	50,000	2,728		52,728
Federal Agencies	3130AWAH3	FHLB 4.000 06/12/2026	10,000,000	33,333	1,780		35,114
Federal Agencies	3130AWER7	FHLB 4.625 06/06/2025	25,000,000	96,354	859		97,213
Federal Agencies	3130AWER7	FHLB 4.625 06/06/2025	15,000,000	57,813	515		58,328
Federal Agencies	3130AWER7	FHLB 4.625 06/06/2025	52,000,000	200,417	1,786		202,203
Federal Agencies	3130AWER7	FHLB 4.625 06/06/2025	10,000,000	38,542	343		38,885
Federal Agencies	3133EPMU6	FFCB 4.250 06/15/2026	30,000,000	106,250	1,330		107,580
Federal Agencies	3133EPMU6	FFCB 4.250 06/15/2026	20,000,000	70,833	843		71,676
Federal Agencies	3133EPMV4	FFCB 4.125 06/15/2027	28,940,000	99,481	576		100,058
Federal Agencies	3133EPMU6	FFCB 4.250 06/15/2026	24,700,000	87,479	1,636		89,115
Federal Agencies	3133EPNG6	FFCB 4.375 06/23/2026	50,000,000	182,292	725		183,017
Federal Agencies	3133EPNG6	FFCB 4.375 06/23/2026	25,000,000	91,146	363		91,509
Federal Agencies	3133EPNG6	FFCB 4.375 06/23/2026	25,000,000	91,146	363		91,509
Federal Agencies	3130AWLZ1	FHLB 4.750 06/12/2026	50,000,000	197,917	4,045		201,962
Federal Agencies	3130AWLY4	FHLB 5.125 06/13/2025	48,150,000	205,641	(4,004)		201,636
Federal Agencies	3130AWLY4	FHLB 5.125 06/13/2025	10,800,000	46,125	(785)		45,340
Federal Agencies	3133EPSK2	FFCB 4.250 08/07/2028	19,500,000	69,063	1,441		70,503
Federal Agencies	3133EPSW6	FFCB 4.500 08/14/2026	50,000,000	187,500	3,148		190,648
Federal Agencies	3133EPUN3	FFCB 4.500 08/28/2028	10,000,000	37,500	343		37,843
Federal Agencies	3133EPUN3	FFCB 4.500 08/28/2028	25,000,000	93,750	928		94,678
Federal Agencies	3133EPUN3	FFCB 4.500 08/28/2028	15,000,000	56,250	611		56,861
Federal Agencies	3133EPUN3	FFCB 4.500 08/28/2028	33,000,000	123,750	1,561		125,311
Federal Agencies	3133EPVP7	FFCB 4.750 07/08/2026	19,000,000	75,208	441		75,649
Federal Agencies	3133EPVP7	FFCB 4.750 07/08/2026	10,000,000	39,583	241		39,824
Federal Agencies	3133EPVP7	FFCB 4.750 07/08/2026	21,000,000	83,125	500		83,625
Federal Agencies	3133EPVY8	FFCB 5.000 09/15/2025	8,230,000	34,292	243		34,535
Federal Agencies	3133EPVY8	FFCB 5.000 09/15/2025	15,000,000	62,500	745		63,245
Federal Agencies	3133EPVY8	FFCB 5.000 09/15/2025	20,000,000	83,333	993		84,326
Federal Agencies	3133EPYW9	FFCB 5.125 10/20/2025	50,000,000	213,542	1,149		214,691
Federal Agencies	3133EPYW9	FFCB 5.125 10/20/2025	25,000,000	106,771	595		107,366
Federal Agencies	3133EPYW9	FFCB 5.125 10/20/2025	35,000,000	149,479	1,135		150,614
Federal Agencies	3130AXCP1	FHLB 4.875 09/11/2026	11,895,000	48,323	2,069		50,392
Federal Agencies	3133EPZA6	FFCB 4.875 10/20/2026	30,000,000	121,875	4,541		126,416
Federal Agencies	3133EPZA6	FFCB 4.875 10/20/2026	14,000,000	56,875	2,602		59,477
Federal Agencies	3133EPYW9	FFCB 5.125 10/20/2025	24,000,000	102,500	3,142		105,642
Federal Agencies	3133EPZY4	FFCB 5.000 07/30/2026	25,000,000	104,167	1,890		106,057
Federal Agencies	3133EPZY4	FFCB 5.000 07/30/2026	3,000,000	12,500	241		12,741
Federal Agencies	3133EPZY4	FFCB 5.000 07/30/2026	9,615,000	40,063	773		40,835
Federal Agencies	3133EPZY4	FFCB 5.000 07/30/2026	16,000,000	66,667	1,286		67,953
Federal Agencies	313384YV5	FHDN 0.000 07/01/2024	25,000,000		109,271		109,271
Federal Agencies	313384YV5	FHDN 0.000 07/01/2024	25,000,000		109,271		109,271
Federal Agencies	313384YV5	FHDN 0.000 07/01/2024	25,000,000		109,271		109,271
Federal Agencies	3130AXB31	FHLB 4.875 03/13/2026	10,000,000	40,625	1,604		42,229
Federal Agencies	3130AXB31	FHLB 4.875 03/13/2026	10,000,000	40,625	1,716		42,341
Federal Agencies	3130AXB31	FHLB 4.875 03/13/2026	10,000,000	40,625	1,716		42,341
Federal Agencies	3133EPC60	FFCB 4.625 11/15/2027	27,950,000	107,724	2,382		110,106
Federal Agencies	3133EPC60	FFCB 4.625 11/15/2027	33,300,000	128,344	2,845		131,188

Monthly Investment Earnings

Pooled Fund

<u>Type of Investment</u>	<u>CUSIP</u>	<u>Issuer Name</u>	<u>Par Value</u>	<u>Accrued Interest Earned</u>	<u>(Amortization) / Accretion</u>	<u>Realized Gain/(Loss)</u>	<u>Total Earnings</u>
Federal Agencies	3133EPC45	FFCB 4.625 11/13/2028	12,000,000	46,250	262		46,512
Federal Agencies	3133EPC45	FFCB 4.625 11/13/2028	20,000,000	77,083	466		77,550
Federal Agencies	3133EPC45	FFCB 4.625 11/13/2028	55,000,000	211,979	1,276		213,255
Federal Agencies	3130AXU63	FHLB 4.625 11/17/2026	50,000,000	192,708	2,422		195,131
Federal Agencies	3133EM4X7	FFCB 0.800 09/10/2026	28,975,000	19,317	83,770		103,087
Federal Agencies	3133EPP66	FFCB 4.000 05/20/2027	31,000,000	103,333	2,267		105,601
Federal Agencies	3133EPP66	FFCB 4.000 05/20/2027	58,850,000	196,167	4,516		200,683
Federal Agencies	3134H1NT6	FHLMC 5.410 01/10/2028	65,000,000	293,042			293,042
Federal Agencies	3134H1NT6	FHLMC 5.410 01/10/2028	25,000,000	112,708			112,708
Federal Agencies	3134H1NT6	FHLMC 5.410 01/10/2028	25,000,000	112,708			112,708
Federal Agencies	3133EPX91	FFCB 4.125 01/25/2027	35,000,000	120,313	1,207		121,520
Federal Agencies	3133EPX91	FFCB 4.125 01/25/2027	50,000,000	171,875	1,834		173,709
Federal Agencies	3133EPX91	FFCB 4.125 01/25/2027	25,000,000	85,938	862		86,800
Federal Agencies	3133EPX91	FFCB 4.125 01/25/2027	10,000,000	34,375	367		34,742
Federal Agencies	3133EPX91	FFCB 4.125 01/25/2027	5,000,000	17,188	196		17,383
Federal Agencies	3130AYPN0	FHLB 4.125 01/15/2027	12,000,000	41,250	749		41,999
Federal Agencies	3130AYPN0	FHLB 4.125 01/15/2027	25,000,000	85,938	1,560		87,497
Federal Agencies	3130AYPN0	FHLB 4.125 01/15/2027	29,350,000	100,891	1,831		102,722
Federal Agencies	3130AYPN0	FHLB 4.125 01/15/2027	50,000,000	171,875	3,119		174,994
Federal Agencies	3135GANG2	FNMA 5.130 02/18/2028	50,000,000	213,750			213,750
Federal Agencies	3135GANG2	FNMA 5.130 02/18/2028	25,000,000	106,875			106,875
Federal Agencies	3135GANG2	FNMA 5.130 02/18/2028	25,000,000	106,875			106,875
Federal Agencies	313384YZ6	FHDN 0.000 07/05/2024	25,000,000		107,083		107,083
Federal Agencies	313384ZT9	FHDN 0.000 07/23/2024	15,000,000		63,875		63,875
Federal Agencies	3130B0AD1	FHLB 5.500 09/04/2025	25,000,000	114,583			114,583
Federal Agencies	3130B0AD1	FHLB 5.500 09/04/2025	25,000,000	114,583			114,583
Federal Agencies	3130B0AD1	FHLB 5.500 09/04/2025	25,000,000	114,583			114,583
Federal Agencies	3130B0AD1	FHLB 5.500 09/04/2025	25,000,000	114,583			114,583
Federal Agencies	3134H1YE7	FHLMC 5.910 03/14/2029	20,000,000	98,500			98,500
Federal Agencies	3134H1YE7	FHLMC 5.910 03/14/2029	20,000,000	98,500			98,500
Federal Agencies	3134H1YE7	FHLMC 5.910 03/14/2029	55,000,000	270,875			270,875
Federal Agencies	3134H1YE7	FHLMC 5.910 03/14/2029	20,000,000	98,500			98,500
Federal Agencies	3130B0MZ9	FHLB 5.100 01/27/2025	115,000,000	488,750			488,750
Federal Agencies	313384K32	FHDN 0.000 10/11/2024	25,000,000		104,583		104,583
Federal Agencies	3133EP6K6	FFCB 4.500 03/26/2027	50,000,000	181,250	2,399		183,649
Federal Agencies	3130AXB31	FHLB 4.875 03/13/2026	36,730,000	144,242	(3,000)		141,241
Federal Agencies	3133EP5K7	FFCB 4.500 03/13/2026	50,000,000	181,250	9,885		191,135
Federal Agencies	3130AXB31	FHLB 4.875 03/13/2026	25,000,000	88,021	(1,977)		86,044
Federal Agencies	3133EP5U5	FFCB 4.125 03/20/2029	51,660,000	136,146	8,295		144,441
Federal Agencies	3133EP5S0	FFCB 4.250 03/20/2028	4,971,000	12,911	830		13,740
Federal Agencies	3130AVBD3	FHLB 4.500 03/09/2029	25,000,000	68,750	(230)		68,520
Federal Agencies	3130B0TY5	FHLB 4.750 04/09/2027	20,000,000	52,778	966		53,744
Federal Agencies	3130B0TY5	FHLB 4.750 04/09/2027	17,000,000	44,861	821		45,682
Federal Agencies	3130B0TY5	FHLB 4.750 04/09/2027	48,000,000	126,667	2,319		128,985
Federal Agencies	3130B0TY5	FHLB 4.750 04/09/2027	40,000,000	105,556	1,932		107,488
Federal Agencies	3134H1G64	FHLMC 6.025 04/16/2029	65,000,000	163,177			163,177
Federal Agencies	3134H1G64	FHLMC 6.025 04/16/2029	25,000,000	62,760			62,760
Federal Agencies	3134H1G64	FHLMC 6.025 04/16/2029	25,000,000	62,760			62,760
Subtotals			\$ 7,210,959,000	\$ 19,540,126	\$ 848,866	\$ -	\$ 20,388,992

Monthly Investment Earnings

Pooled Fund

<u>Type of Investment</u>	<u>CUSIP</u>	<u>Issuer Name</u>	<u>Par Value</u>	<u>Accrued Interest Earned</u>	<u>(Amortization) / Accretion</u>	<u>Realized Gain/(Loss)</u>	<u>Total Earnings</u>
Public Time Deposits	PPG1KB100	BKSANF 5.440 06/03/2024	\$ 10,000,000	\$ 45,333			\$ 45,333
Public Time Deposits	PPG2JA6N9	BRIDGE 5.360 06/17/2024	10,000,000	44,055			44,055
Public Time Deposits	PPG5M8MH8	BKSANF 5.300 07/08/2024	10,000,000	44,167			44,167
Public Time Deposits	PPGG8E735	BRIDGE 5.260 07/15/2024	10,000,000	43,233			43,233
Subtotals			\$ 40,000,000	\$ 176,788	\$ -	\$ -	\$ 176,788
Negotiable CDs	06367DAU9	BMOCHG 5.870 06/21/2024	\$ 100,000,000	\$ 489,167			\$ 489,167
Negotiable CDs	89115BNG1	TDNY 5.850 06/05/2024	50,000,000	243,750			243,750
Negotiable CDs	78015JXW2	RY 5.890 06/28/2024	50,000,000	245,417			245,417
Negotiable CDs	06367DAX3	BMOCHG 6.000 07/01/2024	100,000,000	500,000			500,000
Negotiable CDs	89115BRG7	TDNY 6.050 07/01/2024	50,000,000	252,083			252,083
Negotiable CDs	89115BS84	TDNY 5.910 07/01/2024	50,000,000	246,250			246,250
Negotiable CDs	06367DBJ3	BMOCHG 5.890 06/07/2024	50,000,000	245,417			245,417
Negotiable CDs	06367DBR5	BMOCHG 5.930 07/01/2024	50,000,000	247,083			247,083
Negotiable CDs	89115BSQ4	TDNY 5.930 07/01/2024	50,000,000	247,083			247,083
Negotiable CDs	06367DBW4	BMOCHG 5.970 07/29/2024	50,000,000	248,750			248,750
Negotiable CDs	13606KZN9	CIBCNY 5.920 07/29/2024	60,000,000	296,000			296,000
Negotiable CDs	89115BV80	TDNY 5.900 07/03/2024	50,000,000	245,833			245,833
Negotiable CDs	13606KZR0	CIBCNY 5.890 07/01/2024	50,000,000	245,417			245,417
Negotiable CDs	06367DCF0	BMOCHG 6.010 08/14/2024	50,000,000	250,417			250,417
Negotiable CDs	13606KC38	CIBCNY 5.940 09/09/2024	50,000,000	247,500			247,500
Negotiable CDs	78015J5K9	RY 5.900 09/09/2024	60,000,000	295,000			295,000
Negotiable CDs	13606KD78	CIBCNY 5.920 08/12/2024	50,000,000	246,667			246,667
Negotiable CDs	78015J7F8	RY 5.930 08/12/2024	60,000,000	296,500			296,500
Negotiable CDs	78015JAK3	RY 5.960 09/23/2024	60,000,000	298,000			298,000
Negotiable CDs	06367DD44	BMOCHG 5.970 09/23/2024	50,000,000	248,750			248,750
Negotiable CDs	06367DDS1	BMOCHG 5.880 08/09/2024	50,000,000	245,000			245,000
Negotiable CDs	13606KF92	CIBCNY 5.880 08/16/2024	50,000,000	245,000			245,000
Negotiable CDs	65603APG0	NORNY 5.830 04/23/2024		178,139			178,139
Negotiable CDs	89115BH52	TDNY 5.930 10/21/2024	50,000,000	247,083			247,083
Negotiable CDs	78015JE37	RY 5.860 08/15/2024	50,000,000	244,167			244,167
Negotiable CDs	78015JE78	RY 5.860 08/26/2024	50,000,000	244,167			244,167
Negotiable CDs	06367DE43	BMOCHG 5.860 10/21/2024	60,000,000	293,000			293,000
Negotiable CDs	06367DEK7	BMOCHG 5.800 11/06/2024	50,000,000	241,667			241,667
Negotiable CDs	06367DFA8	BMOCHG 5.580 10/24/2024	50,000,000	232,500			232,500
Negotiable CDs	06367DFX8	BMOCHG 5.560 07/01/2024	50,000,000	231,667			231,667
Negotiable CDs	89115BNV8	TDNY 5.560 07/01/2024	50,000,000	231,667			231,667
Negotiable CDs	78015JHT7	RY 5.530 06/03/2024	60,000,000	276,500			276,500
Negotiable CDs	89115BP95	TDNY 5.580 10/24/2024	50,000,000	232,500			232,500
Negotiable CDs	78015JJ73	RY 5.480 10/24/2024	50,000,000	228,333			228,333
Negotiable CDs	89115DC20	TDNY 5.380 07/15/2024	70,000,000	313,833			313,833
Negotiable CDs	89115DC61	TDNY 5.370 09/10/2024	50,000,000	223,750			223,750
Negotiable CDs	89115DCA2	TDNY 5.360 09/25/2024	50,000,000	223,333			223,333
Negotiable CDs	13606KW51	CIBCNY 5.370 09/11/2024	50,000,000	223,750			223,750
Negotiable CDs	13606KZ41	CIBCNY 5.430 10/24/2024	50,000,000	211,167			211,167
Negotiable CDs	89115DJS6	TDNY 5.430 10/24/2024	50,000,000	211,167			211,167
Negotiable CDs	13606KZ66	CIBCNY 5.400 01/02/2025	50,000,000	202,500			202,500
Negotiable CDs	89115DK21	TDNY 5.400 01/02/2025	50,000,000	202,500			202,500

Monthly Investment Earnings

Pooled Fund

Type of Investment	CUSIP	Issuer Name	Par Value	Accrued Interest Earned	(Amortization) / Accretion	Realized Gain/(Loss)	Total Earnings
Negotiable CDs	06367DJB2	BMOCHG 5.440 11/08/2024	51,000,000	146,427			146,427
Negotiable CDs	89115BSZ4	TDNY 5.550 04/09/2025	50,000,000	123,333			123,333
Negotiable CDs	89115BT59	TDNY 5.510 12/02/2024	50,000,000	122,444			122,444
Subtotals			\$ 2,381,000,000	\$ 11,210,677	\$ -	\$ -	\$ 11,210,677
Commercial Paper	89233GE36	TOYCC 0.000 05/03/2024	\$ 60,000,000		\$ 280,000		\$ 280,000
Commercial Paper	89233GE69	TOYCC 0.000 05/06/2024	50,000,000		233,333		233,333
Commercial Paper	89233GG18	TOYCC 0.000 07/01/2024	50,000,000		233,750		233,750
Commercial Paper	62479LG17	MUFGBK 0.000 07/01/2024	50,000,000		235,417		235,417
Commercial Paper	89233GG18	TOYCC 0.000 07/01/2024	50,000,000		231,667		231,667
Commercial Paper	59515MD85	MSFT 0.000 04/08/2024			51,819		51,819
Commercial Paper	62479LD85	MUFGBK 0.000 04/08/2024			53,472		53,472
Commercial Paper	62479LD85	MUFGBK 0.000 04/08/2024			53,181		53,181
Commercial Paper	59515MDA0	MSFT 0.000 04/10/2024			73,425		73,425
Commercial Paper	59515ME84	MSFT 0.000 05/08/2024	50,000,000		222,500		222,500
Commercial Paper	59515ME84	MSFT 0.000 05/08/2024	50,000,000		222,500		222,500
Commercial Paper	912797JP3	B 0.000 04/23/2024			319,000		319,000
Commercial Paper	62479LDQ5	MUFGBK 0.000 04/24/2024			257,313		257,313
Commercial Paper	59515MDN2	MSFT 0.000 04/22/2024			154,000		154,000
Commercial Paper	89233GEL6	TOYCC 0.000 05/20/2024	80,000,000		351,333		351,333
Commercial Paper	62479LEQ4	MUFGBK 0.000 05/24/2024	40,000,000		178,667		178,667
Commercial Paper	62479LFE0	MUFGBK 0.000 06/14/2024	20,000,000		89,000		89,000
Commercial Paper	62479LFJ9	MUFGBK 0.000 06/18/2024	55,000,000		244,750		244,750
Commercial Paper	912797JQ1	B 0.000 04/30/2024			148,906		148,906
Commercial Paper	62479LE68	MUFGBK 0.000 05/06/2024	51,000,000		227,800		227,800
Commercial Paper	59157TFH1	METSHR 0.000 06/17/2024	41,000,000		179,717		179,717
Commercial Paper	59157TGQ0	METSHR 0.000 07/24/2024	48,500,000		210,975		210,975
Commercial Paper	59515MGF6	MSFT 0.000 07/15/2024	10,000,000		43,500		43,500
Commercial Paper	62479LKQ7	MUFGBK 0.000 10/24/2024	50,000,000		217,500		217,500
Commercial Paper	89233GKP0	TOYCC 0.000 10/23/2024	75,000,000		325,000		325,000
Commercial Paper	59157TK44	METSHR 0.000 10/04/2024	15,000,000		65,000		65,000
Commercial Paper	89233GKQ8	TOYCC 0.000 10/24/2024	50,000,000		211,056		211,056
Commercial Paper	59157TKQ5	METSHR 0.000 10/24/2024	10,000,000		40,367		40,367
Commercial Paper	62479LKQ7	MUFGBK 0.000 10/24/2024	50,000,000		205,722		205,722
Commercial Paper	62479LL45	MUFGBK 0.000 11/04/2024	23,000,000		64,215		64,215
Commercial Paper	62479LLJ2	MUFGBK 0.000 11/18/2024	52,000,000		145,181		145,181
Commercial Paper	89233GM29	TOYCC 0.000 12/02/2024	65,000,000		153,111		153,111
Commercial Paper	62479LM44	MUFGBK 0.000 12/04/2024	36,000,000		5,340		5,340
Commercial Paper	62479LMG7	MUFGBK 0.000 12/16/2024	50,000,000		7,403		7,403
Subtotals			\$ 1,181,500,000	\$ -	\$ 5,735,918	\$ -	\$ 5,735,918
Money Market Funds	09248U718	BlackRock Liquidity Funds T-Fund	\$ 13,270,477	\$ 56,425			\$ 56,425
Money Market Funds	31607A703	Fidelity Govt Portfolio	765,176,784	3,266,667			3,266,667
Money Market Funds	608919718	Federated Hermes Govt Obligations Fund	464,435,226	2,150,223			2,150,223
Money Market Funds	262006208	Dreyfus Government Cash Management	12,610,133	53,441			53,441
Money Market Funds	85749T517	State Street Institutional U.S. Govt MMF	461,197,126	1,819,668			1,819,668
Money Market Funds	61747C319	Morgan Stanley Institutional Liquidity Fund	25,125,006	107,121			107,121
Subtotals			\$ 1,741,814,752	\$ 7,453,544	\$ -	\$ -	\$ 7,453,544

Monthly Investment Earnings Pooled Fund

<u>Type of Investment</u>	<u>CUSIP</u>	<u>Issuer Name</u>	<u>Par Value</u>	<u>Accrued Interest Earned</u>	<u>(Amortization) / Accretion</u>	<u>Realized Gain/(Loss)</u>	<u>Total Earnings</u>
Supranationals	4581X0CM8	IADB 2.125 01/15/2025	\$ 100,000,000	\$ 177,083	\$ (125,206)		\$ 51,877
Supranationals	459058JB0	IBRD 0.626 04/22/2025	40,000,000	20,867	(1,885)		18,982
Supranationals	45818WDG8	IADB 0.820 02/27/2026	19,500,000	13,325	(1,037)		12,288
Supranationals	45950VQG4	IFC 0.440 09/23/2024	10,000,000	3,667	2,286		5,953
Supranationals	4581X0DN5	IADB 0.625 07/15/2025	28,900,000	15,052	8,452		23,504
Supranationals	459056HV2	IBRD 1.500 08/28/2024	50,000,000	62,500	(28,667)		33,833
Supranationals	4581X0DZ8	IADB 0.500 09/23/2024	50,000,000	20,833	11,513		32,347
Supranationals	45906M3B5	IBRD 1.980 06/14/2024	100,000,000	165,000			165,000
Supranationals	4581X0EE4	IADB 3.250 07/01/2024	80,000,000	216,667	328		216,995
Supranationals	45950VRU2	IFC 4.023 01/26/2026	100,000,000	335,250			335,250
Supranationals	459058HT3	IBRD 1.626 01/15/2025	29,314,000	39,720	82,795		122,515
Supranationals	4581X0EN4	IADB 4.125 02/15/2029	25,000,000	63,021	4,591		67,612
Subtotals			\$ 632,714,000	\$ 1,132,985	\$ (46,829)	\$ -	\$ 1,086,156
Grand Totals			\$16,858,987,752	\$ 43,431,698	\$ 6,948,943	\$ -	\$ 50,380,642

Investment Transactions

Pooled Fund

For month ended April 30, 2024

Accounting ID	Transaction Type	Cusip	Description	Price	Settlement Date	Posted Date	Par Value	Principal	Accrued Interest	Total
57889	Buy	3133EP6K6	FFCB 4.500 03/26/2027	99.82000	04/02/2024	04/02/2024	50,000,000.00	49,910,000.00	37,500.00	49,947,500.00
57890	Buy	3130AXB31	FHLB 4.875 03/13/2026	100.20000	04/02/2024	04/02/2024	36,730,000.00	36,803,460.00	94,503.23	36,897,963.23
57891	Buy	3133EP5K7	FFCB 4.500 03/13/2026	99.51600	04/02/2024	04/02/2024	50,000,000.00	49,758,000.00	118,750.00	49,876,750.00
57893	Buy	89233GKQ8	TOYCC 0.000 10/24/2024	97.01611	04/02/2024	04/02/2024	50,000,000.00	48,508,055.56	0.00	48,508,055.56
57892	Buy	91282CEW7	T 3.250 06/30/2027	96.22656	04/03/2024	04/03/2024	50,000,000.00	48,113,281.25	419,642.86	48,532,924.11
57894	Buy	59157TKQ5	METSHR 0.000 10/24/2024	97.05900	04/03/2024	04/03/2024	10,000,000.00	9,705,900.00	0.00	9,705,900.00
57895	Buy	13606KZ41	CIBCNY 5.430 10/24/2024	100.00000	04/03/2024	04/03/2024	50,000,000.00	50,000,000.00	0.00	50,000,000.00
57896	Buy	89115DJS6	TDNY 5.430 10/24/2024	100.00000	04/03/2024	04/03/2024	50,000,000.00	50,000,000.00	0.00	50,000,000.00
57897	Buy	62479LKQ7	MUFGBK 0.000 10/24/2024	97.00233	04/03/2024	04/03/2024	50,000,000.00	48,501,166.67	0.00	48,501,166.67
57898	Buy	13606KZ66	CIBCNY 5.400 01/02/2025	100.00000	04/04/2024	04/04/2024	50,000,000.00	50,000,000.00	0.00	50,000,000.00
57899	Buy	89115DK21	TDNY 5.400 01/02/2025	100.00000	04/04/2024	04/04/2024	50,000,000.00	50,000,000.00	0.00	50,000,000.00
57900	Buy	3130AXB31	FHLB 4.875 03/13/2026	100.21500	04/05/2024	04/05/2024	25,000,000.00	25,053,750.00	74,479.17	25,128,229.17
57901	Buy	3133EP5U5	FFCB 4.125 03/20/2029	98.73850	04/08/2024	04/08/2024	51,660,000.00	51,008,309.10	106,548.75	51,114,857.85
57903	Buy	91282CKD2	T 4.250 02/28/2029	99.54688	04/08/2024	04/08/2024	50,000,000.00	49,773,437.50	225,203.80	49,998,641.30
57902	Buy	4581XOEN4	IADB 4.125 02/15/2029	98.52000	04/09/2024	04/09/2024	25,000,000.00	24,630,000.00	197,656.25	24,827,656.25
57904	Buy	9128284N7	T 2.875 05/15/2028	93.97266	04/09/2024	04/09/2024	65,000,000.00	61,082,226.56	749,553.57	61,831,780.13
57905	Buy	3133EP5S0	FFCB 4.250 03/20/2028	98.90700	04/09/2024	04/09/2024	4,971,000.00	4,916,666.97	11,150.23	4,927,817.20
57906	Buy	3130AVBD3	FHLB 4.500 03/09/2029	100.07500	04/09/2024	04/09/2024	25,000,000.00	25,018,750.00	93,750.00	25,112,500.00
57907	Buy	3130B0TY5	FHLB 4.750 04/09/2027	99.73600	04/11/2024	04/11/2024	20,000,000.00	19,947,200.00	0.00	19,947,200.00
57908	Buy	3130B0TY5	FHLB 4.750 04/09/2027	99.73600	04/11/2024	04/11/2024	17,000,000.00	16,955,120.00	0.00	16,955,120.00
57909	Buy	3130B0TY5	FHLB 4.750 04/09/2027	99.73600	04/11/2024	04/11/2024	48,000,000.00	47,873,280.00	0.00	47,873,280.00
57910	Buy	3130B0TY5	FHLB 4.750 04/09/2027	99.73600	04/11/2024	04/11/2024	40,000,000.00	39,894,400.00	0.00	39,894,400.00
57911	Buy	9128286B1	T 2.625 02/15/2029	91.42188	04/11/2024	04/11/2024	50,000,000.00	45,710,937.50	201,923.08	45,912,860.58
57912	Buy	06367DJB2	BMOCHG 5.440	100.00000	04/12/2024	04/12/2024	51,000,000.00	51,000,000.00	0.00	51,000,000.00
57913	Buy	62479LL45	MUFGBK 0.000 11/04/2024	96.97294	04/12/2024	04/12/2024	23,000,000.00	22,303,777.22	0.00	22,303,777.22
57914	Buy	62479LLJ2	MUFGBK 0.000 11/18/2024	96.76722	04/12/2024	04/12/2024	52,000,000.00	50,318,955.56	0.00	50,318,955.56
57915	Buy	89233GM29	TOYCC 0.000 12/02/2024	96.59917	04/15/2024	04/15/2024	65,000,000.00	62,789,458.33	0.00	62,789,458.33
57916	Buy	89115BSZ4	TDNY 5.550 04/09/2025	100.00000	04/15/2024	04/15/2024	50,000,000.00	50,000,000.00	0.00	50,000,000.00
57917	Buy	89115BT59	TDNY 5.510 12/02/2024	100.00000	04/15/2024	04/15/2024	50,000,000.00	50,000,000.00	0.00	50,000,000.00
57918	Buy	3134H1G64	FHLMC 6.025 04/16/2029	100.00000	04/16/2024	04/16/2024	65,000,000.00	65,000,000.00	0.00	65,000,000.00
57919	Buy	3134H1G64	FHLMC 6.025 04/16/2029	100.00000	04/16/2024	04/16/2024	25,000,000.00	25,000,000.00	0.00	25,000,000.00
57920	Buy	3134H1G64	FHLMC 6.025 04/16/2029	100.00000	04/16/2024	04/16/2024	25,000,000.00	25,000,000.00	0.00	25,000,000.00
57926	Buy	912797JW8	B 0.000 05/14/2024	99.79478	04/30/2024	04/30/2024	31,000,000.00	30,936,382.83	0.00	30,936,382.83
57927	Buy	62479LM44	MUFGBK 0.000 12/04/2024	96.76633	04/30/2024	04/30/2024	36,000,000.00	34,835,880.00	0.00	34,835,880.00
57928	Buy	62479LMG7	MUFGBK 0.000 12/16/2024	96.59472	04/30/2024	04/30/2024	50,000,000.00	48,297,361.11	0.00	48,297,361.11
			Activity Total				1,441,361,000.00	1,418,645,756.16	2,330,660.94	1,420,976,417.10
57805	Maturity	59515MD85	MSFT 0.000 04/08/2024	100.00000	04/08/2024	04/08/2024	50,000,000.00	50,000,000.00	0.00	50,000,000.00
57807	Maturity	62479LD85	MUFGBK 0.000 04/08/2024	100.00000	04/08/2024	04/08/2024	50,000,000.00	50,000,000.00	0.00	50,000,000.00
57812	Maturity	62479LD85	MUFGBK 0.000 04/08/2024	100.00000	04/08/2024	04/08/2024	50,000,000.00	50,000,000.00	0.00	50,000,000.00
57816	Maturity	59515MDA0	MSFT 0.000 04/10/2024	100.00000	04/10/2024	04/10/2024	55,000,000.00	55,000,000.00	0.00	55,000,000.00
47027	Maturity	3133EMWV0	FFCB 0.350 04/22/2024	100.00000	04/22/2024	04/22/2024	39,000,000.00	39,000,000.00	0.00	39,000,000.00
47028	Maturity	3133EMWV0	FFCB 0.350 04/22/2024	100.00000	04/22/2024	04/22/2024	29,424,000.00	29,424,000.00	0.00	29,424,000.00
47029	Maturity	3133EMWV0	FFCB 0.350 04/22/2024	100.00000	04/22/2024	04/22/2024	16,545,000.00	16,545,000.00	0.00	16,545,000.00
57825	Maturity	59515MDN2	MSFT 0.000 04/22/2024	100.00000	04/22/2024	04/22/2024	50,000,000.00	50,000,000.00	0.00	50,000,000.00
57771	Maturity	65603APG0	NORNY 5.830 04/23/2024	100.00000	04/23/2024	04/23/2024	50,000,000.00	50,000,000.00	0.00	50,000,000.00
57823	Maturity	912797JP3	B 0.000 04/23/2024	100.00000	04/23/2024	04/23/2024	100,000,000.00	100,000,000.00	0.00	100,000,000.00
57824	Maturity	62479LDQ5	MUFGBK 0.000 04/24/2024	100.00000	04/24/2024	04/24/2024	75,000,000.00	75,000,000.00	0.00	75,000,000.00
57866	Maturity	912797JQ1	B 0.000 04/30/2024	100.00000	04/30/2024	04/30/2024	35,000,000.00	35,000,000.00	0.00	35,000,000.00
			Activity Total				599,969,000.00	599,969,000.00	0.00	599,969,000.00

Interest Received Pooled Fund

For month ended April 30, 2024							
Accounting ID	Transaction Type	Cusip	Description	Date Posted	Interest Received	Purchased Interest Adjustment	Net Interest
47014	Interest Income	912828ZF0	T 0.500 03/31/2025	04/01/2024	125,000.00		125,000.00
47017	Interest Income	912828ZF0	T 0.500 03/31/2025	04/01/2024	125,000.00		125,000.00
47043	Interest Income	91282CAM3	T 0.250 09/30/2025	04/01/2024	62,500.00		62,500.00
47105	Interest Income	91282CAM3	T 0.250 09/30/2025	04/01/2024	62,500.00		62,500.00
47172	Interest Income	91282CCZ2	T 0.875 09/30/2026	04/01/2024	218,750.00		218,750.00
47173	Interest Income	91282CCZ2	T 0.875 09/30/2026	04/01/2024	218,750.00		218,750.00
47176	Interest Income	91282CCZ2	T 0.875 09/30/2026	04/01/2024	218,750.00		218,750.00
47342	Interest Income	91282CEF4	T 2.500 03/31/2027	04/01/2024	312,500.00		312,500.00
57606	Interest Income	3133EPDL6	FFCB 4.850 10/01/2025	04/01/2024	1,212,500.00		1,212,500.00
57611	Interest Income	3135GAG39	FNMA 5.375 12/30/2024	04/01/2024	671,875.00		671,875.00
57612	Interest Income	3135GAG39	FNMA 5.375 12/30/2024	04/01/2024	671,875.00		671,875.00
57613	Interest Income	3135GAG39	FNMA 5.375 12/30/2024	04/01/2024	671,875.00		671,875.00
57614	Interest Income	3135GAG39	FNMA 5.375 12/30/2024	04/01/2024	671,875.00		671,875.00
47496	Interest Income	3130ATT31	FHLB 4.500 10/03/2024	04/03/2024	1,125,000.00		1,125,000.00
57608	Interest Income	3135GAFY2	FNMA 5.320 10/03/2024	04/03/2024	1,330,000.00		1,330,000.00
57609	Interest Income	3135GAFY2	FNMA 5.320 10/03/2024	04/03/2024	665,000.00		665,000.00
57610	Interest Income	3135GAFY2	FNMA 5.320 10/03/2024	04/03/2024	665,000.00		665,000.00
47339	Interest Income	3133ENTS9	FFCB 2.600 04/05/2027	04/05/2024	318,500.00		318,500.00
47340	Interest Income	3133ENTS9	FFCB 2.600 04/05/2027	04/05/2024	292,500.00		292,500.00
47341	Interest Income	3133ENTS9	FFCB 2.600 04/05/2027	04/05/2024	325,000.00		325,000.00
47122	Interest Income	3133EMZ21	FFCB 0.690 04/06/2026	04/08/2024	53,475.00		53,475.00
47337	Interest Income	3133ENU00	FFCB 2.640 04/08/2026	04/08/2024	264,000.00		264,000.00
47338	Interest Income	3133ENU00	FFCB 2.640 04/08/2026	04/08/2024	396,000.00		396,000.00
57757	Interest Income	3133EPYW9	FFCB 5.125 10/20/2025	04/22/2024	1,281,250.00		1,281,250.00
57758	Interest Income	3133EPYW9	FFCB 5.125 10/20/2025	04/22/2024	640,625.00		640,625.00
57759	Interest Income	3133EPYW9	FFCB 5.125 10/20/2025	04/22/2024	896,875.00		896,875.00
57761	Interest Income	3133EPZA6	FFCB 4.875 10/20/2026	04/22/2024	731,250.00		731,250.00
57762	Interest Income	3133EPZA6	FFCB 4.875 10/20/2026	04/22/2024	341,250.00		341,250.00
57763	Interest Income	3133EPYW9	FFCB 5.125 10/20/2025	04/22/2024	615,000.00		615,000.00
47018	Interest Income	3133EMWT5	FFCB 0.600 04/21/2025	04/22/2024	150,000.00		150,000.00
47027	Interest Income	3133EMWV0	FFCB 0.350 04/22/2024	04/22/2024	68,250.00		68,250.00
47028	Interest Income	3133EMWV0	FFCB 0.350 04/22/2024	04/22/2024	51,492.00		51,492.00
47029	Interest Income	3133EMWV0	FFCB 0.350 04/22/2024	04/22/2024	28,953.75		28,953.75
47092	Interest Income	3135G03U5	FNMA 0.625 04/22/2025	04/22/2024	156,250.00		156,250.00
47100	Interest Income	459058JB0	IBRD 0.626 04/22/2025	04/22/2024	125,200.00		125,200.00
47240	Interest Income	3135G03U5	FNMA 0.625 04/22/2025	04/22/2024	118,556.25		118,556.25
47242	Interest Income	3135G03U5	FNMA 0.625 04/22/2025	04/22/2024	156,250.00		156,250.00
57771	Interest Income	65603APG0	NORNY 5.830 04/23/2024	04/23/2024	1,465,597.22		1,465,597.22
57630	Interest Income	3133EPHD0	FFCB 4.500 10/28/2024	04/29/2024	450,000.00		450,000.00
57631	Interest Income	3133EPHD0	FFCB 4.500 10/28/2024	04/29/2024	562,500.00		562,500.00
46939	Interest Income	91282CAT8	T 0.250 10/31/2025	04/30/2024	62,500.00		62,500.00
46946	Interest Income	91282CAT8	T 0.250 10/31/2025	04/30/2024	62,500.00		62,500.00
46953	Interest Income	91282CAT8	T 0.250 10/31/2025	04/30/2024	62,500.00		62,500.00
47012	Interest Income	912828YM6	T 1.500 10/31/2024	04/30/2024	375,000.00		375,000.00
47052	Interest Income	912828ZL7	T 0.375 04/30/2025	04/30/2024	93,750.00		93,750.00
47068	Interest Income	91282CBW0	T 0.750 04/30/2026	04/30/2024	187,500.00		187,500.00
47076	Interest Income	91282CBW0	T 0.750 04/30/2026	04/30/2024	187,500.00		187,500.00
			Activity Total		19,548,774.22	0.00	19,548,774.22

Money Market Fund Activity Pooled Fund

For month ended April 30, 2024				
Accounting ID	Description	Activity Date	Transaction Type	Transaction Amount
TSTXX	BlackRock Liquidity Funds T-Fund	04/01/2024	Interest Received	85,704.96
Activity Total				85,704.96
FRGXX	Fidelity Govt Portfolio	04/02/2024	Withdrawal	(100,000,000.00)
FRGXX	Fidelity Govt Portfolio	04/03/2024	Deposit	88,000,000.00
FRGXX	Fidelity Govt Portfolio	04/26/2024	Interest Received	1,482.75
FRGXX	Fidelity Govt Portfolio	04/30/2024	Interest Received	3,265,184.38
Activity Total				(8,733,332.87)
GOFXX	Federated Hermes Govt Obligations	04/01/2024	Deposit	85,000,000.00
GOFXX	Federated Hermes Govt Obligations	04/02/2024	Deposit	56,000,000.00
GOFXX	Federated Hermes Govt Obligations	04/03/2024	Withdrawal	(83,000,000.00)
GOFXX	Federated Hermes Govt Obligations	04/05/2024	Deposit	30,000,000.00
GOFXX	Federated Hermes Govt Obligations	04/08/2024	Deposit	95,000,000.00
GOFXX	Federated Hermes Govt Obligations	04/10/2024	Deposit	76,000,000.00
GOFXX	Federated Hermes Govt Obligations	04/11/2024	Withdrawal	(88,000,000.00)
GOFXX	Federated Hermes Govt Obligations	04/12/2024	Withdrawal	(107,000,000.00)
GOFXX	Federated Hermes Govt Obligations	04/23/2024	Deposit	20,000,000.00
GOFXX	Federated Hermes Govt Obligations	04/26/2024	Deposit	85,000,000.00
GOFXX	Federated Hermes Govt Obligations	04/30/2024	Withdrawal	(105,000,000.00)
GOFXX	Federated Hermes Govt Obligations	04/30/2024	Interest Received	2,150,222.64
Activity Total				66,150,222.64
DGCXX	Dreyfus Government Cash Management	04/30/2024	Interest Received	53,440.59
Activity Total				(74,913,005.23)
OPGXX	State Street Institutional U.S. Govt MMF	04/02/2024	Withdrawal	(65,000,000.00)
OPGXX	State Street Institutional U.S. Govt MMF	04/03/2024	Withdrawal	(100,000,000.00)
OPGXX	State Street Institutional U.S. Govt MMF	04/04/2024	Withdrawal	(23,000,000.00)
OPGXX	State Street Institutional U.S. Govt MMF	04/08/2024	Deposit	100,000,000.00
OPGXX	State Street Institutional U.S. Govt MMF	04/09/2024	Deposit	70,000,000.00
OPGXX	State Street Institutional U.S. Govt MMF	04/10/2024	Deposit	94,000,000.00
OPGXX	State Street Institutional U.S. Govt MMF	04/16/2024	Withdrawal	(111,000,000.00)
OPGXX	State Street Institutional U.S. Govt MMF	04/17/2024	Withdrawal	(30,000,000.00)
OPGXX	State Street Institutional U.S. Govt MMF	04/18/2024	Withdrawal	(5,000,000.00)
OPGXX	State Street Institutional U.S. Govt MMF	04/19/2024	Withdrawal	(17,000,000.00)
OPGXX	State Street Institutional U.S. Govt MMF	04/22/2024	Withdrawal	(37,000,000.00)
OPGXX	State Street Institutional U.S. Govt MMF	04/23/2024	Deposit	120,000,000.00
OPGXX	State Street Institutional U.S. Govt MMF	04/29/2024	Withdrawal	(2,000,000.00)
OPGXX	State Street Institutional U.S. Govt MMF	04/30/2024	Interest Received	1,819,668.19
Activity Total				(4,180,331.81)
IMPXX	Morgan Stanley Institutional Liquidity	04/30/2024	Interest Received	107,121.11
Activity Total				107,121.11