



Treasurer & Tax Collector
CITY AND COUNTY OF SAN FRANCISCO

José Cisneros
TREASURER

Investment Report for the month of September 2024

October 15, 2024

The Honorable London N. Breed
Mayor of San Francisco
City Hall, Room 200
1 Dr. Carlton B. Goodlett Place
San Francisco, CA 94102-4638

The Honorable Board of Supervisors
City and County of San Francisco
City Hall, Room 244
1 Dr. Carlton B. Goodlett Place
San Francisco, CA 94102-4638

Colleagues,

In accordance with the provisions of California State Government Code, Section 53646, we forward this report detailing the City's pooled fund portfolio as of September 30, 2024. These investments provide sufficient liquidity to meet expenditure requirements for the next six months and are in compliance with our statement of investment policy and California Code.

This correspondence and its attachments show the investment activity for the month of September 2024 for the portfolios under the Treasurer's management. All pricing and valuation data is obtained from Interactive Data Corporation.

CCSF Pooled Fund Investment Earnings Statistics *

<i>(in \$ million)</i>	Current Month		Prior Month	
	Fiscal YTD	September 2024	Fiscal YTD	August 2024
Average Daily Balance	\$ 15,804	\$ 15,819	\$ 15,796	\$ 15,949
Net Earnings	146.21	48.10	98.11	49.95
Earned Income Return	3.67%	3.70%	3.66%	3.69%

CCSF Pooled Fund Statistics *

<i>(in \$ million)</i>	% of Portfolio	Book Value	Market Value	Wtd. Avg. Coupon	Wtd. Avg. YTM	WAM
U.S. Treasuries	22.59%	\$ 3,629.1	\$ 3,564.9	1.52%	1.92%	580
Federal Agencies	42.60%	6,725.5	6,723.6	3.53%	3.59%	699
Public Time Deposits	0.19%	30.0	30.0	5.35%	5.35%	92
Negotiable CDs	8.99%	1,417.0	1,419.5	5.17%	5.17%	143
Commercial Paper	8.18%	1,289.9	1,291.2	0.00%	5.34%	92
Medium Term Notes	0.79%	123.8	124.6	3.74%	4.09%	765
Money Market Funds	13.46%	2,124.9	2,124.9	4.89%	4.89%	1
Supranationals	2.55%	404.3	403.2	2.66%	2.62%	542
Secured Bank Deposit	0.64%	101.5	101.5	5.35%	5.35%	1
Totals	100.0%	\$ 15,846.0	\$ 15,783.5	3.11%	3.67%	470

In the remainder of this report, we provide additional information and analytics at the security-level and portfolio-level, as recommended by the California Debt and Investment Advisory Commission.

Respectfully,

José Cisneros
Treasurer

cc: Treasury Oversight Committee: Aimee Brown, Kevin Kone, Brenda Kwee McNulty
Greg Wagner - Controller, Office of the Controller
Mark de la Rosa - Director of Audits, Office of the Controller
Mayor's Office of Public Policy and Finance
San Francisco County Transportation Authority
San Francisco Public Library
San Francisco Health Service System

Portfolio Summary

Pooled Fund

As of September 30, 2024

<i>(in \$ million)</i>							
Security Type	Par Value	Book Value	Market Value	Market/Book Price	Current % Allocation	Max. Policy Allocation	Compliant?
U.S. Treasuries	\$ 3,648.0	\$ 3,629.1	\$ 3,564.9	98.23	22.90%	100%	Yes
Federal Agencies	6,730.5	6,725.5	6,723.6	99.97	42.44%	100%	Yes
State & Local Government							
Agency Obligations	-	-	-	-	0.00%	20%	Yes
Public Time Deposits	30.0	30.0	30.0	100.00	0.19%	100%	Yes
Negotiable CDs	1,417.0	1,417.0	1,419.5	100.18	8.94%	30%	Yes
Bankers Acceptances	-	-	-	-	0.00%	40%	Yes
Commercial Paper	1,307.0	1,289.9	1,291.2	100.10	8.14%	25%	Yes
Medium Term Notes	124.6	123.8	124.6	100.64	0.78%	30%	Yes
Repurchase Agreements	-	-	-	-	0.00%	10%	Yes
Reverse Repurchase/							
Securities Lending Agreements	-	-	-	-	0.00%	\$75mm	Yes
Money Market Funds - Government	2,124.9	2,124.9	2,124.9	100.00	13.41%	20%	Yes
LAIF	-	-	-	-	0.00%	\$50mm	Yes
Supranationals	405.0	404.3	403.2	99.74	2.55%	30%	Yes
Secured Bank Deposit	101.5	101.5	101.5	100.00	0.64%	N/A	Yes
TOTAL	\$ 15,888.6	\$ 15,846.0	\$ 15,783.5	99.61	100.00%	-	Yes

The City and County of San Francisco uses the following methodology to determine compliance: Compliance is pre-trade and calculated on a book value basis of the overall portfolio value. Cash balances are included in the City's compliance calculations.

Please note the information in this report does not include cash balances. Due to fluctuations in the market value of the securities held in the Pooled Fund and changes in the City's cash position, the allocation limits may be exceeded on a post-trade compliance basis. In these instances, no compliance violation has occurred, as the policy limits were not exceeded prior to trade execution. The full Investment Policy can be found at <https://sftreasurer.org/banking-investments/investments>

Totals may not add due to rounding.

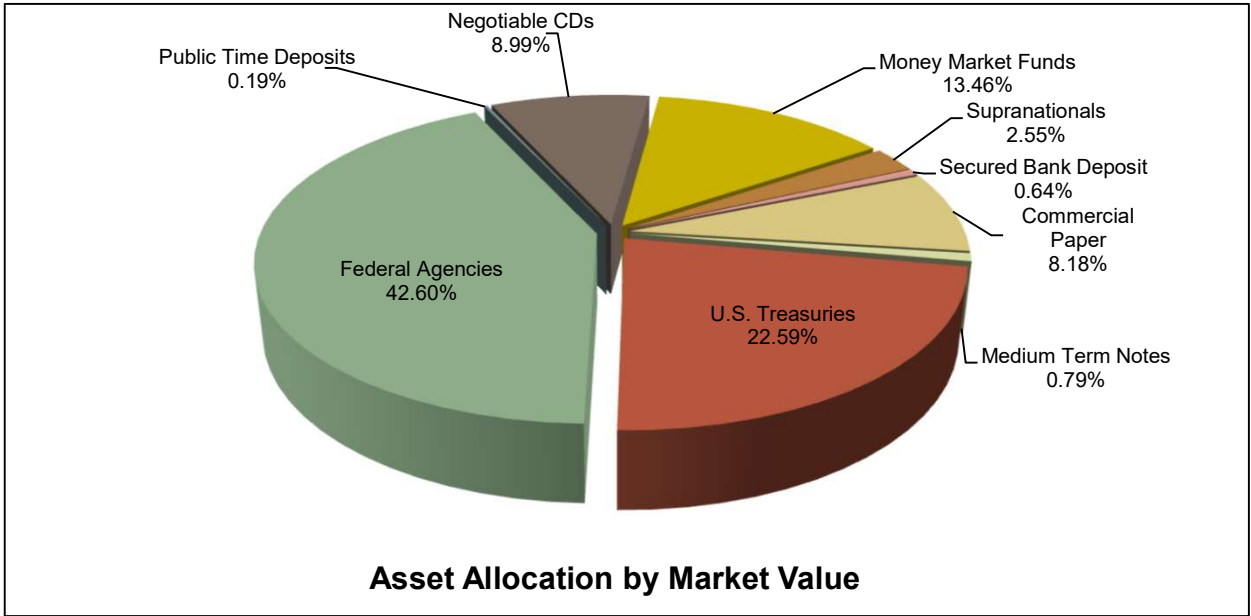
City and County of San Francisco

Pooled Fund Portfolio Statistics

For the month ended September 30, 2024

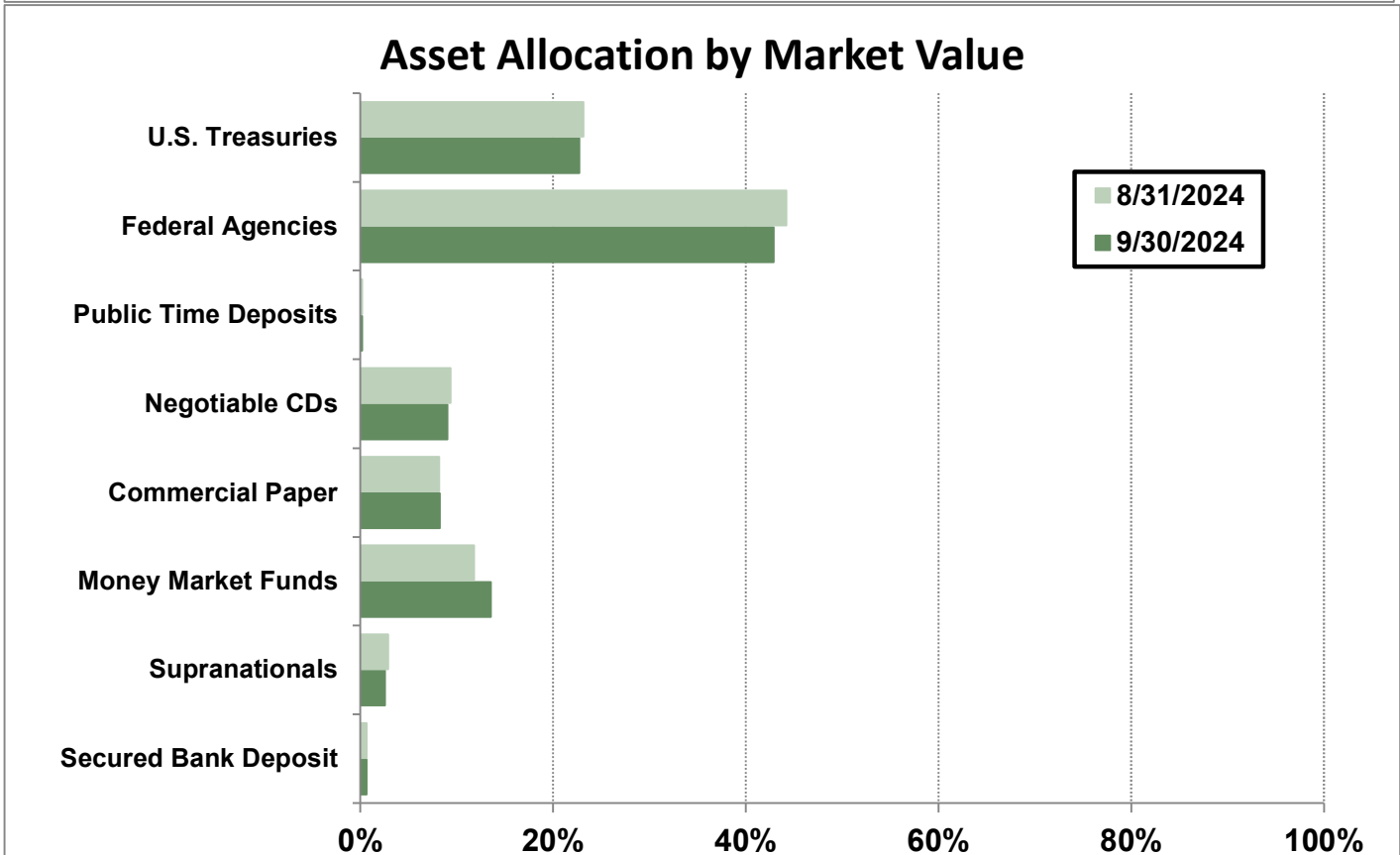
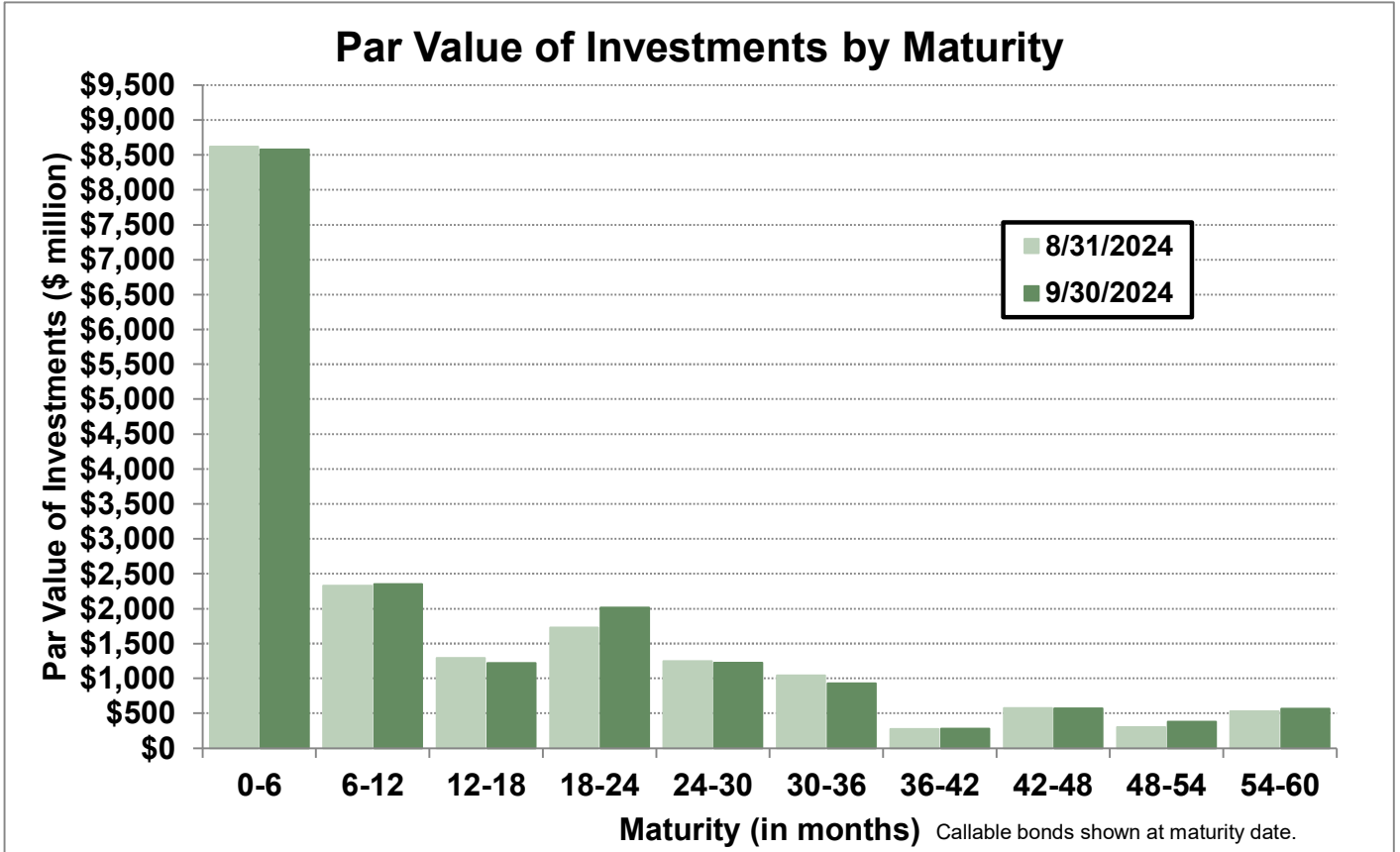
Average Daily Balance	\$15,819,458,949
Net Earnings	\$48,103,525
Earned Income Return	3.70%
Weighted Average Maturity	470 days

Investment Type	(\$ million)	Par Value	Book Value	Market Value
U.S. Treasuries		\$ 3,648.0	\$ 3,629.1	\$ 3,564.9
Federal Agencies		6,730.5	6,725.5	6,723.6
Public Time Deposits		30.0	30.0	30.0
Negotiable CDs		1,417.0	1,417.0	1,419.5
Commercial Paper		1,307.0	1,289.9	1,291.2
Medium Term Notes		124.6	123.8	124.6
Money Market Funds		2,124.9	2,124.9	2,124.9
Supranationals		405.0	404.3	403.2
Secured Bank Deposit		101.5	101.5	101.5
Total		\$ 15,888.6	\$ 15,846.0	\$ 15,783.5

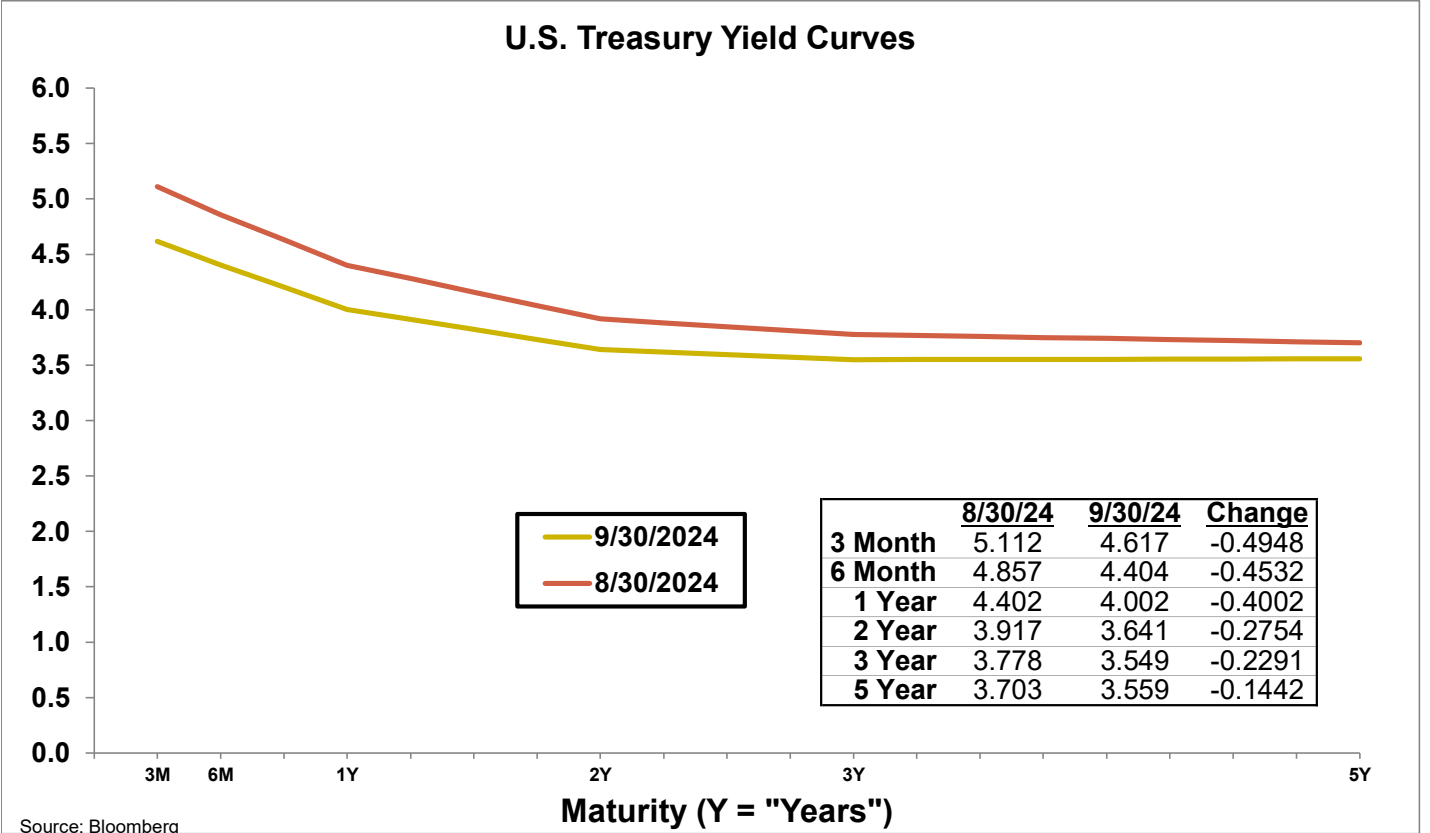
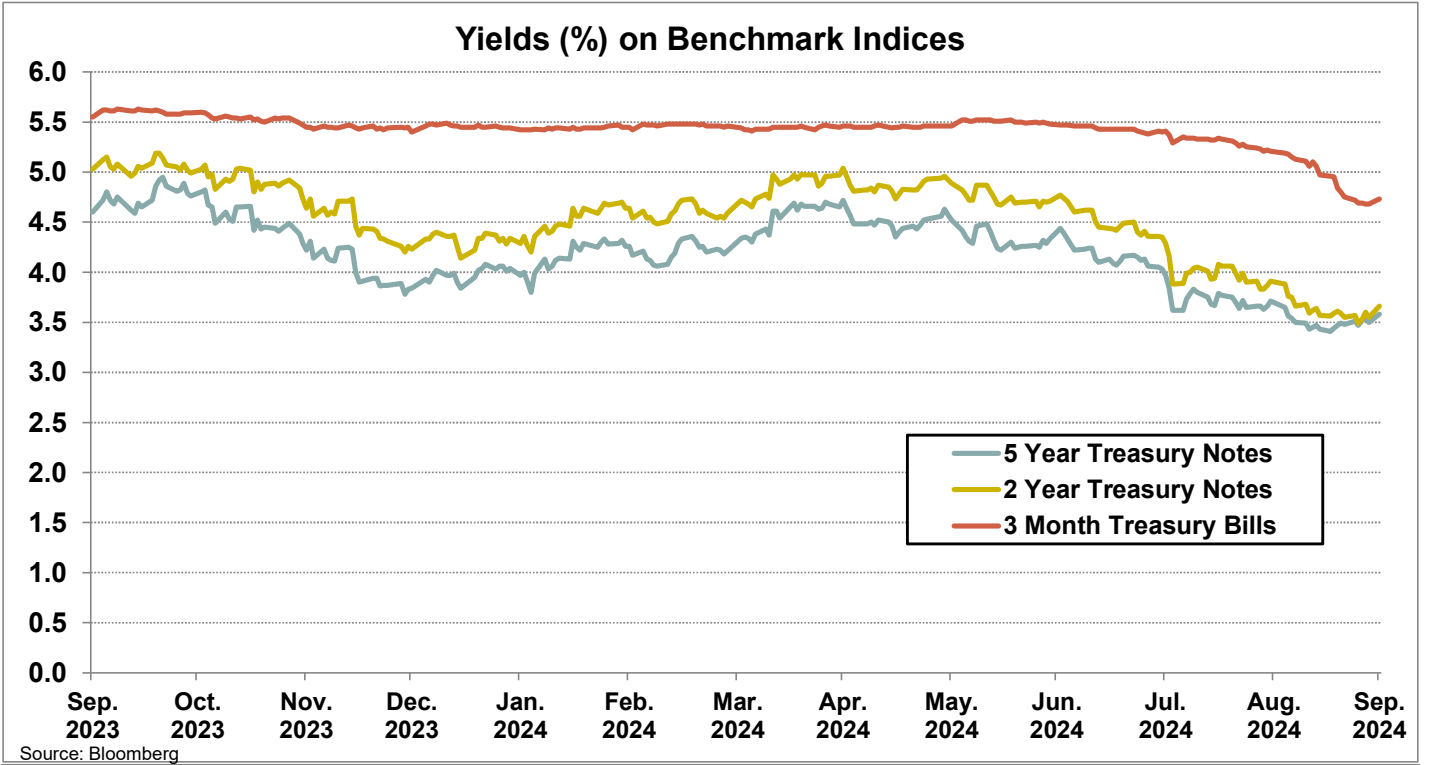


Portfolio Analysis

Pooled Fund



Yield Curves



Investment Inventory

Pooled Fund

As of September 30, 2024

Type of Investment	CUSIP	Issuer Name	Maturity		Coupon	Par Value	Original Cost	Amortized	
			Settle Date	Date				Book Value	Market Value
U.S. Treasuries	912828YM6	U.S. Treasury Note	4/15/2021	10/31/2024	1.50	\$ 50,000,000	\$ 51,746,094	\$ 50,040,450	\$ 49,865,235
U.S. Treasuries	912797LD7	U.S. Treasury Bill	8/21/2024	11/14/2024	0.00	65,000,000	64,223,891	64,598,249	64,627,901
U.S. Treasuries	912828G38	U.S. Treasury Note	3/9/2021	11/15/2024	2.25	50,000,000	53,160,156	50,105,573	49,845,705
U.S. Treasuries	912828G38	U.S. Treasury Note	3/12/2021	11/15/2024	2.25	50,000,000	53,228,516	50,108,098	49,845,705
U.S. Treasuries	912797MP9	U.S. Treasury Bill	8/28/2024	12/17/2024	0.00	75,000,000	73,858,781	74,208,344	74,291,205
U.S. Treasuries	912828YY0	U.S. Treasury Note	3/15/2021	12/31/2024	1.75	50,000,000	52,226,563	50,146,083	49,642,580
U.S. Treasuries	912797MX2	U.S. Treasury Bill	9/19/2024	1/14/2025	0.00	68,000,000	66,966,162	67,072,197	67,133,830
U.S. Treasuries	912828Z52	U.S. Treasury Note	3/30/2021	1/31/2025	1.38	50,000,000	51,515,625	50,131,793	49,484,375
U.S. Treasuries	912828Z52	U.S. Treasury Note	4/15/2021	1/31/2025	1.38	50,000,000	51,507,813	50,132,627	49,484,375
U.S. Treasuries	912828ZC7	U.S. Treasury Note	3/15/2021	2/28/2025	1.13	50,000,000	51,011,719	50,104,950	49,339,845
U.S. Treasuries	912828ZC7	U.S. Treasury Note	3/31/2021	2/28/2025	1.13	50,000,000	50,998,047	50,104,690	49,339,845
U.S. Treasuries	912828ZF0	U.S. Treasury Note	4/15/2021	3/31/2025	0.50	50,000,000	49,779,297	49,972,374	49,058,595
U.S. Treasuries	912828ZF0	U.S. Treasury Note	4/19/2021	3/31/2025	0.50	50,000,000	49,839,844	49,979,897	49,058,595
U.S. Treasuries	912828ZL7	U.S. Treasury Note	5/18/2021	4/30/2025	0.38	50,000,000	49,615,234	49,943,738	48,886,720
U.S. Treasuries	912828XB1	U.S. Treasury Note	9/2/2021	5/15/2025	2.13	50,000,000	52,849,609	50,476,693	49,347,655
U.S. Treasuries	912828ZW3	U.S. Treasury Note	3/8/2021	6/30/2025	0.25	50,000,000	49,140,625	49,851,587	48,580,080
U.S. Treasuries	912828ZW3	U.S. Treasury Note	3/9/2021	6/30/2025	0.25	50,000,000	49,042,969	49,834,617	48,580,080
U.S. Treasuries	912828ZW3	U.S. Treasury Note	5/12/2021	6/30/2025	0.25	50,000,000	49,281,250	49,870,530	48,580,080
U.S. Treasuries	912828ZW3	U.S. Treasury Note	5/13/2021	6/30/2025	0.25	50,000,000	49,183,594	49,852,841	48,580,080
U.S. Treasuries	912828ZW3	U.S. Treasury Note	5/18/2021	6/30/2025	0.25	50,000,000	49,253,906	49,865,068	48,580,080
U.S. Treasuries	912828ZW3	U.S. Treasury Note	7/12/2021	6/30/2025	0.25	50,000,000	49,310,547	49,870,579	48,580,080
U.S. Treasuries	912828ZW3	U.S. Treasury Note	8/5/2021	6/30/2025	0.25	50,000,000	49,500,000	49,904,561	48,580,080
U.S. Treasuries	912828ZW3	U.S. Treasury Note	8/6/2021	6/30/2025	0.25	50,000,000	49,406,250	49,886,587	48,580,080
U.S. Treasuries	912828ZW3	U.S. Treasury Note	12/7/2021	6/30/2025	0.25	50,000,000	48,628,906	49,713,346	48,580,080
U.S. Treasuries	912828ZL7	U.S. Treasury Note	2/6/2024	6/30/2025	4.63	50,000,000	49,976,563	49,987,500	50,171,875
U.S. Treasuries	91282CAB7	U.S. Treasury Note	8/5/2021	7/31/2025	0.25	50,000,000	49,458,984	49,887,412	48,458,985
U.S. Treasuries	91282CAB7	U.S. Treasury Note	8/6/2021	7/31/2025	0.25	50,000,000	49,363,281	49,867,405	48,458,985
U.S. Treasuries	91282CFK2	U.S. Treasury Note	10/7/2022	9/15/2025	3.50	50,000,000	48,968,750	49,664,892	49,773,440
U.S. Treasuries	91282CAM3	U.S. Treasury Note	5/12/2021	9/30/2025	0.25	50,000,000	49,109,375	49,797,636	48,201,170
U.S. Treasuries	91282CAM3	U.S. Treasury Note	7/26/2021	9/30/2025	0.25	50,000,000	49,281,250	49,828,667	48,201,170
U.S. Treasuries	91282CAT8	U.S. Treasury Note	2/25/2021	10/31/2025	0.25	50,000,000	49,298,828	49,837,939	48,093,750
U.S. Treasuries	91282CAT8	U.S. Treasury Note	3/2/2021	10/31/2025	0.25	50,000,000	49,078,125	49,786,302	48,093,750
U.S. Treasuries	91282CAT8	U.S. Treasury Note	3/4/2021	10/31/2025	0.25	50,000,000	49,048,828	49,779,252	48,093,750
U.S. Treasuries	91282CBC4	U.S. Treasury Note	2/25/2021	12/31/2025	0.38	50,000,000	49,455,078	49,859,613	47,910,155
U.S. Treasuries	91282CBC4	U.S. Treasury Note	2/26/2021	12/31/2025	0.38	50,000,000	49,271,484	49,812,209	47,910,155
U.S. Treasuries	91282CBW0	U.S. Treasury Note	6/28/2021	4/30/2026	0.75	50,000,000	49,662,109	49,889,856	47,730,470
U.S. Treasuries	91282CBW0	U.S. Treasury Note	7/2/2021	4/30/2026	0.75	50,000,000	49,730,469	49,911,940	47,730,470
U.S. Treasuries	912828R36	U.S. Treasury Note	7/23/2021	5/15/2026	1.63	50,000,000	52,203,125	50,741,063	48,375,000
U.S. Treasuries	912828R36	U.S. Treasury Note	8/27/2021	5/15/2026	1.63	50,000,000	51,890,625	50,648,873	48,375,000
U.S. Treasuries	91282CCJ8	U.S. Treasury Note	7/2/2021	6/30/2026	0.88	50,000,000	49,931,641	49,976,127	47,634,765
U.S. Treasuries	91282CCJ8	U.S. Treasury Note	7/14/2021	6/30/2026	0.88	50,000,000	50,070,313	50,024,718	47,634,765
U.S. Treasuries	91282CCJ8	U.S. Treasury Note	7/22/2021	6/30/2026	0.88	50,000,000	50,345,703	50,122,069	47,634,765
U.S. Treasuries	91282CCJ8	U.S. Treasury Note	7/22/2021	6/30/2026	0.88	50,000,000	50,328,125	50,115,862	47,634,765
U.S. Treasuries	91282CCJ8	U.S. Treasury Note	8/6/2021	6/30/2026	0.88	50,000,000	50,406,250	50,144,651	47,634,765
U.S. Treasuries	91282CCJ8	U.S. Treasury Note	8/10/2021	6/30/2026	0.88	50,000,000	50,240,234	50,085,731	47,634,765
U.S. Treasuries	91282CCJ8	U.S. Treasury Note	9/24/2021	6/30/2026	0.88	50,000,000	49,937,500	49,977,119	47,634,765
U.S. Treasuries	91282CCJ8	U.S. Treasury Note	10/14/2021	6/30/2026	0.88	50,000,000	49,593,750	49,849,546	47,634,765
U.S. Treasuries	91282CCJ8	U.S. Treasury Note	1/4/2022	6/30/2026	0.88	50,000,000	49,027,344	49,621,745	47,634,765
U.S. Treasuries	91282CCW9	U.S. Treasury Note	9/28/2021	8/31/2026	0.75	50,000,000	49,449,219	49,785,875	47,324,220

Investment Inventory

Pooled Fund

Type of Investment	CUSIP	Issuer Name	Maturity			Par Value	Original Cost	Amortized	
			Settle Date	Date	Coupon			Book Value	Market Value
U.S. Treasuries	91282CCZ2	U.S. Treasury Note	10/8/2021	9/30/2026	0.88	50,000,000	49,689,453	49,875,474	47,359,375
U.S. Treasuries	91282CCZ2	U.S. Treasury Note	10/8/2021	9/30/2026	0.88	50,000,000	49,671,875	49,868,425	47,359,375
U.S. Treasuries	91282CCZ2	U.S. Treasury Note	10/19/2021	9/30/2026	0.88	50,000,000	49,318,359	49,725,005	47,359,375
U.S. Treasuries	91282CDK4	U.S. Treasury Note	12/3/2021	11/30/2026	1.25	50,000,000	50,072,266	50,031,316	47,550,780
U.S. Treasuries	91282CDK4	U.S. Treasury Note	12/7/2021	11/30/2026	1.25	50,000,000	50,117,188	50,050,895	47,550,780
U.S. Treasuries	91282CDK4	U.S. Treasury Note	3/29/2022	11/30/2026	1.25	50,000,000	47,078,125	48,647,756	47,550,780
U.S. Treasuries	91282CDQ1	U.S. Treasury Note	3/29/2022	12/31/2026	1.25	50,000,000	47,107,422	48,633,598	47,472,655
U.S. Treasuries	91282CEF4	U.S. Treasury Note	4/6/2022	3/31/2027	2.50	25,000,000	24,757,813	24,878,773	24,355,470
U.S. Treasuries	91282CKV2	U.S. Treasury Note	6/26/2024	6/15/2027	4.63	50,000,000	50,199,219	50,181,392	51,459,650
U.S. Treasuries	91282CKV2	U.S. Treasury Note	7/9/2024	6/15/2027	4.63	50,000,000	50,292,969	50,269,991	51,459,650
U.S. Treasuries	91282CEW7	U.S. Treasury Note	3/21/2024	6/30/2027	3.25	50,000,000	48,203,125	48,494,591	49,570,315
U.S. Treasuries	91282CEW7	U.S. Treasury Note	4/3/2024	6/30/2027	3.25	50,000,000	48,113,281	48,401,951	49,570,315
U.S. Treasuries	91282CEW7	U.S. Treasury Note	9/26/2024	6/30/2027	3.25	50,000,000	49,683,594	49,685,165	49,570,315
U.S. Treasuries	9128284N7	U.S. Treasury Note	4/9/2024	5/15/2028	2.88	65,000,000	61,082,227	61,540,216	63,418,167
U.S. Treasuries	91282CHK0	U.S. Treasury Note	1/5/2024	6/30/2028	4.00	50,000,000	49,974,609	49,978,795	50,732,420
U.S. Treasuries	91282CHK0	U.S. Treasury Note	1/18/2024	6/30/2028	4.00	50,000,000	49,927,734	49,939,163	50,732,420
U.S. Treasuries	91282CHK0	U.S. Treasury Note	1/18/2024	6/30/2028	4.00	50,000,000	49,904,297	49,919,433	50,732,420
U.S. Treasuries	91282CHK0	U.S. Treasury Note	2/6/2024	6/30/2028	4.00	50,000,000	49,677,734	49,725,492	50,732,420
U.S. Treasuries	91282CHK0	U.S. Treasury Note	2/27/2024	6/30/2028	4.00	50,000,000	49,298,828	49,394,825	50,732,420
U.S. Treasuries	91282CHK0	U.S. Treasury Note	5/13/2024	6/30/2028	4.00	50,000,000	48,939,453	49,038,550	50,732,420
U.S. Treasuries	91282CHX2	U.S. Treasury Note	12/12/2023	8/31/2028	4.38	50,000,000	50,115,234	50,095,583	51,423,830
U.S. Treasuries	9128286B1	U.S. Treasury Note	4/11/2024	2/15/2029	2.63	50,000,000	45,710,938	46,129,914	48,060,545
U.S. Treasuries	91282CKD2	U.S. Treasury Note	4/8/2024	2/28/2029	4.25	50,000,000	49,773,438	49,795,751	51,363,280
Subtotals					1.52	\$ 3,648,000,000	\$ 3,629,111,530	\$ 3,629,081,529	\$ 3,564,937,292
U.S. Agencies	3130ATT31	Federal Home Loan Bank	11/1/2022	10/3/2024	4.50	\$ 50,000,000	\$ 49,860,500	\$ 49,999,603	\$ 49,997,000
U.S. Agencies	3135GAFY2	Fannie Mae	4/3/2023	10/3/2024	5.32	25,000,000	25,000,000	25,000,000	25,000,750
U.S. Agencies	3135GAFY2	Fannie Mae	4/3/2023	10/3/2024	5.32	25,000,000	25,000,000	25,000,000	25,000,750
U.S. Agencies	3135GAFY2	Fannie Mae	4/3/2023	10/3/2024	5.32	50,000,000	50,000,000	50,000,000	50,001,500
U.S. Agencies	313384K32	Federal Home Loan Bank Discount	3/26/2024	10/11/2024	0.00	25,000,000	24,306,264	24,965,139	24,954,500
U.S. Agencies	3133EPHD0	Federal Farm Credit Bank	4/28/2023	10/28/2024	4.50	20,000,000	19,968,400	19,998,446	19,994,200
U.S. Agencies	3133EPHD0	Federal Farm Credit Bank	4/28/2023	10/28/2024	4.50	25,000,000	24,959,000	24,997,984	24,992,750
U.S. Agencies	3133ENEJ5	Federal Farm Credit Bank	11/18/2021	11/18/2024	0.88	10,000,000	9,988,500	9,999,496	9,947,400
U.S. Agencies	3133ENEJ5	Federal Farm Credit Bank	11/18/2021	11/18/2024	0.88	10,000,000	9,988,500	9,999,496	9,947,400
U.S. Agencies	3133ENEJ5	Federal Farm Credit Bank	11/18/2021	11/18/2024	0.88	50,000,000	49,942,500	49,997,482	49,737,000
U.S. Agencies	3133ENZ94	Federal Farm Credit Bank	11/18/2022	11/18/2024	4.50	25,000,000	24,973,500	24,998,260	24,986,000
U.S. Agencies	3133ELCP7	Federal Farm Credit Bank	12/3/2019	12/3/2024	1.63	25,000,000	24,960,000	24,998,621	24,861,000
U.S. Agencies	3133ENGQ7	Federal Farm Credit Bank	12/9/2021	12/9/2024	0.92	50,000,000	49,985,000	49,999,056	49,630,500
U.S. Agencies	3133ENGQ7	Federal Farm Credit Bank	12/9/2021	12/9/2024	0.92	50,000,000	49,963,000	49,997,671	49,630,500
U.S. Agencies	3133EN4N7	Federal Farm Credit Bank	12/20/2022	12/20/2024	4.25	10,000,000	9,982,900	9,986,129	9,986,600
U.S. Agencies	3133EN4N7	Federal Farm Credit Bank	12/20/2022	12/20/2024	4.25	25,000,000	24,954,500	24,995,021	24,966,500
U.S. Agencies	3133EN4N7	Federal Farm Credit Bank	12/20/2022	12/20/2024	4.25	25,000,000	24,954,500	24,995,021	24,966,500
U.S. Agencies	3133ENKS8	Federal Farm Credit Bank	1/11/2022	1/6/2025	1.13	20,000,000	19,955,000	19,995,999	19,814,200
U.S. Agencies	3133ENKS8	Federal Farm Credit Bank	1/11/2022	1/6/2025	1.13	25,000,000	24,943,750	24,994,999	24,767,750
U.S. Agencies	3133ENKS8	Federal Farm Credit Bank	1/11/2022	1/6/2025	1.13	25,000,000	24,943,750	24,994,999	24,767,750
U.S. Agencies	3135GOX24	Fannie Mae	4/21/2021	1/7/2025	1.63	39,060,000	40,632,556	39,173,567	38,750,645
U.S. Agencies	3133ENZ37	Federal Farm Credit Bank	11/10/2022	1/10/2025	4.88	10,000,000	9,999,400	9,999,923	10,003,300
U.S. Agencies	3133ENZ37	Federal Farm Credit Bank	11/10/2022	1/10/2025	4.88	20,000,000	19,998,800	19,998,847	20,006,600
U.S. Agencies	3133ENZ37	Federal Farm Credit Bank	11/10/2022	1/10/2025	4.88	20,000,000	19,999,580	19,999,946	20,006,600
U.S. Agencies	3130BOMZ9	Federal Home Loan Bank	3/27/2024	1/27/2025	5.10	115,000,000	115,000,000	115,000,000	115,205,850

Investment Inventory

Pooled Fund

Type of Investment	CUSIP	Issuer Name	Settle Date	Maturity		Par Value	Original Cost	Amortized	
				Date	Coupon			Book Value	Market Value
U.S. Agencies	3133EPAG0	Federal Farm Credit Bank	2/10/2023	2/10/2025	4.25	10,000,000	9,947,200	9,990,466	9,988,200
U.S. Agencies	3133EPAG0	Federal Farm Credit Bank	2/10/2023	2/10/2025	4.25	29,875,000	29,716,065	29,846,300	29,839,748
U.S. Agencies	3137EAEP0	Freddie Mac	2/14/2020	2/12/2025	1.50	5,000,000	4,996,150	4,999,717	4,945,950
U.S. Agencies	3137EAEP0	Freddie Mac	2/14/2020	2/12/2025	1.50	5,000,000	4,996,150	4,999,717	4,945,950
U.S. Agencies	3137EAEP0	Freddie Mac	2/14/2020	2/12/2025	1.50	5,000,000	4,996,150	4,999,717	4,945,950
U.S. Agencies	3137EAEP0	Freddie Mac	2/14/2020	2/12/2025	1.50	15,000,000	14,988,450	14,999,152	14,837,850
U.S. Agencies	3137EAEP0	Freddie Mac	2/14/2020	2/12/2025	1.50	50,000,000	49,961,500	49,997,173	49,459,500
U.S. Agencies	3137EAEP0	Freddie Mac	4/21/2021	2/12/2025	1.50	53,532,000	55,450,052	53,716,507	52,953,319
U.S. Agencies	3130AUVZ4	Federal Home Loan Bank	2/13/2023	2/13/2025	4.50	50,000,000	49,921,500	49,985,503	49,974,500
U.S. Agencies	3130AV7L0	Federal Home Loan Bank	3/3/2023	2/28/2025	5.00	25,000,000	24,967,000	24,993,201	25,055,000
U.S. Agencies	3130AV7L0	Federal Home Loan Bank	3/3/2023	2/28/2025	5.00	35,000,000	34,953,800	34,990,481	35,077,000
U.S. Agencies	3133ELQY3	Federal Farm Credit Bank	3/23/2020	3/3/2025	1.21	16,000,000	15,990,720	15,999,214	15,777,440
U.S. Agencies	3133ELQY3	Federal Farm Credit Bank	3/23/2020	3/3/2025	1.21	24,000,000	23,964,240	23,996,970	23,666,160
U.S. Agencies	3133EMWT5	Federal Farm Credit Bank	4/21/2021	4/21/2025	0.60	50,000,000	49,973,500	49,996,336	48,970,000
U.S. Agencies	3135G03U5	Fannie Mae	12/8/2021	4/22/2025	0.63	37,938,000	37,367,792	37,843,969	37,197,830
U.S. Agencies	3135G03U5	Fannie Mae	7/12/2021	4/22/2025	0.63	50,000,000	50,108,000	50,015,887	49,024,500
U.S. Agencies	3135G03U5	Fannie Mae	12/8/2021	4/22/2025	0.63	50,000,000	49,243,950	49,875,322	49,024,500
U.S. Agencies	3133ENXE5	Federal Farm Credit Bank	5/23/2022	5/23/2025	2.85	6,000,000	5,991,600	5,998,207	5,950,800
U.S. Agencies	3133ENXE5	Federal Farm Credit Bank	5/23/2022	5/23/2025	2.85	20,000,000	19,972,000	19,994,022	19,836,000
U.S. Agencies	3130AWER7	Federal Home Loan Bank	6/12/2023	6/6/2025	4.63	10,000,000	9,991,700	9,997,161	10,041,500
U.S. Agencies	3130AWER7	Federal Home Loan Bank	6/12/2023	6/6/2025	4.63	15,000,000	14,987,550	14,995,741	15,062,250
U.S. Agencies	3130AWER7	Federal Home Loan Bank	6/12/2023	6/6/2025	4.63	25,000,000	24,979,250	24,992,902	25,103,750
U.S. Agencies	3130AWER7	Federal Home Loan Bank	6/12/2023	6/6/2025	4.63	52,000,000	51,956,840	51,995,236	52,215,800
U.S. Agencies	3130ASG86	Federal Home Loan Bank	8/4/2022	6/13/2025	3.38	11,940,000	12,000,178	11,954,699	11,894,867
U.S. Agencies	3130ASG86	Federal Home Loan Bank	8/3/2022	6/13/2025	3.38	12,700,000	12,806,045	12,725,877	12,651,994
U.S. Agencies	3130ATST5	Federal Home Loan Bank	5/10/2023	6/13/2025	4.38	3,000,000	3,012,270	3,004,090	3,005,910
U.S. Agencies	3130ATST5	Federal Home Loan Bank	5/8/2023	6/13/2025	4.38	9,915,000	9,975,878	9,935,240	9,934,533
U.S. Agencies	3130ATST5	Federal Home Loan Bank	5/8/2023	6/13/2025	4.38	10,000,000	10,065,000	10,021,610	10,019,700
U.S. Agencies	3130ATST5	Federal Home Loan Bank	5/11/2023	6/13/2025	4.38	10,000,000	10,036,000	10,012,016	10,019,700
U.S. Agencies	3130ATST5	Federal Home Loan Bank	5/17/2023	6/13/2025	4.38	24,000,000	24,079,440	24,026,725	24,047,280
U.S. Agencies	3130ATST5	Federal Home Loan Bank	5/9/2023	6/13/2025	4.38	25,500,000	25,624,695	25,541,511	25,550,235
U.S. Agencies	3130AWLY4	Federal Home Loan Bank	7/25/2023	6/13/2025	5.13	10,800,000	10,818,036	10,806,675	10,873,764
U.S. Agencies	3130AWLY4	Federal Home Loan Bank	7/25/2023	6/13/2025	5.13	48,150,000	48,241,967	48,184,037	48,478,865
U.S. Agencies	3133EN4B3	Federal Farm Credit Bank	12/13/2022	6/13/2025	4.25	15,000,000	14,988,383	14,996,755	15,008,700
U.S. Agencies	3133EN4B3	Federal Farm Credit Bank	12/13/2022	6/13/2025	4.25	15,000,000	14,989,800	14,997,151	15,008,700
U.S. Agencies	3133EN4B3	Federal Farm Credit Bank	12/13/2022	6/13/2025	4.25	15,000,000	14,989,050	14,996,942	15,008,700
U.S. Agencies	3133ENYQ7	Federal Farm Credit Bank	6/13/2022	6/13/2025	2.95	50,000,000	49,975,500	49,994,300	49,589,500
U.S. Agencies	3135G04Z3	Fannie Mae	12/8/2021	6/17/2025	0.50	4,655,000	4,556,640	4,635,206	4,538,625
U.S. Agencies	3135G04Z3	Fannie Mae	12/8/2021	6/17/2025	0.50	10,000,000	9,789,600	9,957,658	9,750,000
U.S. Agencies	3130AN4A5	Federal Home Loan Bank	7/12/2021	6/30/2025	0.70	17,680,000	17,734,631	17,690,255	17,224,740
U.S. Agencies	3133EPKA2	Federal Farm Credit Bank	5/18/2023	8/18/2025	4.00	25,000,000	24,982,000	24,992,979	24,972,250
U.S. Agencies	3133EPKA2	Federal Farm Credit Bank	5/18/2023	8/18/2025	4.00	26,500,000	26,483,835	26,493,695	26,470,585
U.S. Agencies	3133EPKA2	Federal Farm Credit Bank	5/18/2023	8/18/2025	4.00	30,000,000	29,981,700	29,992,862	29,966,700
U.S. Agencies	3135G05X7	Fannie Mae	3/4/2021	8/25/2025	0.38	25,000,000	24,684,250	24,684,657	24,210,750
U.S. Agencies	3135G05X7	Fannie Mae	2/25/2021	8/25/2025	0.38	72,500,000	71,862,000	72,372,555	70,211,175
U.S. Agencies	3130A8ZQ9	Federal Home Loan Bank	11/2/2021	9/12/2025	1.75	10,295,000	10,575,333	10,363,791	10,080,040
U.S. Agencies	3133EPVY8	Federal Farm Credit Bank	9/15/2023	9/15/2025	5.00	8,230,000	8,224,074	8,227,171	8,313,123
U.S. Agencies	3133EPVY8	Federal Farm Credit Bank	9/15/2023	9/15/2025	5.00	15,000,000	14,981,850	14,991,335	15,151,500
U.S. Agencies	3133EPVY8	Federal Farm Credit Bank	9/15/2023	9/15/2025	5.00	20,000,000	19,975,800	19,988,446	20,202,000
U.S. Agencies	3137EAEX3	Freddie Mac	3/4/2021	9/23/2025	0.38	22,600,000	22,295,352	22,534,640	21,845,160

Investment Inventory

Pooled Fund

Type of Investment	CUSIP	Issuer Name	Maturity			Par Value	Original Cost	Amortized	
			Settle Date	Date	Coupon			Book Value	Market Value
U.S. Agencies	3133EPDL6	Federal Farm Credit Bank	3/15/2023	10/1/2025	4.85	50,000,000	50,000,000	50,000,000	50,471,000
U.S. Agencies	3133EPYW9	Federal Farm Credit Bank	10/20/2023	10/20/2025	5.13	24,000,000	23,923,440	23,959,782	24,321,600
U.S. Agencies	3133EPYW9	Federal Farm Credit Bank	10/20/2023	10/20/2025	5.13	25,000,000	24,985,500	24,992,383	25,335,000
U.S. Agencies	3133EPYW9	Federal Farm Credit Bank	10/20/2023	10/20/2025	5.13	35,000,000	34,972,350	34,985,475	35,469,000
U.S. Agencies	3133EPYW9	Federal Farm Credit Bank	10/20/2023	10/20/2025	5.13	50,000,000	49,972,000	49,985,291	50,670,000
U.S. Agencies	3133ENEG1	Federal Farm Credit Bank	11/17/2021	11/17/2025	1.05	39,675,000	39,622,232	39,660,120	38,557,355
U.S. Agencies	3133ENEG1	Federal Farm Credit Bank	11/17/2021	11/17/2025	1.05	55,000,000	54,923,000	54,978,286	53,450,650
U.S. Agencies	3133ENHM5	Federal Farm Credit Bank	12/16/2021	12/16/2025	1.17	45,000,000	44,954,100	44,986,145	43,707,600
U.S. Agencies	3133ENHM5	Federal Farm Credit Bank	12/16/2021	12/16/2025	1.17	50,000,000	49,949,000	49,984,606	48,564,000
U.S. Agencies	3133EN5E6	Federal Farm Credit Bank	12/29/2022	12/29/2025	4.00	15,000,000	14,954,700	14,981,235	15,015,450
U.S. Agencies	3133EN5E6	Federal Farm Credit Bank	12/29/2022	12/29/2025	4.00	20,000,000	19,939,600	19,974,980	20,020,600
U.S. Agencies	3133EN5E6	Federal Farm Credit Bank	12/29/2022	12/29/2025	4.00	25,000,000	24,923,750	24,968,415	25,025,750
U.S. Agencies	3133EN6A3	Federal Farm Credit Bank	1/13/2023	1/13/2026	4.00	20,000,000	19,982,400	19,992,469	20,020,600
U.S. Agencies	3133EN6A3	Federal Farm Credit Bank	1/13/2023	1/13/2026	4.00	30,000,000	29,977,200	29,990,243	30,030,900
U.S. Agencies	3130AUTC8	Federal Home Loan Bank	2/9/2023	2/6/2026	4.01	21,100,000	20,985,427	21,048,322	21,178,492
U.S. Agencies	3133EPJX4	Federal Farm Credit Bank	5/17/2023	2/17/2026	3.63	25,000,000	24,928,500	24,964,214	24,962,250
U.S. Agencies	3133EPJX4	Federal Farm Credit Bank	5/17/2023	2/17/2026	3.63	30,000,000	29,905,500	29,952,703	29,954,700
U.S. Agencies	3133EPBJ3	Federal Farm Credit Bank	2/23/2023	2/23/2026	4.38	25,000,000	24,953,500	24,978,362	25,191,250
U.S. Agencies	3133EPBJ3	Federal Farm Credit Bank	2/23/2023	2/23/2026	4.38	28,000,000	27,954,080	27,978,632	28,214,200
U.S. Agencies	3133EPBJ3	Federal Farm Credit Bank	2/23/2023	2/23/2026	4.38	50,000,000	49,918,000	49,961,843	50,382,500
U.S. Agencies	3133ENJ35	Federal Farm Credit Bank	8/25/2022	2/25/2026	3.32	35,000,000	34,957,650	34,983,060	34,777,400
U.S. Agencies	3130AXB31	Federal Home Loan Bank	11/2/2023	3/13/2026	4.88	10,000,000	9,953,900	9,971,762	10,171,100
U.S. Agencies	3130AXB31	Federal Home Loan Bank	11/2/2023	3/13/2026	4.88	10,000,000	9,950,700	9,969,802	10,171,100
U.S. Agencies	3130AXB31	Federal Home Loan Bank	11/2/2023	3/13/2026	4.88	10,000,000	9,950,700	9,969,802	10,171,100
U.S. Agencies	3130AXB31	Federal Home Loan Bank	4/5/2024	3/13/2026	4.88	25,000,000	25,053,750	25,040,141	25,427,750
U.S. Agencies	3130AXB31	Federal Home Loan Bank	4/2/2024	3/13/2026	4.88	36,730,000	36,803,460	36,784,629	37,358,450
U.S. Agencies	3133EP5K7	Federal Farm Credit Bank	4/2/2024	3/13/2026	4.50	50,000,000	49,758,000	49,820,034	50,568,000
U.S. Agencies	3133EMZ21	Federal Farm Credit Bank	8/9/2021	4/6/2026	0.69	15,500,000	15,458,150	15,486,419	14,819,860
U.S. Agencies	3133ENUD0	Federal Farm Credit Bank	4/8/2022	4/8/2026	2.64	20,000,000	19,961,200	19,985,287	19,691,400
U.S. Agencies	3133ENUD0	Federal Farm Credit Bank	4/8/2022	4/8/2026	2.64	30,000,000	29,941,800	29,977,931	29,537,100
U.S. Agencies	3130AVWS7	Federal Home Loan Bank	5/10/2023	6/12/2026	3.75	17,045,000	16,991,479	17,015,656	17,080,113
U.S. Agencies	3130AVWS7	Federal Home Loan Bank	5/17/2023	6/12/2026	3.75	20,000,000	19,939,200	19,966,457	20,041,200
U.S. Agencies	3130AWAH3	Federal Home Loan Bank	6/1/2023	6/12/2026	4.00	10,000,000	9,934,300	9,963,263	10,061,500
U.S. Agencies	3130AWAH3	Federal Home Loan Bank	6/1/2023	6/12/2026	4.00	15,000,000	14,899,350	14,943,720	15,092,250
U.S. Agencies	3130AWLZ1	Federal Home Loan Bank	7/10/2023	6/12/2026	4.75	50,000,000	49,856,000	49,916,539	50,897,500
U.S. Agencies	3130B1BT3	Federal Home Loan Bank	6/18/2024	6/12/2026	4.88	13,485,000	13,505,093	13,502,179	13,752,947
U.S. Agencies	3133ERHD6	Federal Farm Credit Bank	6/18/2024	6/12/2026	4.88	20,000,000	20,030,400	20,025,991	20,376,800
U.S. Agencies	3133ERHD6	Federal Farm Credit Bank	6/18/2024	6/12/2026	4.88	32,000,000	32,051,200	32,043,775	32,602,880
U.S. Agencies	3133EPMU6	Federal Farm Credit Bank	6/15/2023	6/15/2026	4.25	20,000,000	19,969,200	19,982,520	20,162,600
U.S. Agencies	3133EPMU6	Federal Farm Credit Bank	6/15/2023	6/15/2026	4.25	24,700,000	24,640,226	24,666,077	24,900,811
U.S. Agencies	3133EPMU6	Federal Farm Credit Bank	6/15/2023	6/15/2026	4.25	30,000,000	29,951,400	29,972,419	30,243,900
U.S. Agencies	3133EPNG6	Federal Farm Credit Bank	6/23/2023	6/23/2026	4.38	25,000,000	24,986,750	24,992,384	25,337,250
U.S. Agencies	3133EPNG6	Federal Farm Credit Bank	6/23/2023	6/23/2026	4.38	25,000,000	24,986,750	24,992,384	25,337,250
U.S. Agencies	3133EPNG6	Federal Farm Credit Bank	6/23/2023	6/23/2026	4.38	50,000,000	49,973,500	49,984,767	50,674,500
U.S. Agencies	3133EPVP7	Federal Farm Credit Bank	9/8/2023	7/8/2026	4.75	10,000,000	9,991,700	9,994,823	10,181,100
U.S. Agencies	3133EPVP7	Federal Farm Credit Bank	9/8/2023	7/8/2026	4.75	19,000,000	18,984,800	18,990,518	19,344,090
U.S. Agencies	3133EPVP7	Federal Farm Credit Bank	9/8/2023	7/8/2026	4.75	21,000,000	20,982,780	20,989,258	21,380,310
U.S. Agencies	3130ANNM8	Federal Home Loan Bank	8/19/2021	7/13/2026	1.05	25,000,000	25,000,000	25,000,000	23,834,750
U.S. Agencies	3130ANNM8	Federal Home Loan Bank	8/19/2021	7/13/2026	1.05	25,000,000	25,000,000	25,000,000	23,834,750
U.S. Agencies	3130ANNM8	Federal Home Loan Bank	8/19/2021	7/13/2026	1.05	25,000,000	25,000,000	25,000,000	23,834,750

Investment Inventory

Pooled Fund

Type of Investment	CUSIP	Issuer Name	Maturity			Par Value	Original Cost	Amortized	
			Settle Date	Date	Coupon			Book Value	Market Value
U.S. Agencies	3130ANNM8	Federal Home Loan Bank	8/19/2021	7/13/2026	1.05	25,000,000	25,000,000	25,000,000	23,834,750
U.S. Agencies	3130ANMP2	Federal Home Loan Bank	8/20/2021	7/27/2026	1.07	25,000,000	25,000,000	25,000,000	23,818,250
U.S. Agencies	3130ANMP2	Federal Home Loan Bank	8/20/2021	7/27/2026	1.07	25,000,000	25,000,000	25,000,000	23,818,250
U.S. Agencies	3130ANMP2	Federal Home Loan Bank	8/20/2021	7/27/2026	1.07	25,000,000	25,000,000	25,000,000	23,818,250
U.S. Agencies	3130ANMP2	Federal Home Loan Bank	8/20/2021	7/27/2026	1.07	25,000,000	25,000,000	25,000,000	23,818,250
U.S. Agencies	3133EPZY4	Federal Farm Credit Bank	10/30/2023	7/30/2026	5.00	3,000,000	2,991,930	2,994,639	3,072,030
U.S. Agencies	3133EPZY4	Federal Farm Credit Bank	10/30/2023	7/30/2026	5.00	9,615,000	9,589,136	9,597,817	9,845,856
U.S. Agencies	3133EPZY4	Federal Farm Credit Bank	10/30/2023	7/30/2026	5.00	16,000,000	15,956,960	15,971,407	16,384,160
U.S. Agencies	3133EPZY4	Federal Farm Credit Bank	10/30/2023	7/30/2026	5.00	25,000,000	24,936,750	24,957,980	25,600,250
U.S. Agencies	3130ANTG5	Federal Home Loan Bank	9/13/2021	8/10/2026	1.05	25,000,000	25,000,000	25,000,000	23,786,250
U.S. Agencies	3130ANTG5	Federal Home Loan Bank	9/13/2021	8/10/2026	1.05	25,000,000	25,000,000	25,000,000	23,786,250
U.S. Agencies	3130ANTG5	Federal Home Loan Bank	9/13/2021	8/10/2026	1.05	25,000,000	25,000,000	25,000,000	23,786,250
U.S. Agencies	3130ANTG5	Federal Home Loan Bank	9/13/2021	8/10/2026	1.05	25,000,000	25,000,000	25,000,000	23,786,250
U.S. Agencies	3133EPSW6	Federal Farm Credit Bank	8/14/2023	8/14/2026	4.50	50,000,000	49,885,000	49,928,440	50,844,000
U.S. Agencies	3130AP6T7	Federal Home Loan Bank	10/1/2021	9/3/2026	1.08	25,000,000	25,000,000	25,000,000	23,755,000
U.S. Agencies	3130AP6T7	Federal Home Loan Bank	10/1/2021	9/3/2026	1.08	25,000,000	25,000,000	25,000,000	23,755,000
U.S. Agencies	3130AP6T7	Federal Home Loan Bank	10/1/2021	9/3/2026	1.08	25,000,000	25,000,000	25,000,000	23,755,000
U.S. Agencies	3130AP6T7	Federal Home Loan Bank	10/1/2021	9/3/2026	1.08	25,000,000	25,000,000	25,000,000	23,755,000
U.S. Agencies	3130B2PJ8	Federal Home Loan Bank	9/13/2024	9/4/2026	3.63	19,000,000	18,974,730	18,975,361	19,006,460
U.S. Agencies	3130B2PJ8	Federal Home Loan Bank	9/13/2024	9/4/2026	3.63	25,000,000	24,966,750	24,967,580	25,008,500
U.S. Agencies	3130B2PJ8	Federal Home Loan Bank	9/13/2024	9/4/2026	3.63	25,900,000	25,865,553	25,866,413	25,908,806
U.S. Agencies	3130B2PJ8	Federal Home Loan Bank	9/13/2024	9/4/2026	3.63	50,000,000	49,933,500	49,935,160	50,017,000
U.S. Agencies	3133EM4X7	Federal Farm Credit Bank	12/12/2023	9/10/2026	0.80	28,975,000	26,174,277	26,995,226	27,460,767
U.S. Agencies	3130AXCP1	Federal Home Loan Bank	10/18/2023	9/11/2026	4.88	11,895,000	11,821,965	11,846,034	12,175,841
U.S. Agencies	3130APPR0	Federal Home Loan Bank	11/18/2021	10/19/2026	1.43	25,000,000	25,000,000	25,000,000	23,879,000
U.S. Agencies	3130APPR0	Federal Home Loan Bank	11/18/2021	10/19/2026	1.43	25,000,000	25,000,000	25,000,000	23,879,000
U.S. Agencies	3130APPR0	Federal Home Loan Bank	11/18/2021	10/19/2026	1.43	25,000,000	25,000,000	25,000,000	23,879,000
U.S. Agencies	3130APPR0	Federal Home Loan Bank	11/18/2021	10/19/2026	1.43	25,000,000	25,000,000	25,000,000	23,879,000
U.S. Agencies	3133EPZA6	Federal Farm Credit Bank	10/20/2023	10/20/2026	4.88	14,000,000	13,904,940	13,935,037	14,348,460
U.S. Agencies	3133EPZA6	Federal Farm Credit Bank	10/20/2023	10/20/2026	4.88	30,000,000	29,834,100	29,886,625	30,746,700
U.S. Agencies	3134GYRY0	Freddie Mac	5/9/2023	11/2/2026	5.29	25,000,000	25,000,000	25,000,000	24,997,500
U.S. Agencies	3134GYRY0	Freddie Mac	5/9/2023	11/2/2026	5.29	25,000,000	25,000,000	25,000,000	24,997,500
U.S. Agencies	3134GYRY0	Freddie Mac	5/9/2023	11/2/2026	5.29	25,000,000	25,000,000	25,000,000	24,997,500
U.S. Agencies	3134GYRY0	Freddie Mac	5/9/2023	11/2/2026	5.29	25,000,000	25,000,000	25,000,000	24,997,500
U.S. Agencies	3130AQ7L1	Federal Home Loan Bank	12/16/2021	11/16/2026	1.61	25,000,000	25,000,000	25,000,000	23,929,250
U.S. Agencies	3130AQ7L1	Federal Home Loan Bank	12/16/2021	11/16/2026	1.61	25,000,000	25,000,000	25,000,000	23,929,250
U.S. Agencies	3130AQ7L1	Federal Home Loan Bank	12/16/2021	11/16/2026	1.61	25,000,000	25,000,000	25,000,000	23,929,250
U.S. Agencies	3130AQ7L1	Federal Home Loan Bank	12/16/2021	11/16/2026	1.61	25,000,000	25,000,000	25,000,000	23,929,250
U.S. Agencies	3130AXU63	Federal Home Loan Bank	11/17/2023	11/17/2026	4.63	50,000,000	49,911,500	49,937,259	51,090,500
U.S. Agencies	3130AQJ95	Federal Home Loan Bank	1/14/2022	12/14/2026	1.65	25,000,000	25,000,000	25,000,000	23,907,500
U.S. Agencies	3130AQJ95	Federal Home Loan Bank	1/14/2022	12/14/2026	1.65	25,000,000	25,000,000	25,000,000	23,907,500
U.S. Agencies	3130AQJ95	Federal Home Loan Bank	1/14/2022	12/14/2026	1.65	25,000,000	25,000,000	25,000,000	23,907,500
U.S. Agencies	3130AQJ95	Federal Home Loan Bank	1/14/2022	12/14/2026	1.65	25,000,000	25,000,000	25,000,000	23,907,500
U.S. Agencies	3130AYPN0	Federal Home Loan Bank	1/29/2024	1/15/2027	4.13	12,000,000	11,973,000	11,979,139	12,150,360
U.S. Agencies	3130AYPN0	Federal Home Loan Bank	1/29/2024	1/15/2027	4.13	25,000,000	24,943,750	24,956,539	25,313,250
U.S. Agencies	3130AYPN0	Federal Home Loan Bank	1/29/2024	1/15/2027	4.13	29,350,000	29,283,963	29,298,977	29,717,756
U.S. Agencies	3130AYPN0	Federal Home Loan Bank	1/29/2024	1/15/2027	4.13	50,000,000	49,887,500	49,913,078	50,626,500
U.S. Agencies	3133EPX91	Federal Farm Credit Bank	1/25/2024	1/25/2027	4.13	5,000,000	4,992,850	4,998,481	5,071,250
U.S. Agencies	3133EPX91	Federal Farm Credit Bank	1/25/2024	1/25/2027	4.13	10,000,000	9,986,600	9,989,657	10,142,500
U.S. Agencies	3133EPX91	Federal Farm Credit Bank	1/25/2024	1/25/2027	4.13	25,000,000	24,968,500	24,975,685	25,356,250

Investment Inventory

Pooled Fund

Type of Investment	CUSIP	Issuer Name	Settle Date	Maturity		Par Value	Original Cost	Amortized	
				Date	Coupon			Book Value	Market Value
U.S. Agencies	3133EPX91	Federal Farm Credit Bank	1/25/2024	1/25/2027	4.13	35,000,000	34,955,900	34,965,959	35,498,750
U.S. Agencies	3133EPX91	Federal Farm Credit Bank	1/25/2024	1/25/2027	4.13	50,000,000	49,933,000	49,948,283	50,712,500
U.S. Agencies	3130ARB59	Federal Home Loan Bank	3/22/2022	3/8/2027	2.35	25,000,000	25,000,000	25,000,000	24,213,750
U.S. Agencies	3130ARB59	Federal Home Loan Bank	3/22/2022	3/8/2027	2.35	25,000,000	25,000,000	25,000,000	24,213,750
U.S. Agencies	3130ARB59	Federal Home Loan Bank	3/22/2022	3/8/2027	2.35	25,000,000	25,000,000	25,000,000	24,213,750
U.S. Agencies	3130ARB59	Federal Home Loan Bank	3/22/2022	3/8/2027	2.35	25,000,000	25,000,000	25,000,000	24,213,750
U.S. Agencies	3133ENRD4	Federal Farm Credit Bank	3/16/2022	3/10/2027	1.68	48,573,000	47,432,020	48,015,048	46,486,790
U.S. Agencies	3133EP6K6	Federal Farm Credit Bank	4/2/2024	3/26/2027	4.50	50,000,000	49,910,000	49,925,055	51,057,000
U.S. Agencies	3133ENTS9	Federal Farm Credit Bank	4/6/2022	4/5/2027	2.60	22,500,000	22,392,338	22,445,962	22,001,175
U.S. Agencies	3133ENTS9	Federal Farm Credit Bank	4/6/2022	4/5/2027	2.60	24,500,000	24,377,010	24,438,269	23,956,835
U.S. Agencies	3133ENTS9	Federal Farm Credit Bank	4/6/2022	4/5/2027	2.60	25,000,000	24,804,000	24,901,624	24,445,750
U.S. Agencies	3130BOTY5	Federal Home Loan Bank	4/11/2024	4/9/2027	4.75	17,000,000	16,955,120	16,962,224	17,506,770
U.S. Agencies	3130BOTY5	Federal Home Loan Bank	4/11/2024	4/9/2027	4.75	20,000,000	19,947,200	19,955,557	20,596,200
U.S. Agencies	3130BOTY5	Federal Home Loan Bank	4/11/2024	4/9/2027	4.75	40,000,000	39,894,400	39,911,114	41,192,400
U.S. Agencies	3130BOTY5	Federal Home Loan Bank	4/11/2024	4/9/2027	4.75	48,000,000	47,873,280	47,873,337	49,430,880
U.S. Agencies	3133ERDS7	Federal Farm Credit Bank	5/13/2024	5/6/2027	4.75	12,727,000	12,740,236	12,738,521	13,105,246
U.S. Agencies	3133EN2L3	Federal Farm Credit Bank	11/17/2022	5/17/2027	4.13	4,650,000	4,646,792	4,648,128	4,713,938
U.S. Agencies	3133EN2L3	Federal Farm Credit Bank	11/17/2022	5/17/2027	4.13	5,000,000	4,996,550	4,997,987	5,068,750
U.S. Agencies	3133EN2L3	Federal Farm Credit Bank	11/17/2022	5/17/2027	4.13	21,000,000	20,987,001	20,982,416	21,288,750
U.S. Agencies	3133EN2L3	Federal Farm Credit Bank	11/17/2022	5/17/2027	4.13	25,000,000	24,982,750	24,989,936	25,343,750
U.S. Agencies	3133EPP66	Federal Farm Credit Bank	12/20/2023	5/20/2027	4.00	31,000,000	30,905,760	30,927,374	31,377,580
U.S. Agencies	3133EPP66	Federal Farm Credit Bank	12/20/2023	5/20/2027	4.00	58,850,000	58,662,269	58,705,325	59,566,793
U.S. Agencies	3130ASGU7	Federal Home Loan Bank	7/19/2022	6/11/2027	3.50	10,000,000	10,141,500	10,141,793	9,983,800
U.S. Agencies	3130ASGU7	Federal Home Loan Bank	7/19/2022	6/11/2027	3.50	12,375,000	12,552,829	12,472,766	12,354,953
U.S. Agencies	3130ASGU7	Federal Home Loan Bank	7/20/2022	6/11/2027	3.50	21,725,000	22,016,550	21,885,377	21,689,806
U.S. Agencies	3130AX4E5	Federal Home Loan Bank	5/13/2024	6/11/2027	4.50	11,000,000	10,937,190	10,945,069	11,280,148
U.S. Agencies	3130B1EF0	Federal Home Loan Bank	7/10/2024	6/11/2027	4.63	20,700,000	20,795,634	20,788,188	21,292,703
U.S. Agencies	3133EPMV4	Federal Farm Credit Bank	6/15/2023	6/15/2027	4.13	28,940,000	28,911,928	28,921,036	29,367,154
U.S. Agencies	3133ENZK9	Federal Farm Credit Bank	7/7/2022	6/28/2027	3.24	27,865,000	28,099,066	27,993,820	27,663,815
U.S. Agencies	3133ERJZ5	Federal Farm Credit Bank	6/28/2024	6/28/2027	4.50	30,000,000	29,985,840	29,987,068	30,736,500
U.S. Agencies	3133ERVR9	Federal Farm Credit Bank	9/30/2024	7/1/2027	3.50	55,000,000	54,925,200	54,925,275	54,989,000
U.S. Agencies	3133ERKM2	Federal Farm Credit Bank	7/9/2024	7/8/2027	4.50	25,000,000	25,033,250	25,030,697	25,618,500
U.S. Agencies	3133ERKM2	Federal Farm Credit Bank	7/10/2024	7/8/2027	4.50	25,000,000	25,025,500	25,023,564	25,618,500
U.S. Agencies	3133ERMB4	Federal Farm Credit Bank	7/23/2024	7/23/2027	4.25	10,000,000	9,996,500	9,996,724	10,184,100
U.S. Agencies	3133ERMB4	Federal Farm Credit Bank	7/23/2024	7/23/2027	4.25	15,000,000	14,994,750	14,995,086	15,276,150
U.S. Agencies	3133EPBM6	Federal Farm Credit Bank	2/23/2023	8/23/2027	4.13	10,000,000	9,974,000	9,983,279	10,153,600
U.S. Agencies	3133EPC60	Federal Farm Credit Bank	11/15/2023	11/15/2027	4.63	27,950,000	27,834,008	27,859,493	28,811,978
U.S. Agencies	3133EPC60	Federal Farm Credit Bank	11/15/2023	11/15/2027	4.63	33,300,000	33,161,472	33,191,908	34,326,972
U.S. Agencies	3134H1NT6	Freddie Mac	1/10/2024	1/10/2028	5.41	25,000,000	25,000,000	25,000,000	25,023,750
U.S. Agencies	3134H1NT6	Freddie Mac	1/10/2024	1/10/2028	5.41	25,000,000	25,000,000	25,000,000	25,023,750
U.S. Agencies	3134H1NT6	Freddie Mac	1/10/2024	1/10/2028	5.41	65,000,000	65,000,000	65,000,000	65,061,750
U.S. Agencies	3135GANG2	Fannie Mae	2/14/2024	2/18/2028	5.13	25,000,000	25,000,000	25,000,000	25,012,750
U.S. Agencies	3135GANG2	Fannie Mae	2/14/2024	2/18/2028	5.13	25,000,000	25,000,000	25,000,000	25,012,750
U.S. Agencies	3135GANG2	Fannie Mae	2/14/2024	2/18/2028	5.13	50,000,000	50,000,000	50,000,000	50,025,500
U.S. Agencies	3133EP5S0	Federal Farm Credit Bank	4/9/2024	3/20/2028	4.25	4,971,000	4,916,667	4,923,265	5,088,813
U.S. Agencies	3133ERGL9	Federal Farm Credit Bank	6/26/2024	6/7/2028	4.50	14,934,000	14,962,076	14,960,187	15,424,283
U.S. Agencies	3133ERGL9	Federal Farm Credit Bank	6/7/2024	6/7/2028	4.50	15,000,000	14,994,600	14,995,029	15,492,450
U.S. Agencies	3133ERGL9	Federal Farm Credit Bank	6/26/2024	6/7/2028	4.50	20,000,000	20,037,600	20,035,071	20,656,600
U.S. Agencies	3133EPSK2	Federal Farm Credit Bank	8/7/2023	8/7/2028	4.25	19,500,000	19,412,250	19,432,470	19,992,375
U.S. Agencies	3133EPUN3	Federal Farm Credit Bank	8/28/2023	8/28/2028	4.50	10,000,000	9,979,100	9,983,676	10,351,300

Investment Inventory

Pooled Fund

Type of Investment	CUSIP	Issuer Name	Maturity		Coupon	Par Value	Original Cost	Amortized	
			Settle Date	Date				Book Value	Market Value
U.S. Agencies	3133EPUN3	Federal Farm Credit Bank	8/28/2023	8/28/2028	4.50	15,000,000	14,962,800	14,970,944	15,526,950
U.S. Agencies	3133EPUN3	Federal Farm Credit Bank	8/28/2023	8/28/2028	4.50	25,000,000	24,943,500	24,955,870	25,878,250
U.S. Agencies	3133EPUN3	Federal Farm Credit Bank	8/28/2023	8/28/2028	4.50	33,000,000	32,904,960	32,925,768	34,159,290
U.S. Agencies	3133ERHN4	Federal Farm Credit Bank	6/20/2024	10/20/2028	4.25	5,000,000	4,972,100	4,973,915	5,134,550
U.S. Agencies	3133ERHN4	Federal Farm Credit Bank	6/20/2024	10/20/2028	4.25	38,000,000	37,785,300	37,799,270	39,022,580
U.S. Agencies	3133EPC45	Federal Farm Credit Bank	11/13/2023	11/13/2028	4.63	12,000,000	11,984,040	11,986,862	12,490,680
U.S. Agencies	3133EPC45	Federal Farm Credit Bank	11/13/2023	11/13/2028	4.63	20,000,000	19,971,600	19,976,621	20,817,800
U.S. Agencies	3133EPC45	Federal Farm Credit Bank	11/13/2023	11/13/2028	4.63	55,000,000	54,922,285	54,936,024	57,248,950
U.S. Agencies	3130AVBD3	Federal Home Loan Bank	4/9/2024	3/9/2029	4.50	25,000,000	25,018,750	25,016,922	25,961,250
U.S. Agencies	3133EP5U5	Federal Farm Credit Bank	4/8/2024	3/20/2029	4.13	51,660,000	51,008,309	51,071,783	52,900,873
U.S. Agencies	3133ERDH1	Federal Farm Credit Bank	5/8/2024	4/30/2029	4.75	27,892,000	28,191,755	28,167,683	29,307,240
U.S. Agencies	3133ERDH1	Federal Farm Credit Bank	5/8/2024	4/30/2029	4.75	30,000,000	30,317,400	30,291,910	31,522,200
U.S. Agencies	3133ERDH1	Federal Farm Credit Bank	5/8/2024	4/30/2029	4.75	63,085,000	63,763,795	63,709,282	66,285,933
U.S. Agencies	3133ERGS4	Federal Farm Credit Bank	6/26/2024	6/11/2029	4.25	10,000,000	9,967,600	9,969,335	10,285,380
U.S. Agencies	3133ERGS4	Federal Farm Credit Bank	6/26/2024	6/11/2029	4.25	10,000,000	9,967,600	9,969,335	10,285,380
U.S. Agencies	3133ERGS4	Federal Farm Credit Bank	6/26/2024	6/11/2029	4.25	10,000,000	9,967,600	9,969,335	10,285,380
U.S. Agencies	3133ERGS4	Federal Farm Credit Bank	6/26/2024	6/11/2029	4.25	20,000,000	19,935,200	19,938,671	20,570,760
U.S. Agencies	3133ERGS4	Federal Farm Credit Bank	6/26/2024	6/11/2029	4.25	29,000,000	28,923,730	28,927,815	29,827,602
U.S. Agencies	3134H16K4	Freddie Mac	7/16/2024	7/9/2029	5.38	25,000,000	25,000,000	25,000,000	25,000,000
U.S. Agencies	3134H16K4	Freddie Mac	7/16/2024	7/9/2029	5.38	25,000,000	25,000,000	25,000,000	25,205,750
U.S. Agencies	3134H16K4	Freddie Mac	7/16/2024	7/9/2029	5.38	65,000,000	65,000,000	65,000,000	65,534,950
U.S. Agencies	3133ERKX8	Federal Farm Credit Bank	7/12/2024	7/12/2029	4.25	20,000,000	19,989,200	19,989,679	20,615,000
U.S. Agencies	3130B2KJ3	Federal Home Loan Bank	9/4/2024	9/4/2029	4.63	25,000,000	25,000,000	25,000,000	24,973,500
U.S. Agencies	3130B2KJ3	Federal Home Loan Bank	9/4/2024	9/4/2029	4.63	25,000,000	25,000,000	25,000,000	24,973,500
U.S. Agencies	3130B2KJ3	Federal Home Loan Bank	9/4/2024	9/4/2029	4.63	50,000,000	50,000,000	50,000,000	49,947,000
U.S. Agencies	3130ATHX8	Federal Home Loan Bank	9/27/2024	9/14/2029	4.13	15,000,000	15,392,700	15,391,834	15,351,960
U.S. Agencies	3130B2TG0	Federal Home Loan Bank	9/24/2024	9/24/2029	4.38	25,000,000	25,000,000	25,000,000	24,893,250
U.S. Agencies	3130B2TG0	Federal Home Loan Bank	9/24/2024	9/24/2029	4.38	25,000,000	25,000,000	25,000,000	24,893,250
U.S. Agencies	3130B2TG0	Federal Home Loan Bank	9/24/2024	9/24/2029	4.38	65,000,000	65,000,000	65,000,000	64,722,450
Subtotals					3.53	\$ 6,730,537,000	\$ 6,722,354,691	\$ 6,725,547,938	\$ 6,723,612,503
Public Time Deposits	PPGHASP70	Bridge Bank NA	6/17/2024	12/16/2024	5.36	\$ 10,000,000	\$ 10,000,000	\$ 10,000,000	\$ 10,000,000
Public Time Deposits	PPGO10L16	Bank of San Francisco	7/8/2024	1/6/2025	5.35	10,000,000	10,000,000	10,000,000	10,000,000
Public Time Deposits	PPGICJO02	Bridge Bank NA	7/15/2024	1/13/2025	5.33	10,000,000	10,000,000	10,000,000	10,000,000
Subtotals					5.35	\$ 30,000,000	\$ 30,000,000	\$ 30,000,000	\$ 30,000,000
Negotiable CDs	06367DE43	Bank of Montreal/CHI	11/2/2023	10/21/2024	5.86	\$ 60,000,000	\$ 60,000,000	\$ 60,000,000	\$ 60,030,600
Negotiable CDs	89115BH52	Toronto Dominion Bank/NY	10/26/2023	10/21/2024	5.93	50,000,000	50,000,000	50,000,000	50,027,000
Negotiable CDs	06367DFA8	Bank of Montreal/CHI	12/1/2023	10/24/2024	5.58	50,000,000	50,000,000	50,000,000	50,019,500
Negotiable CDs	13606KZ41	Canadian Imperial Bank/NY	4/3/2024	10/24/2024	5.43	50,000,000	50,000,000	50,000,000	50,015,500
Negotiable CDs	78015JJ73	Royal Bank of Canada/NY	12/13/2023	10/24/2024	5.48	50,000,000	50,000,000	50,000,000	50,016,500
Negotiable CDs	89115BP95	Toronto Dominion Bank/NY	12/11/2023	10/24/2024	5.58	50,000,000	50,000,000	50,000,000	50,019,000
Negotiable CDs	89115DJS6	Toronto Dominion Bank/NY	4/3/2024	10/24/2024	5.43	50,000,000	50,000,000	50,000,000	50,017,000
Negotiable CDs	06367DEK7	Bank of Montreal/CHI	11/8/2023	11/6/2024	5.80	50,000,000	50,000,000	50,000,000	50,041,000
Negotiable CDs	06367DJB2	Bank of Montreal/CHI	4/12/2024	11/8/2024	5.44	51,000,000	51,000,000	51,000,000	51,030,600
Negotiable CDs	89115BT59	Toronto Dominion Bank/NY	4/15/2024	12/2/2024	5.51	50,000,000	50,000,000	50,000,000	50,056,500
Negotiable CDs	13606KZ66	Canadian Imperial Bank/NY	4/4/2024	1/2/2025	5.40	50,000,000	50,000,000	50,000,000	50,080,500
Negotiable CDs	89115DK21	Toronto Dominion Bank/NY	4/4/2024	1/2/2025	5.40	50,000,000	50,000,000	50,000,000	50,081,000
Negotiable CDs	78015JQ34	Royal Bank of Canada/NY	5/8/2024	1/28/2025	5.45	25,000,000	25,000,000	25,000,000	25,065,500
Negotiable CDs	06367DL94	Bank of Montreal/CHI	7/2/2024	2/24/2025	5.41	76,000,000	76,000,000	76,000,000	76,245,480

Investment Inventory

Pooled Fund

Type of Investment	CUSIP	Issuer Name	Settle Date	Maturity		Coupon	Par Value	Original Cost	Amortized	
				Date					Book Value	Market Value
Negotiable CDs	13606K5B8	Canadian Imperial Bank/NY	7/2/2024	2/24/2025		5.41	50,000,000	50,000,000	50,000,000	50,163,500
Negotiable CDs	06367DLL7	Bank of Montreal/CHI	8/15/2024	3/12/2025		4.87	90,000,000	90,000,000	90,000,000	90,144,000
Negotiable CDs	89115BSZ4	Toronto Dominion Bank/NY	4/15/2024	4/9/2025		5.55	50,000,000	50,000,000	50,000,000	50,265,000
Negotiable CDs	06367DJY2	Bank of Montreal/CHI	5/14/2024	5/5/2025		5.47	50,000,000	50,000,000	50,000,000	50,310,500
Negotiable CDs	89115DR65	Toronto Dominion Bank/NY	5/14/2024	5/5/2025		5.47	65,000,000	65,000,000	65,000,000	65,388,700
Negotiable CDs	78015JWF0	Royal Bank of Canada/NY	9/24/2024	6/24/2025		4.22	100,000,000	100,000,000	100,000,000	99,984,000
Negotiable CDs	06367DM44	Bank of Montreal/CHI	9/23/2024	6/30/2025		4.25	100,000,000	100,000,000	100,000,000	100,026,000
Negotiable CDs	13606DAG7	Canadian Imperial Bank/NY	9/23/2024	6/30/2025		4.25	100,000,000	100,000,000	100,000,000	100,026,000
Negotiable CDs	78015JVF1	Royal Bank of Canada/NY	8/15/2024	7/1/2025		4.61	50,000,000	50,000,000	50,000,000	50,135,000
Negotiable CDs	78015JTB3	Royal Bank of Canada/NY	7/16/2024	7/14/2025		5.09	50,000,000	50,000,000	50,000,000	50,331,000
Subtotals						5.17	\$ 1,417,000,000	\$ 1,417,000,000	\$ 1,417,000,000	\$ 1,419,519,380
Commercial Paper	59157TK44	MetLife Short term	3/28/2024	10/4/2024		0.00	\$ 15,000,000	\$ 14,588,333	\$ 14,993,500	\$ 14,985,855
Commercial Paper	62479LKH7	MUFG Bank Ltd/NY	8/13/2024	10/17/2024		0.00	70,000,000	69,333,931	69,836,044	69,813,170
Commercial Paper	89233GKP0	Toyota Motor Credit	3/26/2024	10/23/2024		0.00	75,000,000	72,714,167	74,714,667	74,739,000
Commercial Paper	59157TKQ5	MetLife Short term	4/3/2024	10/24/2024		0.00	10,000,000	9,705,900	9,966,842	9,963,880
Commercial Paper	62479LQK7	MUFG Bank Ltd/NY	3/25/2024	10/24/2024		0.00	50,000,000	48,455,750	49,833,250	49,820,450
Commercial Paper	62479LQK7	MUFG Bank Ltd/NY	4/3/2024	10/24/2024		0.00	50,000,000	48,501,167	49,831,014	49,820,450
Commercial Paper	89233GKQ8	Toyota Motor Credit	4/2/2024	10/24/2024		0.00	50,000,000	48,508,056	49,832,611	49,819,300
Commercial Paper	62479LL45	MUFG Bank Ltd/NY	4/12/2024	11/4/2024		0.00	23,000,000	22,303,777	22,885,089	22,884,241
Commercial Paper	62479LLJ2	MUFG Bank Ltd/NY	4/12/2024	11/18/2024		0.00	52,000,000	50,318,956	51,633,227	51,643,592
Commercial Paper	89233GM29	Toyota Motor Credit	4/15/2024	12/2/2024		0.00	65,000,000	62,789,458	64,406,694	64,438,465
Commercial Paper	62479LM44	MUFG Bank Ltd/NY	4/30/2024	12/4/2024		0.00	36,000,000	34,835,880	35,658,240	35,678,556
Commercial Paper	62479LMD4	MUFG Bank Ltd/NY	6/24/2024	12/13/2024		0.00	15,000,000	14,619,450	14,838,488	14,848,530
Commercial Paper	62479LMG7	MUFG Bank Ltd/NY	4/30/2024	12/16/2024		0.00	50,000,000	48,297,361	49,437,389	49,475,650
Commercial Paper	89233GMG8	Toyota Motor Credit	5/20/2024	12/16/2024		0.00	65,000,000	62,994,208	64,274,094	64,325,430
Commercial Paper	62479LMJ1	MUFG Bank Ltd/NY	6/24/2024	12/18/2024		0.00	50,000,000	48,694,625	49,424,750	49,462,650
Commercial Paper	62479LMP7	MUFG Bank Ltd/NY	6/24/2024	12/23/2024		0.00	22,000,000	21,410,522	21,731,172	21,749,332
Commercial Paper	62479LMW2	MUFG Bank Ltd/NY	6/24/2024	12/30/2024		0.00	15,000,000	14,582,625	14,801,250	14,816,565
Commercial Paper	62479LNP6	MUFG Bank Ltd/NY	6/24/2024	1/23/2025		0.00	15,000,000	14,532,288	14,749,675	14,778,465
Commercial Paper	89233GNQ5	Toyota Motor Credit	5/10/2024	1/24/2025		0.00	60,000,000	57,729,433	58,991,833	59,096,400
Commercial Paper	89233GNU6	Toyota Motor Credit	6/25/2024	3/28/2025		0.00	50,000,000	48,420,722	49,133,944	49,223,650
Commercial Paper	62479LNV3	MUFG Bank Ltd/NY	5/7/2024	1/29/2025		0.00	50,000,000	48,045,708	49,121,667	49,226,500
Commercial Paper	89233GPC4	Toyota Motor Credit	8/28/2024	2/12/2025		0.00	75,000,000	73,292,000	73,637,667	73,705,875
Commercial Paper	62479LPL3	MUFG Bank Ltd/NY	9/27/2024	2/20/2025		0.00	60,000,000	58,909,867	58,939,733	58,941,323
Commercial Paper	62479LPM1	MUFG Bank Ltd/NY	7/17/2024	2/21/2025		0.00	8,000,000	7,749,853	7,836,662	7,853,232
Commercial Paper	62479LQA6	MUFG Bank Ltd/NY	7/17/2024	3/10/2025		0.00	25,000,000	24,162,528	24,432,222	24,494,200
Commercial Paper	62479LQE8	MUFG Bank Ltd/NY	7/17/2024	3/14/2025		0.00	26,000,000	25,114,267	25,394,749	25,462,918
Commercial Paper	62479LQE8	MUFG Bank Ltd/NY	7/15/2024	3/14/2025		0.00	50,000,000	48,279,111	48,833,778	48,967,150
Commercial Paper	62479LQM0	MUFG Bank Ltd/NY	7/17/2024	3/21/2025		0.00	15,000,000	14,475,125	14,636,625	14,679,135
Commercial Paper	89233GQQ2	Toyota Motor Credit	7/2/2024	3/24/2025		0.00	50,000,000	48,093,472	48,748,167	48,915,750
Commercial Paper	89233GQQ2	Toyota Motor Credit	7/18/2024	3/24/2025		0.00	50,000,000	48,250,083	48,777,167	48,915,750
Commercial Paper	89233GQQ2	Toyota Motor Credit	7/30/2024	3/24/2025		0.00	60,000,000	58,017,100	58,544,200	58,698,900
Subtotals						0.00	\$ 1,307,000,000	\$ 1,267,725,723	\$ 1,289,923,410	\$ 1,291,244,364
Medium Term Notes	594918BJ2	Microsoft	9/26/2024	11/3/2025		3.13	\$ 11,749,000	\$ 11,650,191	\$ 11,651,417	\$ 11,646,431
Medium Term Notes	91324PFF4	United Health	7/25/2024	7/15/2026		4.75	15,000,000	14,974,800	14,977,180	15,237,000
Medium Term Notes	594918CN2	Microsoft	7/9/2024	9/15/2026		3.40	6,452,000	6,270,957	6,290,014	6,412,965
Medium Term Notes	594918CN2	Microsoft	7/9/2024	9/15/2026		3.40	13,009,000	12,645,919	12,684,138	12,930,296
Medium Term Notes	14913UAN0	Caterpillar	9/18/2024	10/16/2026		4.45	18,385,000	18,600,288	18,596,596	18,605,436

Investment Inventory

Pooled Fund

Type of Investment	CUSIP	Issuer Name	Settle Date	Maturity		Coupon	Par Value	Original Cost	Amortized	
				Date	Date				Book Value	Market Value
Medium Term Notes	037833CJ7	Apple	9/18/2024	2/9/2027	3.35	50,000,000	49,586,000	49,592,158	49,642,500	
Medium Term Notes	24422EXV6	John Deere	9/6/2024	7/15/2027	4.20	10,000,000	9,998,600	9,998,634	10,104,400	
Subtotals						0.22	\$ 124,595,000	\$ 123,726,755	\$ 123,790,136	\$ 124,579,028
Money Market Funds	09248U718	BlackRock Liquidity Funds T-Fund	9/30/2024	10/1/2024	4.85	\$ 13,861,698	\$ 13,861,698	\$ 13,861,698	\$ 13,861,698	
Money Market Funds	31607A703	Fidelity Govt Portfolio	9/30/2024	10/1/2024	4.89	764,166,957	764,166,957	764,166,957	764,166,957	
Money Market Funds	608919718	Federated Hermes Govt Obligations Fi	9/30/2024	10/1/2024	4.85	525,434,315	525,434,315	525,434,315	525,434,315	
Money Market Funds	262006208	Dreyfus Government Cash Manageme	9/30/2024	10/1/2024	4.82	28,091,111	28,091,111	28,091,111	28,091,111	
Money Market Funds	85749T517	State Street Institutional U.S. Govt MV	9/30/2024	10/1/2024	4.92	776,174,238	776,174,238	776,174,238	776,174,238	
Money Market Funds	61747C319	Morgan Stanley Institutional Liquidity F	9/30/2024	10/1/2024	4.84	17,127,419	17,127,419	17,127,419	17,127,419	
Subtotals						4.85	\$ 2,124,855,738	\$ 2,124,855,738	\$ 2,124,855,738	\$ 2,124,855,738
Supranational	4581X0CM8	Inter-American Development Bank	4/26/2021	1/15/2025	2.13	\$ 100,000,000	\$ 105,676,000	\$ 100,442,394	\$ 99,264,000	
Supranational	459058HT3	Int'l Bank for Recon and Dev	3/22/2024	1/15/2025	1.63	29,314,000	28,488,811	29,021,458	29,058,089	
Supranational	459058JB0	Int'l Bank for Recon and Dev	7/23/2021	4/22/2025	0.63	40,000,000	40,086,000	40,012,752	39,193,200	
Supranational	4581X0DN5	Inter-American Development Bank	11/1/2021	7/15/2025	0.63	28,900,000	28,519,098	28,819,143	28,126,058	
Supranational	45950VRU2	International Finance Corp	1/26/2023	1/26/2026	4.02	100,000,000	100,000,000	100,000,000	100,038,000	
Supranational	45818WDG8	Inter-American Development Bank	8/25/2021	2/27/2026	0.82	19,500,000	19,556,907	19,517,760	18,722,340	
Supranational	459058KJ1	Int'l Bank for Recon and Dev	7/17/2024	6/15/2027	3.13	12,323,000	11,934,333	11,962,121	12,186,584	
Supranational	4581X0EN4	Inter-American Development Bank	4/9/2024	2/15/2029	4.13	25,000,000	24,630,000	24,666,520	25,548,000	
Supranational	4581X0EN4	Inter-American Development Bank	7/17/2024	2/15/2029	4.13	50,000,000	49,827,000	49,834,854	51,096,000	
Subtotals						2.66	\$ 405,037,000	\$ 408,718,149	\$ 404,277,002	\$ 403,232,271
Secured Bank Deposit	0660P0999	Bank of America TTX INV Deposit Acc	9/30/2024	10/1/2024	5.35	101,526,866	101,526,866	101,526,866	101,526,866	
Subtotals						5.35	\$ 101,526,866	\$ 101,526,866	\$ 101,526,866	\$ 101,526,866
Grand Totals						3.08	\$ 15,888,551,603	\$ 15,825,019,450	\$ 15,846,002,619	\$ 15,783,507,443

Monthly Investment Earnings

Pooled Fund

For month ended September 30, 2024

Type of Investment	CUSIP	Issuer Name	Par Value	Accrued Interest Earned	(Amortization) / Accretion	Realized Gain/(Loss)	Total Earnings
U.S. Treasuries	912797GL5	B 0.000 09/05/2024			28,343	\$	28,343
U.S. Treasuries	912797LA3	B 0.000 09/03/2024			28,889		28,889
U.S. Treasuries	912797LA3	B 0.000 09/03/2024			28,833		28,833
U.S. Treasuries	912797LD7	B 0.000 11/14/2024	65,000,000		273,921		273,921
U.S. Treasuries	912797LH8	B 0.000 09/17/2024			14,493		14,493
U.S. Treasuries	912797MP9	B 0.000 12/17/2024	75,000,000		308,438		308,438
U.S. Treasuries	912797MX2	B 0.000 01/14/2025	68,000,000		106,035		106,035
U.S. Treasuries	9128284N7	T 2.875 05/15/2028	65,000,000	152,344	78,512		230,856
U.S. Treasuries	9128286B1	T 2.625 02/15/2029	50,000,000	106,997	72,655		179,652
U.S. Treasuries	912828G38	T 2.250 11/15/2024	50,000,000	91,712	(70,382)		21,330
U.S. Treasuries	912828G38	T 2.250 11/15/2024	50,000,000	91,712	(72,065)		19,647
U.S. Treasuries	912828R36	T 1.625 05/15/2026	50,000,000	66,236	(37,617)		28,619
U.S. Treasuries	912828R36	T 1.625 05/15/2026	50,000,000	66,236	(32,938)		33,299
U.S. Treasuries	912828XB1	T 2.125 05/15/2025	50,000,000	86,617	(63,278)		23,339
U.S. Treasuries	912828YM6	T 1.500 10/31/2024	50,000,000	61,141	(40,450)		20,691
U.S. Treasuries	912828YY0	T 1.750 12/31/2024	50,000,000	71,332	(48,159)		23,172
U.S. Treasuries	912828Z52	T 1.375 01/31/2025	50,000,000	56,046	(32,408)		23,638
U.S. Treasuries	912828Z52	T 1.375 01/31/2025	50,000,000	56,046	(32,613)		23,433
U.S. Treasuries	912828ZC7	T 1.125 02/28/2025	50,000,000	46,616	(20,990)		25,626
U.S. Treasuries	912828ZC7	T 1.125 02/28/2025	50,000,000	46,616	(20,938)		25,678
U.S. Treasuries	912828ZF0	T 0.500 03/31/2025	50,000,000	20,496	4,579		25,074
U.S. Treasuries	912828ZF0	T 0.500 03/31/2025	50,000,000	20,496	3,332		23,828
U.S. Treasuries	912828ZL7	T 0.375 04/30/2025	50,000,000	15,285	7,999		23,285
U.S. Treasuries	912828ZW3	T 0.250 06/30/2025	50,000,000	10,190	16,369		26,559
U.S. Treasuries	912828ZW3	T 0.250 06/30/2025	50,000,000	10,190	18,241		28,431
U.S. Treasuries	912828ZW3	T 0.250 06/30/2025	50,000,000	10,190	14,280		24,470
U.S. Treasuries	912828ZW3	T 0.250 06/30/2025	50,000,000	10,190	16,231		26,421
U.S. Treasuries	912828ZW3	T 0.250 06/30/2025	50,000,000	10,190	14,882		25,072
U.S. Treasuries	912828ZW3	T 0.250 06/30/2025	50,000,000	10,190	14,274		24,465
U.S. Treasuries	912828ZW3	T 0.250 06/30/2025	50,000,000	10,190	10,526		20,717
U.S. Treasuries	912828ZW3	T 0.250 06/30/2025	50,000,000	10,190	12,509		22,699
U.S. Treasuries	912828ZW3	T 0.250 06/30/2025	50,000,000	10,190	31,616		41,807
U.S. Treasuries	91282CAB7	T 0.250 07/31/2025	50,000,000	10,190	11,147		21,338
U.S. Treasuries	91282CAB7	T 0.250 07/31/2025	50,000,000	10,190	13,128		23,318
U.S. Treasuries	91282CAM3	T 0.250 09/30/2025	50,000,000	10,248	16,678		26,926
U.S. Treasuries	91282CAM3	T 0.250 09/30/2025	50,000,000	10,248	14,121		24,369
U.S. Treasuries	91282CAT8	T 0.250 10/31/2025	50,000,000	10,190	12,308		22,499
U.S. Treasuries	91282CAT8	T 0.250 10/31/2025	50,000,000	10,190	16,230		26,420
U.S. Treasuries	91282CAT8	T 0.250 10/31/2025	50,000,000	10,190	16,766		26,956
U.S. Treasuries	91282CBC4	T 0.375 12/31/2025	50,000,000	15,285	9,236		24,521
U.S. Treasuries	91282CBC4	T 0.375 12/31/2025	50,000,000	15,285	12,355		27,640
U.S. Treasuries	91282CBW0	T 0.750 04/30/2026	50,000,000	30,571	5,737		36,307
U.S. Treasuries	91282CBW0	T 0.750 04/30/2026	50,000,000	30,571	4,586		35,157
U.S. Treasuries	91282CCJ8	T 0.875 06/30/2026	50,000,000	35,666	1,124		36,790
U.S. Treasuries	91282CCJ8	T 0.875 06/30/2026	50,000,000	35,666	(1,164)		34,502
U.S. Treasuries	91282CCJ8	T 0.875 06/30/2026	50,000,000	35,666	(5,749)		29,917
U.S. Treasuries	91282CCJ8	T 0.875 06/30/2026	50,000,000	35,666	(5,457)		30,209
U.S. Treasuries	91282CCJ8	T 0.875 06/30/2026	50,000,000	35,666	(6,812)		28,853

Monthly Investment Earnings

Pooled Fund

Type of Investment	CUSIP	Issuer Name	Par Value	Accrued Interest Earned	(Amortization) / Accretion	Realized Gain/(Loss)	Total Earnings
U.S. Treasuries	91282CCJ8	T 0.875 06/30/2026	50,000,000	35,666	(4,038)		31,628
U.S. Treasuries	91282CCJ8	T 0.875 06/30/2026	50,000,000	35,666	1,078		36,743
U.S. Treasuries	91282CCJ8	T 0.875 06/30/2026	50,000,000	35,666	7,086		42,752
U.S. Treasuries	91282CCJ8	T 0.875 06/30/2026	50,000,000	35,666	17,814		53,480
U.S. Treasuries	91282CCW9	T 0.750 08/31/2026	50,000,000	31,077	9,190		40,267
U.S. Treasuries	91282CCZ2	T 0.875 09/30/2026	50,000,000	35,867	5,125		40,992
U.S. Treasuries	91282CCZ2	T 0.875 09/30/2026	50,000,000	35,867	5,415		41,282
U.S. Treasuries	91282CCZ2	T 0.875 09/30/2026	50,000,000	35,867	11,317		47,184
U.S. Treasuries	91282CDK4	T 1.250 11/30/2026	50,000,000	51,230	(1,189)		50,040
U.S. Treasuries	91282CDK4	T 1.250 11/30/2026	50,000,000	51,230	(1,933)		49,297
U.S. Treasuries	91282CDK4	T 1.250 11/30/2026	50,000,000	51,230	51,351		102,581
U.S. Treasuries	91282CDQ1	T 1.250 12/31/2026	50,000,000	50,951	49,929		100,881
U.S. Treasuries	91282CEF4	T 2.500 03/31/2027	25,000,000	51,239	3,992		55,231
U.S. Treasuries	91282CEW7	T 3.250 06/30/2027	50,000,000	132,473	45,072		177,545
U.S. Treasuries	91282CEW7	T 3.250 06/30/2027	50,000,000	132,473	47,846		180,319
U.S. Treasuries	91282CEW7	T 3.250 06/30/2027	50,000,000	22,079	1,571		23,650
U.S. Treasuries	91282CFK2	T 3.500 09/15/2025	50,000,000	143,924	28,806		172,730
U.S. Treasuries	91282CHK0	T 4.000 06/30/2028	50,000,000	163,043	465		163,509
U.S. Treasuries	91282CHK0	T 4.000 06/30/2028	50,000,000	163,043	1,334		164,378
U.S. Treasuries	91282CHK0	T 4.000 06/30/2028	50,000,000	163,043	1,767		164,810
U.S. Treasuries	91282CHK0	T 4.000 06/30/2028	50,000,000	163,043	6,020		169,063
U.S. Treasuries	91282CHK0	T 4.000 06/30/2028	50,000,000	163,043	13,271		176,315
U.S. Treasuries	91282CHK0	T 4.000 06/30/2028	50,000,000	163,043	21,084		184,128
U.S. Treasuries	91282CHL8	T 4.625 06/30/2025	50,000,000	188,519	1,379		189,898
U.S. Treasuries	91282CHX2	T 4.375 08/31/2028	50,000,000	181,285	(2,005)		179,279
U.S. Treasuries	91282CKD2	T 4.250 02/28/2029	50,000,000	176,105	3,804		179,908
U.S. Treasuries	91282CKV2	T 4.625 06/15/2027	50,000,000	189,549	(5,513)		184,036
U.S. Treasuries	91282CKV2	T 4.625 06/15/2027	50,000,000	189,549	(8,206)		181,343
Subtotals			\$ 3,648,000,000	\$ 4,360,565	\$ 1,059,183	\$ -	\$ 5,419,748
Federal Agencies	3130A8ZQ9	FHLB 1.750 09/12/2025	\$ 10,295,000	\$ 15,014	\$ (5,965)	\$	9,049
Federal Agencies	3130AN4A5	FHLB 0.700 06/30/2025	17,680,000	10,313	(1,131)		9,182
Federal Agencies	3130ANMP2	FHLB 1.070 07/27/2026	25,000,000	22,292			22,292
Federal Agencies	3130ANMP2	FHLB 1.070 07/27/2026	25,000,000	22,292			22,292
Federal Agencies	3130ANMP2	FHLB 1.070 07/27/2026	25,000,000	22,292			22,292
Federal Agencies	3130ANMP2	FHLB 1.070 07/27/2026	25,000,000	22,292			22,292
Federal Agencies	3130ANNM8	FHLB 1.050 07/13/2026	25,000,000	21,875			21,875
Federal Agencies	3130ANNM8	FHLB 1.050 07/13/2026	25,000,000	21,875			21,875
Federal Agencies	3130ANNM8	FHLB 1.050 07/13/2026	25,000,000	21,875			21,875
Federal Agencies	3130ANNM8	FHLB 1.050 07/13/2026	25,000,000	21,875			21,875
Federal Agencies	3130ANTG5	FHLB 1.050 08/10/2026	25,000,000	21,875			21,875
Federal Agencies	3130ANTG5	FHLB 1.050 08/10/2026	25,000,000	21,875			21,875
Federal Agencies	3130ANTG5	FHLB 1.050 08/10/2026	25,000,000	21,875			21,875
Federal Agencies	3130ANTG5	FHLB 1.050 08/10/2026	25,000,000	21,875			21,875
Federal Agencies	3130AP6T7	FHLB 1.075 09/03/2026	25,000,000	22,396			22,396
Federal Agencies	3130AP6T7	FHLB 1.075 09/03/2026	25,000,000	22,396			22,396
Federal Agencies	3130AP6T7	FHLB 1.075 09/03/2026	25,000,000	22,396			22,396
Federal Agencies	3130AP6T7	FHLB 1.075 09/03/2026	25,000,000	22,396			22,396
Federal Agencies	3130APPR0	FHLB 1.430 10/19/2026	25,000,000	29,792			29,792

Monthly Investment Earnings

Pooled Fund

<u>Type of Investment</u>	<u>CUSIP</u>	<u>Issuer Name</u>	<u>Par Value</u>	<u>Accrued Interest Earned</u>	<u>(Amortization) / Accretion</u>	<u>Realized Gain/(Loss)</u>	<u>Total Earnings</u>
Federal Agencies	3130APPR0	FHLB 1.430 10/19/2026	25,000,000	29,792			29,792
Federal Agencies	3130APPR0	FHLB 1.430 10/19/2026	25,000,000	29,792			29,792
Federal Agencies	3130APPR0	FHLB 1.430 10/19/2026	25,000,000	29,792			29,792
Federal Agencies	3130AQ7L1	FHLB 1.605 11/16/2026	25,000,000	33,438			33,438
Federal Agencies	3130AQ7L1	FHLB 1.605 11/16/2026	25,000,000	33,438			33,438
Federal Agencies	3130AQ7L1	FHLB 1.605 11/16/2026	25,000,000	33,438			33,438
Federal Agencies	3130AQ7L1	FHLB 1.605 11/16/2026	25,000,000	33,438			33,438
Federal Agencies	3130AQJ95	FHLB 1.645 12/14/2026	25,000,000	34,271			34,271
Federal Agencies	3130AQJ95	FHLB 1.645 12/14/2026	25,000,000	34,271			34,271
Federal Agencies	3130AQJ95	FHLB 1.645 12/14/2026	25,000,000	34,271			34,271
Federal Agencies	3130AQJ95	FHLB 1.645 12/14/2026	25,000,000	34,271			34,271
Federal Agencies	3130ARB59	FHLB 2.350 03/08/2027	25,000,000	48,958			48,958
Federal Agencies	3130ARB59	FHLB 2.350 03/08/2027	25,000,000	48,958			48,958
Federal Agencies	3130ARB59	FHLB 2.350 03/08/2027	25,000,000	48,958			48,958
Federal Agencies	3130ARB59	FHLB 2.350 03/08/2027	25,000,000	48,958			48,958
Federal Agencies	3130ASG86	FHLB 3.375 06/13/2025	12,700,000	35,719	(3,044)		32,674
Federal Agencies	3130ASG86	FHLB 3.375 06/13/2025	11,940,000	33,581	(1,729)		31,852
Federal Agencies	3130ASGU7	FHLB 3.500 06/11/2027	12,375,000	36,094	(2,984)		33,110
Federal Agencies	3130ASGU7	FHLB 3.500 06/11/2027	10,000,000	29,167	(2,374)		26,793
Federal Agencies	3130ASGU7	FHLB 3.500 06/11/2027	21,725,000	63,365	(4,895)		58,470
Federal Agencies	3130ATHX8	FHLB 4.125 09/14/2029	15,000,000	6,875	(866)		6,009
Federal Agencies	3130ATST5	FHLB 4.375 06/13/2025	10,000,000	36,458	(2,542)		33,916
Federal Agencies	3130ATST5	FHLB 4.375 06/13/2025	9,915,000	36,148	(2,381)		33,767
Federal Agencies	3130ATST5	FHLB 4.375 06/13/2025	25,500,000	92,969	(4,884)		88,085
Federal Agencies	3130ATST5	FHLB 4.375 06/13/2025	3,000,000	10,938	(481)		10,456
Federal Agencies	3130ATST5	FHLB 4.375 06/13/2025	10,000,000	36,458	(1,414)		35,045
Federal Agencies	3130ATST5	FHLB 4.375 06/13/2025	24,000,000	87,500	(3,144)		84,356
Federal Agencies	3130ATT31	FHLB 4.500 10/03/2024	50,000,000	187,500	5,962		193,462
Federal Agencies	3130ATVD6	FHLB 4.875 09/13/2024		81,250	(1,106)		80,145
Federal Agencies	3130AUTC8	FHLB 4.010 02/06/2026	21,100,000	70,509	3,145		73,654
Federal Agencies	3130AUVZ4	FHLB 4.500 02/13/2025	50,000,000	187,500	3,222		190,722
Federal Agencies	3130AV7L0	FHLB 5.000 02/28/2025	25,000,000	104,167	1,360		105,527
Federal Agencies	3130AV7L0	FHLB 5.000 02/28/2025	35,000,000	145,833	1,904		147,737
Federal Agencies	3130AVBD3	FHLB 4.500 03/09/2029	25,000,000	93,750	(313)		93,437
Federal Agencies	3130AVWS7	FHLB 3.750 06/12/2026	17,045,000	53,266	1,422		54,688
Federal Agencies	3130AVWS7	FHLB 3.750 06/12/2026	20,000,000	62,500	1,626		64,126
Federal Agencies	3130AWAH3	FHLB 4.000 06/12/2026	15,000,000	50,000	2,728		52,728
Federal Agencies	3130AWAH3	FHLB 4.000 06/12/2026	10,000,000	33,333	1,780		35,114
Federal Agencies	3130AWER7	FHLB 4.625 06/06/2025	25,000,000	96,354	859		97,213
Federal Agencies	3130AWER7	FHLB 4.625 06/06/2025	15,000,000	57,813	515		58,328
Federal Agencies	3130AWER7	FHLB 4.625 06/06/2025	52,000,000	200,417	1,786		202,203
Federal Agencies	3130AWER7	FHLB 4.625 06/06/2025	10,000,000	38,542	343		38,885
Federal Agencies	3130AWLY4	FHLB 5.125 06/13/2025	48,150,000	205,641	(4,004)		201,636
Federal Agencies	3130AWLY4	FHLB 5.125 06/13/2025	10,800,000	46,125	(785)		45,340
Federal Agencies	3130AWLZ1	FHLB 4.750 06/12/2026	50,000,000	197,917	4,045		201,962
Federal Agencies	3130AX4E5	FHLB 4.500 06/11/2027	11,000,000	41,250	1,676		42,926
Federal Agencies	3130AXB31	FHLB 4.875 03/13/2026	10,000,000	40,625	1,604		42,229
Federal Agencies	3130AXB31	FHLB 4.875 03/13/2026	10,000,000	40,625	1,716		42,341
Federal Agencies	3130AXB31	FHLB 4.875 03/13/2026	10,000,000	40,625	1,716		42,341

Monthly Investment Earnings

Pooled Fund

<u>Type of Investment</u>	<u>CUSIP</u>	<u>Issuer Name</u>	<u>Par Value</u>	<u>Accrued Interest Earned</u>	<u>(Amortization) / Accretion</u>	<u>Realized Gain/(Loss)</u>	<u>Total Earnings</u>
Federal Agencies	3130AXB31	FHLB 4.875 03/13/2026	36,730,000	149,216	(3,104)		146,112
Federal Agencies	3130AXB31	FHLB 4.875 03/13/2026	25,000,000	101,563	(2,281)		99,282
Federal Agencies	3130AXCP1	FHLB 4.875 09/11/2026	11,895,000	48,323	2,069		50,392
Federal Agencies	3130AXU63	FHLB 4.625 11/17/2026	50,000,000	192,708	2,422		195,131
Federal Agencies	3130AYPN0	FHLB 4.125 01/15/2027	12,000,000	41,250	749		41,999
Federal Agencies	3130AYPN0	FHLB 4.125 01/15/2027	25,000,000	85,938	1,560		87,497
Federal Agencies	3130AYPN0	FHLB 4.125 01/15/2027	29,350,000	100,891	1,831		102,722
Federal Agencies	3130AYPN0	FHLB 4.125 01/15/2027	50,000,000	171,875	3,119		174,994
Federal Agencies	3130B0AD1	FHLB 5.500 09/04/2025		11,458			11,458
Federal Agencies	3130B0AD1	FHLB 5.500 09/04/2025		11,458			11,458
Federal Agencies	3130B0AD1	FHLB 5.500 09/04/2025		11,458			11,458
Federal Agencies	3130B0AD1	FHLB 5.500 09/04/2025		11,458			11,458
Federal Agencies	3130B0MZ9	FHLB 5.100 01/27/2025	115,000,000	488,750			488,750
Federal Agencies	3130B0TY5	FHLB 4.750 04/09/2027	20,000,000	79,167	1,449		80,616
Federal Agencies	3130B0TY5	FHLB 4.750 04/09/2027	17,000,000	67,292	1,232		68,524
Federal Agencies	3130B0TY5	FHLB 4.750 04/09/2027	48,000,000	190,000	3,478		193,478
Federal Agencies	3130B0TY5	FHLB 4.750 04/09/2027	40,000,000	158,333	2,898		161,232
Federal Agencies	3130B1BT3	FHLB 4.875 06/12/2026	13,485,000	54,783	(833)		53,950
Federal Agencies	3130B1EF0	FHLB 4.625 06/11/2027	20,700,000	79,781	(2,691)		77,090
Federal Agencies	3130B2KJ3	FHLB 4.625 09/04/2029	50,000,000	173,438			173,438
Federal Agencies	3130B2KJ3	FHLB 4.625 09/04/2029	25,000,000	86,719			86,719
Federal Agencies	3130B2KJ3	FHLB 4.625 09/04/2029	25,000,000	86,719			86,719
Federal Agencies	3130B2PJ8	FHLB 3.625 09/04/2026	25,000,000	45,313	830		46,143
Federal Agencies	3130B2PJ8	FHLB 3.625 09/04/2026	50,000,000	90,625	1,660		92,285
Federal Agencies	3130B2PJ8	FHLB 3.625 09/04/2026	19,000,000	34,438	631		35,068
Federal Agencies	3130B2PJ8	FHLB 3.625 09/04/2026	25,900,000	46,944	860		47,804
Federal Agencies	3130B2TG0	FHLB 4.375 09/24/2029	25,000,000	21,267			21,267
Federal Agencies	3130B2TG0	FHLB 4.375 09/24/2029	25,000,000	21,267			21,267
Federal Agencies	3130B2TG0	FHLB 4.375 09/24/2029	65,000,000	55,295			55,295
Federal Agencies	313384E54	FHDN 0.000 09/03/2024			28,778		28,778
Federal Agencies	313384E54	FHDN 0.000 09/03/2024			28,778		28,778
Federal Agencies	313384E62	FHDN 0.000 09/04/2024			14,583		14,583
Federal Agencies	313384E62	FHDN 0.000 09/04/2024			14,583		14,583
Federal Agencies	313384E62	FHDN 0.000 09/04/2024			14,583		14,583
Federal Agencies	313384E62	FHDN 0.000 09/04/2024			14,583		14,583
Federal Agencies	313384E70	FHLBDN 0.000 09/05/2024			14,528		14,528
Federal Agencies	313384E70	FHLBDN 0.000 09/05/2024			14,528		14,528
Federal Agencies	313384E70	FHLBDN 0.000 09/05/2024			14,528		14,528
Federal Agencies	313384E70	FHLBDN 0.000 09/05/2024			14,528		14,528
Federal Agencies	313384E70	FHLBDN 0.000 09/05/2024			14,155		14,155
Federal Agencies	313384E88	FHDN 0.000 09/06/2024			14,500		14,500
Federal Agencies	313384E88	FHDN 0.000 09/06/2024			14,500		14,500
Federal Agencies	313384E88	FHDN 0.000 09/06/2024			14,500		14,500
Federal Agencies	313384E88	FHDN 0.000 09/06/2024			14,500		14,500
Federal Agencies	313384E88	FHDN 0.000 09/06/2024			14,500		14,500
Federal Agencies	313384F38	FHDN 0.000 09/09/2024			43,417		43,417
Federal Agencies	313384F38	FHDN 0.000 09/09/2024			43,417		43,417
Federal Agencies	313384F38	FHDN 0.000 09/09/2024			43,417		43,417
Federal Agencies	313384F38	FHDN 0.000 09/09/2024			43,417		43,417

Monthly Investment Earnings

Pooled Fund

<u>Type of Investment</u>	<u>CUSIP</u>	<u>Issuer Name</u>	<u>Par Value</u>	<u>Accrued Interest Earned</u>	<u>(Amortization) / Accretion</u>	<u>Realized Gain/(Loss)</u>	<u>Total Earnings</u>
Federal Agencies	313384F38	FHDN 0.000 09/09/2024			43,417		43,417
Federal Agencies	313384F46	FHDN 0.000 09/10/2024			14,444		14,444
Federal Agencies	313384F46	FHDN 0.000 09/10/2024			14,444		14,444
Federal Agencies	313384F46	FHDN 0.000 09/10/2024			14,444		14,444
Federal Agencies	313384F46	FHDN 0.000 09/10/2024			14,444		14,444
Federal Agencies	313384F46	FHDN 0.000 09/10/2024			8,638		8,638
Federal Agencies	313384F46	FHDN 0.000 09/10/2024			4,406		4,406
Federal Agencies	313384F53	FHDN 0.000 09/11/2024			14,417		14,417
Federal Agencies	313384F53	FHDN 0.000 09/11/2024			14,417		14,417
Federal Agencies	313384F53	FHDN 0.000 09/11/2024			14,417		14,417
Federal Agencies	313384F53	FHDN 0.000 09/11/2024			14,417		14,417
Federal Agencies	313384F53	FHDN 0.000 09/11/2024			14,417		14,417
Federal Agencies	313384F61	FHDN 0.000 09/12/2024			14,417		14,417
Federal Agencies	313384F61	FHDN 0.000 09/12/2024			14,417		14,417
Federal Agencies	313384F61	FHDN 0.000 09/12/2024			14,417		14,417
Federal Agencies	313384F61	FHDN 0.000 09/12/2024			14,417		14,417
Federal Agencies	313384F61	FHDN 0.000 09/12/2024			14,417		14,417
Federal Agencies	313384F79	FHDN 0.000 09/13/2024			14,306		14,306
Federal Agencies	313384F79	FHDN 0.000 09/13/2024			14,306		14,306
Federal Agencies	313384F79	FHDN 0.000 09/13/2024			14,306		14,306
Federal Agencies	313384F79	FHDN 0.000 09/13/2024			14,306		14,306
Federal Agencies	313384G29	FHDN 0.000 09/16/2024			43,083		43,083
Federal Agencies	313384G29	FHDN 0.000 09/16/2024			43,083		43,083
Federal Agencies	313384G29	FHDN 0.000 09/16/2024			43,083		43,083
Federal Agencies	313384G29	FHDN 0.000 09/16/2024			43,083		43,083
Federal Agencies	313384G37	FHDN 0.000 09/17/2024			14,361		14,361
Federal Agencies	313384G37	FHDN 0.000 09/17/2024			14,361		14,361
Federal Agencies	313384G37	FHDN 0.000 09/17/2024			14,361		14,361
Federal Agencies	313384G37	FHDN 0.000 09/17/2024			14,361		14,361
Federal Agencies	313384G37	FHDN 0.000 09/17/2024			14,361		14,361
Federal Agencies	313384G45	FHDN 0.000 09/18/2024			14,333		14,333
Federal Agencies	313384G45	FHDN 0.000 09/18/2024			14,333		14,333
Federal Agencies	313384G45	FHDN 0.000 09/18/2024			14,333		14,333
Federal Agencies	313384G45	FHDN 0.000 09/18/2024			14,333		14,333
Federal Agencies	313384G45	FHDN 0.000 09/18/2024			14,333		14,333
Federal Agencies	313384G52	FHDN 0.000 09/19/2024			14,306		14,306
Federal Agencies	313384G52	FHDN 0.000 09/19/2024			14,306		14,306
Federal Agencies	313384G52	FHDN 0.000 09/19/2024			14,306		14,306
Federal Agencies	313384K32	FHDN 0.000 10/11/2024	25,000,000		104,583		104,583
Federal Agencies	3133ELCP7	FFCB 1.625 12/03/2024	25,000,000	33,854	657		34,511
Federal Agencies	3133ELQY3	FFCB 1.210 03/03/2025	24,000,000	24,200	594		24,794
Federal Agencies	3133ELQY3	FFCB 1.210 03/03/2025	16,000,000	16,133	154		16,287
Federal Agencies	3133EM4X7	FFCB 0.800 09/10/2026	28,975,000	19,317	83,770		103,087
Federal Agencies	3133EM5X6	FFCB 0.430 09/23/2024		6,569	507		7,076
Federal Agencies	3133EM5X6	FFCB 0.430 09/23/2024		13,139	1,014		14,153

Monthly Investment Earnings

Pooled Fund

<u>Type of Investment</u>	<u>CUSIP</u>	<u>Issuer Name</u>	<u>Par Value</u>	<u>Accrued Interest Earned</u>	<u>(Amortization) / Accretion</u>	<u>Realized Gain/(Loss)</u>	<u>Total Earnings</u>
Federal Agencies	3133EM5X6	FFCB 0.430 09/23/2024		13,139	1,014		14,153
Federal Agencies	3133EMWT5	FFCB 0.600 04/21/2025	50,000,000	25,000	544		25,544
Federal Agencies	3133EMZ21	FFCB 0.690 04/06/2026	15,500,000	8,913	738		9,651
Federal Agencies	3133EN2L3	FFCB 4.125 05/17/2027	21,000,000	72,188	238		72,425
Federal Agencies	3133EN2L3	FFCB 4.125 05/17/2027	5,000,000	17,188	63		17,251
Federal Agencies	3133EN2L3	FFCB 4.125 05/17/2027	4,650,000	15,984	59		16,043
Federal Agencies	3133EN2L3	FFCB 4.125 05/17/2027	25,000,000	85,938	315		86,253
Federal Agencies	3133EN4B3	FFCB 4.250 06/13/2025	15,000,000	53,125	382		53,507
Federal Agencies	3133EN4B3	FFCB 4.250 06/13/2025	15,000,000	53,125	335		53,460
Federal Agencies	3133EN4B3	FFCB 4.250 06/13/2025	15,000,000	53,125	360		53,485
Federal Agencies	3133EN4N7	FFCB 4.250 12/20/2024	25,000,000	88,542	1,867		90,409
Federal Agencies	3133EN4N7	FFCB 4.250 12/20/2024	10,000,000	35,417	702		36,118
Federal Agencies	3133EN4N7	FFCB 4.250 12/20/2024	25,000,000	88,542	1,867		90,409
Federal Agencies	3133EN5E6	FFCB 4.000 12/29/2025	15,000,000	50,000	1,240		51,240
Federal Agencies	3133EN5E6	FFCB 4.000 12/29/2025	25,000,000	83,333	2,087		85,420
Federal Agencies	3133EN5E6	FFCB 4.000 12/29/2025	20,000,000	66,667	1,653		68,320
Federal Agencies	3133EN6A3	FFCB 4.000 01/13/2026	30,000,000	100,000	624		100,624
Federal Agencies	3133EN6A3	FFCB 4.000 01/13/2026	20,000,000	66,667	482		67,148
Federal Agencies	3133ENEG1	FFCB 1.050 11/17/2025	55,000,000	48,125	1,581		49,706
Federal Agencies	3133ENEG1	FFCB 1.050 11/17/2025	39,675,000	34,716	1,084		35,799
Federal Agencies	3133ENEJ5	FFCB 0.875 11/18/2024	50,000,000	36,458	1,574		38,032
Federal Agencies	3133ENEJ5	FFCB 0.875 11/18/2024	10,000,000	7,292	315		7,606
Federal Agencies	3133ENEJ5	FFCB 0.875 11/18/2024	10,000,000	7,292	315		7,606
Federal Agencies	3133ENGQ7	FFCB 0.920 12/09/2024	50,000,000	38,333	411		38,744
Federal Agencies	3133ENGQ7	FFCB 0.920 12/09/2024	50,000,000	38,333	1,013		39,346
Federal Agencies	3133ENHM5	FFCB 1.170 12/16/2025	45,000,000	43,875	943		44,818
Federal Agencies	3133ENHM5	FFCB 1.170 12/16/2025	50,000,000	48,750	1,047		49,797
Federal Agencies	3133ENJ35	FFCB 3.320 02/25/2026	35,000,000	96,833	993		97,826
Federal Agencies	3133ENKS8	FFCB 1.125 01/06/2025	20,000,000	18,750	1,237		19,987
Federal Agencies	3133ENKS8	FFCB 1.125 01/06/2025	25,000,000	23,438	1,547		24,984
Federal Agencies	3133ENKS8	FFCB 1.125 01/06/2025	25,000,000	23,438	1,547		24,984
Federal Agencies	3133ENP79	FFCB 4.250 09/26/2024		147,569	137		147,706
Federal Agencies	3133ENRD4	FFCB 1.680 03/10/2027	48,573,000	68,002	18,807		86,810
Federal Agencies	3133ENTS9	FFCB 2.600 04/05/2027	24,500,000	53,083	2,022		55,105
Federal Agencies	3133ENTS9	FFCB 2.600 04/05/2027	22,500,000	48,750	1,770		50,520
Federal Agencies	3133ENTS9	FFCB 2.600 04/05/2027	25,000,000	54,167	3,222		57,389
Federal Agencies	3133ENUD0	FFCB 2.640 04/08/2026	20,000,000	44,000	797		44,797
Federal Agencies	3133ENUD0	FFCB 2.640 04/08/2026	30,000,000	66,000	1,195		67,195
Federal Agencies	3133ENXE5	FFCB 2.850 05/23/2025	6,000,000	14,250	230		14,480
Federal Agencies	3133ENXE5	FFCB 2.850 05/23/2025	20,000,000	47,500	766		48,266
Federal Agencies	3133ENYQ7	FFCB 2.950 06/13/2025	50,000,000	122,917	671		123,587
Federal Agencies	3133ENZ37	FFCB 4.875 01/10/2025	20,000,000	81,250	45		81,295
Federal Agencies	3133ENZ37	FFCB 4.875 01/10/2025	10,000,000	40,625	23		40,648
Federal Agencies	3133ENZ37	FFCB 4.875 01/10/2025	20,000,000	81,250	16		81,266
Federal Agencies	3133ENZ94	FFCB 4.500 11/18/2024	25,000,000	93,750	1,088		94,838
Federal Agencies	3133ENZK9	FFCB 3.240 06/28/2027	27,865,000	75,236	(3,865)		71,371
Federal Agencies	3133EP5K7	FFCB 4.500 03/13/2026	50,000,000	187,500	10,225		197,725
Federal Agencies	3133EP5S0	FFCB 4.250 03/20/2028	4,971,000	17,606	1,131		18,737
Federal Agencies	3133EP5U5	FFCB 4.125 03/20/2029	51,660,000	177,581	10,819		188,401

Monthly Investment Earnings

Pooled Fund

<u>Type of Investment</u>	<u>CUSIP</u>	<u>Issuer Name</u>	<u>Par Value</u>	<u>Accrued Interest Earned</u>	<u>(Amortization) / Accretion</u>	<u>Realized Gain/(Loss)</u>	<u>Total Earnings</u>
Federal Agencies	3133EP6K6	FFCB 4.500 03/26/2027	50,000,000	187,500	2,482		189,982
Federal Agencies	3133EPAG0	FFCB 4.250 02/10/2025	29,875,000	105,807	6,523		112,330
Federal Agencies	3133EPAG0	FFCB 4.250 02/10/2025	10,000,000	35,417	2,167		37,584
Federal Agencies	3133EPBJ3	FFCB 4.375 02/23/2026	50,000,000	182,292	2,245		184,536
Federal Agencies	3133EPBJ3	FFCB 4.375 02/23/2026	25,000,000	91,146	1,273		92,419
Federal Agencies	3133EPBJ3	FFCB 4.375 02/23/2026	28,000,000	102,083	1,257		103,340
Federal Agencies	3133EPBM6	FFCB 4.125 08/23/2027	10,000,000	34,375	475		34,850
Federal Agencies	3133EPC45	FFCB 4.625 11/13/2028	12,000,000	46,250	262		46,512
Federal Agencies	3133EPC45	FFCB 4.625 11/13/2028	20,000,000	77,083	466		77,550
Federal Agencies	3133EPC45	FFCB 4.625 11/13/2028	55,000,000	211,979	1,276		213,255
Federal Agencies	3133EPC60	FFCB 4.625 11/15/2027	27,950,000	107,724	2,382		110,106
Federal Agencies	3133EPC60	FFCB 4.625 11/15/2027	33,300,000	128,344	2,845		131,188
Federal Agencies	3133EPDL6	FFCB 4.850 10/01/2025	50,000,000	202,083			202,083
Federal Agencies	3133EPHD0	FFCB 4.500 10/28/2024	20,000,000	75,000	1,727		76,727
Federal Agencies	3133EPHD0	FFCB 4.500 10/28/2024	25,000,000	93,750	2,240		95,990
Federal Agencies	3133EPJX4	FFCB 3.625 02/17/2026	30,000,000	90,625	2,815		93,440
Federal Agencies	3133EPJX4	FFCB 3.625 02/17/2026	25,000,000	75,521	2,130		77,651
Federal Agencies	3133EPKA2	FFCB 4.000 08/18/2025	26,500,000	88,333	589		88,923
Federal Agencies	3133EPKA2	FFCB 4.000 08/18/2025	30,000,000	100,000	667		100,667
Federal Agencies	3133EPKA2	FFCB 4.000 08/18/2025	25,000,000	83,333	656		83,989
Federal Agencies	3133EPMU6	FFCB 4.250 06/15/2026	30,000,000	106,250	1,330		107,580
Federal Agencies	3133EPMU6	FFCB 4.250 06/15/2026	20,000,000	70,833	843		71,676
Federal Agencies	3133EPMU6	FFCB 4.250 06/15/2026	24,700,000	87,479	1,636		89,115
Federal Agencies	3133EPMV4	FFCB 4.125 06/15/2027	28,940,000	99,481	576		100,058
Federal Agencies	3133EPNG6	FFCB 4.375 06/23/2026	50,000,000	182,292	725		183,017
Federal Agencies	3133EPNG6	FFCB 4.375 06/23/2026	25,000,000	91,146	363		91,509
Federal Agencies	3133EPNG6	FFCB 4.375 06/23/2026	25,000,000	91,146	363		91,509
Federal Agencies	3133EPP66	FFCB 4.000 05/20/2027	31,000,000	103,333	2,267		105,601
Federal Agencies	3133EPP66	FFCB 4.000 05/20/2027	58,850,000	196,167	4,516		200,683
Federal Agencies	3133EPSK2	FFCB 4.250 08/07/2028	19,500,000	69,063	1,441		70,503
Federal Agencies	3133EPSW6	FFCB 4.500 08/14/2026	50,000,000	187,500	3,148		190,648
Federal Agencies	3133EPUN3	FFCB 4.500 08/28/2028	10,000,000	37,500	343		37,843
Federal Agencies	3133EPUN3	FFCB 4.500 08/28/2028	25,000,000	93,750	928		94,678
Federal Agencies	3133EPUN3	FFCB 4.500 08/28/2028	15,000,000	56,250	611		56,861
Federal Agencies	3133EPUN3	FFCB 4.500 08/28/2028	33,000,000	123,750	1,561		125,311
Federal Agencies	3133EPVP7	FFCB 4.750 07/08/2026	19,000,000	75,208	441		75,649
Federal Agencies	3133EPVP7	FFCB 4.750 07/08/2026	10,000,000	39,583	241		39,824
Federal Agencies	3133EPVP7	FFCB 4.750 07/08/2026	21,000,000	83,125	500		83,625
Federal Agencies	3133EPVY8	FFCB 5.000 09/15/2025	8,230,000	34,292	243		34,535
Federal Agencies	3133EPVY8	FFCB 5.000 09/15/2025	15,000,000	62,500	745		63,245
Federal Agencies	3133EPVY8	FFCB 5.000 09/15/2025	20,000,000	83,333	993		84,326
Federal Agencies	3133EPX91	FFCB 4.125 01/25/2027	35,000,000	120,313	1,207		121,520
Federal Agencies	3133EPX91	FFCB 4.125 01/25/2027	50,000,000	171,875	1,834		173,709
Federal Agencies	3133EPX91	FFCB 4.125 01/25/2027	25,000,000	85,938	862		86,800
Federal Agencies	3133EPX91	FFCB 4.125 01/25/2027	10,000,000	34,375	367		34,742
Federal Agencies	3133EPX91	FFCB 4.125 01/25/2027	5,000,000	17,188	196		17,383
Federal Agencies	3133EPYW9	FFCB 5.125 10/20/2025	50,000,000	213,542	1,149		214,691
Federal Agencies	3133EPYW9	FFCB 5.125 10/20/2025	25,000,000	106,771	595		107,366
Federal Agencies	3133EPYW9	FFCB 5.125 10/20/2025	35,000,000	149,479	1,135		150,614

Monthly Investment Earnings

Pooled Fund

<u>Type of Investment</u>	<u>CUSIP</u>	<u>Issuer Name</u>	<u>Par Value</u>	<u>Accrued Interest Earned</u>	<u>(Amortization) / Accretion</u>	<u>Realized Gain/(Loss)</u>	<u>Total Earnings</u>
Federal Agencies	3133EPYW9	FFCB 5.125 10/20/2025	24,000,000	102,500	3,142		105,642
Federal Agencies	3133EPZA6	FFCB 4.875 10/20/2026	30,000,000	121,875	4,541		126,416
Federal Agencies	3133EPZA6	FFCB 4.875 10/20/2026	14,000,000	56,875	2,602		59,477
Federal Agencies	3133EPZY4	FFCB 5.000 07/30/2026	25,000,000	104,167	1,890		106,057
Federal Agencies	3133EPZY4	FFCB 5.000 07/30/2026	3,000,000	12,500	241		12,741
Federal Agencies	3133EPZY4	FFCB 5.000 07/30/2026	9,615,000	40,063	773		40,835
Federal Agencies	3133EPZY4	FFCB 5.000 07/30/2026	16,000,000	66,667	1,286		67,953
Federal Agencies	3133ERDH1	FFCB 4.750 04/30/2029	63,085,000	249,711	(11,201)		238,510
Federal Agencies	3133ERDH1	FFCB 4.750 04/30/2029	27,892,000	110,406	(4,946)		105,459
Federal Agencies	3133ERDH1	FFCB 4.750 04/30/2029	30,000,000	118,750	(5,238)		113,512
Federal Agencies	3133ERDS7	FFCB 4.750 05/06/2027	12,727,000	50,378	(365)		50,013
Federal Agencies	3133ERGL9	FFCB 4.500 06/07/2028	15,000,000	56,250	111		56,361
Federal Agencies	3133ERGL9	FFCB 4.500 06/07/2028	20,000,000	75,000	(782)		74,218
Federal Agencies	3133ERGL9	FFCB 4.500 06/07/2028	14,934,000	56,003	(584)		55,418
Federal Agencies	3133ERGS4	FFCB 4.250 06/11/2029	10,000,000	35,417	537		35,953
Federal Agencies	3133ERGS4	FFCB 4.250 06/11/2029	10,000,000	35,417	537		35,953
Federal Agencies	3133ERGS4	FFCB 4.250 06/11/2029	20,000,000	70,833	1,073		71,907
Federal Agencies	3133ERGS4	FFCB 4.250 06/11/2029	10,000,000	35,417	537		35,953
Federal Agencies	3133ERGS4	FFCB 4.250 06/11/2029	29,000,000	102,708	1,263		103,972
Federal Agencies	3133ERHD6	FFCB 4.875 06/12/2026	32,000,000	130,000	(2,122)		127,878
Federal Agencies	3133ERHD6	FFCB 4.875 06/12/2026	20,000,000	81,250	(1,260)		79,990
Federal Agencies	3133ERHN4	FFCB 4.250 10/20/2028	38,000,000	134,583	4,069		138,652
Federal Agencies	3133ERHN4	FFCB 4.250 10/20/2028	5,000,000	17,708	529		18,237
Federal Agencies	3133ERJZ5	FFCB 4.500 06/28/2027	30,000,000	112,500	388		112,888
Federal Agencies	3133ERKM2	FFCB 4.500 07/08/2027	25,000,000	93,750	(912)		92,838
Federal Agencies	3133ERKM2	FFCB 4.500 07/08/2027	25,000,000	93,750	(700)		93,050
Federal Agencies	3133ERKX8	FFCB 4.250 07/12/2029	20,000,000	70,833	177		71,011
Federal Agencies	3133ERMB4	FFCB 4.250 07/23/2027	10,000,000	35,417	96		35,513
Federal Agencies	3133ERMB4	FFCB 4.250 07/23/2027	15,000,000	53,125	144		53,269
Federal Agencies	3133ERVR9	FFCB 3.500 07/01/2027	55,000,000	5,347	75		5,422
Federal Agencies	3134GYRY0	FHLMC 5.290 11/02/2026	25,000,000	110,208			110,208
Federal Agencies	3134GYRY0	FHLMC 5.290 11/02/2026	25,000,000	110,208			110,208
Federal Agencies	3134GYRY0	FHLMC 5.290 11/02/2026	25,000,000	110,208			110,208
Federal Agencies	3134GYRY0	FHLMC 5.290 11/02/2026	25,000,000	110,208			110,208
Federal Agencies	3134H16K4	FHLMC 5.380 07/09/2029	25,000,000	112,083			112,083
Federal Agencies	3134H16K4	FHLMC 5.380 07/09/2029	65,000,000	291,417			291,417
Federal Agencies	3134H16K4	FHLMC 5.380 07/09/2029	25,000,000	112,083			112,083
Federal Agencies	3134H1NT6	FHLMC 5.410 01/10/2028	65,000,000	293,042			293,042
Federal Agencies	3134H1NT6	FHLMC 5.410 01/10/2028	25,000,000	112,708			112,708
Federal Agencies	3134H1NT6	FHLMC 5.410 01/10/2028	25,000,000	112,708			112,708
Federal Agencies	3134H1YE7	FHLMC 5.910 03/14/2029		42,683			42,683
Federal Agencies	3134H1YE7	FHLMC 5.910 03/14/2029		42,683			42,683
Federal Agencies	3134H1YE7	FHLMC 5.910 03/14/2029		117,379			117,379
Federal Agencies	3134H1YE7	FHLMC 5.910 03/14/2029		42,683			42,683
Federal Agencies	3135G03U5	FNMA 0.625 04/22/2025	50,000,000	26,042	(2,348)		23,694
Federal Agencies	3135G03U5	FNMA 0.625 04/22/2025	37,938,000	19,759	13,896		33,656
Federal Agencies	3135G03U5	FNMA 0.625 04/22/2025	50,000,000	26,042	18,425		44,467
Federal Agencies	3135G04Z3	FNMA 0.500 06/17/2025	10,000,000	4,167	4,904		9,071
Federal Agencies	3135G04Z3	FNMA 0.500 06/17/2025	4,655,000	1,940	2,293		4,232

Monthly Investment Earnings

Pooled Fund

<u>Type of Investment</u>	<u>CUSIP</u>	<u>Issuer Name</u>	<u>Par Value</u>	<u>Accrued Interest Earned</u>	<u>(Amortization) / Accretion</u>	<u>Realized Gain/(Loss)</u>	<u>Total Earnings</u>
Federal Agencies	3135G05X7	FNMA 0.375 08/25/2025	72,500,000	22,656	11,657		34,313
Federal Agencies	3135G05X7	FNMA 0.375 08/25/2025	25,000,000	7,813	5,794		13,606
Federal Agencies	3135G0X24	FNMA 1.625 01/07/2025	39,060,000	52,894	(34,765)		18,128
Federal Agencies	3135GAFY2	FNMA 5.320 10/03/2024	50,000,000	221,667			221,667
Federal Agencies	3135GAFY2	FNMA 5.320 10/03/2024	25,000,000	110,833			110,833
Federal Agencies	3135GAFY2	FNMA 5.320 10/03/2024	25,000,000	110,833			110,833
Federal Agencies	3135GAG39	FNMA 5.375 12/30/2024		108,247			108,247
Federal Agencies	3135GAG39	FNMA 5.375 12/30/2024		108,247			108,247
Federal Agencies	3135GAG39	FNMA 5.375 12/30/2024		108,247			108,247
Federal Agencies	3135GAG39	FNMA 5.375 12/30/2024		108,247			108,247
Federal Agencies	3135GANG2	FNMA 5.130 02/18/2028	50,000,000	213,750			213,750
Federal Agencies	3135GANG2	FNMA 5.130 02/18/2028	25,000,000	106,875			106,875
Federal Agencies	3135GANG2	FNMA 5.130 02/18/2028	25,000,000	106,875			106,875
Federal Agencies	3137EAEP0	FHLMC 1.500 02/12/2025	15,000,000	18,750	190		18,940
Federal Agencies	3137EAEP0	FHLMC 1.500 02/12/2025	5,000,000	6,250	63		6,313
Federal Agencies	3137EAEP0	FHLMC 1.500 02/12/2025	5,000,000	6,250	63		6,313
Federal Agencies	3137EAEP0	FHLMC 1.500 02/12/2025	5,000,000	6,250	63		6,313
Federal Agencies	3137EAEP0	FHLMC 1.500 02/12/2025	50,000,000	62,500	633		63,133
Federal Agencies	3137EAEP0	FHLMC 1.500 02/12/2025	53,532,000	66,915	(41,308)		25,607
Federal Agencies	3137EAEX3	FHLMC 0.375 09/23/2025	22,600,000	7,063	5,492		12,555
Subtotals			\$ 6,730,537,000	\$ 19,920,936	\$ 1,519,085	\$ -	\$ 21,440,021
Public Time Deposits	PPGHASP70	BRIDGE 5.360 12/16/2024	\$ 10,000,000	\$ 44,055			\$ 44,055
Public Time Deposits	PPGICJ002	BRIDGE 5.330 01/13/2025	\$ 10,000,000	43,808			43,808
Public Time Deposits	PPGO10L16	BKSANF 5.350 01/06/2025	10,000,000	44,583			44,583
Subtotals			\$ 30,000,000	\$ 132,446	\$ -	\$ -	\$ 132,446
Negotiable CDs	06367DD44	BMOCHG 5.970 09/23/2024		\$ 182,417			\$ 182,417
Negotiable CDs	06367DE43	BMOCHG 5.860 10/21/2024	60,000,000	293,000			293,000
Negotiable CDs	06367DEK7	BMOCHG 5.800 11/06/2024	50,000,000	241,667			241,667
Negotiable CDs	06367DFA8	BMOCHG 5.580 10/24/2024	50,000,000	232,500			232,500
Negotiable CDs	06367DJB2	BMOCHG 5.440 11/08/2024	51,000,000	231,200			231,200
Negotiable CDs	06367DJY2	BMOCHG 5.470 05/05/2025	50,000,000	227,917			227,917
Negotiable CDs	06367DL94	BMOCHG 5.410 02/24/2025	76,000,000	342,633			342,633
Negotiable CDs	06367DLL7	BMOCHG 4.870 03/12/2025	90,000,000	365,250			365,250
Negotiable CDs	06367DM44	BMOCHG 4.250 06/30/2025	100,000,000	94,444			94,444
Negotiable CDs	13606DAG7	CIBCNY 4.250 06/30/2025	100,000,000	94,444			94,444
Negotiable CDs	13606K5B8	CIBCNY 5.410 02/24/2025	50,000,000	225,417			225,417
Negotiable CDs	13606KC38	CIBCNY 5.940 09/09/2024		66,000			66,000
Negotiable CDs	13606KW51	CIBCNY 5.370 09/11/2024		74,583			74,583
Negotiable CDs	13606KZ41	CIBCNY 5.430 10/24/2024	50,000,000	226,250			226,250
Negotiable CDs	13606KZ66	CIBCNY 5.400 01/02/2025	50,000,000	225,000			225,000
Negotiable CDs	78015J5K9	RY 5.900 09/09/2024		78,667			78,667
Negotiable CDs	78015JAK3	RY 5.960 09/23/2024		218,533			218,533
Negotiable CDs	78015JJ73	RY 5.480 10/24/2024	50,000,000	228,333			228,333
Negotiable CDs	78015JQ34	RY 5.450 01/28/2025	25,000,000	113,542			113,542
Negotiable CDs	78015JTB1	RY 5.090 07/14/2025	50,000,000	212,083			212,083
Negotiable CDs	78015JVF1	RY 4.610 07/01/2025	50,000,000	192,083			192,083
Negotiable CDs	78015JWF0	RY 4.220 06/24/2025	100,000,000	82,056			82,056

Monthly Investment Earnings

Pooled Fund

Type of Investment	CUSIP	Issuer Name	Par Value	Accrued Interest Earned	(Amortization) / Accretion	Realized Gain/(Loss)	Total Earnings
Negotiable CDs	89115BH52	TDNY 5.930 10/21/2024	50,000,000	247,083			247,083
Negotiable CDs	89115BP95	TDNY 5.580 10/24/2024	50,000,000	232,500			232,500
Negotiable CDs	89115BSZ4	TDNY 5.550 04/09/2025	50,000,000	231,250			231,250
Negotiable CDs	89115BT59	TDNY 5.510 12/02/2024	50,000,000	229,583			229,583
Negotiable CDs	89115DC61	TDNY 5.370 09/10/2024		67,125			67,125
Negotiable CDs	89115DCA2	TDNY 5.360 09/25/2024		178,667			178,667
Negotiable CDs	89115DJS6	TDNY 5.430 10/24/2024	50,000,000	226,250			226,250
Negotiable CDs	89115DK21	TDNY 5.400 01/02/2025	50,000,000	225,000			225,000
Negotiable CDs	89115DR65	TDNY 5.470 05/05/2025	65,000,000	296,292			296,292
Subtotals			\$ 1,417,000,000	\$ 6,181,769	\$ -	\$ -	\$ 6,181,769
Commercial Paper	59157TJJ3	METSHR 0.000 09/18/2024			\$ 175,856		\$ 175,856
Commercial Paper	59157TK44	METSHR 0.000 10/04/2024	15,000,000		65,000		65,000
Commercial Paper	59157TKQ5	METSHR 0.000 10/24/2024	10,000,000		43,250		43,250
Commercial Paper	62479LKH7	MUFGBK 0.000 10/17/2024	70,000,000		307,417		307,417
Commercial Paper	62479LKQ7	MUFGBK 0.000 10/24/2024	50,000,000		217,500		217,500
Commercial Paper	62479LKQ7	MUFGBK 0.000 10/24/2024	50,000,000		220,417		220,417
Commercial Paper	62479LL45	MUFGBK 0.000 11/04/2024	23,000,000		101,392		101,392
Commercial Paper	62479LLJ2	MUFGBK 0.000 11/18/2024	52,000,000		229,233		229,233
Commercial Paper	62479LM44	MUFGBK 0.000 12/04/2024	36,000,000		160,200		160,200
Commercial Paper	62479LMD4	MUFGBK 0.000 12/13/2024	15,000,000		66,375		66,375
Commercial Paper	62479LMG7	MUFGBK 0.000 12/16/2024	50,000,000		222,083		222,083
Commercial Paper	62479LMJ1	MUFGBK 0.000 12/18/2024	50,000,000		221,250		221,250
Commercial Paper	62479LMP7	MUFGBK 0.000 12/23/2024	22,000,000		97,167		97,167
Commercial Paper	62479LMW2	MUFGBK 0.000 12/30/2024	15,000,000		66,250		66,250
Commercial Paper	62479LNP6	MUFGBK 0.000 01/23/2025	15,000,000		65,875		65,875
Commercial Paper	62479LNV3	MUFGBK 0.000 01/29/2025	50,000,000		219,583		219,583
Commercial Paper	62479LPL3	MUFGBK 0.000 02/20/2025	60,000,000		29,867		29,867
Commercial Paper	62479LPM1	MUFGBK 0.000 02/21/2025	8,000,000		34,267		34,267
Commercial Paper	62479LQA6	MUFGBK 0.000 03/10/2025	25,000,000		106,458		106,458
Commercial Paper	62479LQE8	MUFGBK 0.000 03/14/2025	50,000,000		213,333		213,333
Commercial Paper	62479LQE8	MUFGBK 0.000 03/14/2025	26,000,000		110,717		110,717
Commercial Paper	62479LQM0	MUFGBK 0.000 03/21/2025	15,000,000		63,750		63,750
Commercial Paper	89233GKP0	TOYCC 0.000 10/23/2024	75,000,000		325,000		325,000
Commercial Paper	89233GKQ8	TOYCC 0.000 10/24/2024	50,000,000		218,333		218,333
Commercial Paper	89233GM29	TOYCC 0.000 12/02/2024	65,000,000		287,083		287,083
Commercial Paper	89233GMG8	TOYCC 0.000 12/16/2024	65,000,000		286,542		286,542
Commercial Paper	89233GNQ5	TOYCC 0.000 01/24/2025	60,000,000		263,000		263,000
Commercial Paper	89233GNU6	TOYCC 0.000 01/28/2025	50,000,000		218,333		218,333
Commercial Paper	89233GPC4	TOYCC 0.000 02/12/2025	75,000,000		305,000		305,000
Commercial Paper	89233GQQ2	TOYCC 0.000 03/24/2025	50,000,000		215,833		215,833
Commercial Paper	89233GQQ2	TOYCC 0.000 03/24/2025	50,000,000		210,833		210,833
Commercial Paper	89233GQQ2	TOYCC 0.000 03/24/2025	60,000,000		251,000		251,000
Subtotals			\$ 1,307,000,000	\$ -	\$ 5,618,197	\$ -	\$ 5,618,197
Medium Term Notes	037833CJ7	AAPL 3.350 02/09/2027	\$ 50,000,000	\$ 60,486	\$ 6,158	\$	\$ 66,644
Medium Term Notes	14913UAN0	CAT 4.450 10/16/2026	18,385,000	29,544	(3,692)		25,851
Medium Term Notes	24422EXV6	DE 4.200 07/15/2027	10,000,000	29,167	34		29,200
Medium Term Notes	594918BJ2	MSFT 3.125 11/03/2025	11,749,000	5,099	1,226		6,325

Monthly Investment Earnings Pooled Fund

<u>Type of Investment</u>	<u>CUSIP</u>	<u>Issuer Name</u>	<u>Par Value</u>	<u>Accrued Interest Earned</u>	<u>(Amortization) / Accretion</u>	<u>Realized Gain/(Loss)</u>	<u>Total Earnings</u>
Medium Term Notes	594918CN2	MSFT 3.400 09/15/2026	6,452,000	18,281	6,806		25,087
Medium Term Notes	594918CN2	MSFT 3.400 09/15/2026	13,009,000	36,859	13,650		50,509
Medium Term Notes	91324PFF4	UNH 4.750 07/15/2026	15,000,000	59,375	1,050		60,425
Subtotals			\$ 124,595,000	\$ 238,810	\$ 25,231	\$ -	\$ 264,041
Money Market Funds	09248U718	BlackRock Liquidity Funds T-Fund	\$ 13,861,698	\$ 94,170			\$ 94,170
Money Market Funds	31607A703	Fidelity Govt Portfolio	764,166,957	3,294,557			3,294,557
Money Market Funds	608919718	Federated Hermes Govt Obligations Fund	525,434,315	1,510,961			1,510,961
Money Market Funds	262006208	Dreyfus Government Cash Management	28,091,111	115,407			115,407
Money Market Funds	85749T517	State Street Institutional U.S. Govt MMF	776,174,238	2,632,067			2,632,067
Money Market Funds	61747C319	Morgan Stanley Institutional Liquidity Fund	17,127,419	70,627			70,627
Subtotals			\$ 2,124,855,738	\$ 7,717,789	\$ -	\$ -	\$ 7,717,789
Supranationals	45818WDG8	IADB 0.820 02/27/2026	\$ 19,500,000	\$ 13,325	\$ (1,037)		\$ 12,288
Supranationals	4581XOCM8	IADB 2.125 01/15/2025	100,000,000	177,083	(125,206)		51,877
Supranationals	4581XODN5	IADB 0.625 07/15/2025	28,900,000	15,052	8,452		23,504
Supranationals	4581XODZ8	IADB 0.500 09/23/2024		15,278	8,443		23,721
Supranationals	4581XOEN4	IADB 4.125 02/15/2029	25,000,000	85,938	6,261		92,198
Supranationals	4581XOEN4	IADB 4.125 02/15/2029	50,000,000	171,875	3,100		174,975
Supranationals	459058HT3	IBRD 1.626 01/15/2025	29,314,000	39,720	82,795		122,515
Supranationals	459058JB0	IBRD 0.626 04/22/2025	40,000,000	20,867	(1,885)		18,982
Supranationals	459058KJ1	IBRD 3.125 06/15/2027	12,323,000	32,091	10,969		43,060
Supranationals	45950VQG4	IFC 0.440 09/23/2024		2,689	1,676		4,365
Supranationals	45950VRU2	IFC 4.023 01/26/2026	100,000,000	335,250			335,250
Subtotals			\$ 405,037,000	\$ 909,168	\$ (6,431)	\$ -	\$ 902,737
Secured Bank Deposit	0660P0999	Bank of America TTX INV Deposit Acct	\$ 101,526,866	\$ 426,775			\$ 426,775
Subtotals			\$ 101,526,866	\$ 426,775	\$ -	\$ -	\$ 426,775
Grand Totals			\$15,888,551,603	\$ 39,888,259	\$ 8,215,266	\$ -	\$ 48,103,525

Investment Transactions

Pooled Fund

For month ended September 30, 2024

Accounting ID	Transaction Type	Cusip	Description	Price	Settlement Date	Posted Date	Par Value	Principal	Accrued Interest	Total
58316	Buy	313384E62	FHDN 0.000 09/04/2024	99.98542	09/03/2024	09/03/2024	100,000,000.00	99,985,416.67	0.00	99,985,416.67
58317	Buy	313384E62	FHDN 0.000 09/04/2024	99.98542	09/03/2024	09/03/2024	100,000,000.00	99,985,416.67	0.00	99,985,416.67
58318	Buy	313384E62	FHDN 0.000 09/04/2024	99.98542	09/03/2024	09/03/2024	100,000,000.00	99,985,416.67	0.00	99,985,416.67
58319	Buy	313384E62	FHDN 0.000 09/04/2024	99.98542	09/03/2024	09/03/2024	100,000,000.00	99,985,416.67	0.00	99,985,416.67
58305	Buy	3130B2KJ3	FHLB 4.625 09/04/2029	100.00000	09/04/2024	09/04/2024	50,000,000.00	50,000,000.00	0.00	50,000,000.00
58306	Buy	3130B2KJ3	FHLB 4.625 09/04/2029	100.00000	09/04/2024	09/04/2024	25,000,000.00	25,000,000.00	0.00	25,000,000.00
58307	Buy	3130B2KJ3	FHLB 4.625 09/04/2029	100.00000	09/04/2024	09/04/2024	25,000,000.00	25,000,000.00	0.00	25,000,000.00
58321	Buy	313384E70	FHLBDN 0.000 09/05/2024	99.98547	09/04/2024	09/04/2024	100,000,000.00	99,985,472.22	0.00	99,985,472.22
58322	Buy	313384E70	FHLBDN 0.000 09/05/2024	99.98547	09/04/2024	09/04/2024	100,000,000.00	99,985,472.22	0.00	99,985,472.22
58323	Buy	313384E70	FHLBDN 0.000 09/05/2024	99.98547	09/04/2024	09/04/2024	100,000,000.00	99,985,472.22	0.00	99,985,472.22
58324	Buy	313384E70	FHLBDN 0.000 09/05/2024	99.98547	09/04/2024	09/04/2024	100,000,000.00	99,985,472.22	0.00	99,985,472.22
58325	Buy	313384E70	FHLBDN 0.000 09/05/2024	99.98547	09/04/2024	09/04/2024	97,434,000.00	97,419,845.01	0.00	97,419,845.01
58326	Buy	313384E88	FHDN 0.000 09/06/2024	99.98550	09/05/2024	09/05/2024	100,000,000.00	99,985,500.00	0.00	99,985,500.00
58327	Buy	313384E88	FHDN 0.000 09/06/2024	99.98550	09/05/2024	09/05/2024	100,000,000.00	99,985,500.00	0.00	99,985,500.00
58328	Buy	313384E88	FHDN 0.000 09/06/2024	99.98550	09/05/2024	09/05/2024	100,000,000.00	99,985,500.00	0.00	99,985,500.00
58329	Buy	313384E88	FHDN 0.000 09/06/2024	99.98550	09/05/2024	09/05/2024	100,000,000.00	99,985,500.00	0.00	99,985,500.00
58330	Buy	313384E88	FHDN 0.000 09/06/2024	99.98550	09/05/2024	09/05/2024	100,000,000.00	99,985,500.00	0.00	99,985,500.00
58320	Buy	24422EXV6	DE 4.200 07/15/2027	99.98600	09/06/2024	09/06/2024	10,000,000.00	9,998,600.00	0.00	9,998,600.00
58331	Buy	313384F38	FHDN 0.000 09/09/2024	99.95658	09/06/2024	09/06/2024	100,000,000.00	99,956,583.33	0.00	99,956,583.33
58332	Buy	313384F38	FHDN 0.000 09/09/2024	99.95658	09/06/2024	09/06/2024	100,000,000.00	99,956,583.33	0.00	99,956,583.33
58333	Buy	313384F38	FHDN 0.000 09/09/2024	99.95658	09/06/2024	09/06/2024	100,000,000.00	99,956,583.33	0.00	99,956,583.33
58334	Buy	313384F38	FHDN 0.000 09/09/2024	99.95658	09/06/2024	09/06/2024	100,000,000.00	99,956,583.33	0.00	99,956,583.33
58335	Buy	313384F38	FHDN 0.000 09/09/2024	99.95658	09/06/2024	09/06/2024	100,000,000.00	99,956,583.33	0.00	99,956,583.33
58336	Buy	313384F46	FHDN 0.000 09/10/2024	99.98556	09/09/2024	09/09/2024	100,000,000.00	99,985,555.56	0.00	99,985,555.56
58337	Buy	313384F46	FHDN 0.000 09/10/2024	99.98556	09/09/2024	09/09/2024	100,000,000.00	99,985,555.56	0.00	99,985,555.56
58338	Buy	313384F46	FHDN 0.000 09/10/2024	99.98556	09/09/2024	09/09/2024	100,000,000.00	99,985,555.56	0.00	99,985,555.56
58339	Buy	313384F46	FHDN 0.000 09/10/2024	99.98556	09/09/2024	09/09/2024	100,000,000.00	99,985,555.56	0.00	99,985,555.56
58340	Buy	313384F46	FHDN 0.000 09/10/2024	99.98556	09/09/2024	09/09/2024	59,800,000.00	59,791,362.22	0.00	59,791,362.22
58341	Buy	313384F46	FHDN 0.000 09/10/2024	99.98556	09/09/2024	09/09/2024	30,500,000.00	30,495,594.44	0.00	30,495,594.44
58342	Buy	313384F53	FHDN 0.000 09/11/2024	99.98558	09/10/2024	09/10/2024	100,000,000.00	99,985,583.33	0.00	99,985,583.33
58343	Buy	313384F53	FHDN 0.000 09/11/2024	99.98558	09/10/2024	09/10/2024	100,000,000.00	99,985,583.33	0.00	99,985,583.33
58344	Buy	313384F53	FHDN 0.000 09/11/2024	99.98558	09/10/2024	09/10/2024	100,000,000.00	99,985,583.33	0.00	99,985,583.33
58345	Buy	313384F53	FHDN 0.000 09/11/2024	99.98558	09/10/2024	09/10/2024	100,000,000.00	99,985,583.33	0.00	99,985,583.33
58346	Buy	313384F53	FHDN 0.000 09/11/2024	99.98558	09/10/2024	09/10/2024	100,000,000.00	99,985,583.33	0.00	99,985,583.33
58347	Buy	313384F61	FHDN 0.000 09/12/2024	99.98558	09/11/2024	09/11/2024	100,000,000.00	99,985,583.33	0.00	99,985,583.33
58348	Buy	313384F61	FHDN 0.000 09/12/2024	99.98558	09/11/2024	09/11/2024	100,000,000.00	99,985,583.33	0.00	99,985,583.33
58349	Buy	313384F61	FHDN 0.000 09/12/2024	99.98558	09/11/2024	09/11/2024	100,000,000.00	99,985,583.33	0.00	99,985,583.33
58350	Buy	313384F61	FHDN 0.000 09/12/2024	99.98558	09/11/2024	09/11/2024	100,000,000.00	99,985,583.33	0.00	99,985,583.33
58351	Buy	313384F61	FHDN 0.000 09/12/2024	99.98558	09/11/2024	09/11/2024	100,000,000.00	99,985,583.33	0.00	99,985,583.33
58352	Buy	313384F79	FHDN 0.000 09/13/2024	99.98569	09/12/2024	09/12/2024	100,000,000.00	99,985,694.44	0.00	99,985,694.44
58353	Buy	313384F79	FHDN 0.000 09/13/2024	99.98569	09/12/2024	09/12/2024	100,000,000.00	99,985,694.44	0.00	99,985,694.44
58354	Buy	313384F79	FHDN 0.000 09/13/2024	99.98569	09/12/2024	09/12/2024	100,000,000.00	99,985,694.44	0.00	99,985,694.44
58355	Buy	313384F79	FHDN 0.000 09/13/2024	99.98569	09/12/2024	09/12/2024	100,000,000.00	99,985,694.44	0.00	99,985,694.44
58356	Buy	313384F79	FHDN 0.000 09/13/2024	99.98569	09/12/2024	09/12/2024	100,000,000.00	99,985,694.44	0.00	99,985,694.44
58357	Buy	3130B2PJ8	FHLB 3.625 09/04/2026	99.86700	09/13/2024	09/13/2024	25,000,000.00	24,966,750.00	0.00	24,966,750.00
58358	Buy	3130B2PJ8	FHLB 3.625 09/04/2026	99.86700	09/13/2024	09/13/2024	50,000,000.00	49,933,500.00	0.00	49,933,500.00
58359	Buy	3130B2PJ8	FHLB 3.625 09/04/2026	99.86700	09/13/2024	09/13/2024	19,000,000.00	18,974,730.00	0.00	18,974,730.00
58360	Buy	3130B2PJ8	FHLB 3.625 09/04/2026	99.86700	09/13/2024	09/13/2024	25,900,000.00	25,865,553.00	0.00	25,865,553.00
58361	Buy	313384G29	FHDN 0.000 09/16/2024	99.95692	09/13/2024	09/13/2024	100,000,000.00	99,956,916.67	0.00	99,956,916.67
58362	Buy	313384G29	FHDN 0.000 09/16/2024	99.95692	09/13/2024	09/13/2024	100,000,000.00	99,956,916.67	0.00	99,956,916.67
58363	Buy	313384G29	FHDN 0.000 09/16/2024	99.95692	09/13/2024	09/13/2024	100,000,000.00	99,956,916.67	0.00	99,956,916.67
58364	Buy	313384G29	FHDN 0.000 09/16/2024	99.95692	09/13/2024	09/13/2024	100,000,000.00	99,956,916.67	0.00	99,956,916.67
58365	Buy	313384G29	FHDN 0.000 09/16/2024	99.95692	09/13/2024	09/13/2024	100,000,000.00	99,956,916.67	0.00	99,956,916.67

Investment Transactions

Pooled Fund

Accounting ID	Transaction Type	Cusip	Description	Price	Settlement Date	Posted Date	Par Value	Principal	Accrued Interest	Total
58366	Buy	313384G37	FHDN 0.000 09/17/2024	99.98564	09/16/2024	09/16/2024	100,000,000.00	99,985,638.89	0.00	99,985,638.89
58367	Buy	313384G37	FHDN 0.000 09/17/2024	99.98564	09/16/2024	09/16/2024	100,000,000.00	99,985,638.89	0.00	99,985,638.89
58368	Buy	313384G37	FHDN 0.000 09/17/2024	99.98564	09/16/2024	09/16/2024	100,000,000.00	99,985,638.89	0.00	99,985,638.89
58369	Buy	313384G37	FHDN 0.000 09/17/2024	99.98564	09/16/2024	09/16/2024	100,000,000.00	99,985,638.89	0.00	99,985,638.89
58370	Buy	313384G37	FHDN 0.000 09/17/2024	99.98564	09/16/2024	09/16/2024	100,000,000.00	99,985,638.89	0.00	99,985,638.89
58371	Buy	912797LH8	B 0.000 09/17/2024	99.98551	09/16/2024	09/16/2024	100,000,000.00	99,985,506.94	0.00	99,985,506.94
58372	Buy	313384G45	FHDN 0.000 09/18/2024	99.98567	09/17/2024	09/17/2024	100,000,000.00	99,985,666.67	0.00	99,985,666.67
58373	Buy	313384G45	FHDN 0.000 09/18/2024	99.98567	09/17/2024	09/17/2024	100,000,000.00	99,985,666.67	0.00	99,985,666.67
58374	Buy	313384G45	FHDN 0.000 09/18/2024	99.98567	09/17/2024	09/17/2024	100,000,000.00	99,985,666.67	0.00	99,985,666.67
58375	Buy	313384G45	FHDN 0.000 09/18/2024	99.98567	09/17/2024	09/17/2024	100,000,000.00	99,985,666.67	0.00	99,985,666.67
58376	Buy	313384G45	FHDN 0.000 09/18/2024	99.98567	09/17/2024	09/17/2024	100,000,000.00	99,985,666.67	0.00	99,985,666.67
58377	Buy	313384G45	FHDN 0.000 09/18/2024	99.98567	09/17/2024	09/17/2024	100,000,000.00	99,985,666.67	0.00	99,985,666.67
58378	Buy	14913UAN0	CAT 4.450 10/16/2026	101.17100	09/18/2024	09/18/2024	18,385,000.00	18,600,288.35	72,722.89	18,673,011.24
58379	Buy	037833CJ7	AAPL 3.350 02/09/2027	99.17200	09/18/2024	09/18/2024	50,000,000.00	49,586,000.00	181,458.33	49,767,458.33
58380	Buy	313384G52	FHDN 0.000 09/19/2024	99.98569	09/18/2024	09/18/2024	100,000,000.00	99,985,694.44	0.00	99,985,694.44
58381	Buy	313384G52	FHDN 0.000 09/19/2024	99.98569	09/18/2024	09/18/2024	100,000,000.00	99,985,694.44	0.00	99,985,694.44
58382	Buy	313384G52	FHDN 0.000 09/19/2024	99.98569	09/18/2024	09/18/2024	100,000,000.00	99,985,694.44	0.00	99,985,694.44
58383	Buy	313384G52	FHDN 0.000 09/19/2024	99.98569	09/18/2024	09/18/2024	100,000,000.00	99,985,694.44	0.00	99,985,694.44
58384	Buy	912797MX2	B 0.000 01/14/2025	98.47965	09/19/2024	09/19/2024	68,000,000.00	66,966,162.00	0.00	66,966,162.00
58388	Buy	06367DM44	BMOCHG 4.250 06/30/2025	100.00000	09/23/2024	09/23/2024	100,000,000.00	100,000,000.00	0.00	100,000,000.00
58389	Buy	13606DAG7	CIBCNY 4.250 06/30/2025	100.00000	09/23/2024	09/23/2024	100,000,000.00	100,000,000.00	0.00	100,000,000.00
58385	Buy	3130B2TG0	FHLB 4.375 09/24/2029	100.00000	09/24/2024	09/24/2024	25,000,000.00	25,000,000.00	0.00	25,000,000.00
58386	Buy	3130B2TG0	FHLB 4.375 09/24/2029	100.00000	09/24/2024	09/24/2024	25,000,000.00	25,000,000.00	0.00	25,000,000.00
58387	Buy	3130B2TG0	FHLB 4.375 09/24/2029	100.00000	09/24/2024	09/24/2024	65,000,000.00	65,000,000.00	0.00	65,000,000.00
58390	Buy	78015JWF0	RY 4.220 06/24/2025	100.00000	09/24/2024	09/24/2024	100,000,000.00	100,000,000.00	0.00	100,000,000.00
58391	Buy	91282CEW7	T 3.250 06/30/2027	99.36719	09/26/2024	09/26/2024	50,000,000.00	49,683,593.75	388,586.96	50,072,180.71
58393	Buy	594918BJ2	MSFT 3.125 11/03/2025	99.15900	09/26/2024	09/26/2024	11,749,000.00	11,650,190.91	145,842.62	11,796,033.53
58392	Buy	3130ATHX8	FHLB 4.125 09/14/2029	102.61800	09/27/2024	09/27/2024	15,000,000.00	15,392,700.00	22,343.75	15,415,043.75
58398	Buy	62479LPL3	MUFGBK 0.000 02/20/2025	98.18311	09/27/2024	09/27/2024	60,000,000.00	58,909,866.67	0.00	58,909,866.67
58394	Buy	3133ERVR9	FFCB 3.500 07/01/2027	99.86400	09/30/2024	09/30/2024	55,000,000.00	54,925,200.00	0.00	54,925,200.00
			Activity Total				6,960,768,000.00	6,957,035,498.82	810,954.55	6,957,846,453.37
58314	Maturity	313384E54	FHDN 0.000 09/03/2024	100.00000	09/03/2024	09/03/2024	100,000,000.00	100,000,000.00	0.00	100,000,000.00
58315	Maturity	313384E54	FHDN 0.000 09/03/2024	100.00000	09/03/2024	09/03/2024	100,000,000.00	100,000,000.00	0.00	100,000,000.00
58312	Maturity	912797LA3	B 0.000 09/03/2024	100.00000	09/03/2024	09/03/2024	100,000,000.00	100,000,000.00	0.00	100,000,000.00
58313	Maturity	912797LA3	B 0.000 09/03/2024	100.00000	09/03/2024	09/03/2024	100,000,000.00	100,000,000.00	0.00	100,000,000.00
57862	Full Call	3130B0AD1	FHLB 5.500 09/04/2025	100.00000	09/04/2024	09/04/2024	25,000,000.00	25,000,000.00	0.00	25,000,000.00
57863	Full Call	3130B0AD1	FHLB 5.500 09/04/2025	100.00000	09/04/2024	09/04/2024	25,000,000.00	25,000,000.00	0.00	25,000,000.00
57864	Full Call	3130B0AD1	FHLB 5.500 09/04/2025	100.00000	09/04/2024	09/04/2024	25,000,000.00	25,000,000.00	0.00	25,000,000.00
57865	Full Call	3130B0AD1	FHLB 5.500 09/04/2025	100.00000	09/04/2024	09/04/2024	25,000,000.00	25,000,000.00	0.00	25,000,000.00
58316	Maturity	313384E62	FHDN 0.000 09/04/2024	100.00000	09/04/2024	09/04/2024	100,000,000.00	100,000,000.00	0.00	100,000,000.00
58317	Maturity	313384E62	FHDN 0.000 09/04/2024	100.00000	09/04/2024	09/04/2024	100,000,000.00	100,000,000.00	0.00	100,000,000.00
58318	Maturity	313384E62	FHDN 0.000 09/04/2024	100.00000	09/04/2024	09/04/2024	100,000,000.00	100,000,000.00	0.00	100,000,000.00
58319	Maturity	313384E62	FHDN 0.000 09/04/2024	100.00000	09/04/2024	09/04/2024	100,000,000.00	100,000,000.00	0.00	100,000,000.00
58321	Maturity	313384E70	FHLBDN 0.000 09/05/2024	100.00000	09/05/2024	09/05/2024	100,000,000.00	100,000,000.00	0.00	100,000,000.00
58322	Maturity	313384E70	FHLBDN 0.000 09/05/2024	100.00000	09/05/2024	09/05/2024	100,000,000.00	100,000,000.00	0.00	100,000,000.00
58323	Maturity	313384E70	FHLBDN 0.000 09/05/2024	100.00000	09/05/2024	09/05/2024	100,000,000.00	100,000,000.00	0.00	100,000,000.00
58324	Maturity	313384E70	FHLBDN 0.000 09/05/2024	100.00000	09/05/2024	09/05/2024	100,000,000.00	100,000,000.00	0.00	100,000,000.00
58325	Maturity	313384E70	FHLBDN 0.000 09/05/2024	100.00000	09/05/2024	09/05/2024	97,434,000.00	97,434,000.00	0.00	97,434,000.00
57875	Maturity	912797GL5	B 0.000 09/05/2024	100.00000	09/05/2024	09/05/2024	50,000,000.00	50,000,000.00	0.00	50,000,000.00
58326	Maturity	313384E88	FHDN 0.000 09/06/2024	100.00000	09/06/2024	09/06/2024	100,000,000.00	100,000,000.00	0.00	100,000,000.00
58327	Maturity	313384E88	FHDN 0.000 09/06/2024	100.00000	09/06/2024	09/06/2024	100,000,000.00	100,000,000.00	0.00	100,000,000.00
58328	Maturity	313384E88	FHDN 0.000 09/06/2024	100.00000	09/06/2024	09/06/2024	100,000,000.00	100,000,000.00	0.00	100,000,000.00

Investment Transactions Pooled Fund

Accounting ID	Transaction Type	Cusip	Description	Price	Settlement Date	Posted Date	Par Value	Principal	Accrued Interest	Total
58200	Maturity	59157TJJ3	METSHR 0.000 09/18/2024	100.00000	09/18/2024	09/18/2024	70,000,000.00	70,000,000.00	0.00	70,000,000.00
58380	Maturity	313384G52	FHDN 0.000 09/19/2024	100.00000	09/19/2024	09/19/2024	100,000,000.00	100,000,000.00	0.00	100,000,000.00
58381	Maturity	313384G52	FHDN 0.000 09/19/2024	100.00000	09/19/2024	09/19/2024	100,000,000.00	100,000,000.00	0.00	100,000,000.00
58382	Maturity	313384G52	FHDN 0.000 09/19/2024	100.00000	09/19/2024	09/19/2024	100,000,000.00	100,000,000.00	0.00	100,000,000.00
58383	Maturity	313384G52	FHDN 0.000 09/19/2024	100.00000	09/19/2024	09/19/2024	100,000,000.00	100,000,000.00	0.00	100,000,000.00
57752	Maturity	06367DD44	BMOCHG 5.970 09/23/2024	100.00000	09/23/2024	09/23/2024	50,000,000.00	50,000,000.00	0.00	50,000,000.00
47151	Maturity	3133EM5X6	FFCB 0.430 09/23/2024	100.00000	09/23/2024	09/23/2024	25,000,000.00	25,000,000.00	0.00	25,000,000.00
47152	Maturity	3133EM5X6	FFCB 0.430 09/23/2024	100.00000	09/23/2024	09/23/2024	50,000,000.00	50,000,000.00	0.00	50,000,000.00
47153	Maturity	3133EM5X6	FFCB 0.430 09/23/2024	100.00000	09/23/2024	09/23/2024	50,000,000.00	50,000,000.00	0.00	50,000,000.00
47197	Maturity	4581X0DZ8	IADB 0.500 09/23/2024	100.00000	09/23/2024	09/23/2024	50,000,000.00	50,000,000.00	0.00	50,000,000.00
47179	Maturity	45950VQG4	IFC 0.440 09/23/2024	100.00000	09/23/2024	09/23/2024	10,000,000.00	10,000,000.00	0.00	10,000,000.00
57750	Maturity	78015JAK3	RY 5.960 09/23/2024	100.00000	09/23/2024	09/23/2024	60,000,000.00	60,000,000.00	0.00	60,000,000.00
57873	Maturity	89115DCA2	TDNY 5.360 09/25/2024	100.00000	09/25/2024	09/25/2024	50,000,000.00	50,000,000.00	0.00	50,000,000.00
47465	Maturity	3133ENP79	FFCB 4.250 09/26/2024	100.00000	09/26/2024	09/26/2024	50,000,000.00	50,000,000.00	0.00	50,000,000.00
57611	Full Call	3135GAG39	FNMA 5.375 12/30/2024	100.00000	09/30/2024	09/30/2024	25,000,000.00	25,000,000.00	0.00	25,000,000.00
57612	Full Call	3135GAG39	FNMA 5.375 12/30/2024	100.00000	09/30/2024	09/30/2024	25,000,000.00	25,000,000.00	0.00	25,000,000.00
57613	Full Call	3135GAG39	FNMA 5.375 12/30/2024	100.00000	09/30/2024	09/30/2024	25,000,000.00	25,000,000.00	0.00	25,000,000.00
57614	Full Call	3135GAG39	FNMA 5.375 12/30/2024	100.00000	09/30/2024	09/30/2024	25,000,000.00	25,000,000.00	0.00	25,000,000.00
			Activity Total				7,477,734,000.00	7,477,734,000.00	0.00	7,477,734,000.00

Interest Received Pooled Fund

For month ended September 30, 2024							
Accounting ID	Transaction Type	Cusip	Description	Date Posted	Interest Received	Purchased Interest Adjustment	Net Interest
46468	Interest Income	3133ELQY3	FFCB 1.210 03/03/2025	09/03/2024	96,800.00		96,800.00
57814	Interest Income	91282CHX2	T 4.375 08/31/2028	09/03/2024	1,093,750.00		1,093,750.00
57903	Interest Income	91282CKD2	T 4.250 02/28/2029	09/03/2024	1,062,500.00	225,203.80	837,296.20
46977	Interest Income	912828ZC7	T 1.125 02/28/2025	09/03/2024	281,250.00		281,250.00
46994	Interest Income	912828ZC7	T 1.125 02/28/2025	09/03/2024	281,250.00		281,250.00
47166	Interest Income	91282CCW9	T 0.750 08/31/2026	09/03/2024	187,500.00		187,500.00
47168	Interest Income	3130AP6T7	FHLB 1.075 09/03/2026	09/03/2024	134,375.00		134,375.00
47169	Interest Income	3130AP6T7	FHLB 1.075 09/03/2026	09/03/2024	134,375.00		134,375.00
47170	Interest Income	3130AP6T7	FHLB 1.075 09/03/2026	09/03/2024	134,375.00		134,375.00
47171	Interest Income	3130AP6T7	FHLB 1.075 09/03/2026	09/03/2024	134,375.00		134,375.00
46467	Interest Income	3133ELQY3	FFCB 1.210 03/03/2025	09/03/2024	145,200.00		145,200.00
57862	Interest Income	3130B0AD1	FHLB 5.500 09/04/2025	09/04/2024	687,500.00		687,500.00
57863	Interest Income	3130B0AD1	FHLB 5.500 09/04/2025	09/04/2024	687,500.00		687,500.00
57864	Interest Income	3130B0AD1	FHLB 5.500 09/04/2025	09/04/2024	687,500.00		687,500.00
57865	Interest Income	3130B0AD1	FHLB 5.500 09/04/2025	09/04/2024	687,500.00		687,500.00
57746	Interest Income	78015J5K9	RY 5.900 09/09/2024	09/09/2024	3,569,500.02		3,569,500.02
57906	Interest Income	3130AVBD3	FHLB 4.500 03/09/2029	09/09/2024	562,500.00	93,750.00	468,750.00
47314	Interest Income	3130ARB59	FHLB 2.350 03/08/2027	09/09/2024	293,750.00		293,750.00
47315	Interest Income	3130ARB59	FHLB 2.350 03/08/2027	09/09/2024	293,750.00		293,750.00
47316	Interest Income	3130ARB59	FHLB 2.350 03/08/2027	09/09/2024	293,750.00		293,750.00
47317	Interest Income	3130ARB59	FHLB 2.350 03/08/2027	09/09/2024	293,750.00		293,750.00
57742	Interest Income	13606KC38	CIBCNY 5.940 09/09/2024	09/09/2024	3,003,000.00		3,003,000.00
57815	Interest Income	3133EM4X7	FFCB 0.800 09/10/2026	09/10/2024	115,900.00		115,900.00
57872	Interest Income	89115DC61	TDNY 5.370 09/10/2024	09/10/2024	1,402,166.65		1,402,166.65
47321	Interest Income	3133ENRD4	FFCB 1.680 03/10/2027	09/10/2024	408,013.20		408,013.20
57760	Interest Income	3130AXCP1	FHLB 4.875 09/11/2026	09/11/2024	289,940.63		289,940.63
57874	Interest Income	13606KW51	CIBCNY 5.370 09/11/2024	09/11/2024	1,409,625.00		1,409,625.00
47196	Interest Income	3130A8ZQ9	FHLB 1.750 09/12/2025	09/12/2024	90,081.25		90,081.25
57789	Interest Income	3130AXB31	FHLB 4.875 03/13/2026	09/13/2024	243,750.00		243,750.00
57790	Interest Income	3130AXB31	FHLB 4.875 03/13/2026	09/13/2024	243,750.00		243,750.00
57791	Interest Income	3130AXB31	FHLB 4.875 03/13/2026	09/13/2024	243,750.00		243,750.00
57890	Interest Income	3130AXB31	FHLB 4.875 03/13/2026	09/13/2024	895,293.75	94,503.23	800,790.52
57891	Interest Income	3133EP5K7	FFCB 4.500 03/13/2026	09/13/2024	1,125,000.00	118,750.00	1,006,250.00
57900	Interest Income	3130AXB31	FHLB 4.875 03/13/2026	09/13/2024	609,375.00	74,479.17	534,895.83
47160	Interest Income	3130ANTG5	FHLB 1.050 08/10/2026	09/13/2024	131,250.00		131,250.00
47161	Interest Income	3130ANTG5	FHLB 1.050 08/10/2026	09/13/2024	131,250.00		131,250.00
47162	Interest Income	3130ANTG5	FHLB 1.050 08/10/2026	09/13/2024	131,250.00		131,250.00
47163	Interest Income	3130ANTG5	FHLB 1.050 08/10/2026	09/13/2024	131,250.00		131,250.00
47504	Interest Income	3130ATVD6	FHLB 4.875 09/13/2024	09/13/2024	1,218,750.00		1,218,750.00
57743	Interest Income	3133EPVY8	FFCB 5.000 09/15/2025	09/16/2024	205,750.00		205,750.00
57744	Interest Income	3133EPVY8	FFCB 5.000 09/15/2025	09/16/2024	375,000.00		375,000.00
57745	Interest Income	3133EPVY8	FFCB 5.000 09/15/2025	09/16/2024	500,000.00		500,000.00
57880	Interest Income	3134H1YE7	FHLMC 5.910 03/14/2029	09/16/2024	545,033.33		545,033.33
57881	Interest Income	3134H1YE7	FHLMC 5.910 03/14/2029	09/16/2024	545,033.33		545,033.33
57882	Interest Income	3134H1YE7	FHLMC 5.910 03/14/2029	09/16/2024	1,498,841.68		1,498,841.68
57883	Interest Income	3134H1YE7	FHLMC 5.910 03/14/2029	09/16/2024	545,033.33		545,033.33
58064	Interest Income	594918CN2	MSFT 3.400 09/15/2026	09/16/2024	109,684.00	69,466.53	40,217.47
58065	Interest Income	594918CN2	MSFT 3.400 09/15/2026	09/16/2024	221,153.00	140,063.57	81,089.43

Interest Received Pooled Fund

Accounting ID	Transaction Type	Cusip	Description	Date Posted	Interest Received	Purchased Interest Adjustment	Net Interest
47483	Interest Income	91282CFK2	T 3.500 09/15/2025	09/16/2024	875,000.00		875,000.00
57901	Interest Income	3133EP5U5	FFCB 4.125 03/20/2029	09/20/2024	1,065,487.50	106,548.75	958,938.75
57905	Interest Income	3133EP5S0	FFCB 4.250 03/20/2028	09/20/2024	105,633.75	11,150.23	94,483.52
57750	Interest Income	78015JAK3	RY 5.960 09/23/2024	09/23/2024	3,645,533.34		3,645,533.34
57752	Interest Income	06367DD44	BMOCHG 5.970 09/23/2024	09/23/2024	3,043,041.65		3,043,041.65
46954	Interest Income	3137EAEX3	FHLMC 0.375 09/23/2025	09/23/2024	42,375.00		42,375.00
47151	Interest Income	3133EM5X6	FFCB 0.430 09/23/2024	09/23/2024	53,750.00		53,750.00
47152	Interest Income	3133EM5X6	FFCB 0.430 09/23/2024	09/23/2024	107,500.00		107,500.00
47153	Interest Income	3133EM5X6	FFCB 0.430 09/23/2024	09/23/2024	107,500.00		107,500.00
47179	Interest Income	45950VQG4	IFC 0.440 09/23/2024	09/23/2024	22,000.00		22,000.00
47197	Interest Income	4581X0DZ8	IADB 0.500 09/23/2024	09/23/2024	125,000.00		125,000.00
57873	Interest Income	89115DCA2	TDNY 5.360 09/25/2024	09/25/2024	1,511,222.20		1,511,222.20
57889	Interest Income	3133EP6K6	FFCB 4.500 03/26/2027	09/26/2024	1,125,000.00	37,500.00	1,087,500.00
47465	Interest Income	3133ENP79	FFCB 4.250 09/26/2024	09/26/2024	1,062,500.00		1,062,500.00
57886	Interest Income	3130B0MZ9	FHLB 5.100 01/27/2025	09/27/2024	2,932,500.00		2,932,500.00
47014	Interest Income	912828ZF0	T 0.500 03/31/2025	09/30/2024	125,000.00		125,000.00
47017	Interest Income	912828ZF0	T 0.500 03/31/2025	09/30/2024	125,000.00		125,000.00
47043	Interest Income	91282CAM3	T 0.250 09/30/2025	09/30/2024	62,500.00		62,500.00
47105	Interest Income	91282CAM3	T 0.250 09/30/2025	09/30/2024	62,500.00		62,500.00
47172	Interest Income	91282CCZ2	T 0.875 09/30/2026	09/30/2024	218,750.00		218,750.00
47173	Interest Income	91282CCZ2	T 0.875 09/30/2026	09/30/2024	218,750.00		218,750.00
47176	Interest Income	91282CCZ2	T 0.875 09/30/2026	09/30/2024	218,750.00		218,750.00
47342	Interest Income	91282CEF4	T 2.500 03/31/2027	09/30/2024	312,500.00		312,500.00
57611	Interest Income	3135GAG39	FNMA 5.375 12/30/2024	09/30/2024	671,875.00		671,875.00
57612	Interest Income	3135GAG39	FNMA 5.375 12/30/2024	09/30/2024	671,875.00		671,875.00
57613	Interest Income	3135GAG39	FNMA 5.375 12/30/2024	09/30/2024	671,875.00		671,875.00
57614	Interest Income	3135GAG39	FNMA 5.375 12/30/2024	09/30/2024	671,875.00		671,875.00
			Activity Total		47,966,967.61	971,415.28	46,995,552.33

Money Market / Secured Bank Deposit Activity Pooled Fund

For month ended September 30, 2024				
Accounting ID	Description	Activity Date	Transaction Type	Transaction Amount
09248U718	BlackRock Liquidity Funds T-Fund	09/06/2024	Withdrawal	(5,000,000.00)
09248U718	BlackRock Liquidity Funds T-Fund	09/13/2024	Withdrawal	(20,000,000.00)
09248U718	BlackRock Liquidity Funds T-Fund	09/30/2024	Interest Received	94,170.22
	Activity Total			(24,905,829.78)
31607A703	Fidelity Govt Portfolio	09/24/2024	Withdrawal	(73,000,000.00)
31607A703	Fidelity Govt Portfolio	09/26/2024	Deposit	35,000,000.00
31607A703	Fidelity Govt Portfolio	09/30/2024	Interest Received	3,294,556.87
	Activity Total			(34,705,443.13)
608919718	Federated Hermes Govt Obligations	09/03/2024	Withdrawal	(150,000,000.00)
608919718	Federated Hermes Govt Obligations	09/04/2024	Withdrawal	(30,000,000.00)
608919718	Federated Hermes Govt Obligations	09/10/2024	Deposit	30,000,000.00
608919718	Federated Hermes Govt Obligations	09/11/2024	Withdrawal	(40,000,000.00)
608919718	Federated Hermes Govt Obligations	09/16/2024	Deposit	70,000,000.00
608919718	Federated Hermes Govt Obligations	09/17/2024	Deposit	40,000,000.00
608919718	Federated Hermes Govt Obligations	09/18/2024	Deposit	150,000,000.00
608919718	Federated Hermes Govt Obligations	09/19/2024	Deposit	200,000,000.00
608919718	Federated Hermes Govt Obligations	09/24/2024	Withdrawal	(150,000,000.00)
608919718	Federated Hermes Govt Obligations	09/25/2024	Withdrawal	(50,000,000.00)
608919718	Federated Hermes Govt Obligations	09/27/2024	Deposit	10,000,000.00
608919718	Federated Hermes Govt Obligations	09/30/2024	Deposit	60,000,000.00
608919718	Federated Hermes Govt Obligations	09/30/2024	Interest Received	1,510,961.15
	Activity Total			141,510,961.15
262006208	Dreyfus Government Cash Management	09/30/2024	Interest Received	115,407.20
	Activity Total			115,407.20
85749T517	State Street Institutional U.S. Govt	09/05/2024	Deposit	20,000,000.00
85749T517	State Street Institutional U.S. Govt	09/09/2024	Deposit	20,000,000.00
85749T517	State Street Institutional U.S. Govt	09/18/2024	Deposit	70,000,000.00
85749T517	State Street Institutional U.S. Govt	09/19/2024	Deposit	155,000,000.00
85749T517	State Street Institutional U.S. Govt	09/30/2024	Interest Received	2,632,067.16
	Activity Total			267,632,067.16
61747C319	Morgan Stanley Institutional Liquidity	09/30/2024	Interest Received	70,626.75
	Activity Total			70,626.75
0660P0999	Bank of America TTX INV Deposit Acct	09/30/2024	Interest Received	426,774.97
	Activity Total			426,774.97