



Treasurer & Tax Collector
CITY AND COUNTY OF SAN FRANCISCO

José Cisneros
TREASURER

Investment Report for the month of November 2024

December 15, 2024

The Honorable London N. Breed
Mayor of San Francisco
City Hall, Room 200
1 Dr. Carlton B. Goodlett Place
San Francisco, CA 94102-4638

The Honorable Board of Supervisors
City and County of San Francisco
City Hall, Room 244
1 Dr. Carlton B. Goodlett Place
San Francisco, CA 94102-4638

Colleagues,

In accordance with the provisions of California State Government Code, Section 53646, we forward this report detailing the City's pooled fund portfolio as of November 30, 2024. These investments provide sufficient liquidity to meet expenditure requirements for the next six months and are in compliance with our statement of investment policy and California Code.

This correspondence and its attachments show the investment activity for the month of November 2024 for the portfolios under the Treasurer's management. All pricing and valuation data is obtained from Interactive Data Corporation.

CCSF Pooled Fund Investment Earnings Statistics *

<i>(in \$ million)</i>	Current Month		Prior Month	
	Fiscal YTD	November 2024	Fiscal YTD	October 2024
Average Daily Balance	\$ 15,907	\$ 16,083	\$ 15,864	\$ 16,044
Net Earnings	242.09	47.29	194.80	48.59
Earned Income Return	3.63%	3.58%	3.64%	3.57%

CCSF Pooled Fund Statistics *

<i>(in \$ million)</i>	% of Portfolio	Book Value	Market Value	Wtd. Avg. Coupon	Wtd. Avg. YTM	WAM
U.S. Treasuries	24.12%	\$ 4,013.2	\$ 3,930.0	1.89%	2.20%	703
Federal Agencies	41.48%	6,814.0	6,757.9	3.55%	3.59%	734
Public Time Deposits	0.31%	50.0	50.0	5.01%	5.01%	87
Negotiable CDs	9.37%	1,526.0	1,526.3	4.80%	4.80%	190
Commercial Paper	7.51%	1,224.0	1,224.1	0.00%	5.14%	65
Medium Term Notes	0.75%	123.9	122.9	3.74%	4.09%	704
Money Market Funds	13.35%	2,175.4	2,175.4	4.56%	4.56%	1
Supranationals	2.46%	404.2	401.4	2.65%	2.61%	481
Secured Bank Deposit	0.63%	102.3	102.3	4.65%	4.65%	1
Totals	100.0%	\$ 16,433.1	\$ 16,290.3	3.12%	3.60%	516

In the remainder of this report, we provide additional information and analytics at the security-level and portfolio-level, as recommended by the California Debt and Investment Advisory Commission.

Respectfully,

José Cisneros
Treasurer

cc: Treasury Oversight Committee: Aimee Brown, Kevin Kone, Brenda Kwee McNulty
Greg Wagner - Controller, Office of the Controller
Mark de la Rosa - Director of Audits, Office of the Controller
Mayor's Office of Public Policy and Finance
San Francisco County Transportation Authority
San Francisco Public Library
San Francisco Health Service System

Portfolio Summary

Pooled Fund

As of November 30, 2024

<i>(in \$ million)</i>							
Security Type	Par Value	Book Value	Market Value	Market/Book Price	Current % Allocation	Max. Policy Allocation	Compliant?
U.S. Treasuries	\$ 4,028.0	\$ 4,013.2	\$ 3,930.0	97.93	24.42%	100%	Yes
Federal Agencies	6,818.7	6,814.0	6,757.9	99.18	41.47%	100%	Yes
State & Local Government							
Agency Obligations	-	-	-	-	0.00%	20%	Yes
Public Time Deposits	50.0	50.0	50.0	100.00	0.30%	100%	Yes
Negotiable CDs	1,526.0	1,526.0	1,526.3	100.02	9.29%	30%	Yes
Bankers Acceptances	-	-	-	-	0.00%	40%	Yes
Commercial Paper	1,235.0	1,224.0	1,224.1	100.01	7.45%	25%	Yes
Medium Term Notes	124.6	123.9	122.9	99.24	0.75%	30%	Yes
Repurchase Agreements	-	-	-	-	0.00%	10%	Yes
Reverse Repurchase/							
Securities Lending Agreements	-	-	-	-	0.00%	\$75mm	Yes
Money Market Funds - Government	2,175.4	2,175.4	2,175.4	100.00	13.24%	20%	Yes
LAIF	-	-	-	-	0.00%	\$50mm	Yes
Supranationals	405.0	404.2	401.4	99.30	2.46%	30%	Yes
Secured Bank Deposit	102.3	102.3	102.3	100.00	0.62%	N/A	Yes
TOTAL	\$ 16,465.1	\$ 16,433.1	\$ 16,290.3	99.13	100.00%	-	Yes

The City and County of San Francisco uses the following methodology to determine compliance: Compliance is pre-trade and calculated on a book value basis of the overall portfolio value. Cash balances are included in the City's compliance calculations.

Please note the information in this report does not include cash balances. Due to fluctuations in the market value of the securities held in the Pooled Fund and changes in the City's cash position, the allocation limits may be exceeded on a post-trade compliance basis. In these instances, no compliance violation has occurred, as the policy limits were not exceeded prior to trade execution. The full Investment Policy can be found at <https://sftreasurer.org/banking-investments/investments>

Totals may not add due to rounding.

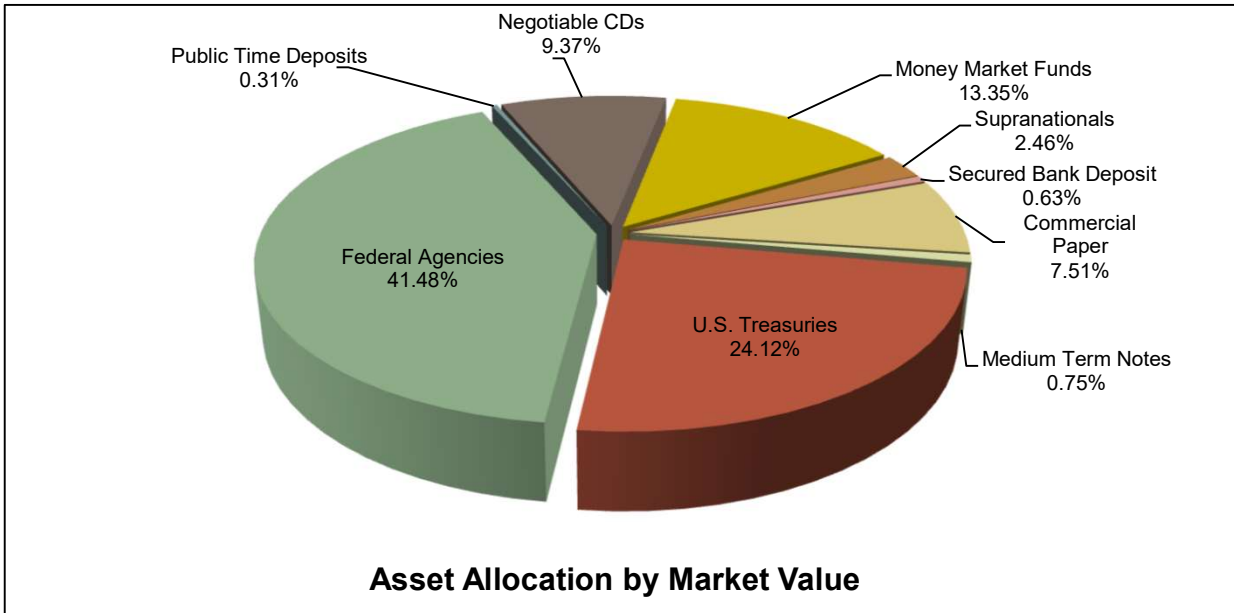
City and County of San Francisco

Pooled Fund Portfolio Statistics

For the month ended November 30, 2024

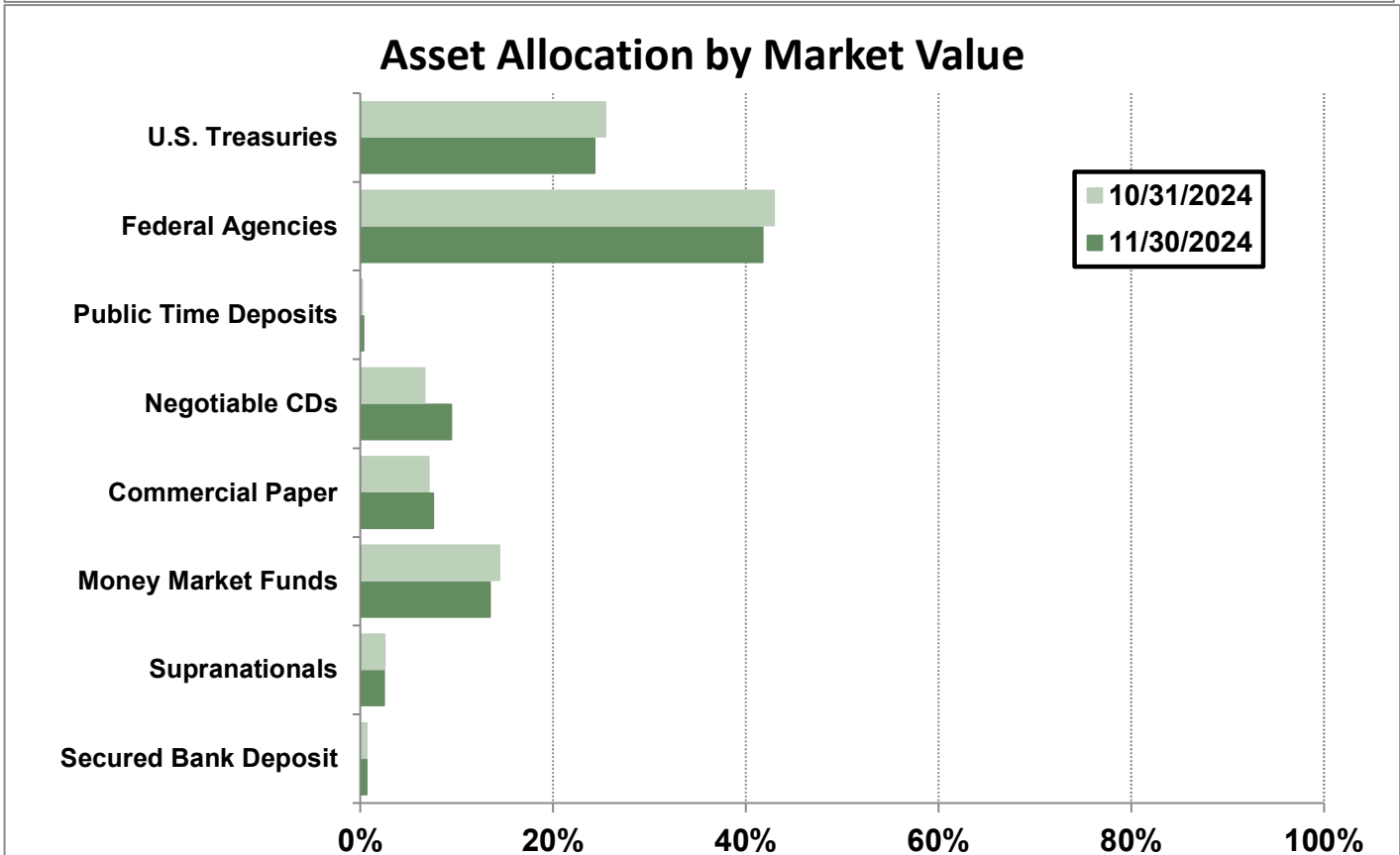
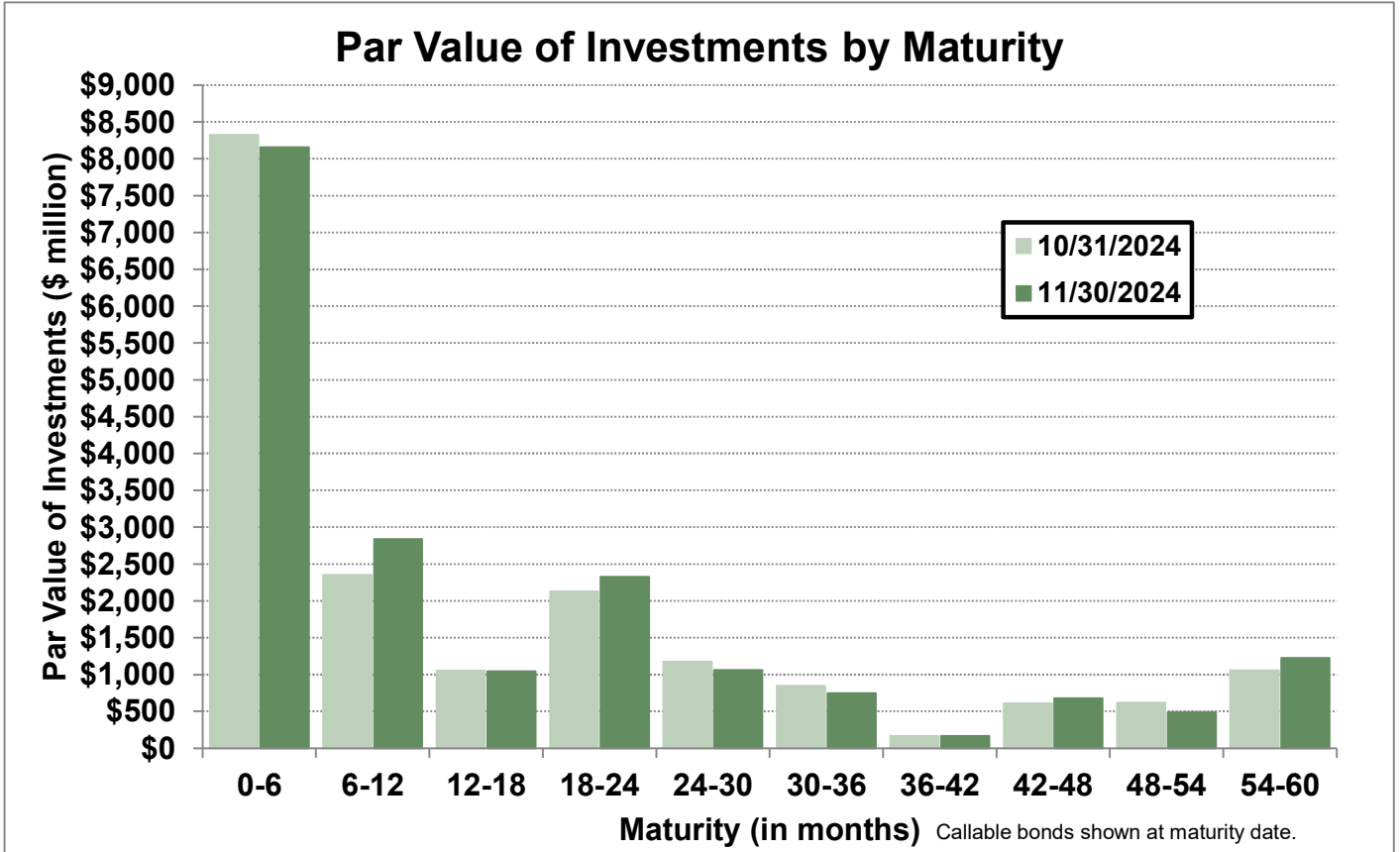
Average Daily Balance	\$16,083,182,202
Net Earnings	\$47,291,203
Earned Income Return	3.58%
Weighted Average Maturity	516 days

Investment Type	(\$ million)	Par Value	Book Value	Market Value
U.S. Treasuries	\$ 4,028.0	\$ 4,013.2	\$ 3,930.0	
Federal Agencies	6,818.7	6,814.0	6,757.9	
Public Time Deposits	50.0	50.0	50.0	
Negotiable CDs	1,526.0	1,526.0	1,526.3	
Commercial Paper	1,235.0	1,224.0	1,224.1	
Medium Term Notes	124.6	123.9	122.9	
Money Market Funds	2,175.4	2,175.4	2,175.4	
Supranationals	405.0	404.2	401.4	
Secured Bank Deposit	102.3	102.3	102.3	
Total	\$ 16,465.1	\$ 16,433.1	\$ 16,290.3	

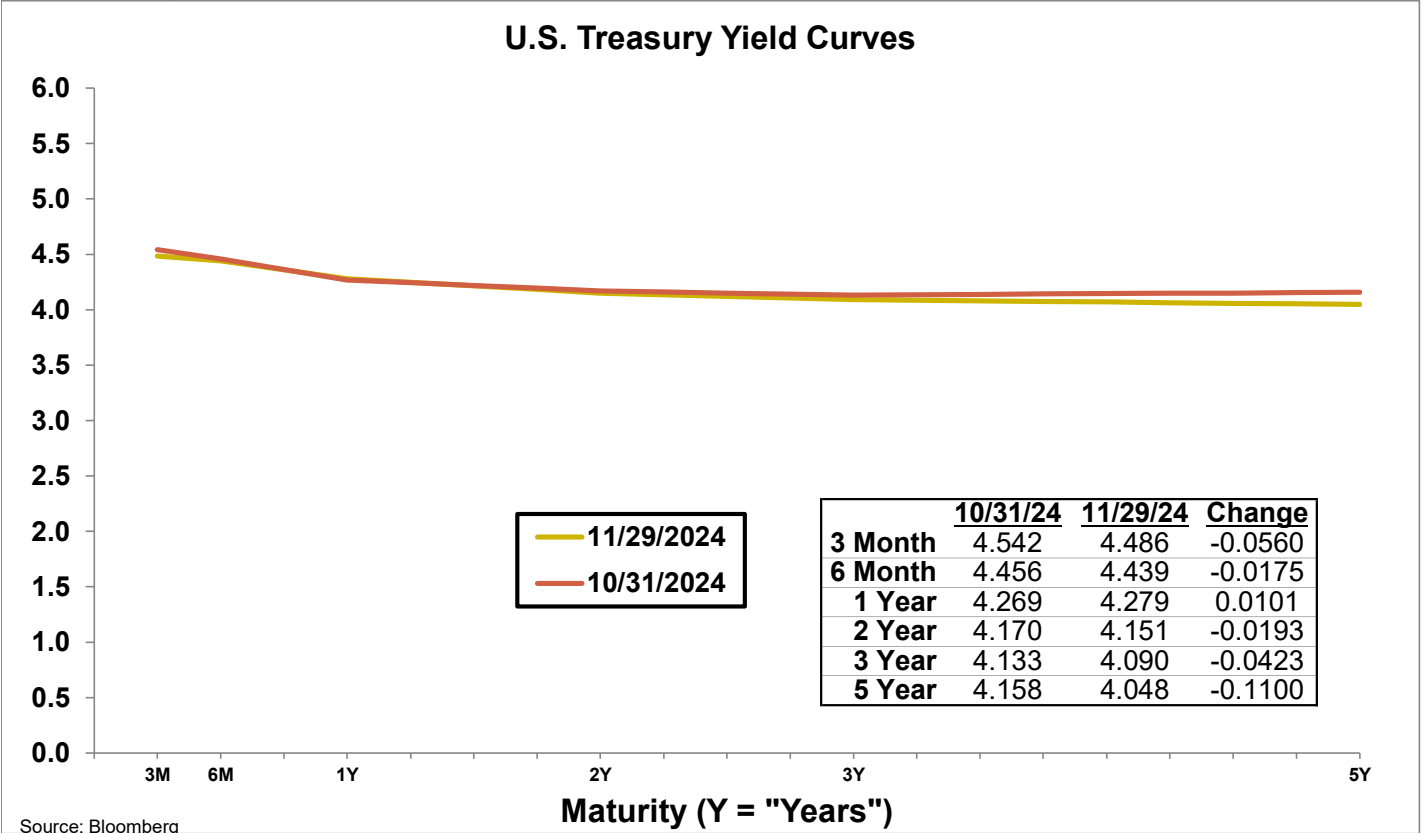
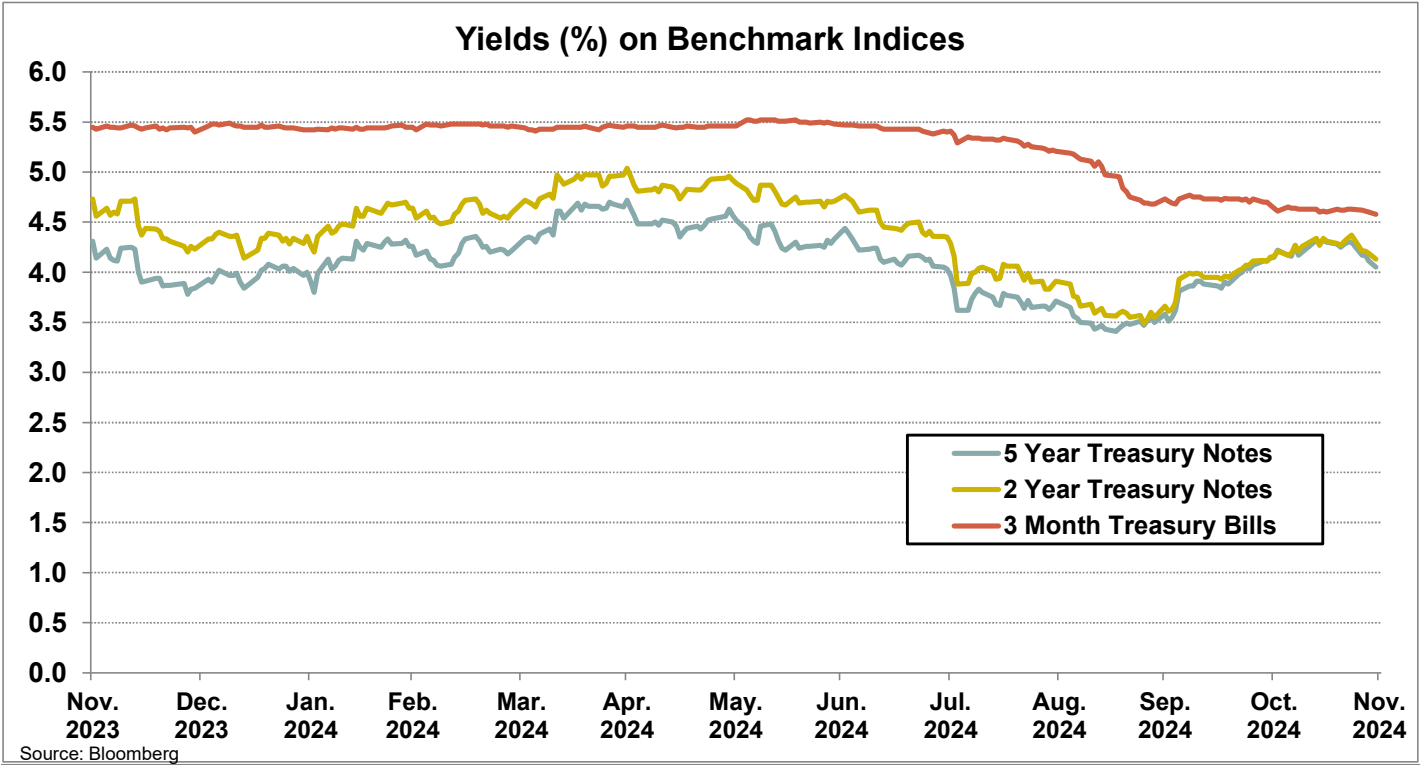


Portfolio Analysis

Pooled Fund



Yield Curves



Investment Inventory

Pooled Fund

As of November 30, 2024

Type of Investment	CUSIP	Issuer Name	Maturity		Coupon	Par Value	Original Cost	Amortized	
			Settle Date	Date				Book Value	Market Value
U.S. Treasuries	912797MP9	U.S. Treasury Bill	8/28/2024	12/17/2024	0.00	\$ 75,000,000	\$ 73,858,781	\$ 74,835,500	\$ 74,832,795
U.S. Treasuries	912828YY0	U.S. Treasury Note	3/15/2021	12/31/2024	1.75	50,000,000	52,226,563	50,048,159	49,878,905
U.S. Treasuries	912797MX2	U.S. Treasury Bill	9/19/2024	1/14/2025	0.00	68,000,000	66,966,162	67,611,206	67,619,030
U.S. Treasuries	912828Z52	U.S. Treasury Note	3/30/2021	1/31/2025	1.38	50,000,000	51,515,625	50,065,897	49,759,765
U.S. Treasuries	912828Z52	U.S. Treasury Note	4/15/2021	1/31/2025	1.38	50,000,000	51,507,813	50,066,313	49,759,765
U.S. Treasuries	912828ZC7	U.S. Treasury Note	3/15/2021	2/28/2025	1.13	50,000,000	51,011,719	50,062,270	49,597,655
U.S. Treasuries	912828ZC7	U.S. Treasury Note	3/31/2021	2/28/2025	1.13	50,000,000	50,998,047	50,062,116	49,597,655
U.S. Treasuries	912828ZF0	U.S. Treasury Note	4/15/2021	3/31/2025	0.50	50,000,000	49,779,297	49,981,684	49,367,190
U.S. Treasuries	912828ZF0	U.S. Treasury Note	4/19/2021	3/31/2025	0.50	50,000,000	49,839,844	49,986,672	49,367,190
U.S. Treasuries	912828ZL7	U.S. Treasury Note	5/18/2021	4/30/2025	0.38	50,000,000	49,615,234	49,960,004	49,183,595
U.S. Treasuries	912828XB1	U.S. Treasury Note	9/2/2021	5/15/2025	2.13	50,000,000	52,849,609	50,348,028	49,488,280
U.S. Treasuries	912828ZW3	U.S. Treasury Note	3/8/2021	6/30/2025	0.25	50,000,000	49,140,625	49,884,871	48,835,940
U.S. Treasuries	912828ZW3	U.S. Treasury Note	3/9/2021	6/30/2025	0.25	50,000,000	49,042,969	49,871,707	48,835,940
U.S. Treasuries	912828ZW3	U.S. Treasury Note	5/12/2021	6/30/2025	0.25	50,000,000	49,281,250	49,899,565	48,835,940
U.S. Treasuries	912828ZW3	U.S. Treasury Note	5/13/2021	6/30/2025	0.25	50,000,000	49,183,594	49,885,844	48,835,940
U.S. Treasuries	912828ZW3	U.S. Treasury Note	5/18/2021	6/30/2025	0.25	50,000,000	49,253,906	49,895,329	48,835,940
U.S. Treasuries	912828ZW3	U.S. Treasury Note	7/12/2021	6/30/2025	0.25	50,000,000	49,310,547	49,899,603	48,835,940
U.S. Treasuries	912828ZW3	U.S. Treasury Note	8/5/2021	6/30/2025	0.25	50,000,000	49,500,000	49,925,965	48,835,940
U.S. Treasuries	912828ZW3	U.S. Treasury Note	8/6/2021	6/30/2025	0.25	50,000,000	49,406,250	49,912,022	48,835,940
U.S. Treasuries	912828ZW3	U.S. Treasury Note	12/7/2021	6/30/2025	0.25	50,000,000	48,628,906	49,777,632	48,835,940
U.S. Treasuries	91282CHL8	U.S. Treasury Note	2/6/2024	6/30/2025	4.63	50,000,000	49,976,563	49,990,303	50,062,500
U.S. Treasuries	91282CAB7	U.S. Treasury Note	8/5/2021	7/31/2025	0.25	50,000,000	49,458,984	49,910,078	48,648,440
U.S. Treasuries	91282CAB7	U.S. Treasury Note	8/6/2021	7/31/2025	0.25	50,000,000	49,363,281	49,894,099	48,648,440
U.S. Treasuries	91282CFK2	U.S. Treasury Note	10/7/2022	9/15/2025	3.50	50,000,000	48,968,750	49,723,464	49,664,065
U.S. Treasuries	91282CAM3	U.S. Treasury Note	5/12/2021	9/30/2025	0.25	50,000,000	49,109,375	49,831,548	48,335,940
U.S. Treasuries	91282CAM3	U.S. Treasury Note	7/26/2021	9/30/2025	0.25	50,000,000	49,281,250	49,857,380	48,335,940
U.S. Treasuries	91282CAT8	U.S. Treasury Note	2/25/2021	10/31/2025	0.25	50,000,000	49,298,828	49,862,966	48,166,015
U.S. Treasuries	91282CAT8	U.S. Treasury Note	3/2/2021	10/31/2025	0.25	50,000,000	49,078,125	49,819,304	48,166,015
U.S. Treasuries	91282CAT8	U.S. Treasury Note	3/4/2021	10/31/2025	0.25	50,000,000	49,048,828	49,813,342	48,166,015
U.S. Treasuries	91282CBC4	U.S. Treasury Note	2/25/2021	12/31/2025	0.38	50,000,000	49,455,078	49,878,393	47,917,970
U.S. Treasuries	91282CBC4	U.S. Treasury Note	2/26/2021	12/31/2025	0.38	50,000,000	49,271,484	49,837,330	47,917,970
U.S. Treasuries	91282CBW0	U.S. Treasury Note	6/28/2021	4/30/2026	0.75	50,000,000	49,662,109	49,901,520	47,621,095
U.S. Treasuries	91282CBW0	U.S. Treasury Note	7/2/2021	4/30/2026	0.75	50,000,000	49,730,469	49,921,266	47,621,095
U.S. Treasuries	912828R36	U.S. Treasury Note	7/23/2021	5/15/2026	1.63	50,000,000	52,203,125	50,664,574	48,167,970
U.S. Treasuries	912828R36	U.S. Treasury Note	8/27/2021	5/15/2026	1.63	50,000,000	51,890,625	50,581,900	48,167,970
U.S. Treasuries	91282CCJ8	U.S. Treasury Note	7/2/2021	6/30/2026	0.88	50,000,000	49,931,641	49,978,413	47,445,315
U.S. Treasuries	91282CCJ8	U.S. Treasury Note	7/14/2021	6/30/2026	0.88	50,000,000	50,070,313	50,022,351	47,445,315
U.S. Treasuries	91282CCJ8	U.S. Treasury Note	7/22/2021	6/30/2026	0.88	50,000,000	50,345,703	50,110,380	47,445,315
U.S. Treasuries	91282CCJ8	U.S. Treasury Note	7/22/2021	6/30/2026	0.88	50,000,000	50,328,125	50,104,767	47,445,315
U.S. Treasuries	91282CCJ8	U.S. Treasury Note	8/6/2021	6/30/2026	0.88	50,000,000	50,406,250	50,130,799	47,445,315
U.S. Treasuries	91282CCJ8	U.S. Treasury Note	8/10/2021	6/30/2026	0.88	50,000,000	50,240,234	50,077,521	47,445,315
U.S. Treasuries	91282CCJ8	U.S. Treasury Note	9/24/2021	6/30/2026	0.88	50,000,000	49,937,500	49,979,310	47,445,315
U.S. Treasuries	91282CCJ8	U.S. Treasury Note	10/14/2021	6/30/2026	0.88	50,000,000	49,593,750	49,863,953	47,445,315
U.S. Treasuries	91282CCJ8	U.S. Treasury Note	1/4/2022	6/30/2026	0.88	50,000,000	49,027,344	49,657,967	47,445,315
U.S. Treasuries	91282CCW9	U.S. Treasury Note	9/28/2021	8/31/2026	0.75	50,000,000	49,449,219	49,804,561	47,121,095
U.S. Treasuries	91282CCZ2	U.S. Treasury Note	10/8/2021	9/30/2026	0.88	50,000,000	49,689,453	49,885,894	47,097,655
U.S. Treasuries	91282CCZ2	U.S. Treasury Note	10/8/2021	9/30/2026	0.88	50,000,000	49,671,875	49,879,435	47,097,655
U.S. Treasuries	91282CCZ2	U.S. Treasury Note	10/19/2021	9/30/2026	0.88	50,000,000	49,318,359	49,748,016	47,097,655
U.S. Treasuries	91282CDK4	U.S. Treasury Note	12/3/2021	11/30/2026	1.25	50,000,000	50,072,266	50,028,898	47,218,750

Investment Inventory

Pooled Fund

Type of Investment	CUSIP	Issuer Name	Maturity			Amortized			
			Settle Date	Date	Coupon	Par Value	Original Cost	Book Value	Market Value
U.S. Treasuries	91282CDK4	U.S. Treasury Note	12/7/2021	11/30/2026	1.25	50,000,000	50,117,188	50,046,965	47,218,750
U.S. Treasuries	91282CDK4	U.S. Treasury Note	3/29/2022	11/30/2026	1.25	50,000,000	47,078,125	48,752,169	47,218,750
U.S. Treasuries	91282CDQ1	U.S. Treasury Note	3/29/2022	12/31/2026	1.25	50,000,000	47,107,422	48,735,121	47,136,720
U.S. Treasuries	91282CEF4	U.S. Treasury Note	4/6/2022	3/31/2027	2.50	25,000,000	24,757,813	24,886,890	24,107,423
U.S. Treasuries	91282CKV2	U.S. Treasury Note	6/26/2024	6/15/2027	4.63	50,000,000	50,199,219	50,170,181	50,529,450
U.S. Treasuries	91282CKV2	U.S. Treasury Note	7/9/2024	6/15/2027	4.63	50,000,000	50,292,969	50,253,304	50,529,450
U.S. Treasuries	91282CKV2	U.S. Treasury Note	10/8/2024	6/15/2027	4.63	50,000,000	50,906,250	50,856,314	50,529,450
U.S. Treasuries	91282CEW7	U.S. Treasury Note	3/21/2024	6/30/2027	3.25	50,000,000	48,203,125	48,586,238	48,964,845
U.S. Treasuries	91282CEW7	U.S. Treasury Note	4/3/2024	6/30/2027	3.25	50,000,000	48,113,281	48,499,237	48,964,845
U.S. Treasuries	91282CEW7	U.S. Treasury Note	9/26/2024	6/30/2027	3.25	50,000,000	49,683,594	49,704,331	48,964,845
U.S. Treasuries	91282CLL3	U.S. Treasury Note	10/1/2024	9/15/2027	3.38	50,000,000	49,785,156	49,797,302	49,050,780
U.S. Treasuries	9128284N7	U.S. Treasury Note	4/9/2024	5/15/2028	2.88	65,000,000	61,082,227	61,699,858	62,455,861
U.S. Treasuries	91282CHK0	U.S. Treasury Note	1/5/2024	6/30/2028	4.00	50,000,000	49,974,609	49,979,740	49,847,655
U.S. Treasuries	91282CHK0	U.S. Treasury Note	1/18/2024	6/30/2028	4.00	50,000,000	49,927,734	49,941,876	49,847,655
U.S. Treasuries	91282CHK0	U.S. Treasury Note	1/18/2024	6/30/2028	4.00	50,000,000	49,904,297	49,923,025	49,847,655
U.S. Treasuries	91282CHK0	U.S. Treasury Note	2/6/2024	6/30/2028	4.00	50,000,000	49,677,734	49,737,733	49,847,655
U.S. Treasuries	91282CHK0	U.S. Treasury Note	2/27/2024	6/30/2028	4.00	50,000,000	49,298,828	49,421,810	49,847,655
U.S. Treasuries	91282CHK0	U.S. Treasury Note	5/13/2024	6/30/2028	4.00	50,000,000	48,939,453	49,081,422	49,847,655
U.S. Treasuries	91282CHX2	U.S. Treasury Note	12/12/2023	8/31/2028	4.38	50,000,000	50,115,234	50,091,506	50,468,750
U.S. Treasuries	91282CJW2	U.S. Treasury Note	10/8/2024	1/31/2029	4.00	65,000,000	65,266,602	65,257,467	64,768,945
U.S. Treasuries	9128286B1	U.S. Treasury Note	4/11/2024	2/15/2029	2.63	50,000,000	45,710,938	46,277,646	47,207,030
U.S. Treasuries	91282CKD2	U.S. Treasury Note	4/8/2024	2/28/2029	4.25	50,000,000	49,773,438	49,803,485	50,324,220
U.S. Treasuries	91282CKP5	U.S. Treasury Note	10/24/2024	4/30/2029	4.63	50,000,000	51,171,875	51,144,870	51,099,610
U.S. Treasuries	91282CKT7	U.S. Treasury Note	10/23/2024	5/31/2029	4.50	50,000,000	51,039,063	51,014,956	50,880,860
U.S. Treasuries	91282CLC3	U.S. Treasury Note	10/1/2024	7/31/2029	4.00	50,000,000	51,046,875	51,010,674	49,655,000
U.S. Treasuries	91282CLC3	U.S. Treasury Note	10/24/2024	7/31/2029	4.00	50,000,000	49,888,672	49,891,102	49,655,000
U.S. Treasuries	91282CLC3	U.S. Treasury Note	10/7/2024	7/31/2029	4.00	65,000,000	65,563,672	65,546,037	64,551,500
U.S. Treasuries	91282CFJ5	U.S. Treasury Note	10/1/2024	8/31/2029	3.13	50,000,000	49,041,016	49,073,605	47,933,595
U.S. Treasuries	91282CFJ5	U.S. Treasury Note	10/3/2024	8/31/2029	3.13	65,000,000	63,664,453	63,708,400	62,313,674
U.S. Treasuries	91282CLR0	U.S. Treasury Note	11/25/2024	10/31/2029	4.13	50,000,000	49,611,328	49,612,623	50,132,815
Subtotals					1.89	\$ 4,028,000,000	\$ 4,003,737,834	\$ 4,013,246,009	\$ 3,929,971,467

Federal Agencies	3133ELCP7	Federal Farm Credit Bank	12/3/2019	12/3/2024	1.63	\$ 25,000,000	\$ 24,960,000	\$ 24,999,956	\$ 24,991,600
Federal Agencies	3133ENGQ7	Federal Farm Credit Bank	12/9/2021	12/9/2024	0.92	50,000,000	49,985,000	49,999,891	49,948,550
Federal Agencies	3133ENGQ7	Federal Farm Credit Bank	12/9/2021	12/9/2024	0.92	50,000,000	49,963,000	49,999,730	49,948,550
Federal Agencies	3133EN4N7	Federal Farm Credit Bank	12/20/2022	12/20/2024	4.25	10,000,000	9,982,900	9,999,556	9,997,460
Federal Agencies	3133EN4N7	Federal Farm Credit Bank	12/20/2022	12/20/2024	4.25	25,000,000	24,954,500	24,998,817	24,993,650
Federal Agencies	3133EN4N7	Federal Farm Credit Bank	12/20/2022	12/20/2024	4.25	25,000,000	24,954,500	24,998,817	24,993,650
Federal Agencies	3133ENKS8	Federal Farm Credit Bank	1/11/2022	1/6/2025	1.13	20,000,000	19,955,000	19,998,515	19,928,880
Federal Agencies	3133ENKS8	Federal Farm Credit Bank	1/11/2022	1/6/2025	1.13	25,000,000	24,943,750	24,998,144	24,911,100
Federal Agencies	3133ENKS8	Federal Farm Credit Bank	1/11/2022	1/6/2025	1.13	25,000,000	24,943,750	24,998,144	24,911,100
Federal Agencies	3135GOX24	Fannie Mae	4/21/2021	1/7/2025	1.63	39,060,000	40,632,556	39,102,877	38,937,547
Federal Agencies	3133ENZ37	Federal Farm Credit Bank	11/10/2022	1/10/2025	4.88	10,000,000	9,999,400	9,999,970	10,002,360
Federal Agencies	3133ENZ37	Federal Farm Credit Bank	11/10/2022	1/10/2025	4.88	20,000,000	19,998,800	19,999,939	20,004,720
Federal Agencies	3133ENZ37	Federal Farm Credit Bank	11/10/2022	1/10/2025	4.88	20,000,000	19,999,580	19,999,979	20,004,720
Federal Agencies	3130BOMZ9	Federal Home Loan Bank	3/27/2024	1/27/2025	5.10	115,000,000	115,000,000	115,000,000	115,090,045
Federal Agencies	3133EPAG0	Federal Farm Credit Bank	2/10/2023	2/10/2025	4.25	10,000,000	9,947,200	9,994,872	9,992,760
Federal Agencies	3133EPAG0	Federal Farm Credit Bank	2/10/2023	2/10/2025	4.25	29,875,000	29,716,065	29,859,563	29,853,371
Federal Agencies	3137EAEP0	Freddie Mac	2/14/2020	2/12/2025	1.50	5,000,000	4,996,150	4,999,846	4,969,235
Federal Agencies	3137EAEP0	Freddie Mac	2/14/2020	2/12/2025	1.50	5,000,000	4,996,150	4,999,846	4,969,235

Investment Inventory

Pooled Fund

Type of Investment	CUSIP	Issuer Name	Maturity			Amortized			
			Settle Date	Date	Coupon	Par Value	Original Cost	Book Value	Market Value
Federal Agencies	3137EAEP0	Freddie Mac	2/14/2020	2/12/2025	1.50	5,000,000	4,996,150	4,999,846	4,969,235
Federal Agencies	3137EAEP0	Freddie Mac	2/14/2020	2/12/2025	1.50	15,000,000	14,988,450	14,998,538	14,907,705
Federal Agencies	3137EAEP0	Freddie Mac	2/14/2020	2/12/2025	1.50	50,000,000	49,961,500	49,998,460	49,692,350
Federal Agencies	3137EAEP0	Freddie Mac	4/21/2021	2/12/2025	1.50	53,532,000	55,450,052	53,632,515	53,202,618
Federal Agencies	3130AUVZ4	Federal Home Loan Bank	2/13/2023	2/13/2025	4.50	50,000,000	49,921,500	49,992,053	49,989,600
Federal Agencies	3130AV7L0	Federal Home Loan Bank	3/3/2023	2/28/2025	5.00	25,000,000	24,967,000	24,995,966	25,025,100
Federal Agencies	3130AV7L0	Federal Home Loan Bank	3/3/2023	2/28/2025	5.00	35,000,000	34,953,800	34,994,352	35,035,140
Federal Agencies	3133ELQY3	Federal Farm Credit Bank	3/23/2020	3/3/2025	1.21	16,000,000	15,990,720	15,999,527	15,862,704
Federal Agencies	3133ELQY3	Federal Farm Credit Bank	3/23/2020	3/3/2025	1.21	24,000,000	23,964,240	23,998,178	23,794,056
Federal Agencies	3133EMWT5	Federal Farm Credit Bank	4/21/2021	4/21/2025	0.60	50,000,000	49,973,500	49,997,443	49,245,250
Federal Agencies	3135G03U5	Fannie Mae	12/8/2021	4/22/2025	0.63	37,938,000	37,967,792	37,872,225	37,365,060
Federal Agencies	3135G03U5	Fannie Mae	7/12/2021	4/22/2025	0.63	50,000,000	50,108,000	50,011,113	49,244,900
Federal Agencies	3135G03U5	Fannie Mae	12/8/2021	4/22/2025	0.63	50,000,000	49,243,950	49,912,787	49,244,900
Federal Agencies	3133ENXE5	Federal Farm Credit Bank	5/23/2022	5/23/2025	2.85	6,000,000	5,991,600	5,998,674	5,953,896
Federal Agencies	3133ENXE5	Federal Farm Credit Bank	5/23/2022	5/23/2025	2.85	20,000,000	19,972,000	19,995,580	19,846,320
Federal Agencies	3130AWER7	Federal Home Loan Bank	6/12/2023	6/6/2025	4.63	10,000,000	9,991,700	9,997,859	10,009,330
Federal Agencies	3130AWER7	Federal Home Loan Bank	6/12/2023	6/6/2025	4.63	15,000,000	14,987,550	14,996,789	15,013,995
Federal Agencies	3130AWER7	Federal Home Loan Bank	6/12/2023	6/6/2025	4.63	25,000,000	24,979,250	24,994,648	25,023,325
Federal Agencies	3130AWER7	Federal Home Loan Bank	6/12/2023	6/6/2025	4.63	52,000,000	51,956,840	51,988,868	52,048,516
Federal Agencies	3130ASG86	Federal Home Loan Bank	8/4/2022	6/13/2025	3.38	11,940,000	12,000,178	11,951,182	11,873,518
Federal Agencies	3130ASG86	Federal Home Loan Bank	8/3/2022	6/13/2025	3.38	12,700,000	12,806,045	12,719,687	12,629,286
Federal Agencies	3130ATST5	Federal Home Loan Bank	5/10/2023	6/13/2025	4.38	3,000,000	3,012,270	3,003,112	2,999,088
Federal Agencies	3130ATST5	Federal Home Loan Bank	5/8/2023	6/13/2025	4.38	9,915,000	9,975,878	9,930,398	9,911,986
Federal Agencies	3130ATST5	Federal Home Loan Bank	5/8/2023	6/13/2025	4.38	10,000,000	10,065,000	10,016,441	9,996,960
Federal Agencies	3130ATST5	Federal Home Loan Bank	5/11/2023	6/13/2025	4.38	10,000,000	10,036,000	10,009,141	9,996,960
Federal Agencies	3130ATST5	Federal Home Loan Bank	5/17/2023	6/13/2025	4.38	24,000,000	24,079,440	24,020,332	23,992,704
Federal Agencies	3130ATST5	Federal Home Loan Bank	5/9/2023	6/13/2025	4.38	25,500,000	25,624,695	25,531,581	25,492,248
Federal Agencies	3130AWLY4	Federal Home Loan Bank	7/25/2023	6/13/2025	5.13	10,800,000	10,818,036	10,805,078	10,839,355
Federal Agencies	3130AWLY4	Federal Home Loan Bank	7/25/2023	6/13/2025	5.13	48,150,000	48,241,967	48,175,895	48,325,459
Federal Agencies	3133EN4B3	Federal Farm Credit Bank	12/13/2022	6/13/2025	4.25	15,000,000	14,988,383	14,997,531	14,985,570
Federal Agencies	3133EN4B3	Federal Farm Credit Bank	12/13/2022	6/13/2025	4.25	15,000,000	14,989,800	14,997,833	14,985,570
Federal Agencies	3133EN4B3	Federal Farm Credit Bank	12/13/2022	6/13/2025	4.25	15,000,000	14,989,050	14,997,673	14,985,570
Federal Agencies	3133ENYQ7	Federal Farm Credit Bank	6/13/2022	6/13/2025	2.95	50,000,000	49,975,500	49,995,663	49,609,750
Federal Agencies	3135G04Z3	Fannie Mae	12/8/2021	6/17/2025	0.50	4,655,000	4,556,640	4,639,868	4,557,408
Federal Agencies	3135G04Z3	Fannie Mae	12/8/2021	6/17/2025	0.50	10,000,000	9,789,600	9,967,631	9,790,350
Federal Agencies	3130AN4A5	Federal Home Loan Bank	7/12/2021	6/30/2025	0.70	17,680,000	17,734,631	17,687,955	17,303,522
Federal Agencies	3133EPKA2	Federal Farm Credit Bank	5/18/2023	8/18/2025	4.00	25,000,000	24,982,000	24,994,313	24,928,700
Federal Agencies	3133EPKA2	Federal Farm Credit Bank	5/18/2023	8/18/2025	4.00	26,500,000	26,483,835	26,494,893	26,424,422
Federal Agencies	3133EPKA2	Federal Farm Credit Bank	5/18/2023	8/18/2025	4.00	30,000,000	29,981,700	29,994,219	29,914,440
Federal Agencies	3135G05X7	Fannie Mae	3/4/2021	8/25/2025	0.38	25,000,000	24,684,250	24,948,437	24,276,225
Federal Agencies	3135G05X7	Fannie Mae	2/25/2021	8/25/2025	0.38	72,500,000	71,862,000	72,396,257	70,401,053
Federal Agencies	3130A8ZQ9	Federal Home Loan Bank	11/2/2021	9/12/2025	1.75	10,295,000	10,575,333	10,351,663	10,087,020
Federal Agencies	3133EPVY8	Federal Farm Credit Bank	9/15/2023	9/15/2025	5.00	8,230,000	8,224,074	8,227,665	8,268,270
Federal Agencies	3133EPVY8	Federal Farm Credit Bank	9/15/2023	9/15/2025	5.00	15,000,000	14,981,850	14,992,849	15,069,750
Federal Agencies	3133EPVY8	Federal Farm Credit Bank	9/15/2023	9/15/2025	5.00	20,000,000	19,975,800	19,990,466	20,093,000
Federal Agencies	3137EAEX3	Freddie Mac	3/4/2021	9/23/2025	0.38	22,600,000	22,295,352	22,545,808	21,879,806
Federal Agencies	3133EPDL6	Federal Farm Credit Bank	3/15/2023	10/1/2025	4.85	50,000,000	50,000,000	50,000,000	50,188,850
Federal Agencies	3133EPYW9	Federal Farm Credit Bank	10/20/2023	10/20/2025	5.13	24,000,000	23,923,440	23,966,171	24,153,696
Federal Agencies	3133EPYW9	Federal Farm Credit Bank	10/20/2023	10/20/2025	5.13	25,000,000	24,985,500	24,993,593	25,160,100
Federal Agencies	3133EPYW9	Federal Farm Credit Bank	10/20/2023	10/20/2025	5.13	35,000,000	34,972,350	34,987,783	35,224,140

Investment Inventory

Pooled Fund

Type of Investment	CUSIP	Issuer Name	Maturity			Par Value	Original Cost	Amortized	
			Settle Date	Date	Coupon			Book Value	Market Value
Federal Agencies	3133EPYW9	Federal Farm Credit Bank	10/20/2023	10/20/2025	5.13	50,000,000	49,972,000	49,987,628	50,320,200
Federal Agencies	3133ENEG1	Federal Farm Credit Bank	11/17/2021	11/17/2025	1.05	39,675,000	39,622,232	39,662,323	38,437,775
Federal Agencies	3133ENEG1	Federal Farm Credit Bank	11/17/2021	11/17/2025	1.05	55,000,000	54,923,000	54,981,501	53,284,880
Federal Agencies	3133ENHM5	Federal Farm Credit Bank	12/16/2021	12/16/2025	1.17	45,000,000	44,954,100	44,988,062	43,541,505
Federal Agencies	3133ENHM5	Federal Farm Credit Bank	12/16/2021	12/16/2025	1.17	50,000,000	49,949,000	49,986,735	48,379,450
Federal Agencies	3133EN5E6	Federal Farm Credit Bank	12/29/2022	12/29/2025	4.00	15,000,000	14,954,700	14,983,756	14,941,530
Federal Agencies	3133EN5E6	Federal Farm Credit Bank	12/29/2022	12/29/2025	4.00	20,000,000	19,939,600	19,978,342	19,922,040
Federal Agencies	3133EN5E6	Federal Farm Credit Bank	12/29/2022	12/29/2025	4.00	25,000,000	24,923,750	24,972,659	24,902,550
Federal Agencies	3133EN6A3	Federal Farm Credit Bank	1/13/2023	1/13/2026	4.00	20,000,000	19,982,400	19,993,448	19,928,720
Federal Agencies	3133EN6A3	Federal Farm Credit Bank	1/13/2023	1/13/2026	4.00	30,000,000	29,977,200	29,991,512	29,893,080
Federal Agencies	3130AUTC8	Federal Home Loan Bank	2/9/2023	2/6/2026	4.01	21,100,000	20,985,427	21,054,716	21,030,096
Federal Agencies	3133EPJX4	Federal Farm Credit Bank	5/17/2023	2/17/2026	3.63	25,000,000	24,928,500	24,968,546	24,802,275
Federal Agencies	3133EPJX4	Federal Farm Credit Bank	5/17/2023	2/17/2026	3.63	30,000,000	29,905,500	29,958,428	29,762,730
Federal Agencies	3133EPBJ3	Federal Farm Credit Bank	2/23/2023	2/23/2026	4.38	25,000,000	24,953,500	24,980,950	25,022,300
Federal Agencies	3133EPBJ3	Federal Farm Credit Bank	2/23/2023	2/23/2026	4.38	28,000,000	27,954,080	27,978,188	28,024,976
Federal Agencies	3133EPBJ3	Federal Farm Credit Bank	2/23/2023	2/23/2026	4.38	50,000,000	49,918,000	49,966,407	50,044,600
Federal Agencies	3133ENJ35	Federal Farm Credit Bank	8/25/2022	2/25/2026	3.32	35,000,000	34,957,650	34,985,078	34,590,920
Federal Agencies	3130AXB31	Federal Home Loan Bank	11/2/2023	3/13/2026	4.88	10,000,000	9,953,900	9,975,025	10,071,330
Federal Agencies	3130AXB31	Federal Home Loan Bank	11/2/2023	3/13/2026	4.88	10,000,000	9,950,700	9,973,291	10,071,330
Federal Agencies	3130AXB31	Federal Home Loan Bank	11/2/2023	3/13/2026	4.88	10,000,000	9,950,700	9,973,291	10,071,330
Federal Agencies	3130AXB31	Federal Home Loan Bank	4/5/2024	3/13/2026	4.88	25,000,000	25,053,750	25,035,504	25,178,325
Federal Agencies	3130AXB31	Federal Home Loan Bank	4/2/2024	3/13/2026	4.88	36,730,000	36,803,460	36,778,318	36,991,995
Federal Agencies	3133EP5K7	Federal Farm Credit Bank	4/2/2024	3/13/2026	4.50	50,000,000	49,758,000	49,840,825	50,124,200
Federal Agencies	3133EMZ21	Federal Farm Credit Bank	8/9/2021	4/6/2026	0.69	15,500,000	15,458,150	15,487,920	14,780,862
Federal Agencies	3133ENUD0	Federal Farm Credit Bank	4/8/2022	4/8/2026	2.64	20,000,000	19,961,200	19,986,907	19,577,440
Federal Agencies	3133ENUD0	Federal Farm Credit Bank	4/8/2022	4/8/2026	2.64	30,000,000	29,941,800	29,980,361	29,366,160
Federal Agencies	3130AVWS7	Federal Home Loan Bank	5/10/2023	6/12/2026	3.75	17,045,000	16,991,479	17,018,547	16,923,043
Federal Agencies	3130AVWS7	Federal Home Loan Bank	5/17/2023	6/12/2026	3.75	20,000,000	19,939,200	19,969,763	19,856,900
Federal Agencies	3130AWAH3	Federal Home Loan Bank	6/1/2023	6/12/2026	4.00	10,000,000	9,934,300	9,966,883	9,965,250
Federal Agencies	3130AWAH3	Federal Home Loan Bank	6/1/2023	6/12/2026	4.00	15,000,000	14,899,350	14,949,266	14,947,875
Federal Agencies	3130AWLZ1	Federal Home Loan Bank	7/10/2023	6/12/2026	4.75	50,000,000	49,856,000	49,924,764	50,378,150
Federal Agencies	3130B1BT3	Federal Home Loan Bank	6/18/2024	6/12/2026	4.88	13,485,000	13,505,093	13,500,486	13,611,705
Federal Agencies	3133ERHD6	Federal Farm Credit Bank	6/18/2024	6/12/2026	4.88	20,000,000	20,030,400	20,023,430	20,188,060
Federal Agencies	3133ERHD6	Federal Farm Credit Bank	6/18/2024	6/12/2026	4.88	32,000,000	32,051,200	32,039,461	32,300,896
Federal Agencies	3133EPMU6	Federal Farm Credit Bank	6/15/2023	6/15/2026	4.25	20,000,000	19,969,200	19,984,235	20,004,040
Federal Agencies	3133EPMU6	Federal Farm Credit Bank	6/15/2023	6/15/2026	4.25	24,700,000	24,640,226	24,669,404	24,704,989
Federal Agencies	3133EPMU6	Federal Farm Credit Bank	6/15/2023	6/15/2026	4.25	30,000,000	29,951,400	29,975,124	30,006,060
Federal Agencies	3133EPNG6	Federal Farm Credit Bank	6/23/2023	6/23/2026	4.38	25,000,000	24,986,750	24,993,121	25,051,800
Federal Agencies	3133EPNG6	Federal Farm Credit Bank	6/23/2023	6/23/2026	4.38	25,000,000	24,986,750	24,993,121	25,051,800
Federal Agencies	3133EPNG6	Federal Farm Credit Bank	6/23/2023	6/23/2026	4.38	50,000,000	49,973,500	49,986,242	50,103,600
Federal Agencies	3133EPVP7	Federal Farm Credit Bank	9/8/2023	7/8/2026	4.75	10,000,000	9,991,700	9,995,312	10,080,370
Federal Agencies	3133EPVP7	Federal Farm Credit Bank	9/8/2023	7/8/2026	4.75	19,000,000	18,984,800	18,991,415	19,152,703
Federal Agencies	3133EPVP7	Federal Farm Credit Bank	9/8/2023	7/8/2026	4.75	21,000,000	20,982,780	20,990,274	21,168,777
Federal Agencies	3130ANNM8	Federal Home Loan Bank	8/19/2021	7/13/2026	1.05	25,000,000	25,000,000	25,000,000	23,695,750
Federal Agencies	3130ANNM8	Federal Home Loan Bank	8/19/2021	7/13/2026	1.05	25,000,000	25,000,000	25,000,000	23,695,750
Federal Agencies	3130ANNM8	Federal Home Loan Bank	8/19/2021	7/13/2026	1.05	25,000,000	25,000,000	25,000,000	23,695,750
Federal Agencies	3130ANNM8	Federal Home Loan Bank	8/19/2021	7/13/2026	1.05	25,000,000	25,000,000	25,000,000	23,695,750
Federal Agencies	3130ANMP2	Federal Home Loan Bank	8/20/2021	7/27/2026	1.07	25,000,000	25,000,000	25,000,000	23,675,225
Federal Agencies	3130ANMP2	Federal Home Loan Bank	8/20/2021	7/27/2026	1.07	25,000,000	25,000,000	25,000,000	23,675,225
Federal Agencies	3130ANMP2	Federal Home Loan Bank	8/20/2021	7/27/2026	1.07	25,000,000	25,000,000	25,000,000	23,675,225

Investment Inventory

Pooled Fund

Type of Investment	CUSIP	Issuer Name	Settle Date	Maturity		Par Value	Original Cost	Amortized	
				Date	Coupon			Book Value	Market Value
Federal Agencies	3130ANMP2	Federal Home Loan Bank	8/20/2021	7/27/2026	1.07	25,000,000	25,000,000	25,000,000	23,675,225
Federal Agencies	3133EPZY4	Federal Farm Credit Bank	10/30/2023	7/30/2026	5.00	3,000,000	2,991,930	25,000,000	3,036,918
Federal Agencies	3133EPZY4	Federal Farm Credit Bank	10/30/2023	7/30/2026	5.00	9,615,000	9,589,136	25,000,000	9,733,322
Federal Agencies	3133EPZY4	Federal Farm Credit Bank	10/30/2023	7/30/2026	5.00	16,000,000	15,956,960	25,000,000	16,196,896
Federal Agencies	3133EPZY4	Federal Farm Credit Bank	10/30/2023	7/30/2026	5.00	25,000,000	24,936,750	25,000,000	25,307,650
Federal Agencies	3130ANTG5	Federal Home Loan Bank	9/13/2021	8/10/2026	1.05	25,000,000	25,000,000	25,000,000	23,638,400
Federal Agencies	3130ANTG5	Federal Home Loan Bank	9/13/2021	8/10/2026	1.05	25,000,000	25,000,000	25,000,000	23,638,400
Federal Agencies	3130ANTG5	Federal Home Loan Bank	9/13/2021	8/10/2026	1.05	25,000,000	25,000,000	25,000,000	23,638,400
Federal Agencies	3130ANTG5	Federal Home Loan Bank	9/13/2021	8/10/2026	1.05	25,000,000	25,000,000	25,000,000	23,638,400
Federal Agencies	3133EPSW6	Federal Farm Credit Bank	8/14/2023	8/14/2026	4.50	50,000,000	49,885,000	25,000,000	50,221,400
Federal Agencies	3130AP6T7	Federal Home Loan Bank	10/1/2021	9/3/2026	1.08	25,000,000	25,000,000	25,000,000	23,595,450
Federal Agencies	3130AP6T7	Federal Home Loan Bank	10/1/2021	9/3/2026	1.08	25,000,000	25,000,000	25,000,000	23,595,450
Federal Agencies	3130AP6T7	Federal Home Loan Bank	10/1/2021	9/3/2026	1.08	25,000,000	25,000,000	25,000,000	23,595,450
Federal Agencies	3130B2PJ8	Federal Home Loan Bank	9/13/2024	9/4/2026	3.63	19,000,000	18,974,730	25,000,000	18,807,435
Federal Agencies	3130B2PJ8	Federal Home Loan Bank	9/13/2024	9/4/2026	3.63	25,000,000	24,966,750	25,000,000	24,746,625
Federal Agencies	3130B2PJ8	Federal Home Loan Bank	9/13/2024	9/4/2026	3.63	25,900,000	25,865,553	25,000,000	25,637,504
Federal Agencies	3130B2PJ8	Federal Home Loan Bank	9/13/2024	9/4/2026	3.63	50,000,000	49,933,500	25,000,000	49,493,250
Federal Agencies	3133EM4X7	Federal Farm Credit Bank	12/12/2023	9/10/2026	0.80	28,975,000	26,174,277	25,000,000	27,289,553
Federal Agencies	3130AXCP1	Federal Home Loan Bank	10/18/2023	9/11/2026	4.88	11,895,000	11,821,965	25,000,000	12,025,714
Federal Agencies	3130B3A29	Federal Home Loan Bank	10/11/2024	10/9/2026	4.00	15,000,000	14,996,850	25,000,000	14,939,595
Federal Agencies	3130B3A29	Federal Home Loan Bank	10/11/2024	10/9/2026	4.00	25,000,000	24,994,750	25,000,000	24,899,325
Federal Agencies	3130B3A29	Federal Home Loan Bank	10/11/2024	10/9/2026	4.00	25,000,000	24,994,750	25,000,000	24,899,325
Federal Agencies	3130B3A29	Federal Home Loan Bank	10/11/2024	10/9/2026	4.00	50,000,000	49,989,500	25,000,000	49,798,650
Federal Agencies	3130APPR0	Federal Home Loan Bank	11/18/2021	10/19/2026	1.43	25,000,000	25,000,000	25,000,000	23,675,725
Federal Agencies	3130APPR0	Federal Home Loan Bank	11/18/2021	10/19/2026	1.43	25,000,000	25,000,000	25,000,000	23,675,725
Federal Agencies	3130APPR0	Federal Home Loan Bank	11/18/2021	10/19/2026	1.43	25,000,000	25,000,000	25,000,000	23,675,725
Federal Agencies	3130APPR0	Federal Home Loan Bank	11/18/2021	10/19/2026	1.43	25,000,000	25,000,000	25,000,000	23,675,725
Federal Agencies	3133EPZA6	Federal Farm Credit Bank	10/20/2023	10/20/2026	4.88	14,000,000	13,904,940	25,000,000	14,163,156
Federal Agencies	3133EPZA6	Federal Farm Credit Bank	10/20/2023	10/20/2026	4.88	30,000,000	29,834,100	25,000,000	30,349,620
Federal Agencies	3130AQ7L1	Federal Home Loan Bank	12/16/2021	11/16/2026	1.61	25,000,000	25,000,000	25,000,000	23,711,250
Federal Agencies	3130AQ7L1	Federal Home Loan Bank	12/16/2021	11/16/2026	1.61	25,000,000	25,000,000	25,000,000	23,711,250
Federal Agencies	3130AQ7L1	Federal Home Loan Bank	12/16/2021	11/16/2026	1.61	25,000,000	25,000,000	25,000,000	23,711,250
Federal Agencies	3130AQ7L1	Federal Home Loan Bank	12/16/2021	11/16/2026	1.61	25,000,000	25,000,000	25,000,000	23,711,250
Federal Agencies	3130AXU63	Federal Home Loan Bank	11/17/2023	11/17/2026	4.63	50,000,000	49,911,500	25,000,000	50,372,800
Federal Agencies	3130AQJ95	Federal Home Loan Bank	1/14/2022	12/14/2026	1.65	25,000,000	25,000,000	25,000,000	23,680,775
Federal Agencies	3130AQJ95	Federal Home Loan Bank	1/14/2022	12/14/2026	1.65	25,000,000	25,000,000	25,000,000	23,680,775
Federal Agencies	3130AQJ95	Federal Home Loan Bank	1/14/2022	12/14/2026	1.65	25,000,000	25,000,000	25,000,000	23,680,775
Federal Agencies	3130AQJ95	Federal Home Loan Bank	1/14/2022	12/14/2026	1.65	25,000,000	25,000,000	25,000,000	23,680,775
Federal Agencies	3133ERWR8	Federal Farm Credit Bank	10/8/2024	1/7/2027	3.50	12,500,000	12,373,750	25,000,000	12,319,563
Federal Agencies	3130AYPN0	Federal Home Loan Bank	1/29/2024	1/15/2027	4.13	12,000,000	11,973,000	25,000,000	11,975,556
Federal Agencies	3130AYPN0	Federal Home Loan Bank	1/29/2024	1/15/2027	4.13	25,000,000	24,943,750	25,000,000	24,949,075
Federal Agencies	3130AYPN0	Federal Home Loan Bank	1/29/2024	1/15/2027	4.13	29,350,000	29,283,963	25,000,000	29,290,214
Federal Agencies	3130AYPN0	Federal Home Loan Bank	1/29/2024	1/15/2027	4.13	50,000,000	49,887,500	25,000,000	49,898,150
Federal Agencies	3133EPX91	Federal Farm Credit Bank	1/25/2024	1/25/2027	4.13	5,000,000	4,992,850	25,000,000	4,989,660
Federal Agencies	3133EPX91	Federal Farm Credit Bank	1/25/2024	1/25/2027	4.13	10,000,000	9,986,600	25,000,000	9,979,320
Federal Agencies	3133EPX91	Federal Farm Credit Bank	1/25/2024	1/25/2027	4.13	25,000,000	24,968,500	25,000,000	24,948,300
Federal Agencies	3133EPX91	Federal Farm Credit Bank	1/25/2024	1/25/2027	4.13	35,000,000	34,955,900	25,000,000	34,927,620
Federal Agencies	3133EPX91	Federal Farm Credit Bank	1/25/2024	1/25/2027	4.13	50,000,000	49,933,000	25,000,000	49,896,600
Federal Agencies	3133ERD24	Federal Farm Credit Bank	11/18/2024	2/18/2027	4.25	30,000,000	29,983,500	25,000,000	30,023,850

Investment Inventory

Pooled Fund

Type of Investment	CUSIP	Issuer Name	Settle Date	Maturity		Par Value	Original Cost	Amortized	
				Date	Coupon			Book Value	Market Value
Federal Agencies	3130ARB59	Federal Home Loan Bank	3/22/2022	3/8/2027	2.35	25,000,000	25,000,000	25,000,000	23,950,650
Federal Agencies	3130ARB59	Federal Home Loan Bank	3/22/2022	3/8/2027	2.35	25,000,000	25,000,000	25,000,000	23,950,650
Federal Agencies	3130ARB59	Federal Home Loan Bank	3/22/2022	3/8/2027	2.35	25,000,000	25,000,000	25,000,000	23,950,650
Federal Agencies	3130ARB59	Federal Home Loan Bank	3/22/2022	3/8/2027	2.35	25,000,000	25,000,000	25,000,000	23,950,650
Federal Agencies	3133ENRD4	Federal Farm Credit Bank	3/16/2022	3/10/2027	1.68	48,573,000	47,432,020	48,053,290	45,922,031
Federal Agencies	3133EP6K6	Federal Farm Credit Bank	4/2/2024	3/26/2027	4.50	50,000,000	49,910,000	49,930,101	50,310,800
Federal Agencies	3133ENTS9	Federal Farm Credit Bank	4/6/2022	4/5/2027	2.60	22,500,000	22,392,338	22,449,561	21,699,720
Federal Agencies	3133ENTS9	Federal Farm Credit Bank	4/6/2022	4/5/2027	2.60	24,500,000	24,377,010	24,442,380	23,628,584
Federal Agencies	3133ENTS9	Federal Farm Credit Bank	4/6/2022	4/5/2027	2.60	25,000,000	24,804,000	24,908,175	24,110,800
Federal Agencies	3130B0TY5	Federal Home Loan Bank	4/11/2024	4/9/2027	4.75	17,000,000	16,955,120	16,964,728	17,205,700
Federal Agencies	3130B0TY5	Federal Home Loan Bank	4/11/2024	4/9/2027	4.75	20,000,000	19,947,200	19,958,504	20,242,000
Federal Agencies	3130B0TY5	Federal Home Loan Bank	4/11/2024	4/9/2027	4.75	40,000,000	39,894,400	39,917,008	40,484,000
Federal Agencies	3130B0TY5	Federal Home Loan Bank	4/11/2024	4/9/2027	4.75	48,000,000	47,873,280	47,900,409	48,580,800
Federal Agencies	3133ERDS7	Federal Farm Credit Bank	5/13/2024	5/6/2027	4.75	12,727,000	12,740,236	12,737,779	12,885,948
Federal Agencies	3133EN2L3	Federal Farm Credit Bank	11/17/2022	5/17/2027	4.13	4,650,000	4,646,792	4,648,247	4,637,138
Federal Agencies	3133EN2L3	Federal Farm Credit Bank	11/17/2022	5/17/2027	4.13	5,000,000	4,996,550	4,998,115	4,986,170
Federal Agencies	3133EN2L3	Federal Farm Credit Bank	11/17/2022	5/17/2027	4.13	21,000,000	20,987,001	20,992,899	20,941,914
Federal Agencies	3133EN2L3	Federal Farm Credit Bank	11/17/2022	5/17/2027	4.13	25,000,000	24,982,750	24,990,577	24,930,850
Federal Agencies	3133EPP66	Federal Farm Credit Bank	12/20/2023	5/20/2027	4.00	31,000,000	30,905,760	30,931,984	30,852,440
Federal Agencies	3133EPP66	Federal Farm Credit Bank	12/20/2023	5/20/2027	4.00	58,850,000	58,662,269	58,714,508	58,569,874
Federal Agencies	3130ASGU7	Federal Home Loan Bank	7/19/2022	6/11/2027	3.50	10,000,000	10,141,500	10,072,966	9,834,700
Federal Agencies	3130ASGU7	Federal Home Loan Bank	7/19/2022	6/11/2027	3.50	12,375,000	12,552,829	12,466,699	12,170,441
Federal Agencies	3130ASGU7	Federal Home Loan Bank	7/20/2022	6/11/2027	3.50	21,725,000	22,016,550	21,875,425	21,365,886
Federal Agencies	3130AX4E5	Federal Home Loan Bank	5/13/2024	6/11/2027	4.50	11,000,000	10,937,190	10,948,478	11,086,493
Federal Agencies	3130B1EF0	Federal Home Loan Bank	7/10/2024	6/11/2027	4.63	20,700,000	20,795,634	20,782,715	20,924,264
Federal Agencies	3133EPMV4	Federal Farm Credit Bank	6/15/2023	6/15/2027	4.13	28,940,000	28,911,928	28,922,208	28,891,699
Federal Agencies	3133ENZK9	Federal Farm Credit Bank	7/7/2022	6/28/2027	3.24	27,865,000	28,099,066	27,985,962	27,220,510
Federal Agencies	3133ERJZ5	Federal Farm Credit Bank	6/28/2024	6/28/2027	4.50	30,000,000	29,985,840	29,987,857	30,221,310
Federal Agencies	3133ERVR9	Federal Farm Credit Bank	9/30/2024	7/1/2027	3.50	55,000,000	54,925,200	54,929,819	54,072,920
Federal Agencies	3133ERKM2	Federal Farm Credit Bank	7/9/2024	7/8/2027	4.50	25,000,000	25,033,250	25,028,843	25,186,100
Federal Agencies	3133ERKM2	Federal Farm Credit Bank	7/10/2024	7/8/2027	4.50	25,000,000	25,025,500	25,022,140	25,186,100
Federal Agencies	3133ERMB4	Federal Farm Credit Bank	7/23/2024	7/23/2027	4.25	10,000,000	9,996,500	9,996,919	10,013,420
Federal Agencies	3133ERMB4	Federal Farm Credit Bank	7/23/2024	7/23/2027	4.25	15,000,000	14,994,750	14,995,378	15,020,130
Federal Agencies	3133EPBM6	Federal Farm Credit Bank	2/23/2023	8/23/2027	4.13	10,000,000	9,974,000	9,984,245	9,981,800
Federal Agencies	3133ERXJ5	Federal Farm Credit Bank	10/15/2024	10/15/2027	3.88	5,000,000	4,997,250	4,997,368	4,959,655
Federal Agencies	3133ERXJ5	Federal Farm Credit Bank	10/15/2024	10/15/2027	3.88	8,000,000	7,996,160	7,996,325	7,935,448
Federal Agencies	3133EPC60	Federal Farm Credit Bank	11/15/2023	11/15/2027	4.63	27,950,000	27,834,008	27,864,335	28,297,167
Federal Agencies	3133EPC60	Federal Farm Credit Bank	11/15/2023	11/15/2027	4.63	33,300,000	33,161,472	33,197,692	33,713,619
Federal Agencies	3135GANG2	Fannie Mae	2/14/2024	2/18/2028	5.13	25,000,000	25,000,000	25,000,000	25,025,425
Federal Agencies	3135GANG2	Fannie Mae	2/14/2024	2/18/2028	5.13	25,000,000	25,000,000	25,000,000	25,025,425
Federal Agencies	3135GANG2	Fannie Mae	2/14/2024	2/18/2028	5.13	50,000,000	50,000,000	50,000,000	50,050,850
Federal Agencies	3133EP5S0	Federal Farm Credit Bank	4/9/2024	3/20/2028	4.25	4,971,000	4,916,667	4,925,565	4,982,692
Federal Agencies	3133ERGL9	Federal Farm Credit Bank	6/26/2024	6/7/2028	4.50	14,934,000	14,962,076	14,959,000	15,093,032
Federal Agencies	3133ERGL9	Federal Farm Credit Bank	6/7/2024	6/7/2028	4.50	15,000,000	14,994,600	14,995,254	15,159,735
Federal Agencies	3133ERGL9	Federal Farm Credit Bank	6/26/2024	6/7/2028	4.50	20,000,000	20,037,600	20,033,480	20,212,980
Federal Agencies	3133EPSK2	Federal Farm Credit Bank	8/7/2023	8/7/2028	4.25	19,500,000	19,412,250	19,435,400	19,544,246
Federal Agencies	3133EPUN3	Federal Farm Credit Bank	8/28/2023	8/28/2028	4.50	10,000,000	9,979,100	9,984,374	10,108,850
Federal Agencies	3133EPUN3	Federal Farm Credit Bank	8/28/2023	8/28/2028	4.50	15,000,000	14,962,800	14,972,187	15,163,275
Federal Agencies	3133EPUN3	Federal Farm Credit Bank	8/28/2023	8/28/2028	4.50	25,000,000	24,943,500	24,957,756	25,272,125
Federal Agencies	3133EPUN3	Federal Farm Credit Bank	8/28/2023	8/28/2028	4.50	33,000,000	32,904,960	32,928,941	33,359,205

Investment Inventory

Pooled Fund

Type of Investment	CUSIP	Issuer Name	Settle Date	Maturity		Coupon	Par Value	Original Cost	Amortized	
				Date					Book Value	Market Value
Federal Agencies	3133ERHN4	Federal Farm Credit Bank	6/20/2024	10/20/2028		4.25	5,000,000	4,972,100	4,974,990	5,012,005
Federal Agencies	3133ERHN4	Federal Farm Credit Bank	6/20/2024	10/20/2028		4.25	38,000,000	37,785,300	37,807,543	38,091,238
Federal Agencies	3133EPC45	Federal Farm Credit Bank	11/13/2023	11/13/2028		4.63	12,000,000	11,984,040	11,987,394	12,191,976
Federal Agencies	3133EPC45	Federal Farm Credit Bank	11/13/2023	11/13/2028		4.63	20,000,000	19,971,600	19,977,569	20,319,960
Federal Agencies	3133EPC45	Federal Farm Credit Bank	11/13/2023	11/13/2028		4.63	55,000,000	54,922,285	54,938,619	55,879,890
Federal Agencies	3130B3GD9	Federal Home Loan Bank	10/28/2024	11/27/2028		4.00	47,025,000	46,940,355	46,942,285	46,713,977
Federal Agencies	3130AVBD3	Federal Home Loan Bank	4/9/2024	3/9/2029		4.50	25,000,000	25,018,750	25,016,285	25,307,550
Federal Agencies	3133EP5U5	Federal Farm Credit Bank	4/8/2024	3/20/2029		4.13	51,660,000	51,008,309	51,093,783	51,543,507
Federal Agencies	3133ERDH1	Federal Farm Credit Bank	5/8/2024	4/30/2029		4.75	27,892,000	28,191,755	28,157,625	28,524,953
Federal Agencies	3133ERDH1	Federal Farm Credit Bank	5/8/2024	4/30/2029		4.75	30,000,000	30,317,400	30,281,260	30,680,790
Federal Agencies	3133ERDH1	Federal Farm Credit Bank	5/8/2024	4/30/2029		4.75	63,085,000	63,763,795	63,686,506	64,516,588
Federal Agencies	3133ERGS4	Federal Farm Credit Bank	6/26/2024	6/11/2029		4.25	10,000,000	9,967,600	9,970,427	10,036,100
Federal Agencies	3133ERGS4	Federal Farm Credit Bank	6/26/2024	6/11/2029		4.25	10,000,000	9,967,600	9,970,427	10,036,100
Federal Agencies	3133ERGS4	Federal Farm Credit Bank	6/26/2024	6/11/2029		4.25	10,000,000	9,967,600	9,970,427	10,036,100
Federal Agencies	3133ERGS4	Federal Farm Credit Bank	6/26/2024	6/11/2029		4.25	20,000,000	19,935,200	19,940,853	20,072,200
Federal Agencies	3133ERGS4	Federal Farm Credit Bank	6/26/2024	6/11/2029		4.25	29,000,000	28,923,730	28,930,384	29,104,690
Federal Agencies	3130B2XR1	Federal Home Loan Bank	10/2/2024	7/2/2029		4.01	25,000,000	25,000,000	25,000,000	24,564,225
Federal Agencies	3130B2XR1	Federal Home Loan Bank	10/2/2024	7/2/29		4.01	25000000	25000000	25000000	24564225
Federal Agencies	3130B2XR1	Federal Home Loan Bank	10/2/2024	7/2/2029		4.01	65,000,000	65,000,000	65,000,000	63,866,985
Federal Agencies	3134H16K4	Freddie Mac	7/16/2024	7/9/2029		5.38	25,000,000	25,000,000	25,000,000	25,084,800
Federal Agencies	3134H16K4	Freddie Mac	7/16/2024	7/9/2029		5.38	25,000,000	25,000,000	25,000,000	25,084,800
Federal Agencies	3134H16K4	Freddie Mac	7/16/2024	7/9/2029		5.38	65,000,000	65,000,000	65,000,000	65,220,480
Federal Agencies	3133ERKX8	Federal Farm Credit Bank	7/12/2024	7/12/2029		4.25	20,000,000	19,989,200	19,990,040	20,047,920
Federal Agencies	3130B2KJ3	Federal Home Loan Bank	9/4/2024	9/4/2029		4.63	25,000,000	25,000,000	25,000,000	24,887,950
Federal Agencies	3130B2KJ3	Federal Home Loan Bank	9/4/2024	9/4/2029		4.63	25,000,000	25,000,000	25,000,000	24,887,950
Federal Agencies	3130B2KJ3	Federal Home Loan Bank	9/4/2024	9/4/2029		4.63	50,000,000	50,000,000	50,000,000	49,775,900
Federal Agencies	3130ATHX8	Federal Home Loan Bank	9/27/2024	9/14/2029		4.13	15,000,000	15,392,700	15,378,621	14,969,250
Federal Agencies	3130ATHX8	Federal Home Loan Bank	10/29/2024	9/14/2029		4.13	15,000,000	15,048,300	15,047,405	14,969,250
Federal Agencies	3130ATHX8	Federal Home Loan Bank	10/29/2024	9/14/2029		4.13	15,000,000	15,043,200	15,042,400	14,969,250
Federal Agencies	3130ATHX8	Federal Home Loan Bank	10/29/2024	9/14/2029		4.13	25,590,000	25,663,699	25,662,334	25,537,541
Federal Agencies	3130B2TG0	Federal Home Loan Bank	9/24/2024	9/24/2029		4.38	25,000,000	25,000,000	25,000,000	24,738,850
Federal Agencies	3130B2TG0	Federal Home Loan Bank	9/24/2024	9/24/2029		4.38	25,000,000	25,000,000	25,000,000	24,738,850
Federal Agencies	3130B2TG0	Federal Home Loan Bank	9/24/2024	9/24/2029		4.38	65,000,000	65,000,000	65,000,000	64,321,010
Federal Agencies	3134HARP0	Freddie Mac	10/15/2024	10/15/2029		5.13	25,000,000	25,000,000	25,000,000	24,993,475
Federal Agencies	3134HARP0	Freddie Mac	10/15/2024	10/15/2029		5.13	25,000,000	25,000,000	25,000,000	24,993,475
Federal Agencies	3134HARP0	Freddie Mac	10/15/2024	10/15/2029		5.13	65,000,000	65,000,000	65,000,000	64,983,035
Federal Agencies	3135GAYW5	Fannie Mae	11/21/2024	11/21/2029		5.20	25,000,000	25,000,000	25,000,000	25,026,575
Federal Agencies	3135GAYW5	Fannie Mae	11/21/2024	11/21/2029		5.20	25,000,000	25,000,000	25,000,000	25,026,575
Federal Agencies	3135GAYW5	Fannie Mae	11/21/2024	11/21/2029		5.20	65,000,000	65,000,000	65,000,000	65,069,095
Subtotals						3.55	\$ 6,818,652,000	\$ 6,811,389,591	\$ 6,814,038,715	\$ 6,757,892,830
Public Time Deposits	PPGHASP70	Bridge Bank NA	6/17/2024	12/16/2024		5.36	\$ 10,000,000	\$ 10,000,000	\$ 10,000,000	\$ 10,000,000
Public Time Deposits	PPGO10L16	Bank of San Francisco	7/8/2024	1/6/2025		5.35	10,000,000	10,000,000	10,000,000	10,000,000
Public Time Deposits	PPGICJOO2	Bridge Bank NA	7/15/2024	1/13/2025		5.33	10,000,000	10,000,000	10,000,000	10,000,000
Public Time Deposits	PPGQ38MB6	Five Star Bank	11/22/2024	5/21/2025		4.50	20,000,000	20,000,000	20,000,000	20,000,000
Subtotals						5.01	\$ 50,000,000	\$ 50,000,000	\$ 50,000,000	\$ 50,000,000

Investment Inventory

Pooled Fund

Type of Investment	CUSIP	Issuer Name	Settle Date	Maturity		Coupon	Par Value	Original Cost	Amortized	
				Date					Book Value	Market Value
Negotiable CDs	89115BT59	Toronto Dominion Bank/NY	4/15/2024	12/2/2024	5.51	\$ 50,000,000	\$ 50,000,000	\$ 50,000,000	\$ 50,005,500	
Negotiable CDs	13606KZ66	Canadian Imperial Bank/NY	4/4/2024	1/2/2025	5.40	50,000,000	50,000,000	50,000,000	50,029,500	
Negotiable CDs	89115DK21	Toronto Dominion Bank/NY	4/4/2024	1/2/2025	5.40	50,000,000	50,000,000	50,000,000	50,028,000	
Negotiable CDs	78015JQ34	Royal Bank of Canada/NY	5/8/2024	1/28/2025	5.45	25,000,000	25,000,000	25,000,000	25,027,250	
Negotiable CDs	06367DL94	Bank of Montreal/CHI	7/2/2024	2/24/2025	5.41	76,000,000	76,000,000	76,000,000	76,133,000	
Negotiable CDs	13606K5B8	Canadian Imperial Bank/NY	7/2/2024	2/24/2025	5.41	50,000,000	50,000,000	50,000,000	50,086,500	
Negotiable CDs	06367DLL7	Bank of Montreal/CHI	8/15/2024	3/12/2025	4.87	90,000,000	90,000,000	90,000,000	90,054,000	
Negotiable CDs	89115BSZ4	Toronto Dominion Bank/NY	4/15/2024	4/9/2025	5.55	50,000,000	50,000,000	50,000,000	50,144,500	
Negotiable CDs	06367DJY2	Bank of Montreal/CHI	5/14/2024	5/5/2025	5.47	50,000,000	50,000,000	50,000,000	50,153,500	
Negotiable CDs	89115DR65	Toronto Dominion Bank/NY	5/14/2024	5/5/2025	5.47	65,000,000	65,000,000	65,000,000	65,214,500	
Negotiable CDs	06367DMT9	Bank of Montreal/CHI	11/13/2024	6/16/2025	4.56	115,000,000	115,000,000	115,000,000	114,974,700	
Negotiable CDs	78015JWF0	Royal Bank of Canada/NY	9/24/2024	6/24/2025	4.22	100,000,000	100,000,000	100,000,000	99,803,000	
Negotiable CDs	06367DM44	Bank of Montreal/CHI	9/23/2024	6/30/2025	4.25	100,000,000	100,000,000	100,000,000	99,788,000	
Negotiable CDs	13606DAG7	Canadian Imperial Bank/NY	9/23/2024	6/30/2025	4.25	100,000,000	100,000,000	100,000,000	99,783,000	
Negotiable CDs	78015JVF1	Royal Bank of Canada/NY	8/15/2024	7/1/2025	4.61	50,000,000	50,000,000	50,000,000	50,003,500	
Negotiable CDs	78015JTB3	Royal Bank of Canada/NY	7/16/2024	7/14/2025	5.09	50,000,000	50,000,000	50,000,000	50,141,000	
Negotiable CDs	78015J2U0	Royal Bank of Canada/NY	11/14/2024	7/28/2025	4.53	115,000,000	115,000,000	115,000,000	114,975,850	
Negotiable CDs	06367DMU6	Bank of Montreal/CHI	11/15/2024	8/11/2025	4.59	65,000,000	65,000,000	65,000,000	65,005,200	
Negotiable CDs	78015JY2	Royal Bank of Canada/NY	11/15/2024	9/8/2025	4.55	65,000,000	65,000,000	65,000,000	65,001,950	
Negotiable CDs	06367DMX0	Bank of Montreal/CHI	11/19/2024	10/24/2025	4.57	50,000,000	50,000,000	50,000,000	49,989,500	
Negotiable CDs	13606DCE0	Canadian Imperial Bank/NY	11/20/2024	10/24/2025	4.55	50,000,000	50,000,000	50,000,000	49,981,000	
Negotiable CDs	78015J3U9	Royal Bank of Canada/NY	11/20/2024	11/19/2025	4.56	50,000,000	50,000,000	50,000,000	49,992,000	
Negotiable CDs	78015J3L9	Royal Bank of Canada/NY	11/20/2024	11/20/2025	4.51	60,000,000	60,000,000	60,000,000	59,961,600	
Subtotals					4.80	\$ 1,526,000,000	\$ 1,526,000,000	\$ 1,526,000,000	\$ 1,526,276,550	
Commercial Paper	89233GM29	Toyota Motor Credit	4/15/2024	12/2/2024	0.00	\$ 65,000,000	\$ 62,789,458	\$ 64,990,431	\$ 64,958,790	
Commercial Paper	62479LM44	MUFG Bank Ltd/NY	4/30/2024	12/4/2024	0.00	36,000,000	34,835,880	35,983,980	35,967,816	
Commercial Paper	62479LMD4	MUFG Bank Ltd/NY	6/24/2024	12/13/2024	0.00	15,000,000	14,619,450	14,973,450	14,969,685	
Commercial Paper	62479LMG7	MUFG Bank Ltd/NY	4/30/2024	12/16/2024	0.00	50,000,000	48,297,361	49,888,958	49,880,400	
Commercial Paper	89233GMG8	Toyota Motor Credit	5/20/2024	12/16/2024	0.00	65,000,000	62,994,208	64,856,729	64,842,375	
Commercial Paper	62479LMJ1	MUFG Bank Ltd/NY	6/24/2024	12/18/2024	0.00	50,000,000	48,694,625	49,874,625	49,868,150	
Commercial Paper	62479LMP7	MUFG Bank Ltd/NY	10/21/2024	12/23/2024	0.00	15,000,000	14,875,313	14,956,458	14,951,310	
Commercial Paper	62479LMP7	MUFG Bank Ltd/NY	6/24/2024	12/23/2024	0.00	22,000,000	21,410,522	21,928,744	21,928,588	
Commercial Paper	62479LMW2	MUFG Bank Ltd/NY	6/24/2024	12/30/2024	0.00	15,000,000	14,582,625	14,935,958	14,938,320	
Commercial Paper	62479LMW2	MUFG Bank Ltd/NY	11/18/2024	12/30/2024	0.00	100,000,000	99,466,833	99,631,861	99,588,800	
Commercial Paper	62479LNM3	MUFG Bank Ltd/NY	10/21/2024	1/21/2025	0.00	17,000,000	16,794,942	16,886,327	16,880,983	
Commercial Paper	62479LNP6	MUFG Bank Ltd/NY	6/24/2024	1/23/2025	0.00	15,000,000	14,532,288	14,883,621	14,890,965	
Commercial Paper	89233GNQ5	Toyota Motor Credit	5/10/2024	1/24/2025	0.00	60,000,000	57,729,433	59,526,600	59,554,320	
Commercial Paper	89233GNU6	Toyota Motor Credit	6/25/2024	1/28/2025	0.00	50,000,000	48,420,722	49,577,889	49,603,100	
Commercial Paper	62479LNV3	MUFG Bank Ltd/NY	5/7/2024	1/29/2025	0.00	50,000,000	48,045,708	49,568,153	49,597,300	
Commercial Paper	62479LPC3	MUFG Bank Ltd/NY	11/13/2024	2/12/2025	0.00	16,000,000	15,813,956	15,850,756	15,842,784	
Commercial Paper	89233GPC4	Toyota Motor Credit	8/28/2024	2/12/2025	0.00	75,000,000	73,292,000	74,257,833	74,261,400	
Commercial Paper	62479LPL3	MUFG Bank Ltd/NY	9/27/2024	2/20/2025	0.00	60,000,000	58,909,867	59,395,200	59,349,900	
Commercial Paper	62479LPM1	MUFG Bank Ltd/NY	7/17/2024	2/21/2025	0.00	8,000,000	7,749,853	7,906,338	7,912,312	

Investment Inventory

Pooled Fund

Type of Investment	CUSIP	Issuer Name	Settle Date	Maturity		Coupon	Par Value	Original Cost	Amortized	
				Date					Book Value	Market Value
Commercial Paper	62479LQA6	MUFG Bank Ltd/NY	7/17/2024	3/10/2025		0.00	25,000,000	24,162,528	24,648,688	24,672,150
Commercial Paper	62479LQE8	MUFG Bank Ltd/NY	7/17/2024	3/14/2025		0.00	26,000,000	25,114,267	25,645,873	25,645,880
Commercial Paper	62479LQE8	MUFG Bank Ltd/NY	7/15/2024	3/14/2025		0.00	50,000,000	48,279,111	49,267,556	49,319,000
Commercial Paper	62479LQE8	MUFG Bank Ltd/NY	11/13/2024	3/14/2025		0.00	70,000,000	68,924,781	69,084,731	69,046,600
Commercial Paper	62479LQM0	MUFG Bank Ltd/NY	7/17/2024	3/21/2025		0.00	15,000,000	14,475,125	14,766,250	14,782,425
Commercial Paper	89233GQQ2	Toyota Motor Credit	7/2/2024	3/24/2025		0.00	50,000,000	48,093,472	49,187,028	49,254,700
Commercial Paper	89233GQQ2	Toyota Motor Credit	7/18/2024	3/24/2025		0.00	50,000,000	48,250,083	49,205,861	49,254,700
Commercial Paper	89233GQQ2	Toyota Motor Credit	7/30/2024	3/24/2025		0.00	60,000,000	58,017,100	59,054,567	59,105,640
Commercial Paper	89233GQR0	Toyota Motor Credit	10/23/2024	3/25/2025		0.00	40,000,000	39,212,900	39,413,533	39,398,720
Commercial Paper	89233GRM0	Toyota Motor Credit	10/23/2024	4/21/2025		0.00	65,000,000	63,518,000	63,839,100	63,805,105
Subtotals						0.00	\$ 1,235,000,000	\$ 1,201,902,412	\$ 1,223,961,096	\$ 1,224,072,218
Medium Term Notes	594918BJ2	Microsoft	9/26/2024	11/3/2025		3.13	\$ 11,749,000	\$ 11,650,191	\$ 11,666,373	\$ 11,581,107
Medium Term Notes	91324PFF4	United Health	7/25/2024	7/15/2026		4.75	15,000,000	14,974,800	14,979,315	15,076,725
Medium Term Notes	594918CN2	Microsoft	7/9/2024	9/15/2026		3.40	6,452,000	6,270,957	6,303,853	6,336,309
Medium Term Notes	594918CN2	Microsoft	7/9/2024	9/15/2026		3.40	13,009,000	12,645,919	12,711,892	12,775,736
Medium Term Notes	14913UAN0	Caterpillar	9/18/2024	10/16/2026		4.45	18,385,000	18,600,288	18,579,271	18,381,488
Medium Term Notes	037833CJ7	Apple	9/18/2024	2/9/2027		3.35	50,000,000	49,586,000	49,621,053	48,817,500
Medium Term Notes	24422EXV6	John Deere	9/6/2024	7/15/2027		4.20	10,000,000	9,998,600	9,959,716	9,951,960
Subtotals						0.21	\$ 124,595,000	\$ 123,726,755	\$ 123,860,472	\$ 122,920,825
Money Market Funds	09248U718	BlackRock Liquidity Funds T-Fund	11/30/2024	12/1/2024		4.53	\$ 13,970,434	\$ 13,970,434	\$ 13,970,434	\$ 13,970,434
Money Market Funds	31607A703	Fidelity Govt Portfolio	11/30/2024	12/1/2024		4.54	403,250,713	403,250,713	403,250,713	403,250,713
Money Market Funds	608919718	Federated Hermes Govt Obligations F	11/30/2024	12/1/2024		4.55	171,486,821	171,486,821	171,486,821	171,486,821
Money Market Funds	262006208	Dreyfus Government Cash Managemen	11/30/2024	12/1/2024		4.51	22,279,812	22,279,812	22,279,812	22,279,812
Money Market Funds	85749T517	State Street Institutional U.S. Govt MM	11/30/2024	12/1/2024		4.56	782,322,274	782,322,274	782,322,274	782,322,274
Money Market Funds	61747C319	Morgan Stanley Institutional Liquidity F	11/30/2024	12/1/2024		4.58	782,131,956	782,131,956	782,131,956	782,131,956
Subtotals						4.56	\$ 2,175,442,011	\$ 2,175,442,011	\$ 2,175,442,011	\$ 2,175,442,011
Supranational	4581X0CM8	Inter-American Development Bank	4/26/2021	1/15/2025		2.13	\$ 100,000,000	\$ 105,676,000	\$ 100,187,809	\$ 99,663,100
Supranational	459058HT3	Int'l Bank for Recon and Dev	3/22/2024	1/15/2025		1.63	29,314,000	28,488,811	29,189,808	29,196,949
Supranational	459058JB0	Int'l Bank for Recon and Dev	7/23/2021	4/22/2025		0.63	40,000,000	40,086,000	40,008,920	39,375,000
Supranational	4581X0DN5	Inter-American Development Bank	11/1/2021	7/15/2025		0.63	28,900,000	28,519,098	28,836,329	28,200,851
Supranational	45950VRU2	International Finance Corp	1/26/2023	1/26/2026		4.02	100,000,000	100,000,000	100,000,000	99,554,800
Supranational	45818WDG8	Inter-American Development Bank	8/25/2021	2/27/2026		0.82	19,500,000	19,556,907	19,515,652	18,641,766
Supranational	459058KJ1	Int'l Bank for Recon and Dev	7/17/2024	6/15/2027		3.13	12,323,000	11,934,333	11,984,424	11,932,361
Supranational	4581X0EN4	Inter-American Development Bank	4/9/2024	2/15/2029		4.13	25,000,000	24,630,000	24,679,250	24,944,725
Supranational	4581X0EN4	Inter-American Development Bank	7/17/2024	2/15/2029		4.13	50,000,000	49,827,000	49,841,158	49,889,450
Subtotals						2.65	\$ 405,037,000	\$ 408,718,149	\$ 404,243,350	\$ 401,399,002
Secured Bank Deposit	0660P0999	Bank of America TTX INV Deposit Acc	11/30/2024	12/1/2024		4.65	\$ 102,333,184	\$ 102,333,184	\$ 102,333,184	\$ 102,333,184
Subtotals						4.65	\$ 102,333,184	\$ 102,333,184	\$ 102,333,184	\$ 102,333,184
Grand Totals						3.09	\$ 16,465,059,194	\$ 16,403,249,935	\$ 16,433,124,837	\$ 16,290,308,087

Monthly Investment Earnings

Pooled Fund

For month ended November 30, 2024

Type of Investment	CUSIP	Issuer Name	Par Value	Accrued Interest Earned	(Amortization) / Accretion	Realized Gain/(Loss)	Total Earnings
U.S. Treasuries	912797LD7	B 0.000 11/14/2024			118,699	\$	118,699
U.S. Treasuries	912797MP9	B 0.000 12/17/2024	75,000,000		308,438		308,438
U.S. Treasuries	912797MX2	B 0.000 01/14/2025	68,000,000		265,087		265,087
U.S. Treasuries	9128284N7	T 2.875 05/15/2028	65,000,000	153,690	78,512		232,203
U.S. Treasuries	9128286B1	T 2.625 02/15/2029	50,000,000	106,997	72,655		179,652
U.S. Treasuries	912828G38	T 2.250 11/15/2024		42,799	(32,845)		9,954
U.S. Treasuries	912828G38	T 2.250 11/15/2024		42,799	(33,630)		9,169
U.S. Treasuries	912828R36	T 1.625 05/15/2026	50,000,000	66,822	(37,617)		29,205
U.S. Treasuries	912828R36	T 1.625 05/15/2026	50,000,000	66,822	(32,938)		33,884
U.S. Treasuries	912828XB1	T 2.125 05/15/2025	50,000,000	87,383	(63,278)		24,105
U.S. Treasuries	912828YY0	T 1.750 12/31/2024	50,000,000	71,332	(48,159)		23,172
U.S. Treasuries	912828Z52	T 1.375 01/31/2025	50,000,000	56,046	(32,408)		23,638
U.S. Treasuries	912828Z52	T 1.375 01/31/2025	50,000,000	56,046	(32,613)		23,433
U.S. Treasuries	912828ZC7	T 1.125 02/28/2025	50,000,000	46,616	(20,990)		25,626
U.S. Treasuries	912828ZC7	T 1.125 02/28/2025	50,000,000	46,616	(20,938)		25,678
U.S. Treasuries	912828ZF0	T 0.500 03/31/2025	50,000,000	20,604	4,579		25,183
U.S. Treasuries	912828ZF0	T 0.500 03/31/2025	50,000,000	20,604	3,332		23,936
U.S. Treasuries	912828ZL7	T 0.375 04/30/2025	50,000,000	15,539	7,999		23,538
U.S. Treasuries	912828ZW3	T 0.250 06/30/2025	50,000,000	10,190	16,369		26,559
U.S. Treasuries	912828ZW3	T 0.250 06/30/2025	50,000,000	10,190	18,241		28,431
U.S. Treasuries	912828ZW3	T 0.250 06/30/2025	50,000,000	10,190	14,280		24,470
U.S. Treasuries	912828ZW3	T 0.250 06/30/2025	50,000,000	10,190	16,231		26,421
U.S. Treasuries	912828ZW3	T 0.250 06/30/2025	50,000,000	10,190	14,882		25,072
U.S. Treasuries	912828ZW3	T 0.250 06/30/2025	50,000,000	10,190	14,274		24,465
U.S. Treasuries	912828ZW3	T 0.250 06/30/2025	50,000,000	10,190	10,526		20,717
U.S. Treasuries	912828ZW3	T 0.250 06/30/2025	50,000,000	10,190	12,509		22,699
U.S. Treasuries	912828ZW3	T 0.250 06/30/2025	50,000,000	10,190	31,616		41,807
U.S. Treasuries	91282CAB7	T 0.250 07/31/2025	50,000,000	10,190	11,147		21,338
U.S. Treasuries	91282CAB7	T 0.250 07/31/2025	50,000,000	10,190	13,128		23,318
U.S. Treasuries	91282CAM3	T 0.250 09/30/2025	50,000,000	10,302	16,678		26,981
U.S. Treasuries	91282CAM3	T 0.250 09/30/2025	50,000,000	10,302	14,121		24,423
U.S. Treasuries	91282CAT8	T 0.250 10/31/2025	50,000,000	10,359	12,308		22,668
U.S. Treasuries	91282CAT8	T 0.250 10/31/2025	50,000,000	10,359	16,230		26,589
U.S. Treasuries	91282CAT8	T 0.250 10/31/2025	50,000,000	10,359	16,766		27,125
U.S. Treasuries	91282CBC4	T 0.375 12/31/2025	50,000,000	15,285	9,236		24,521
U.S. Treasuries	91282CBC4	T 0.375 12/31/2025	50,000,000	15,285	12,355		27,640
U.S. Treasuries	91282CBW0	T 0.750 04/30/2026	50,000,000	31,077	5,737		36,814
U.S. Treasuries	91282CBW0	T 0.750 04/30/2026	50,000,000	31,077	4,586		35,664
U.S. Treasuries	91282CCJ8	T 0.875 06/30/2026	50,000,000	35,666	1,124		36,790
U.S. Treasuries	91282CCJ8	T 0.875 06/30/2026	50,000,000	35,666	(1,164)		34,502
U.S. Treasuries	91282CCJ8	T 0.875 06/30/2026	50,000,000	35,666	(5,749)		29,917
U.S. Treasuries	91282CCJ8	T 0.875 06/30/2026	50,000,000	35,666	(5,457)		30,209
U.S. Treasuries	91282CCJ8	T 0.875 06/30/2026	50,000,000	35,666	(6,812)		28,853
U.S. Treasuries	91282CCJ8	T 0.875 06/30/2026	50,000,000	35,666	(4,038)		31,628
U.S. Treasuries	91282CCJ8	T 0.875 06/30/2026	50,000,000	35,666	1,078		36,743
U.S. Treasuries	91282CCJ8	T 0.875 06/30/2026	50,000,000	35,666	7,086		42,752
U.S. Treasuries	91282CCJ8	T 0.875 06/30/2026	50,000,000	35,666	17,814		53,480
U.S. Treasuries	91282CCW9	T 0.750 08/31/2026	50,000,000	31,077	9,190		40,267

Monthly Investment Earnings

Pooled Fund

Type of Investment	CUSIP	Issuer Name	Par Value	Accrued Interest Earned	(Amortization) / Accretion	Realized Gain/(Loss)	Total Earnings
U.S. Treasuries	91282CCZ2	T 0.875 09/30/2026	50,000,000	36,058	5,125		41,182
U.S. Treasuries	91282CCZ2	T 0.875 09/30/2026	50,000,000	36,058	5,415		41,472
U.S. Treasuries	91282CCZ2	T 0.875 09/30/2026	50,000,000	36,058	11,317		47,374
U.S. Treasuries	91282CDK4	T 1.250 11/30/2026	50,000,000	51,239	(1,189)		50,050
U.S. Treasuries	91282CDK4	T 1.250 11/30/2026	50,000,000	51,239	(1,933)		49,306
U.S. Treasuries	91282CDK4	T 1.250 11/30/2026	50,000,000	51,239	51,351		102,590
U.S. Treasuries	91282CDQ1	T 1.250 12/31/2026	50,000,000	50,951	49,929		100,881
U.S. Treasuries	91282CEF4	T 2.500 03/31/2027	25,000,000	51,511	3,992		55,503
U.S. Treasuries	91282CEW7	T 3.250 06/30/2027	50,000,000	132,473	45,072		177,545
U.S. Treasuries	91282CEW7	T 3.250 06/30/2027	50,000,000	132,473	47,846		180,319
U.S. Treasuries	91282CEW7	T 3.250 06/30/2027	50,000,000	132,473	9,426		141,899
U.S. Treasuries	91282CFJ5	T 3.125 08/31/2029	50,000,000	129,489	16,028		145,517
U.S. Treasuries	91282CFJ5	T 3.125 08/31/2029	65,000,000	168,336	22,346		190,682
U.S. Treasuries	91282CFK2	T 3.500 09/15/2025	50,000,000	145,028	28,806		173,833
U.S. Treasuries	91282CHK0	T 4.000 06/30/2028	50,000,000	163,043	465		163,509
U.S. Treasuries	91282CHK0	T 4.000 06/30/2028	50,000,000	163,043	1,334		164,378
U.S. Treasuries	91282CHK0	T 4.000 06/30/2028	50,000,000	163,043	1,767		164,810
U.S. Treasuries	91282CHK0	T 4.000 06/30/2028	50,000,000	163,043	6,020		169,063
U.S. Treasuries	91282CHK0	T 4.000 06/30/2028	50,000,000	163,043	13,271		176,315
U.S. Treasuries	91282CHK0	T 4.000 06/30/2028	50,000,000	163,043	21,084		184,128
U.S. Treasuries	91282CHL8	T 4.625 06/30/2025	50,000,000	188,519	1,379		189,898
U.S. Treasuries	91282CHX2	T 4.375 08/31/2028	50,000,000	181,285	(2,005)		179,279
U.S. Treasuries	91282CJW2	T 4.000 01/31/2029	65,000,000	211,957	(5,075)		206,882
U.S. Treasuries	91282CKD2	T 4.250 02/28/2029	50,000,000	176,105	3,804		179,908
U.S. Treasuries	91282CKP5	T 4.625 04/30/2029	50,000,000	191,644	(21,320)		170,324
U.S. Treasuries	91282CKT7	T 4.500 05/31/2029	50,000,000	184,460	(18,544)		165,916
U.S. Treasuries	91282CKV2	T 4.625 06/15/2027	50,000,000	189,549	(5,513)		184,036
U.S. Treasuries	91282CKV2	T 4.625 06/15/2027	50,000,000	189,549	(8,206)		181,343
U.S. Treasuries	91282CKV2	T 4.625 06/15/2027	50,000,000	189,549	(27,742)		161,807
U.S. Treasuries	91282CLC3	T 4.000 07/31/2029	50,000,000	163,043	(17,804)		145,239
U.S. Treasuries	91282CLC3	T 4.000 07/31/2029	65,000,000	211,957	(9,619)		202,338
U.S. Treasuries	91282CLC3	T 4.000 07/31/2029	50,000,000	163,043	1,918		164,962
U.S. Treasuries	91282CLL3	T 3.375 09/15/2027	50,000,000	139,848	5,973		145,821
U.S. Treasuries	91282CLR0	T 4.125 10/31/2029	50,000,000	34,185	1,295		35,480
Subtotals			\$ 4,028,000,000	\$ 6,106,860	\$ 1,034,189	\$ -	\$ 7,141,049
Federal Agencies	3130A8ZQ9	FHLB 1.750 09/12/2025	\$ 10,295,000	\$ 15,014	\$ (5,965)	\$	9,049
Federal Agencies	3130AN4A5	FHLB 0.700 06/30/2025	17,680,000	10,313	(1,131)		9,182
Federal Agencies	3130ANMP2	FHLB 1.070 07/27/2026	25,000,000	22,292			22,292
Federal Agencies	3130ANMP2	FHLB 1.070 07/27/2026	25,000,000	22,292			22,292
Federal Agencies	3130ANMP2	FHLB 1.070 07/27/2026	25,000,000	22,292			22,292
Federal Agencies	3130ANMP2	FHLB 1.070 07/27/2026	25,000,000	22,292			22,292
Federal Agencies	3130ANMP2	FHLB 1.070 07/27/2026	25,000,000	22,292			22,292
Federal Agencies	3130ANNM8	FHLB 1.050 07/13/2026	25,000,000	21,875			21,875
Federal Agencies	3130ANNM8	FHLB 1.050 07/13/2026	25,000,000	21,875			21,875
Federal Agencies	3130ANNM8	FHLB 1.050 07/13/2026	25,000,000	21,875			21,875
Federal Agencies	3130ANNM8	FHLB 1.050 07/13/2026	25,000,000	21,875			21,875
Federal Agencies	3130ANTG5	FHLB 1.050 08/10/2026	25,000,000	21,875			21,875
Federal Agencies	3130ANTG5	FHLB 1.050 08/10/2026	25,000,000	21,875			21,875
Federal Agencies	3130ANTG5	FHLB 1.050 08/10/2026	25,000,000	21,875			21,875

Monthly Investment Earnings

Pooled Fund

<u>Type of Investment</u>	<u>CUSIP</u>	<u>Issuer Name</u>	<u>Par Value</u>	<u>Accrued Interest Earned</u>	<u>(Amortization) / Accretion</u>	<u>Realized Gain/(Loss)</u>	<u>Total Earnings</u>
Federal Agencies	3130ANTG5	FHLB 1.050 08/10/2026	25,000,000	21,875			21,875
Federal Agencies	3130AP6T7	FHLB 1.075 09/03/2026	25,000,000	22,396			22,396
Federal Agencies	3130AP6T7	FHLB 1.075 09/03/2026	25,000,000	22,396			22,396
Federal Agencies	3130AP6T7	FHLB 1.075 09/03/2026	25,000,000	22,396			22,396
Federal Agencies	3130AP6T7	FHLB 1.075 09/03/2026	25,000,000	22,396			22,396
Federal Agencies	3130APPR0	FHLB 1.430 10/19/2026	25,000,000	29,792			29,792
Federal Agencies	3130APPR0	FHLB 1.430 10/19/2026	25,000,000	29,792			29,792
Federal Agencies	3130APPR0	FHLB 1.430 10/19/2026	25,000,000	29,792			29,792
Federal Agencies	3130APPR0	FHLB 1.430 10/19/2026	25,000,000	29,792			29,792
Federal Agencies	3130AQ7L1	FHLB 1.605 11/16/2026	25,000,000	33,438			33,438
Federal Agencies	3130AQ7L1	FHLB 1.605 11/16/2026	25,000,000	33,438			33,438
Federal Agencies	3130AQ7L1	FHLB 1.605 11/16/2026	25,000,000	33,438			33,438
Federal Agencies	3130AQ7L1	FHLB 1.605 11/16/2026	25,000,000	33,438			33,438
Federal Agencies	3130AQJ95	FHLB 1.645 12/14/2026	25,000,000	34,271			34,271
Federal Agencies	3130AQJ95	FHLB 1.645 12/14/2026	25,000,000	34,271			34,271
Federal Agencies	3130AQJ95	FHLB 1.645 12/14/2026	25,000,000	34,271			34,271
Federal Agencies	3130AQJ95	FHLB 1.645 12/14/2026	25,000,000	34,271			34,271
Federal Agencies	3130ARB59	FHLB 2.350 03/08/2027	25,000,000	48,958			48,958
Federal Agencies	3130ARB59	FHLB 2.350 03/08/2027	25,000,000	48,958			48,958
Federal Agencies	3130ARB59	FHLB 2.350 03/08/2027	25,000,000	48,958			48,958
Federal Agencies	3130ARB59	FHLB 2.350 03/08/2027	25,000,000	48,958			48,958
Federal Agencies	3130ASG86	FHLB 3.375 06/13/2025	12,700,000	35,719	(3,044)		32,674
Federal Agencies	3130ASG86	FHLB 3.375 06/13/2025	11,940,000	33,581	(1,729)		31,852
Federal Agencies	3130ASGU7	FHLB 3.500 06/11/2027	12,375,000	36,094	(2,984)		33,110
Federal Agencies	3130ASGU7	FHLB 3.500 06/11/2027	10,000,000	29,167	(2,374)		26,793
Federal Agencies	3130ASGU7	FHLB 3.500 06/11/2027	21,725,000	63,365	(4,895)		58,470
Federal Agencies	3130ATHX8	FHLB 4.125 09/14/2029	15,000,000	51,563	(6,498)		45,064
Federal Agencies	3130ATHX8	FHLB 4.125 09/14/2029	15,000,000	51,563	(814)		50,749
Federal Agencies	3130ATHX8	FHLB 4.125 09/14/2029	15,000,000	51,563	(728)		50,835
Federal Agencies	3130ATHX8	FHLB 4.125 09/14/2029	25,590,000	87,966	(1,241)		86,724
Federal Agencies	3130ATST5	FHLB 4.375 06/13/2025	10,000,000	36,458	(2,542)		33,916
Federal Agencies	3130ATST5	FHLB 4.375 06/13/2025	9,915,000	36,148	(2,381)		33,767
Federal Agencies	3130ATST5	FHLB 4.375 06/13/2025	25,500,000	92,969	(4,884)		88,085
Federal Agencies	3130ATST5	FHLB 4.375 06/13/2025	3,000,000	10,938	(481)		10,456
Federal Agencies	3130ATST5	FHLB 4.375 06/13/2025	10,000,000	36,458	(1,414)		35,044
Federal Agencies	3130ATST5	FHLB 4.375 06/13/2025	24,000,000	87,500	(3,144)		84,356
Federal Agencies	3130AUTC8	FHLB 4.010 02/06/2026	21,100,000	70,509	3,145		73,654
Federal Agencies	3130AUVZ4	FHLB 4.500 02/13/2025	50,000,000	187,500	3,222		190,722
Federal Agencies	3130AV7L0	FHLB 5.000 02/28/2025	25,000,000	104,167	1,360		105,527
Federal Agencies	3130AV7L0	FHLB 5.000 02/28/2025	35,000,000	145,833	1,904		147,737
Federal Agencies	3130AVBD3	FHLB 4.500 03/09/2029	25,000,000	93,750	(313)		93,437
Federal Agencies	3130AVWS7	FHLB 3.750 06/12/2026	17,045,000	53,266	1,422		54,688
Federal Agencies	3130AVWS7	FHLB 3.750 06/12/2026	20,000,000	62,500	1,626		64,126
Federal Agencies	3130AWAH3	FHLB 4.000 06/12/2026	15,000,000	50,000	2,728		52,728
Federal Agencies	3130AWAH3	FHLB 4.000 06/12/2026	10,000,000	33,333	1,780		35,114
Federal Agencies	3130AWER7	FHLB 4.625 06/06/2025	25,000,000	96,354	859		97,213
Federal Agencies	3130AWER7	FHLB 4.625 06/06/2025	15,000,000	57,813	515		58,328
Federal Agencies	3130AWER7	FHLB 4.625 06/06/2025	52,000,000	200,417	1,786		202,203
Federal Agencies	3130AWER7	FHLB 4.625 06/06/2025	10,000,000	38,542	343		38,885

Monthly Investment Earnings

Pooled Fund

<u>Type of Investment</u>	<u>CUSIP</u>	<u>Issuer Name</u>	<u>Par Value</u>	<u>Accrued Interest Earned</u>	<u>(Amortization) / Accretion</u>	<u>Realized Gain/(Loss)</u>	<u>Total Earnings</u>
Federal Agencies	3130AWLY4	FHLB 5.125 06/13/2025	48,150,000	205,641	(4,004)		201,636
Federal Agencies	3130AWLY4	FHLB 5.125 06/13/2025	10,800,000	46,125	(785)		45,340
Federal Agencies	3130AWLZ1	FHLB 4.750 06/12/2026	50,000,000	197,917	4,045		201,962
Federal Agencies	3130AX4E5	FHLB 4.500 06/11/2027	11,000,000	41,250	1,676		42,926
Federal Agencies	3130AXB31	FHLB 4.875 03/13/2026	10,000,000	40,625	1,604		42,229
Federal Agencies	3130AXB31	FHLB 4.875 03/13/2026	10,000,000	40,625	1,716		42,341
Federal Agencies	3130AXB31	FHLB 4.875 03/13/2026	10,000,000	40,625	1,716		42,341
Federal Agencies	3130AXB31	FHLB 4.875 03/13/2026	36,730,000	149,216	(3,104)		146,112
Federal Agencies	3130AXB31	FHLB 4.875 03/13/2026	25,000,000	101,563	(2,281)		99,282
Federal Agencies	3130AXCP1	FHLB 4.875 09/11/2026	11,895,000	48,323	2,069		50,392
Federal Agencies	3130AXU63	FHLB 4.625 11/17/2026	50,000,000	192,708	2,422		195,131
Federal Agencies	3130AYPN0	FHLB 4.125 01/15/2027	12,000,000	41,250	749		41,999
Federal Agencies	3130AYPN0	FHLB 4.125 01/15/2027	25,000,000	85,938	1,560		87,497
Federal Agencies	3130AYPN0	FHLB 4.125 01/15/2027	29,350,000	100,891	1,831		102,722
Federal Agencies	3130AYPN0	FHLB 4.125 01/15/2027	50,000,000	171,875	3,119		174,994
Federal Agencies	3130B0MZ9	FHLB 5.100 01/27/2025	115,000,000	488,750			488,750
Federal Agencies	3130B0TY5	FHLB 4.750 04/09/2027	20,000,000	79,167	1,449		80,616
Federal Agencies	3130B0TY5	FHLB 4.750 04/09/2027	17,000,000	67,292	1,232		68,524
Federal Agencies	3130B0TY5	FHLB 4.750 04/09/2027	48,000,000	190,000	3,478		193,478
Federal Agencies	3130B0TY5	FHLB 4.750 04/09/2027	40,000,000	158,333	2,898		161,232
Federal Agencies	3130B1BT3	FHLB 4.875 06/12/2026	13,485,000	54,783	(833)		53,950
Federal Agencies	3130B1EF0	FHLB 4.625 06/11/2027	20,700,000	79,781	(2,691)		77,090
Federal Agencies	3130B2KJ3	FHLB 4.625 09/04/2029	50,000,000	192,708			192,708
Federal Agencies	3130B2KJ3	FHLB 4.625 09/04/2029	25,000,000	96,354			96,354
Federal Agencies	3130B2KJ3	FHLB 4.625 09/04/2029	25,000,000	96,354			96,354
Federal Agencies	3130B2PJ8	FHLB 3.625 09/04/2026	25,000,000	75,521	1,384		76,904
Federal Agencies	3130B2PJ8	FHLB 3.625 09/04/2026	50,000,000	151,042	2,767		153,809
Federal Agencies	3130B2PJ8	FHLB 3.625 09/04/2026	19,000,000	57,396	1,051		58,447
Federal Agencies	3130B2PJ8	FHLB 3.625 09/04/2026	25,900,000	78,240	1,433		79,673
Federal Agencies	3130B2TG0	FHLB 4.375 09/24/2029	25,000,000	91,146			91,146
Federal Agencies	3130B2TG0	FHLB 4.375 09/24/2029	25,000,000	91,146			91,146
Federal Agencies	3130B2TG0	FHLB 4.375 09/24/2029	65,000,000	236,979			236,979
Federal Agencies	3130B2XR1	FHLB 4.010 07/02/2029	65,000,000	217,208			217,208
Federal Agencies	3130B2XR1	FHLB 4.010 07/02/2029	25,000,000	83,542			83,542
Federal Agencies	3130B2XR1	FHLB 4.010 07/02/2029	25,000,000	83,542			83,542
Federal Agencies	3130B3A29	FHLB 4.000 10/09/2026	15,000,000	50,000	130		50,130
Federal Agencies	3130B3A29	FHLB 4.000 10/09/2026	25,000,000	83,333	216		83,550
Federal Agencies	3130B3A29	FHLB 4.000 10/09/2026	25,000,000	83,333	216		83,550
Federal Agencies	3130B3A29	FHLB 4.000 10/09/2026	50,000,000	166,667	433		167,099
Federal Agencies	3130B3GD9	FHLB 4.000 11/27/2028	47,025,000	156,750	1,703		158,453
Federal Agencies	3133ELCP7	FFCB 1.625 12/03/2024	25,000,000	33,854	657		34,511
Federal Agencies	3133ELQY3	FFCB 1.210 03/03/2025	24,000,000	24,200	594		24,794
Federal Agencies	3133ELQY3	FFCB 1.210 03/03/2025	16,000,000	16,133	154		16,287
Federal Agencies	3133EM4X7	FFCB 0.800 09/10/2026	28,975,000	19,317	83,770		103,087
Federal Agencies	3133EMWT5	FFCB 0.600 04/21/2025	50,000,000	25,000	544		25,544
Federal Agencies	3133EMZ21	FFCB 0.690 04/06/2026	15,500,000	8,913	738		9,651
Federal Agencies	3133EN2L3	FFCB 4.125 05/17/2027	21,000,000	72,188	238		72,425
Federal Agencies	3133EN2L3	FFCB 4.125 05/17/2027	5,000,000	17,188	63		17,251
Federal Agencies	3133EN2L3	FFCB 4.125 05/17/2027	4,650,000	15,984	59		16,043

Monthly Investment Earnings

Pooled Fund

<u>Type of Investment</u>	<u>CUSIP</u>	<u>Issuer Name</u>	<u>Par Value</u>	<u>Accrued Interest Earned</u>	<u>(Amortization) / Accretion</u>	<u>Realized Gain/(Loss)</u>	<u>Total Earnings</u>
Federal Agencies	3133EN2L3	FFCB 4.125 05/17/2027	25,000,000	85,938	315		86,253
Federal Agencies	3133EN4B3	FFCB 4.250 06/13/2025	15,000,000	53,125	382		53,507
Federal Agencies	3133EN4B3	FFCB 4.250 06/13/2025	15,000,000	53,125	335		53,460
Federal Agencies	3133EN4B3	FFCB 4.250 06/13/2025	15,000,000	53,125	360		53,485
Federal Agencies	3133EN4N7	FFCB 4.250 12/20/2024	25,000,000	88,542	1,867		90,409
Federal Agencies	3133EN4N7	FFCB 4.250 12/20/2024	10,000,000	35,417	702		36,118
Federal Agencies	3133EN4N7	FFCB 4.250 12/20/2024	25,000,000	88,542	1,867		90,409
Federal Agencies	3133EN5E6	FFCB 4.000 12/29/2025	15,000,000	50,000	1,240		51,240
Federal Agencies	3133EN5E6	FFCB 4.000 12/29/2025	25,000,000	83,333	2,087		85,420
Federal Agencies	3133EN5E6	FFCB 4.000 12/29/2025	20,000,000	66,667	1,653		68,320
Federal Agencies	3133EN6A3	FFCB 4.000 01/13/2026	30,000,000	100,000	624		100,624
Federal Agencies	3133EN6A3	FFCB 4.000 01/13/2026	20,000,000	66,667	482		67,148
Federal Agencies	3133ENEG1	FFCB 1.050 11/17/2025	55,000,000	48,125	1,581		49,706
Federal Agencies	3133ENEG1	FFCB 1.050 11/17/2025	39,675,000	34,716	1,084		35,799
Federal Agencies	3133ENEJ5	FFCB 0.875 11/18/2024		20,660	892		21,552
Federal Agencies	3133ENEJ5	FFCB 0.875 11/18/2024		4,132	178		4,310
Federal Agencies	3133ENEJ5	FFCB 0.875 11/18/2024		4,132	178		4,310
Federal Agencies	3133ENGQ7	FFCB 0.920 12/09/2024	50,000,000	38,333	411		38,744
Federal Agencies	3133ENGQ7	FFCB 0.920 12/09/2024	50,000,000	38,333	1,013		39,346
Federal Agencies	3133ENHM5	FFCB 1.170 12/16/2025	45,000,000	43,875	943		44,818
Federal Agencies	3133ENHM5	FFCB 1.170 12/16/2025	50,000,000	48,750	1,047		49,797
Federal Agencies	3133ENJ35	FFCB 3.320 02/25/2026	35,000,000	96,833	993		97,826
Federal Agencies	3133ENKS8	FFCB 1.125 01/06/2025	20,000,000	18,750	1,237		19,987
Federal Agencies	3133ENKS8	FFCB 1.125 01/06/2025	25,000,000	23,438	1,547		24,984
Federal Agencies	3133ENKS8	FFCB 1.125 01/06/2025	25,000,000	23,438	1,547		24,984
Federal Agencies	3133ENRD4	FFCB 1.680 03/10/2027	48,573,000	68,002	18,807		86,810
Federal Agencies	3133ENTS9	FFCB 2.600 04/05/2027	24,500,000	53,083	2,022		55,105
Federal Agencies	3133ENTS9	FFCB 2.600 04/05/2027	22,500,000	48,750	1,770		50,520
Federal Agencies	3133ENTS9	FFCB 2.600 04/05/2027	25,000,000	54,167	3,222		57,389
Federal Agencies	3133ENUD0	FFCB 2.640 04/08/2026	20,000,000	44,000	797		44,797
Federal Agencies	3133ENUD0	FFCB 2.640 04/08/2026	30,000,000	66,000	1,195		67,195
Federal Agencies	3133ENXE5	FFCB 2.850 05/23/2025	6,000,000	14,250	230		14,480
Federal Agencies	3133ENXE5	FFCB 2.850 05/23/2025	20,000,000	47,500	766		48,266
Federal Agencies	3133ENYQ7	FFCB 2.950 06/13/2025	50,000,000	122,917	671		123,587
Federal Agencies	3133ENZ37	FFCB 4.875 01/10/2025	20,000,000	81,250	45		81,295
Federal Agencies	3133ENZ37	FFCB 4.875 01/10/2025	10,000,000	40,625	23		40,648
Federal Agencies	3133ENZ37	FFCB 4.875 01/10/2025	20,000,000	81,250	16		81,266
Federal Agencies	3133ENZ94	FFCB 4.500 11/18/2024		53,125	616		53,741
Federal Agencies	3133ENZK9	FFCB 3.240 06/28/2027	27,865,000	75,236	(3,865)		71,371
Federal Agencies	3133EP5K7	FFCB 4.500 03/13/2026	50,000,000	187,500	10,225		197,725
Federal Agencies	3133EP5S0	FFCB 4.250 03/20/2028		4,971,000	1,131		18,737
Federal Agencies	3133EP5U5	FFCB 4.125 03/20/2029	51,660,000	177,581	10,819		188,401
Federal Agencies	3133EP6K6	FFCB 4.500 03/26/2027	50,000,000	187,500	2,482		189,982
Federal Agencies	3133EPAG0	FFCB 4.250 02/10/2025	29,875,000	105,807	6,523		112,330
Federal Agencies	3133EPAG0	FFCB 4.250 02/10/2025	10,000,000	35,417	2,167		37,584
Federal Agencies	3133EPBJ3	FFCB 4.375 02/23/2026	50,000,000	182,292	2,245		184,536
Federal Agencies	3133EPBJ3	FFCB 4.375 02/23/2026	25,000,000	91,146	1,273		92,419
Federal Agencies	3133EPBJ3	FFCB 4.375 02/23/2026	28,000,000	102,083	1,257		103,340
Federal Agencies	3133EPBM6	FFCB 4.125 08/23/2027	10,000,000	34,375	475		34,850

Monthly Investment Earnings

Pooled Fund

<u>Type of Investment</u>	<u>CUSIP</u>	<u>Issuer Name</u>	<u>Par Value</u>	<u>Accrued Interest Earned</u>	<u>(Amortization) / Accretion</u>	<u>Realized Gain/(Loss)</u>	<u>Total Earnings</u>
Federal Agencies	3133EPC45	FFCB 4.625 11/13/2028	12,000,000	46,250	262		46,512
Federal Agencies	3133EPC45	FFCB 4.625 11/13/2028	20,000,000	77,083	466		77,550
Federal Agencies	3133EPC45	FFCB 4.625 11/13/2028	55,000,000	211,979	1,276		213,255
Federal Agencies	3133EPC60	FFCB 4.625 11/15/2027	27,950,000	107,724	2,382		110,106
Federal Agencies	3133EPC60	FFCB 4.625 11/15/2027	33,300,000	128,344	2,845		131,188
Federal Agencies	3133EPDL6	FFCB 4.850 10/01/2025	50,000,000	202,083			202,083
Federal Agencies	3133EPJX4	FFCB 3.625 02/17/2026	30,000,000	90,625	2,815		93,440
Federal Agencies	3133EPJX4	FFCB 3.625 02/17/2026	25,000,000	75,521	2,130		77,651
Federal Agencies	3133EPKA2	FFCB 4.000 08/18/2025	26,500,000	88,333	589		88,923
Federal Agencies	3133EPKA2	FFCB 4.000 08/18/2025	30,000,000	100,000	667		100,667
Federal Agencies	3133EPKA2	FFCB 4.000 08/18/2025	25,000,000	83,333	656		83,989
Federal Agencies	3133EPMU6	FFCB 4.250 06/15/2026	30,000,000	106,250	1,330		107,580
Federal Agencies	3133EPMU6	FFCB 4.250 06/15/2026	20,000,000	70,833	843		71,676
Federal Agencies	3133EPMU6	FFCB 4.250 06/15/2026	24,700,000	87,479	1,636		89,115
Federal Agencies	3133EPMV4	FFCB 4.125 06/15/2027	28,940,000	99,481	576		100,058
Federal Agencies	3133EPNG6	FFCB 4.375 06/23/2026	50,000,000	182,292	725		183,017
Federal Agencies	3133EPNG6	FFCB 4.375 06/23/2026	25,000,000	91,146	363		91,509
Federal Agencies	3133EPNG6	FFCB 4.375 06/23/2026	25,000,000	91,146	363		91,509
Federal Agencies	3133EPP66	FFCB 4.000 05/20/2027	31,000,000	103,333	2,267		105,601
Federal Agencies	3133EPP66	FFCB 4.000 05/20/2027	58,850,000	196,167	4,516		200,683
Federal Agencies	3133EPSK2	FFCB 4.250 08/07/2028	19,500,000	69,063	1,441		70,503
Federal Agencies	3133EPSW6	FFCB 4.500 08/14/2026	50,000,000	187,500	3,148		190,648
Federal Agencies	3133EPUN3	FFCB 4.500 08/28/2028	10,000,000	37,500	343		37,843
Federal Agencies	3133EPUN3	FFCB 4.500 08/28/2028	25,000,000	93,750	928		94,678
Federal Agencies	3133EPUN3	FFCB 4.500 08/28/2028	15,000,000	56,250	611		56,861
Federal Agencies	3133EPUN3	FFCB 4.500 08/28/2028	33,000,000	123,750	1,561		125,311
Federal Agencies	3133EPVP7	FFCB 4.750 07/08/2026	19,000,000	75,208	441		75,649
Federal Agencies	3133EPVP7	FFCB 4.750 07/08/2026	10,000,000	39,583	241		39,824
Federal Agencies	3133EPVP7	FFCB 4.750 07/08/2026	21,000,000	83,125	500		83,625
Federal Agencies	3133EPVY8	FFCB 5.000 09/15/2025	8,230,000	34,292	243		34,535
Federal Agencies	3133EPVY8	FFCB 5.000 09/15/2025	15,000,000	62,500	745		63,245
Federal Agencies	3133EPVY8	FFCB 5.000 09/15/2025	20,000,000	83,333	993		84,326
Federal Agencies	3133EPX91	FFCB 4.125 01/25/2027	35,000,000	120,313	1,207		121,520
Federal Agencies	3133EPX91	FFCB 4.125 01/25/2027	50,000,000	171,875	1,834		173,709
Federal Agencies	3133EPX91	FFCB 4.125 01/25/2027	25,000,000	85,938	862		86,800
Federal Agencies	3133EPX91	FFCB 4.125 01/25/2027	10,000,000	34,375	367		34,742
Federal Agencies	3133EPX91	FFCB 4.125 01/25/2027	5,000,000	17,188	196		17,383
Federal Agencies	3133EPYW9	FFCB 5.125 10/20/2025	50,000,000	213,542	1,149		214,691
Federal Agencies	3133EPYW9	FFCB 5.125 10/20/2025	25,000,000	106,771	595		107,366
Federal Agencies	3133EPYW9	FFCB 5.125 10/20/2025	35,000,000	149,479	1,135		150,614
Federal Agencies	3133EPYW9	FFCB 5.125 10/20/2025	24,000,000	102,500	3,142		105,642
Federal Agencies	3133EPZA6	FFCB 4.875 10/20/2026	30,000,000	121,875	4,541		126,416
Federal Agencies	3133EPZA6	FFCB 4.875 10/20/2026	14,000,000	56,875	2,602		59,477
Federal Agencies	3133EPZY4	FFCB 5.000 07/30/2026	25,000,000	104,167	1,890		106,057
Federal Agencies	3133EPZY4	FFCB 5.000 07/30/2026	3,000,000	12,500	241		12,741
Federal Agencies	3133EPZY4	FFCB 5.000 07/30/2026	9,615,000	40,063	773		40,835
Federal Agencies	3133EPZY4	FFCB 5.000 07/30/2026	16,000,000	66,667	1,286		67,953
Federal Agencies	3133ERD24	FFCB 4.250 02/18/2027	30,000,000	46,042	261		46,303
Federal Agencies	3133ERDH1	FFCB 4.750 04/30/2029	63,085,000	249,711	(11,201)		238,510

Monthly Investment Earnings

Pooled Fund

<u>Type of Investment</u>	<u>CUSIP</u>	<u>Issuer Name</u>	<u>Par Value</u>	<u>Accrued Interest Earned</u>	<u>(Amortization) / Accretion</u>	<u>Realized Gain/(Loss)</u>	<u>Total Earnings</u>
Federal Agencies	3133ERDH1	FFCB 4.750 04/30/2029	27,892,000	110,406	(4,946)		105,459
Federal Agencies	3133ERDH1	FFCB 4.750 04/30/2029	30,000,000	118,750	(5,238)		113,512
Federal Agencies	3133ERDS7	FFCB 4.750 05/06/2027	12,727,000	50,378	(365)		50,013
Federal Agencies	3133ERGL9	FFCB 4.500 06/07/2028	15,000,000	56,250	111		56,361
Federal Agencies	3133ERGL9	FFCB 4.500 06/07/2028	20,000,000	75,000	(782)		74,218
Federal Agencies	3133ERGL9	FFCB 4.500 06/07/2028	14,934,000	56,003	(584)		55,418
Federal Agencies	3133ERGS4	FFCB 4.250 06/11/2029	10,000,000	35,417	537		35,953
Federal Agencies	3133ERGS4	FFCB 4.250 06/11/2029	10,000,000	35,417	537		35,953
Federal Agencies	3133ERGS4	FFCB 4.250 06/11/2029	20,000,000	70,833	1,073		71,907
Federal Agencies	3133ERGS4	FFCB 4.250 06/11/2029	10,000,000	35,417	537		35,953
Federal Agencies	3133ERGS4	FFCB 4.250 06/11/2029	29,000,000	102,708	1,263		103,972
Federal Agencies	3133ERHD6	FFCB 4.875 06/12/2026	32,000,000	130,000	(2,122)		127,878
Federal Agencies	3133ERHD6	FFCB 4.875 06/12/2026	20,000,000	81,250	(1,260)		79,990
Federal Agencies	3133ERHN4	FFCB 4.250 10/20/2028	38,000,000	134,583	4,069		138,652
Federal Agencies	3133ERHN4	FFCB 4.250 10/20/2028	5,000,000	17,708	529		18,237
Federal Agencies	3133ERJZ5	FFCB 4.500 06/28/2027	30,000,000	112,500	388		112,888
Federal Agencies	3133ERKM2	FFCB 4.500 07/08/2027	25,000,000	93,750	(912)		92,838
Federal Agencies	3133ERKM2	FFCB 4.500 07/08/2027	25,000,000	93,750	(700)		93,050
Federal Agencies	3133ERKX8	FFCB 4.250 07/12/2029	20,000,000	70,833	177		71,011
Federal Agencies	3133ERMB4	FFCB 4.250 07/23/2027	10,000,000	35,417	96		35,513
Federal Agencies	3133ERMB4	FFCB 4.250 07/23/2027	15,000,000	53,125	144		53,269
Federal Agencies	3133ERVR9	FFCB 3.500 07/01/2027	55,000,000	160,417	2,235		162,652
Federal Agencies	3133ERWR8	FFCB 3.500 01/07/2027	12,500,000	36,458	4,613		41,072
Federal Agencies	3133ERXJ5	FFCB 3.875 10/15/2027	8,000,000	25,833	105		25,939
Federal Agencies	3133ERXJ5	FFCB 3.875 10/15/2027	5,000,000	16,146	75		16,221
Federal Agencies	3134GYRY0	FHLMC 5.290 11/02/2026		3,674			3,674
Federal Agencies	3134GYRY0	FHLMC 5.290 11/02/2026		3,674			3,674
Federal Agencies	3134GYRY0	FHLMC 5.290 11/02/2026		3,674			3,674
Federal Agencies	3134GYRY0	FHLMC 5.290 11/02/2026		3,674			3,674
Federal Agencies	3134H16K4	FHLMC 5.380 07/09/2029	25,000,000	112,083			112,083
Federal Agencies	3134H16K4	FHLMC 5.380 07/09/2029	65,000,000	291,417			291,417
Federal Agencies	3134H16K4	FHLMC 5.380 07/09/2029	25,000,000	112,083			112,083
Federal Agencies	3134HARP0	FHLMC 5.130 10/15/2029	65,000,000	277,875			277,875
Federal Agencies	3134HARP0	FHLMC 5.130 10/15/2029	25,000,000	106,875			106,875
Federal Agencies	3134HARP0	FHLMC 5.130 10/15/2029	25,000,000	106,875			106,875
Federal Agencies	3135G03U5	FNMA 0.625 04/22/2025	50,000,000	26,042	(2,348)		23,694
Federal Agencies	3135G03U5	FNMA 0.625 04/22/2025	37,938,000	19,759	13,896		33,656
Federal Agencies	3135G03U5	FNMA 0.625 04/22/2025	50,000,000	26,042	18,425		44,467
Federal Agencies	3135G04Z3	FNMA 0.500 06/17/2025	10,000,000	4,167	4,904		9,071
Federal Agencies	3135G04Z3	FNMA 0.500 06/17/2025	4,655,000	1,940	2,293		4,232
Federal Agencies	3135G05X7	FNMA 0.375 08/25/2025	72,500,000	22,656	11,657		34,313
Federal Agencies	3135G05X7	FNMA 0.375 08/25/2025	25,000,000	7,813	5,794		13,606
Federal Agencies	3135G0X24	FNMA 1.625 01/07/2025	39,060,000	52,894	(34,765)		18,128
Federal Agencies	3135GANG2	FNMA 5.130 02/18/2028	50,000,000	213,750			213,750
Federal Agencies	3135GANG2	FNMA 5.130 02/18/2028	25,000,000	106,875			106,875
Federal Agencies	3135GANG2	FNMA 5.130 02/18/2028	25,000,000	106,875			106,875
Federal Agencies	3135GAYW5	FNMA 5.200 11/21/2029	65,000,000	93,889			93,889
Federal Agencies	3135GAYW5	FNMA 5.200 11/21/2029	25,000,000	36,111			36,111
Federal Agencies	3135GAYW5	FNMA 5.200 11/21/2029	25,000,000	36,111			36,111

Monthly Investment Earnings

Pooled Fund

Type of Investment	CUSIP	Issuer Name	Par Value	Accrued Interest Earned	(Amortization) / Accretion	Realized Gain/(Loss)	Total Earnings
Federal Agencies	3137EAEP0	FHLMC 1.500 02/12/2025	15,000,000	18,750	190		18,940
Federal Agencies	3137EAEP0	FHLMC 1.500 02/12/2025	5,000,000	6,250	63		6,313
Federal Agencies	3137EAEP0	FHLMC 1.500 02/12/2025	5,000,000	6,250	63		6,313
Federal Agencies	3137EAEP0	FHLMC 1.500 02/12/2025	5,000,000	6,250	63		6,313
Federal Agencies	3137EAEP0	FHLMC 1.500 02/12/2025	50,000,000	62,500	633		63,133
Federal Agencies	3137EAEP0	FHLMC 1.500 02/12/2025	53,532,000	66,915	(41,308)		25,607
Federal Agencies	3137EAEX3	FHLMC 0.375 09/23/2025	22,600,000	7,063	5,492		12,555
Subtotals			\$ 6,818,652,000	\$ 19,730,397	\$ 211,037	\$ -	\$ 19,941,433
Public Time Deposits	PPGHASP70	BRIDGE 5.360 12/16/2024	\$ 10,000,000	\$ 44,055			\$ 44,055
Public Time Deposits	PPGICJO02	BRIDGE 5.330 01/13/2025	10,000,000	43,808			43,808
Public Time Deposits	PPGO10LI6	BKSANF 5.350 01/06/2025	\$ 10,000,000	44,583			44,583
Public Time Deposits	PPGQ38MB6	FIVSTR 4.500 05/21/2025	20,000,000	22,500			22,500
Subtotals			\$ 50,000,000	\$ 154,946	\$ -	\$ -	\$ 154,946
Negotiable CDs	06367DEK7	BMOCHG 5.800 11/06/2024		\$ 40,278			\$ 40,278
Negotiable CDs	06367DJB2	BMOCHG 5.440 11/08/2024		53,947			53,947
Negotiable CDs	06367DJY2	BMOCHG 5.470 05/05/2025	50,000,000	227,917			227,917
Negotiable CDs	06367DL94	BMOCHG 5.410 02/24/2025	76,000,000	342,633			342,633
Negotiable CDs	06367DLL7	BMOCHG 4.870 03/12/2025	90,000,000	365,250			365,250
Negotiable CDs	06367DM44	BMOCHG 4.250 06/30/2025	100,000,000	354,167			354,167
Negotiable CDs	06367DMT9	BMOCHG 4.560 06/16/2025	115,000,000	262,200			262,200
Negotiable CDs	06367DMU6	BMOCHG 4.590 08/11/2025	65,000,000	132,600			132,600
Negotiable CDs	06367DMX0	BMOCHG 5.470 10/24/2025	50,000,000	76,167			76,167
Negotiable CDs	13606DAG7	CIBCNY 4.250 06/30/2025	100,000,000	354,167			354,167
Negotiable CDs	13606DCE0	CIBCNY 4.550 10/24/2025	50,000,000	69,514			69,514
Negotiable CDs	13606K5B8	CIBCNY 5.410 02/24/2025	50,000,000	225,417			225,417
Negotiable CDs	13606KZ66	CIBCNY 5.400 01/02/2025	50,000,000	225,000			225,000
Negotiable CDs	78015J2U0	RY 4.530 07/28/2025	115,000,000	246,004			246,004
Negotiable CDs	78015J2Y2	RY 4.550 09/08/2025	65,000,000	131,444			131,444
Negotiable CDs	78015J3L9	RY 4.510 11/20/2025	60,000,000	82,683			82,683
Negotiable CDs	78015J3U9	RY 4.560 11/19/2025	50,000,000	69,667			69,667
Negotiable CDs	78015JQ34	RY 5.450 01/28/2025	25,000,000	113,542			113,542
Negotiable CDs	78015JTB3	RY 5.090 07/14/2025	50,000,000	212,083			212,083
Negotiable CDs	78015JVF1	RY 4.610 07/01/2025	50,000,000	192,083			192,083
Negotiable CDs	78015JWF0	RY 4.220 06/24/2025	100,000,000	351,667			351,667
Negotiable CDs	89115BSZ4	TDNY 5.550 04/09/2025	50,000,000	231,250			231,250
Negotiable CDs	89115BT59	TDNY 5.510 12/02/2024	50,000,000	229,583			229,583
Negotiable CDs	89115DK21	TDNY 5.400 01/02/2025	50,000,000	225,000			225,000
Negotiable CDs	89115DR65	TDNY 5.470 05/05/2025	65,000,000	296,292			296,292
Subtotals			\$ 1,526,000,000	\$ 5,110,554	\$ -	\$ -	\$ 5,110,554
Commercial Paper	14912DLL1	CATFIN 0.000 11/20/2024			\$ 6,347		\$ 6,347
Commercial Paper	62479LL45	MUFGBK 0.000 11/04/2024			10,139		10,139
Commercial Paper	62479LLJ2	MUFGBK 0.000 11/18/2024			129,899		129,899
Commercial Paper	62479LLL7	MUFGBK 0.000 11/20/2024			29,830		29,830
Commercial Paper	62479LM44	MUFGBK 0.000 12/04/2024	36,000,000		160,200		160,200
Commercial Paper	62479LMD4	MUFGBK 0.000 12/13/2024	15,000,000		66,375		66,375
Commercial Paper	62479LMG7	MUFGBK 0.000 12/16/2024	50,000,000		222,083		222,083

Monthly Investment Earnings Pooled Fund

<u>Type of Investment</u>	<u>CUSIP</u>	<u>Issuer Name</u>	<u>Par Value</u>	<u>Accrued Interest Earned</u>	<u>(Amortization) / Accretion</u>	<u>Realized Gain/(Loss)</u>	<u>Total Earnings</u>
Commercial Paper	62479LMJ1	MUFGBK 0.000 12/18/2024	50,000,000		221,250		221,250
Commercial Paper	62479LMP7	MUFGBK 0.000 12/23/2024	22,000,000		97,167		97,167
Commercial Paper	62479LMP7	MUFGBK 0.000 12/23/2024	15,000,000		59,375		59,375
Commercial Paper	62479LMW2	MUFGBK 0.000 12/30/2024	15,000,000		66,250		66,250
Commercial Paper	62479LMW2	MUFGBK 0.000 12/30/2024	100,000,000		165,028		165,028
Commercial Paper	62479LNM3	MUFGBK 0.000 01/21/2025	17,000,000		66,867		66,867
Commercial Paper	62479LNP6	MUFGBK 0.000 01/23/2025	15,000,000		65,875		65,875
Commercial Paper	62479LNV3	MUFGBK 0.000 01/29/2025	50,000,000		219,583		219,583
Commercial Paper	62479LPC3	MUFGBK 0.000 02/12/2025	16,000,000		36,800		36,800
Commercial Paper	62479LPL3	MUFGBK 0.000 02/20/2025	60,000,000		224,000		224,000
Commercial Paper	62479LPM1	MUFGBK 0.000 02/21/2025	8,000,000		34,267		34,267
Commercial Paper	62479LQA6	MUFGBK 0.000 03/10/2025	25,000,000		106,458		106,458
Commercial Paper	62479LQE8	MUFGBK 0.000 03/14/2025	50,000,000		213,333		213,333
Commercial Paper	62479LQE8	MUFGBK 0.000 03/14/2025	26,000,000		110,717		110,717
Commercial Paper	62479LQE8	MUFGBK 0.000 03/14/2025	70,000,000		159,950		159,950
Commercial Paper	62479LQM0	MUFGBK 0.000 03/21/2025	15,000,000		63,750		63,750
Commercial Paper	89233GM29	TOYCC 0.000 12/02/2024	65,000,000		287,083		287,083
Commercial Paper	89233GMG8	TOYCC 0.000 12/16/2024	65,000,000		286,542		286,542
Commercial Paper	89233GNQ5	TOYCC 0.000 01/24/2025	60,000,000		263,000		263,000
Commercial Paper	89233GNU6	TOYCC 0.000 01/28/2025	50,000,000		218,333		218,333
Commercial Paper	89233GPC4	TOYCC 0.000 02/12/2025	75,000,000		305,000		305,000
Commercial Paper	89233GQQ2	TOYCC 0.000 03/24/2025	50,000,000		215,833		215,833
Commercial Paper	89233GQQ2	TOYCC 0.000 03/24/2025	50,000,000		210,833		210,833
Commercial Paper	89233GQQ2	TOYCC 0.000 03/24/2025	60,000,000		251,000		251,000
Commercial Paper	89233GQR0	TOYCC 0.000 03/25/2025	40,000,000		154,333		154,333
Commercial Paper	89233GRM0	TOYCC 0.000 04/21/2025	65,000,000		247,000		247,000
Subtotals			\$ 1,235,000,000	\$	- \$	4,974,501	\$ - \$ 4,974,501

Monthly Investment Earnings Pooled Fund

<u>Type of Investment</u>	<u>CUSIP</u>	<u>Issuer Name</u>	<u>Par Value</u>	<u>Accrued Interest Earned</u>	<u>(Amortization) / Accretion</u>	<u>Realized Gain/(Loss)</u>	<u>Total Earnings</u>
Medium Term Notes	037833CJ7	AAPL 3.350 02/09/2027	\$ 50,000,000	\$ 139,583	\$ 14,211		\$ 153,794
Medium Term Notes	14913UAN0	CAT 4.450 10/16/2026	18,385,000	68,178	(8,521)		59,657
Medium Term Notes	24422EXV6	DE 4.200 07/15/2027	10,000,000	35,000	40		35,040
Medium Term Notes	594918BJ2	MSFT 3.125 11/03/2025	11,749,000	30,596	7,356		37,952
Medium Term Notes	594918CN2	MSFT 3.400 09/15/2026	6,452,000	18,281	6,806		25,087
Medium Term Notes	594918CN2	MSFT 3.400 09/15/2026	13,009,000	36,859	13,650		50,509
Medium Term Notes	91324PFF4	UNH 4.750 07/15/2026	15,000,000	59,375	1,050		60,425
Subtotals			\$ 124,595,000	\$ 387,872	\$ 34,592	\$ -	\$ 422,463
Money Market Funds	09248U718	BlackRock Liquidity Funds T-Fund	\$ 13,970,434	\$ 52,551			\$ 52,551
Money Market Funds	31607A703	Fidelity Govt Portfolio	403,250,713	1,399,029			1,399,029
Money Market Funds	608919718	Federated Hermes Govt Obligations Fund	171,486,821	891,302			891,302
Money Market Funds	262006208	Dreyfus Government Cash Management	22,279,812	83,518			83,518
Money Market Funds	85749T517	State Street Institutional U.S. Govt MMF	782,322,274	2,964,120			2,964,120
Money Market Funds	61747C319	Morgan Stanley Institutional Liquidity Fund	782,131,956	2,891,831			2,891,831
Subtotals			\$ 2,175,442,011	\$ 8,282,351	\$ -	\$ -	\$ 8,282,351
Supranationals	45818WDG8	IADB 0.820 02/27/2026	\$ 19,500,000	\$ 13,325	\$ (1,037)		\$ 12,288
Supranationals	4581X0CM8	IADB 2.125 01/15/2025	100,000,000	177,083	(125,206)		51,877
Supranationals	4581X0DN5	IADB 0.625 07/15/2025	28,900,000	15,052	8,452		23,504
Supranationals	4581X0EN4	IADB 4.125 02/15/2029	25,000,000	85,938	6,261		92,198
Supranationals	4581X0EN4	IADB 4.125 02/15/2029	50,000,000	171,875	3,100		174,975
Supranationals	459058HT3	IBRD 1.626 01/15/2025	29,314,000	39,720	82,795		122,515
Supranationals	459058JB0	IBRD 0.626 04/22/2025	40,000,000	20,867	(1,885)		18,982
Supranationals	459058KJ1	IBRD 3.125 06/15/2027	12,323,000	32,091	10,969		43,060
Supranationals	45950VRU2	IFC 4.023 01/26/2026	100,000,000	335,250			335,250
Subtotals			\$ 405,037,000	\$ 891,201	\$ (16,550)	\$ -	\$ 874,651
Secured Bank Deposit	0660P0999	Bank of America TTX INV Deposit Acct	\$ 102,333,184	\$ 389,253			\$ 389,253
Subtotals			\$ 102,333,184	\$ 389,253	\$ -	\$ -	\$ 389,253
Grand Totals			\$16,465,059,194	\$ 41,053,434	\$ 6,237,768	\$ -	\$ 47,291,203

Investment Transactions Pooled Fund

For month ended November 30, 2024

Accounting ID	Transaction Type	Cusip	Description	Price	Settlement Date	Posted Date	Par Value	Principal	Accrued Interest	Total	
58440	Buy	62479LPC3	MUFG BK 0.000 02/12/2025	98.83722	11/13/2024	11/13/2024	16,000,000.00	15,813,955.56	0.00	15,813,955.56	
58441	Buy	62479LQE8	MUFG BK 0.000 03/14/2025	98.46397	11/13/2024	11/13/2024	70,000,000.00	68,924,780.56	0.00	68,924,780.56	
58442	Buy	06367DMT9	BMOCHG 4.560 06/16/2025	100.00000	11/13/2024	11/13/2024	115,000,000.00	115,000,000.00	0.00	115,000,000.00	
58443	Buy	78015J2U0	RY 4.530 07/28/2025	100.00000	11/14/2024	11/14/2024	115,000,000.00	115,000,000.00	0.00	115,000,000.00	
58445	Buy	06367DMU6	BMOCHG 4.590 08/11/2025	100.00000	11/15/2024	11/15/2024	65,000,000.00	65,000,000.00	0.00	65,000,000.00	
58446	Buy	78015J2Y2	RY 4.550 09/08/2025	100.00000	11/15/2024	11/15/2024	65,000,000.00	65,000,000.00	0.00	65,000,000.00	
58444	Buy	3133ERD24	FFCB 4.250 02/18/2027	99.94500	11/18/2024	11/18/2024	30,000,000.00	29,983,500.00	0.00	29,983,500.00	
58447	Buy	62479LMW2	MUFG BK 0.000 12/30/2024	99.46683	11/18/2024	11/18/2024	100,000,000.00	99,466,833.33	0.00	99,466,833.33	
58449	Buy	06367DMX0	BMOCHG 4.570 10/24/2025	100.00000	11/19/2024	11/19/2024	50,000,000.00	50,000,000.00	0.00	50,000,000.00	
58451	Buy	14912DLL1	CATFIN 0.000 11/20/2024	99.98731	11/19/2024	11/19/2024	50,000,000.00	49,993,652.78	0.00	49,993,652.78	
58448	Buy	78015J3L9	RY 4.510 11/20/2025	100.00000	11/20/2024	11/20/2024	60,000,000.00	60,000,000.00	0.00	60,000,000.00	
58450	Buy	13606DCE0	CIBCNY 4.550 10/24/2025	100.00000	11/20/2024	11/20/2024	50,000,000.00	50,000,000.00	0.00	50,000,000.00	
58452	Buy	78015J3U9	RY 4.560 11/19/2025	100.00000	11/20/2024	11/20/2024	50,000,000.00	50,000,000.00	0.00	50,000,000.00	
58437	Buy	3135GAYW5	FNMA 5.200 11/21/2029	100.00000	11/21/2024	11/21/2024	65,000,000.00	65,000,000.00	0.00	65,000,000.00	
58438	Buy	3135GAYW5	FNMA 5.200 11/21/2029	100.00000	11/21/2024	11/21/2024	25,000,000.00	25,000,000.00	0.00	25,000,000.00	
58439	Buy	3135GAYW5	FNMA 5.200 11/21/2029	100.00000	11/21/2024	11/21/2024	25,000,000.00	25,000,000.00	0.00	25,000,000.00	
58454	Buy	PPGQ38MB6	FIVSTR 4.500 05/21/2025	100.00000	11/22/2024	11/22/2024	20,000,000.00	20,000,000.00	0.00	20,000,000.00	
58453	Buy	91282CLR0	T 4.125 10/31/2029	99.22266	11/25/2024	11/25/2024	50,000,000.00	49,611,328.13	142,437.85	49,753,765.98	
Activity Total								1,021,000,000.00	1,018,794,050.36	142,437.85	1,018,936,488.21
57651	Full Call	3134GYRY0	FHLMC 5.290 11/02/2026	100.00000	11/02/2024	11/04/2024	25,000,000.00	25,000,000.00	0.00	25,000,000.00	
57652	Full Call	3134GYRY0	FHLMC 5.290 11/02/2026	100.00000	11/02/2024	11/04/2024	25,000,000.00	25,000,000.00	0.00	25,000,000.00	
57653	Full Call	3134GYRY0	FHLMC 5.290 11/02/2026	100.00000	11/02/2024	11/04/2024	25,000,000.00	25,000,000.00	0.00	25,000,000.00	
57654	Full Call	3134GYRY0	FHLMC 5.290 11/02/2026	100.00000	11/02/2024	11/04/2024	25,000,000.00	25,000,000.00	0.00	25,000,000.00	
57913	Maturity	62479LL45	MUFG BK 0.000 11/04/2024	100.00000	11/04/2024	11/04/2024	23,000,000.00	23,000,000.00	0.00	23,000,000.00	
57797	Maturity	06367DEK7	BMOCHG 5.800 11/06/2024	100.00000	11/06/2024	11/06/2024	50,000,000.00	50,000,000.00	0.00	50,000,000.00	
57912	Maturity	06367DJB2	BMOCHG 5.440 11/08/2024	100.00000	11/08/2024	11/08/2024	51,000,000.00	51,000,000.00	0.00	51,000,000.00	
58273	Maturity	912797LD7	B 0.000 11/14/2024	100.00000	11/14/2024	11/14/2024	65,000,000.00	65,000,000.00	0.00	65,000,000.00	
46961	Maturity	912828G38	T 2.250 11/15/2024	100.00000	11/15/2024	11/15/2024	50,000,000.00	50,000,000.00	0.00	50,000,000.00	
46969	Maturity	912828G38	T 2.250 11/15/2024	100.00000	11/15/2024	11/15/2024	50,000,000.00	50,000,000.00	0.00	50,000,000.00	
47207	Maturity	3133ENEJ5	FFCB 0.875 11/18/2024	100.00000	11/18/2024	11/18/2024	50,000,000.00	50,000,000.00	0.00	50,000,000.00	
47208	Maturity	3133ENEJ5	FFCB 0.875 11/18/2024	100.00000	11/18/2024	11/18/2024	10,000,000.00	10,000,000.00	0.00	10,000,000.00	
47209	Maturity	3133ENEJ5	FFCB 0.875 11/18/2024	100.00000	11/18/2024	11/18/2024	10,000,000.00	10,000,000.00	0.00	10,000,000.00	
57518	Maturity	3133ENZ94	FFCB 4.500 11/18/2024	100.00000	11/18/2024	11/18/2024	25,000,000.00	25,000,000.00	0.00	25,000,000.00	
57914	Maturity	62479LLJ2	MUFG BK 0.000 11/18/2024	100.00000	11/18/2024	11/18/2024	52,000,000.00	52,000,000.00	0.00	52,000,000.00	
58451	Maturity	14912DLL1	CATFIN 0.000 11/20/2024	100.00000	11/20/2024	11/20/2024	50,000,000.00	50,000,000.00	0.00	50,000,000.00	
58425	Maturity	62479LLL7	MUFG BK 0.000 11/20/2024	100.00000	11/20/2024	11/20/2024	12,000,000.00	12,000,000.00	0.00	12,000,000.00	
Activity Total								598,000,000.00	598,000,000.00	0.00	598,000,000.00

Interest Received Pooled Fund

For month ended November 30, 2024							
Accounting ID	Transaction Type	Cusip	Description	Date Posted	Interest Received	Purchased Interest Adjustment	Net Interest
58393	Interest Income	594918BJ2	MSFT 3.125 11/03/2025	11/04/2024	183,578.13		37,735.51
57651	Interest Income	3134GYRY0	FHLMC 5.290 11/02/2026	11/04/2024	661,250.00	145,842.62	661,250.00
57652	Interest Income	3134GYRY0	FHLMC 5.290 11/02/2026	11/04/2024	661,250.00		661,250.00
57653	Interest Income	3134GYRY0	FHLMC 5.290 11/02/2026	11/04/2024	661,250.00		661,250.00
57654	Interest Income	3134GYRY0	FHLMC 5.290 11/02/2026	11/04/2024	661,250.00		661,250.00
57936	Interest Income	3133ERDS7	FFCB 4.750 05/06/2027	11/06/2024	302,266.25	11,754.80	290,511.45
57797	Interest Income	06367DEK7	BMOCHG 5.800 11/06/2024	11/06/2024	2,932,222.20		2,932,222.20
57912	Interest Income	06367DJB2	BMOCHG 5.440 11/08/2024	11/08/2024	1,618,399.98		1,618,399.98
57800	Interest Income	3133EPC45	FFCB 4.625 11/13/2028	11/13/2024	277,500.00		277,500.00
57801	Interest Income	3133EPC45	FFCB 4.625 11/13/2028	11/13/2024	462,500.00		462,500.00
57802	Interest Income	3133EPC45	FFCB 4.625 11/13/2028	11/13/2024	1,271,875.00		1,271,875.00
57904	Interest Income	9128284N7	T 2.875 05/15/2028	11/15/2024	934,375.00		934,375.00
46961	Interest Income	912828G38	T 2.250 11/15/2024	11/15/2024	562,500.00		562,500.00
46969	Interest Income	912828G38	T 2.250 11/15/2024	11/15/2024	562,500.00		562,500.00
47103	Interest Income	912828R36	T 1.625 05/15/2026	11/15/2024	406,250.00		406,250.00
47147	Interest Income	912828R36	T 1.625 05/15/2026	11/15/2024	406,250.00		406,250.00
47149	Interest Income	912828XB1	T 2.125 05/15/2025	11/15/2024	531,250.00		531,250.00
57798	Interest Income	3133EPC60	FFCB 4.625 11/15/2027	11/15/2024	646,343.75		646,343.75
57799	Interest Income	3133EPC60	FFCB 4.625 11/15/2027	11/15/2024	770,062.50		770,062.50
57803	Interest Income	3130AXU63	FHLB 4.625 11/17/2026	11/18/2024	1,156,250.00		1,156,250.00
47202	Interest Income	3133ENEG1	FFCB 1.050 11/17/2025	11/18/2024	288,750.00		288,750.00
47203	Interest Income	3133ENEG1	FFCB 1.050 11/17/2025	11/18/2024	208,293.75		208,293.75
47207	Interest Income	3133ENEJ5	FFCB 0.875 11/18/2024	11/18/2024	218,750.00		218,750.00
47208	Interest Income	3133ENEJ5	FFCB 0.875 11/18/2024	11/18/2024	43,750.00		43,750.00
47209	Interest Income	3133ENEJ5	FFCB 0.875 11/18/2024	11/18/2024	43,750.00		43,750.00
47210	Interest Income	3130APPRO	FHLB 1.430 10/19/2026	11/18/2024	178,750.00		178,750.00
47211	Interest Income	3130APPRO	FHLB 1.430 10/19/2026	11/18/2024	178,750.00		178,750.00
47212	Interest Income	3130APPRO	FHLB 1.430 10/19/2026	11/18/2024	178,750.00		178,750.00
47213	Interest Income	3130APPRO	FHLB 1.430 10/19/2026	11/18/2024	178,750.00		178,750.00
47222	Interest Income	3130AQ7L1	FHLB 1.605 11/16/2026	11/18/2024	200,625.00		200,625.00
47223	Interest Income	3130AQ7L1	FHLB 1.605 11/16/2026	11/18/2024	200,625.00		200,625.00
47224	Interest Income	3130AQ7L1	FHLB 1.605 11/16/2026	11/18/2024	200,625.00		200,625.00
47225	Interest Income	3130AQ7L1	FHLB 1.605 11/16/2026	11/18/2024	200,625.00		200,625.00
57509	Interest Income	3133EN2L3	FFCB 4.125 05/17/2027	11/18/2024	433,125.00		433,125.00
57510	Interest Income	3133EN2L3	FFCB 4.125 05/17/2027	11/18/2024	103,125.00		103,125.00
57511	Interest Income	3133EN2L3	FFCB 4.125 05/17/2027	11/18/2024	95,906.25		95,906.25
57512	Interest Income	3133EN2L3	FFCB 4.125 05/17/2027	11/18/2024	515,625.00		515,625.00
57518	Interest Income	3133ENZ94	FFCB 4.500 11/18/2024	11/18/2024	562,500.00		562,500.00
57820	Interest Income	3133EPP66	FFCB 4.000 05/20/2027	11/20/2024	620,000.00		620,000.00
57821	Interest Income	3133EPP66	FFCB 4.000 05/20/2027	11/20/2024	1,177,000.00		1,177,000.00
47376	Interest Income	3133ENXE5	FFCB 2.850 05/23/2025	11/25/2024	85,500.00		85,500.00
47377	Interest Income	3133ENXE5	FFCB 2.850 05/23/2025	11/25/2024	285,000.00		285,000.00
58433	Interest Income	3130B3GD9	FHLB 4.000 11/27/2028	11/27/2024	167,200.00	15,675.00	151,525.00
			Activity Total		22,034,897.81	173,272.42	21,861,625.39

Money Market / Secured Bank Deposit Activity Pooled Fund

For month ended November 30, 2024				
Accounting ID	Description	Activity Date	Transaction Type	Transaction Amount
09248U718	BlackRock Liquidity Funds T-Fund	11/29/2024	Interest Received	52,551.25
	Activity Total			52,551.25
31607A703	Fidelity Govt Portfolio	11/12/2024	Deposit	33,000,000.00
31607A703	Fidelity Govt Portfolio	11/13/2024	Withdrawal	(150,000,000.00)
31607A703	Fidelity Govt Portfolio	11/15/2024	Deposit	35,000,000.00
31607A703	Fidelity Govt Portfolio	11/18/2024	Withdrawal	(30,000,000.00)
31607A703	Fidelity Govt Portfolio	11/19/2024	Deposit	50,000,000.00
31607A703	Fidelity Govt Portfolio	11/21/2024	Withdrawal	(150,000,000.00)
31607A703	Fidelity Govt Portfolio	11/22/2024	Deposit	90,000,000.00
31607A703	Fidelity Govt Portfolio	11/25/2024	Deposit	110,000,000.00
31607A703	Fidelity Govt Portfolio	11/29/2024	Interest Received	1,399,029.18
	Activity Total			(10,600,970.82)
608919718	Federated Hermes Govt Obligations Fund	11/08/2024	Deposit	30,000,000.00
608919718	Federated Hermes Govt Obligations Fund	11/13/2024	Withdrawal	(15,000,000.00)
608919718	Federated Hermes Govt Obligations Fund	11/14/2024	Withdrawal	(65,000,000.00)
608919718	Federated Hermes Govt Obligations Fund	11/18/2024	Withdrawal	(50,000,000.00)
608919718	Federated Hermes Govt Obligations Fund	11/19/2024	Withdrawal	(115,000,000.00)
608919718	Federated Hermes Govt Obligations Fund	11/20/2024	Withdrawal	(95,000,000.00)
608919718	Federated Hermes Govt Obligations Fund	11/26/2024	Deposit	145,000,000.00
608919718	Federated Hermes Govt Obligations Fund	11/29/2024	Interest Received	891,302.22
	Activity Total			(164,108,697.78)
262006208	Dreyfus Government Cash Management	11/29/2024	Interest Received	83,517.73
	Activity Total			83,517.73
85749T517	State Street Institutional U.S. Govt MMF	11/29/2024	Interest Received	2,964,119.63
	Activity Total			2,964,119.63
61747C319	Morgan Stanley Institutional Liquidity Fund	11/01/2024	Deposit	28,000,000.00
61747C319	Morgan Stanley Institutional Liquidity Fund	11/04/2024	Deposit	39,000,000.00
61747C319	Morgan Stanley Institutional Liquidity Fund	11/05/2024	Deposit	30,000,000.00
61747C319	Morgan Stanley Institutional Liquidity Fund	11/06/2024	Deposit	27,000,000.00
61747C319	Morgan Stanley Institutional Liquidity Fund	11/07/2024	Deposit	35,000,000.00
61747C319	Morgan Stanley Institutional Liquidity Fund	11/29/2024	Interest Received	2,891,831.14
	Activity Total			161,891,831.14
0660P0999	Bank of America TTX INV Deposit Acct	11/29/2024	Interest Received	389,253.12
	Activity Total			389,253.12