



**Treasurer & Tax Collector**  
CITY AND COUNTY OF SAN FRANCISCO

**José Cisneros**  
TREASURER

Investment Report for the month of January 2025

February 15, 2025

**The Honorable Daniel L. Lurie**  
Mayor of San Francisco  
City Hall, Room 200  
1 Dr. Carlton B. Goodlett Place  
San Francisco, CA 94102-4638

**The Honorable Board of Supervisors**  
City and County of San Francisco  
City Hall, Room 244  
1 Dr. Carlton B. Goodlett Place  
San Francisco, CA 94102-4638

Colleagues,

In accordance with the provisions of California State Government Code, Section 53646, we forward this report detailing the City's pooled fund portfolio as of January 31, 2025. These investments provide sufficient liquidity to meet expenditure requirements for the next six months and are in compliance with our statement of investment policy and California Code.

This correspondence and its attachments show the investment activity for the month of January 2025 for the portfolios under the Treasurer's management. All pricing and valuation data is obtained from Interactive Data Corporation.

**CCSF Pooled Fund Investment Earnings Statistics \***

<i>(in \$ million)</i>	Current Month		Prior Month	
	Fiscal YTD	January 2025	Fiscal YTD	December 2024
Average Daily Balance	\$ 16,165	\$ 16,657	\$ 16,082	\$ 16,945
Net Earnings	344.50	50.80	293.70	51.61
Earned Income Return	3.62%	3.59%	3.62%	3.59%

**CCSF Pooled Fund Statistics \***

<i>(in \$ million)</i>	% of Portfolio	Book Value	Market Value	Wtd. Avg. Coupon	Wtd. Avg. YTM	WAM
U.S. Treasuries	22.65%	\$ 3,872.6	\$ 3,794.5	2.06%	2.23%	714
Federal Agencies	40.52%	6,836.5	6,787.5	3.66%	3.71%	771
Public Time Deposits	0.36%	60.0	60.0	4.39%	4.39%	104
Negotiable CDs	12.33%	2,064.0	2,064.6	4.65%	4.65%	156
Commercial Paper	7.98%	1,336.5	1,336.5	0.00%	4.73%	92
Medium Term Notes	0.98%	163.9	163.4	3.95%	4.23%	657
Money Market Funds	12.87%	2,155.9	2,155.9	4.31%	4.31%	1
Supranationals	1.70%	286.8	284.6	2.82%	3.12%	602
Secured Bank Deposit	0.62%	103.1	103.1	4.35%	4.35%	1
<b>Totals</b>	<b>100.0%</b>	<b>\$ 16,879.3</b>	<b>\$ 16,750.3</b>	<b>3.20%</b>	<b>3.65%</b>	<b>520</b>

In the remainder of this report, we provide additional information and analytics at the security-level and portfolio-level, as recommended by the California Debt and Investment Advisory Commission.

Respectfully,

**José Cisneros**  
Treasurer

cc: Treasury Oversight Committee: Aimee Brown, Kevin Kone, Brenda Kwee McNulty  
Greg Wagner - Controller, Office of the Controller  
Mark de la Rosa - Director of Audits, Office of the Controller  
Mayor's Office of Public Policy and Finance  
San Francisco County Transportation Authority  
San Francisco Public Library  
San Francisco Health Service System

# Portfolio Summary

## Pooled Fund

As of January 31, 2025

<i>(in \$ million)</i>							
<b>Security Type</b>	<b>Par Value</b>	<b>Book Value</b>	<b>Market Value</b>	<b>Market/Book Price</b>	<b>Current % Allocation</b>	<b>Max. Policy Allocation</b>	<b>Compliant?</b>
U.S. Treasuries	\$ 3,886.0	\$ 3,872.6	\$ 3,794.5	97.98	22.94%	100%	Yes
Federal Agencies	6,841.2	6,836.5	6,787.5	99.28	40.50%	100%	Yes
State & Local Government							
Agency Obligations	-	-	-	-	0.00%	20%	Yes
Public Time Deposits	60.0	60.0	60.0	100.00	0.36%	100%	Yes
Negotiable CDs	2,064.0	2,064.0	2,064.6	100.03	12.23%	30%	Yes
Bankers Acceptances	-	-	-	-	0.00%	40%	Yes
Commercial Paper	1,352.0	1,336.5	1,336.5	100.00	7.92%	25%	Yes
Medium Term Notes	164.6	163.9	163.4	99.71	0.97%	30%	Yes
Repurchase Agreements	-	-	-	-	0.00%	10%	Yes
Reverse Repurchase/							
Securities Lending Agreements	-	-	-	-	0.00%	\$75mm	Yes
Money Market Funds - Government	2,155.9	2,155.9	2,155.9	100.00	12.77%	20%	Yes
LAIF	-	-	-	-	0.00%	\$50mm	Yes
Supranationals	287.7	286.8	284.6	99.23	1.70%	30%	Yes
Secured Bank Deposit	103.1	103.1	103.1	100.00	0.61%	N/A	Yes
<b>TOTAL</b>	<b>\$ 16,914.5</b>	<b>\$ 16,879.3</b>	<b>\$ 16,750.3</b>	<b>99.24</b>	<b>100.00%</b>	<b>-</b>	<b>Yes</b>

The City and County of San Francisco uses the following methodology to determine compliance: Compliance is pre-trade and calculated on a book value basis of the overall portfolio value. Cash balances are included in the City's compliance calculations.

Please note the information in this report does not include cash balances. Due to fluctuations in the market value of the securities held in the Pooled Fund and changes in the City's cash position, the allocation limits may be exceeded on a post-trade compliance basis. In these instances, no compliance violation has occurred, as the policy limits were not exceeded prior to trade execution. The full Investment Policy can be found at <https://sftreasurer.org/banking-investments/investments>

Totals may not add due to rounding.

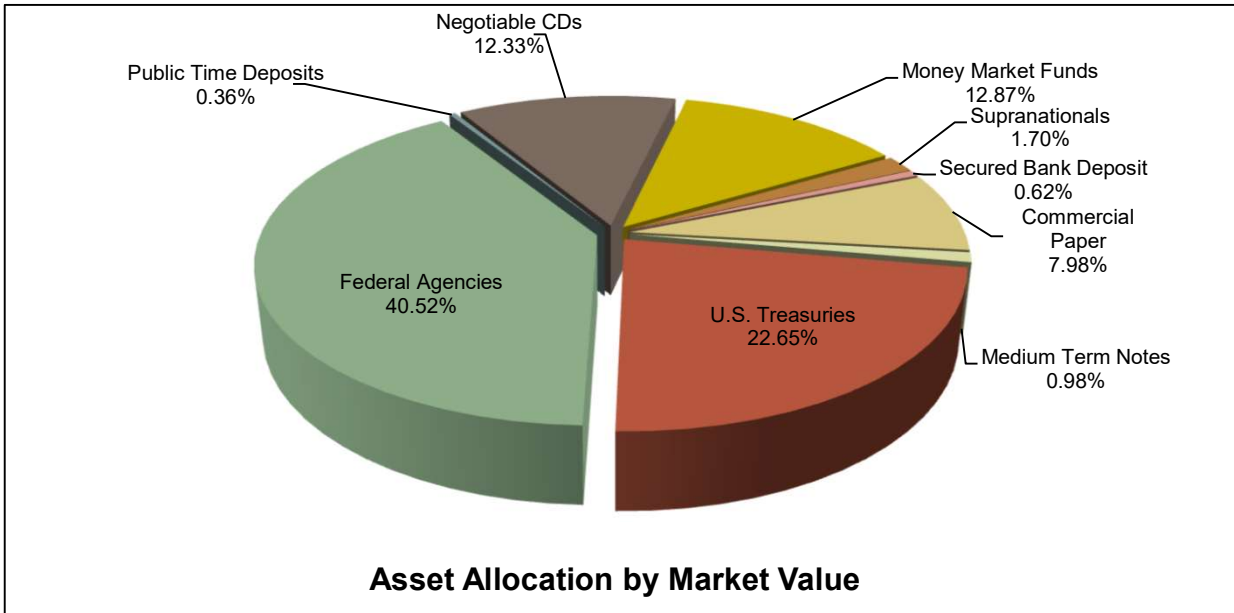
# City and County of San Francisco

## Pooled Fund Portfolio Statistics

For the month ended January 31, 2025

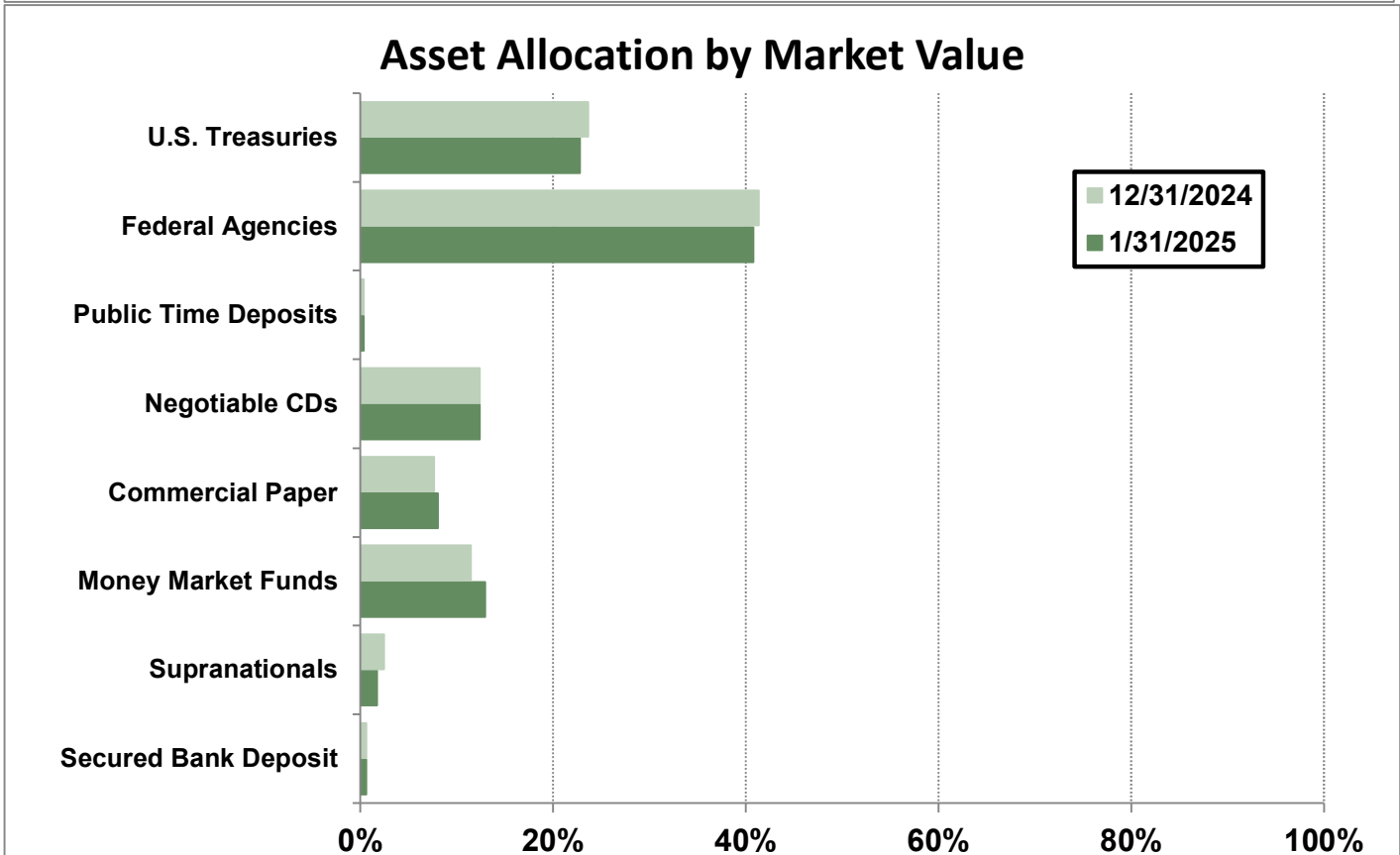
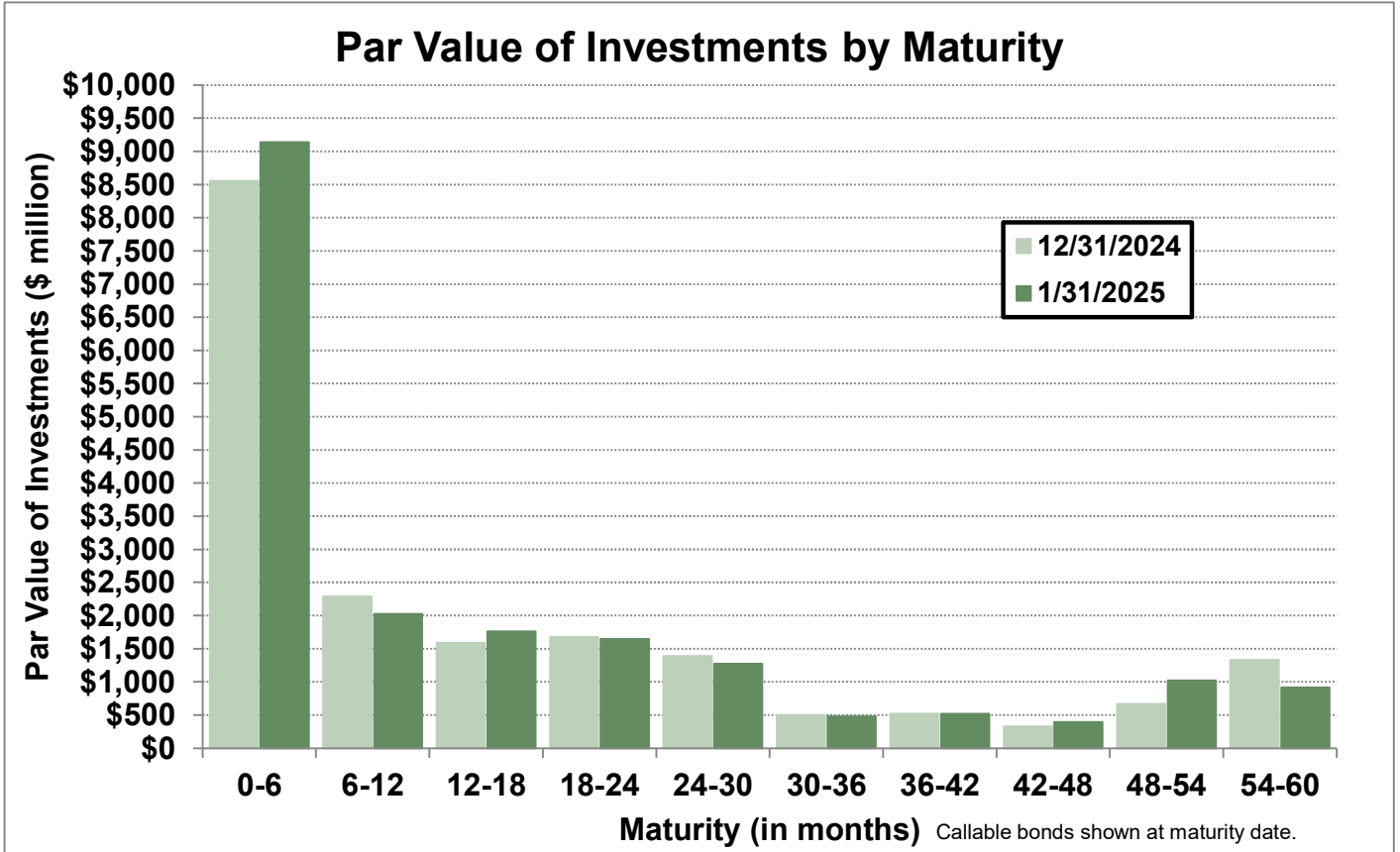
Average Daily Balance	\$16,656,524,001
Net Earnings	\$50,798,573
Earned Income Return	3.59%
Weighted Average Maturity	520 days

Investment Type	(\$ million)	Par Value	Book Value	Market Value
U.S. Treasuries	\$ 3,886.0	\$ 3,872.6	\$ 3,794.5	\$ 3,794.5
Federal Agencies	6,841.2	6,836.5	6,787.5	6,787.5
Public Time Deposits	60.0	60.0	60.0	60.0
Negotiable CDs	2,064.0	2,064.0	2,064.6	2,064.6
Commercial Paper	1,352.0	1,336.5	1,336.5	1,336.5
Medium Term Notes	164.6	163.9	163.4	163.4
Money Market Funds	2,155.9	2,155.9	2,155.9	2,155.9
Supranationals	287.7	286.8	284.6	284.6
Secured Bank Deposit	103.1	103.1	103.1	103.1
<b>Total</b>	<b>\$ 16,914.5</b>	<b>\$ 16,879.3</b>	<b>\$ 16,750.3</b>	<b>\$ 16,750.3</b>

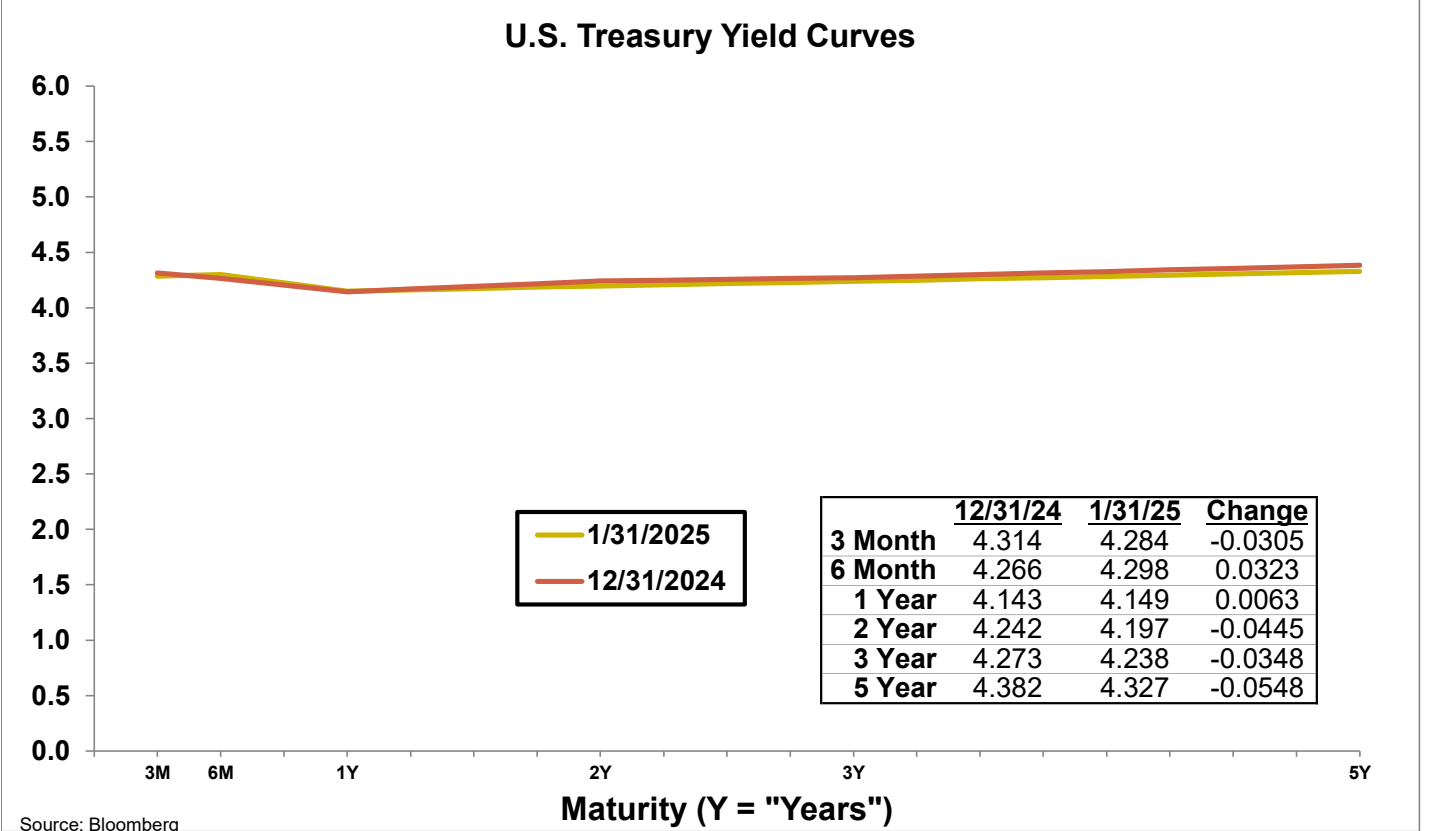
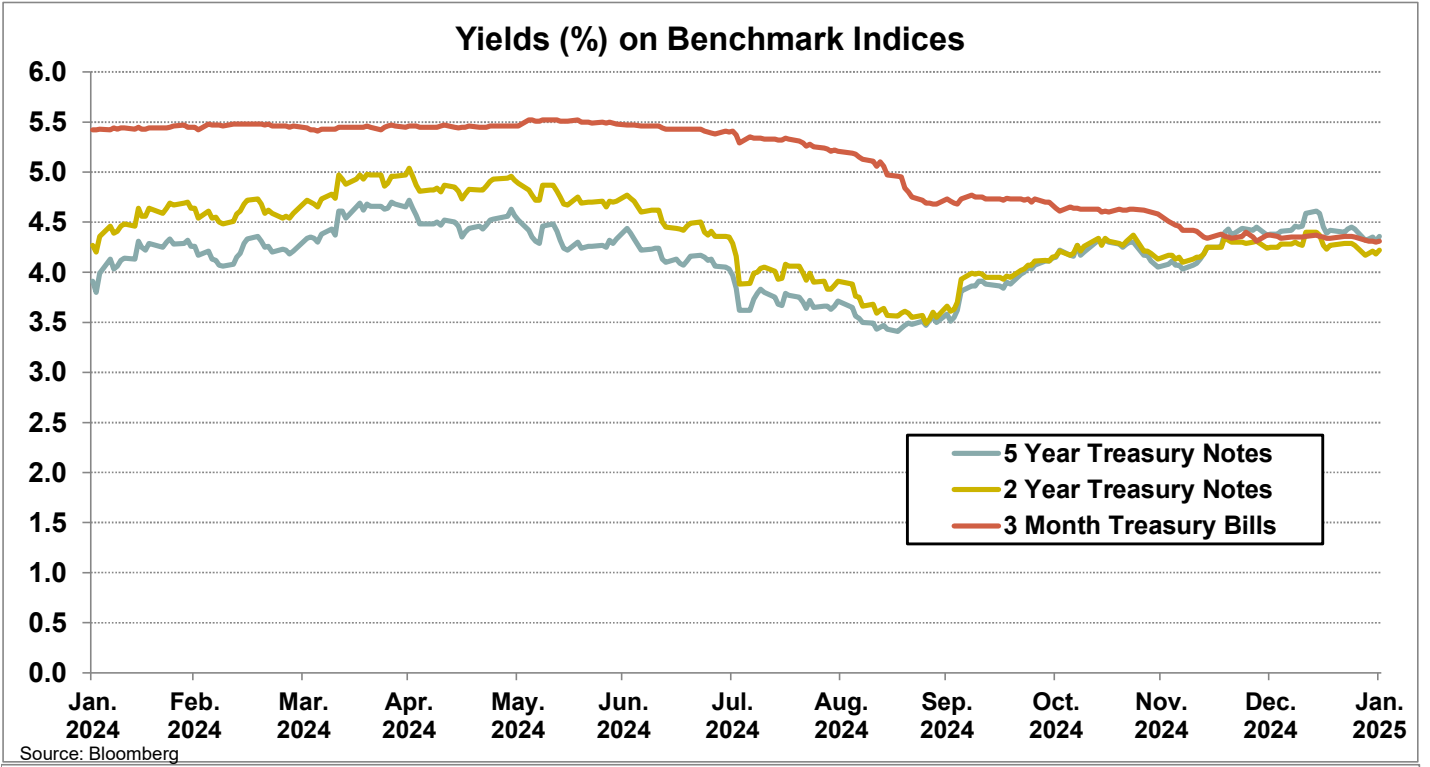


# Portfolio Analysis

## Pooled Fund



# Yield Curves



# Investment Inventory

## Pooled Fund

As of January 31, 2025

Type of Investment	CUSIP	Issuer Name	Maturity		Coupon	Par Value	Original Cost	Amortized	
			Settle Date	Date				Book Value	Market Value
U.S. Treasuries	912828ZC7	U.S. Treasury Note	3/15/2021	2/28/2025	1.13	\$ 50,000,000	\$ 51,011,719	\$ 50,018,891	\$ 49,888,670
U.S. Treasuries	912828ZC7	U.S. Treasury Note	3/31/2021	2/28/2025	1.13	50,000,000	50,998,047	50,018,844	49,888,670
U.S. Treasuries	912828ZF0	U.S. Treasury Note	4/15/2021	3/31/2025	0.50	50,000,000	49,779,297	49,991,147	49,714,845
U.S. Treasuries	912828ZF0	U.S. Treasury Note	4/19/2021	3/31/2025	0.50	50,000,000	49,839,844	49,993,558	49,714,845
U.S. Treasuries	912828ZL7	U.S. Treasury Note	5/18/2021	4/30/2025	0.38	50,000,000	49,615,234	49,976,535	49,537,110
U.S. Treasuries	912828XB1	U.S. Treasury Note	9/2/2021	5/15/2025	2.13	50,000,000	52,849,609	50,217,254	49,699,220
U.S. Treasuries	912828ZW3	U.S. Treasury Note	3/8/2021	6/30/2025	0.25	50,000,000	49,140,625	49,918,700	49,201,170
U.S. Treasuries	912828ZW3	U.S. Treasury Note	3/9/2021	6/30/2025	0.25	50,000,000	49,042,969	49,909,404	49,201,170
U.S. Treasuries	912828ZW3	U.S. Treasury Note	5/12/2021	6/30/2025	0.25	50,000,000	49,281,250	49,929,077	49,201,170
U.S. Treasuries	912828ZW3	U.S. Treasury Note	5/13/2021	6/30/2025	0.25	50,000,000	49,183,594	49,919,387	49,201,170
U.S. Treasuries	912828ZW3	U.S. Treasury Note	5/18/2021	6/30/2025	0.25	50,000,000	49,253,906	49,926,085	49,201,170
U.S. Treasuries	912828ZW3	U.S. Treasury Note	7/12/2021	6/30/2025	0.25	50,000,000	49,310,547	49,929,104	49,201,170
U.S. Treasuries	912828ZW3	U.S. Treasury Note	8/5/2021	6/30/2025	0.25	50,000,000	49,500,000	49,947,719	49,201,170
U.S. Treasuries	912828ZW3	U.S. Treasury Note	8/6/2021	6/30/2025	0.25	50,000,000	49,406,250	49,937,873	49,201,170
U.S. Treasuries	912828ZW3	U.S. Treasury Note	12/7/2021	6/30/2025	0.25	50,000,000	48,628,906	49,842,972	49,201,170
U.S. Treasuries	91282CHL8	U.S. Treasury Note	2/6/2024	6/30/2025	4.63	50,000,000	49,976,563	49,993,153	50,066,405
U.S. Treasuries	91282CAB7	U.S. Treasury Note	8/5/2021	7/31/2025	0.25	50,000,000	49,458,984	49,933,116	49,029,295
U.S. Treasuries	91282CAB7	U.S. Treasury Note	8/6/2021	7/31/2025	0.25	50,000,000	49,363,281	49,921,231	49,029,295
U.S. Treasuries	91282CFK2	U.S. Treasury Note	10/7/2022	9/15/2025	3.50	50,000,000	48,968,750	49,782,996	49,757,815
U.S. Treasuries	91282CAM3	U.S. Treasury Note	5/12/2021	9/30/2025	0.25	50,000,000	49,109,375	49,866,017	48,712,890
U.S. Treasuries	91282CAM3	U.S. Treasury Note	7/26/2021	9/30/2025	0.25	50,000,000	49,281,250	49,886,563	48,712,890
U.S. Treasuries	91282CAT8	U.S. Treasury Note	2/25/2021	10/31/2025	0.25	50,000,000	49,298,828	49,888,403	48,548,830
U.S. Treasuries	91282CAT8	U.S. Treasury Note	3/2/2021	10/31/2025	0.25	50,000,000	49,078,125	49,852,846	48,548,830
U.S. Treasuries	91282CAT8	U.S. Treasury Note	3/4/2021	10/31/2025	0.25	50,000,000	49,048,828	49,847,991	48,548,830
U.S. Treasuries	91282CBC4	U.S. Treasury Note	2/25/2021	12/31/2025	0.38	50,000,000	49,455,078	49,897,481	48,296,875
U.S. Treasuries	91282CBC4	U.S. Treasury Note	2/26/2021	12/31/2025	0.38	50,000,000	49,622,863	49,862,863	48,296,875
U.S. Treasuries	91282CBW0	U.S. Treasury Note	6/28/2021	4/30/2026	0.75	50,000,000	49,662,109	49,913,376	47,908,205
U.S. Treasuries	91282CBW0	U.S. Treasury Note	7/2/2021	4/30/2026	0.75	50,000,000	49,730,469	49,930,744	47,908,205
U.S. Treasuries	912828R36	U.S. Treasury Note	7/23/2021	5/15/2026	1.63	50,000,000	52,203,125	50,586,831	48,371,095
U.S. Treasuries	912828R36	U.S. Treasury Note	8/27/2021	5/15/2026	1.63	50,000,000	51,890,625	50,513,828	48,371,095
U.S. Treasuries	91282CCJ8	U.S. Treasury Note	7/2/2021	6/30/2026	0.88	50,000,000	49,931,641	49,980,736	47,726,565
U.S. Treasuries	91282CCJ8	U.S. Treasury Note	7/14/2021	6/30/2026	0.88	50,000,000	50,070,313	50,019,945	47,726,565
U.S. Treasuries	91282CCJ8	U.S. Treasury Note	7/22/2021	6/30/2026	0.88	50,000,000	50,345,703	50,098,499	47,726,565
U.S. Treasuries	91282CCJ8	U.S. Treasury Note	7/22/2021	6/30/2026	0.88	50,000,000	50,328,125	50,093,490	47,726,565
U.S. Treasuries	91282CCJ8	U.S. Treasury Note	8/6/2021	6/30/2026	0.88	50,000,000	50,406,250	50,116,720	47,726,565
U.S. Treasuries	91282CCJ8	U.S. Treasury Note	8/10/2021	6/30/2026	0.88	50,000,000	50,240,234	50,069,177	47,726,565
U.S. Treasuries	91282CCJ8	U.S. Treasury Note	9/24/2021	6/30/2026	0.88	50,000,000	49,937,500	49,981,537	47,726,565
U.S. Treasuries	91282CCJ8	U.S. Treasury Note	10/14/2021	6/30/2026	0.88	50,000,000	49,593,750	49,878,597	47,726,565
U.S. Treasuries	91282CCJ8	U.S. Treasury Note	1/4/2022	6/30/2026	0.88	50,000,000	49,027,344	49,694,783	47,726,565
U.S. Treasuries	91282CCW9	U.S. Treasury Note	9/28/2021	8/31/2026	0.75	50,000,000	49,449,219	49,823,554	47,371,095
U.S. Treasuries	91282CCZ2	U.S. Treasury Note	10/8/2021	9/30/2026	0.88	50,000,000	49,689,453	49,896,484	47,335,940
U.S. Treasuries	91282CCZ2	U.S. Treasury Note	10/8/2021	9/30/2026	0.88	50,000,000	49,671,875	49,890,625	47,335,940
U.S. Treasuries	91282CCZ2	U.S. Treasury Note	10/19/2021	9/30/2026	0.88	50,000,000	49,318,359	49,771,403	47,335,940
U.S. Treasuries	91282CDK4	U.S. Treasury Note	12/3/2021	11/30/2026	1.25	50,000,000	50,072,266	50,026,441	47,406,250
U.S. Treasuries	91282CDK4	U.S. Treasury Note	12/7/2021	11/30/2026	1.25	50,000,000	50,117,188	50,042,971	47,406,250
U.S. Treasuries	91282CDK4	U.S. Treasury Note	3/29/2022	11/30/2026	1.25	50,000,000	47,078,125	48,858,295	47,406,250
U.S. Treasuries	91282CDQ1	U.S. Treasury Note	3/29/2022	12/31/2026	1.25	50,000,000	47,107,422	48,838,309	47,294,920
U.S. Treasuries	91282CEF4	U.S. Treasury Note	4/6/2022	3/31/2027	2.50	25,000,000	24,757,813	24,895,141	24,117,188
U.S. Treasuries	91282CKV2	U.S. Treasury Note	6/26/2024	6/15/2027	4.63	50,000,000	50,199,219	50,158,787	50,450,950

# Investment Inventory

## Pooled Fund

Type of Investment	CUSIP	Issuer Name	Maturity			Par Value	Original Cost	Amortized	
			Settle Date	Date	Coupon			Book Value	Market Value
U.S. Treasuries	91282CKV2	U.S. Treasury Note	7/9/2024	6/15/2027	4.63	50,000,000	50,292,969	50,236,345	50,450,950
U.S. Treasuries	91282CKV2	U.S. Treasury Note	10/8/2024	6/15/2027	4.63	50,000,000	50,906,250	50,798,980	50,450,950
U.S. Treasuries	91282CEW7	U.S. Treasury Note	3/21/2024	6/30/2027	3.25	50,000,000	48,203,125	48,679,387	48,882,815
U.S. Treasuries	91282CEW7	U.S. Treasury Note	4/3/2024	6/30/2027	3.25	50,000,000	48,113,281	48,598,119	48,882,815
U.S. Treasuries	91282CEW7	U.S. Treasury Note	9/26/2024	6/30/2027	3.25	50,000,000	49,683,594	49,723,812	48,882,815
U.S. Treasuries	91282CLL3	U.S. Treasury Note	10/1/2024	9/15/2027	3.38	50,000,000	49,785,156	49,809,647	48,910,155
U.S. Treasuries	91282CMB4	U.S. Treasury Note	12/16/2024	12/15/2027	4.00	50,000,000	49,718,750	49,730,833	49,686,350
U.S. Treasuries	91282CMB4	U.S. Treasury Note	12/16/2024	12/15/2027	4.00	50,000,000	49,712,891	49,725,225	49,686,350
U.S. Treasuries	9128284N7	U.S. Treasury Note	4/9/2024	5/15/2028	2.88	65,000,000	61,082,227	61,862,117	62,184,181
U.S. Treasuries	91282CHK0	U.S. Treasury Note	1/5/2024	6/30/2028	4.00	50,000,000	49,974,609	49,980,701	49,542,970
U.S. Treasuries	91282CHK0	U.S. Treasury Note	1/18/2024	6/30/2028	4.00	50,000,000	49,927,734	49,944,633	49,542,970
U.S. Treasuries	91282CHK0	U.S. Treasury Note	1/18/2024	6/30/2028	4.00	50,000,000	49,904,297	49,926,677	49,542,970
U.S. Treasuries	91282CHK0	U.S. Treasury Note	2/6/2024	6/30/2028	4.00	50,000,000	49,677,734	49,750,174	49,542,970
U.S. Treasuries	91282CHK0	U.S. Treasury Note	2/27/2024	6/30/2028	4.00	50,000,000	49,298,828	49,449,237	49,542,970
U.S. Treasuries	91282CHK0	U.S. Treasury Note	5/13/2024	6/30/2028	4.00	50,000,000	48,939,453	49,124,996	49,542,970
U.S. Treasuries	91282CHX2	U.S. Treasury Note	12/12/2023	8/31/2028	4.38	50,000,000	50,115,234	50,087,362	50,085,940
U.S. Treasuries	91282CJW2	U.S. Treasury Note	10/8/2024	1/31/2029	4.00	65,000,000	65,266,602	65,246,979	64,207,813
U.S. Treasuries	9128286B1	U.S. Treasury Note	4/11/2024	2/15/2029	2.63	50,000,000	45,710,938	46,427,799	46,847,655
U.S. Treasuries	91282CKD2	U.S. Treasury Note	4/8/2024	2/28/2029	4.25	50,000,000	49,773,438	49,811,346	49,820,315
U.S. Treasuries	91282CKP5	U.S. Treasury Note	10/24/2024	4/30/2029	4.63	50,000,000	51,171,875	51,100,809	50,521,485
U.S. Treasuries	91282CKP5	U.S. Treasury Note	12/20/2024	4/30/2029	4.63	51,000,000	51,448,242	51,436,135	51,531,915
U.S. Treasuries	91282CKT7	U.S. Treasury Note	10/23/2024	5/31/2029	4.50	50,000,000	51,039,063	50,976,632	50,291,015
U.S. Treasuries	91282CLC3	U.S. Treasury Note	10/1/2024	7/31/2029	4.00	50,000,000	51,046,875	50,973,879	49,377,000
U.S. Treasuries	91282CLC3	U.S. Treasury Note	10/24/2024	7/31/2029	4.00	50,000,000	49,888,672	49,895,066	49,377,000
U.S. Treasuries	91282CLC3	U.S. Treasury Note	10/7/2024	7/31/2029	4.00	65,000,000	65,563,672	65,526,158	64,190,100
U.S. Treasuries	91282CFJ5	U.S. Treasury Note	10/1/2024	8/31/2029	3.13	50,000,000	49,041,016	49,106,729	47,439,455
U.S. Treasuries	91282CFJ5	U.S. Treasury Note	10/3/2024	8/31/2029	3.13	65,000,000	63,664,453	63,771,292	61,671,292
U.S. Treasuries	91282CLR0	U.S. Treasury Note	11/25/2024	10/31/2029	4.13	50,000,000	49,611,328	49,626,003	49,494,140
<b>Subtotals</b>					<b>2.06</b>	<b>\$ 3,886,000,000</b>	<b>\$ 3,858,542,774</b>	<b>\$ 3,872,599,849</b>	<b>\$ 3,794,491,452</b>

Federal Agencies	3133EPAG0	Federal Farm Credit Bank	2/10/2023	2/10/2025	4.25	\$ 10,000,000	\$ 9,947,200	\$ 9,999,350	\$ 9,996,900
Federal Agencies	3133EPAG0	Federal Farm Credit Bank	2/10/2023	2/10/2025	4.25	29,875,000	29,716,065	29,873,043	29,865,739
Federal Agencies	3137EAEP0	Freddie Mac	2/14/2020	2/12/2025	1.50	5,000,000	4,996,150	4,999,977	4,994,450
Federal Agencies	3137EAEP0	Freddie Mac	2/14/2020	2/12/2025	1.50	5,000,000	4,996,150	4,999,977	4,994,450
Federal Agencies	3137EAEP0	Freddie Mac	2/14/2020	2/12/2025	1.50	5,000,000	4,996,150	4,999,977	4,994,450
Federal Agencies	3137EAEP0	Freddie Mac	2/14/2020	2/12/2025	1.50	15,000,000	14,988,450	14,999,930	14,983,350
Federal Agencies	3137EAEP0	Freddie Mac	2/14/2020	2/12/2025	1.50	50,000,000	49,961,500	49,999,768	49,944,500
Federal Agencies	3137EAEP0	Freddie Mac	4/21/2021	2/12/2025	1.50	53,532,000	55,450,052	53,547,146	53,472,579
Federal Agencies	3130AUVZ4	Federal Home Loan Bank	2/13/2023	2/13/2025	4.50	50,000,000	49,921,500	49,998,711	49,987,500
Federal Agencies	3130AV7L0	Federal Home Loan Bank	3/3/2023	2/28/2025	5.00	25,000,000	24,967,000	24,998,776	25,002,250
Federal Agencies	3130AV7L0	Federal Home Loan Bank	3/3/2023	2/28/2025	5.00	35,000,000	34,953,800	34,998,287	35,003,150
Federal Agencies	3133ELQY3	Federal Farm Credit Bank	3/23/2020	3/3/2025	1.21	16,000,000	15,990,720	15,999,846	15,955,680
Federal Agencies	3133ELQY3	Federal Farm Credit Bank	3/23/2020	3/3/2025	1.21	24,000,000	23,964,240	23,999,406	23,933,520
Federal Agencies	3133EMWT5	Federal Farm Credit Bank	4/21/2021	4/21/2025	0.60	50,000,000	49,973,500	49,998,567	49,586,500
Federal Agencies	3135G03U5	Fannie Mae	12/8/2021	4/22/2025	0.63	37,938,000	37,367,792	37,900,943	37,621,218
Federal Agencies	3135G03U5	Fannie Mae	7/12/2021	4/22/2025	0.63	50,000,000	50,108,000	50,006,261	49,582,500
Federal Agencies	3135G03U5	Fannie Mae	12/8/2021	4/22/2025	0.63	50,000,000	49,243,950	49,950,866	49,582,500
Federal Agencies	3133ENXE5	Federal Farm Credit Bank	5/23/2022	5/23/2025	2.85	6,000,000	5,991,600	5,999,149	5,970,120
Federal Agencies	3133ENXE5	Federal Farm Credit Bank	5/23/2022	5/23/2025	2.85	20,000,000	19,972,000	19,997,164	19,900,400
Federal Agencies	3130AWER7	Federal Home Loan Bank	6/12/2023	6/6/2025	4.63	10,000,000	9,991,700	9,998,569	10,007,300

# Investment Inventory

## Pooled Fund

Type of Investment	CUSIP	Issuer Name	Maturity			Par Value	Original Cost	Amortized	
			Settle Date	Date	Coupon			Book Value	Market Value
Federal Agencies	3130AWER7	Federal Home Loan Bank	6/12/2023	6/6/2025	4.63	15,000,000	14,987,550	14,997,853	15,010,950
Federal Agencies	3130AWER7	Federal Home Loan Bank	6/12/2023	6/6/2025	4.63	25,000,000	24,979,250	24,996,422	25,018,250
Federal Agencies	3130AWER7	Federal Home Loan Bank	6/12/2023	6/6/2025	4.63	52,000,000	51,956,840	51,992,559	52,037,960
Federal Agencies	3130ASG86	Federal Home Loan Bank	8/4/2022	6/13/2025	3.38	11,940,000	12,000,178	11,947,609	11,894,986
Federal Agencies	3130ASG86	Federal Home Loan Bank	8/3/2022	6/13/2025	3.38	12,700,000	12,806,045	12,713,395	12,652,121
Federal Agencies	3130ATST5	Federal Home Loan Bank	5/10/2023	6/13/2025	4.38	3,000,000	3,012,270	3,002,117	2,999,250
Federal Agencies	3130ATST5	Federal Home Loan Bank	5/8/2023	6/13/2025	4.38	9,915,000	9,975,878	9,925,477	9,912,521
Federal Agencies	3130ATST5	Federal Home Loan Bank	5/8/2023	6/13/2025	4.38	10,000,000	10,065,000	10,011,186	9,997,500
Federal Agencies	3130ATST5	Federal Home Loan Bank	5/11/2023	6/13/2025	4.38	10,000,000	10,036,000	10,006,220	9,997,500
Federal Agencies	3130ATST5	Federal Home Loan Bank	5/17/2023	6/13/2025	4.38	24,000,000	24,079,440	24,013,834	23,994,000
Federal Agencies	3130ATST5	Federal Home Loan Bank	5/9/2023	6/13/2025	4.38	25,500,000	25,624,695	25,521,488	25,493,625
Federal Agencies	3130AWLY4	Federal Home Loan Bank	7/25/2023	6/13/2025	5.13	10,800,000	10,818,036	10,803,455	10,830,132
Federal Agencies	3130AWLY4	Federal Home Loan Bank	7/25/2023	6/13/2025	5.13	48,150,000	48,241,967	48,167,619	48,284,339
Federal Agencies	3133EN4B3	Federal Farm Credit Bank	12/13/2022	6/13/2025	4.25	15,000,000	14,988,383	14,998,320	14,989,500
Federal Agencies	3133EN4B3	Federal Farm Credit Bank	12/13/2022	6/13/2025	4.25	15,000,000	14,989,800	14,989,525	14,989,500
Federal Agencies	3133EN4B3	Federal Farm Credit Bank	12/13/2022	6/13/2025	4.25	15,000,000	14,989,050	14,998,417	14,989,500
Federal Agencies	3133ENYQ7	Federal Farm Credit Bank	6/13/2022	6/13/2025	2.95	50,000,000	49,975,500	49,997,049	49,737,500
Federal Agencies	3135G04Z3	Fannie Mae	12/8/2021	6/17/2025	0.50	4,655,000	4,556,640	4,644,606	4,588,601
Federal Agencies	3135G04Z3	Fannie Mae	12/8/2021	6/17/2025	0.50	10,000,000	9,789,600	9,977,767	9,857,360
Federal Agencies	3130AN4A5	Federal Home Loan Bank	7/12/2021	6/30/2025	0.70	17,680,000	17,734,631	17,685,618	17,416,391
Federal Agencies	3133EPKA2	Federal Farm Credit Bank	5/18/2023	8/18/2025	4.00	25,000,000	24,982,000	24,995,670	24,965,500
Federal Agencies	3133EPKA2	Federal Farm Credit Bank	5/18/2023	8/18/2025	4.00	26,500,000	26,483,835	26,496,111	26,463,430
Federal Agencies	3133EPKA2	Federal Farm Credit Bank	5/18/2023	8/18/2025	4.00	30,000,000	29,981,700	29,995,597	29,958,600
Federal Agencies	3135G05X7	Fannie Mae	3/4/2021	8/25/2025	0.38	25,000,000	24,684,250	24,960,411	24,457,500
Federal Agencies	3135G05X7	Fannie Mae	2/25/2021	8/25/2025	0.38	72,500,000	71,862,000	72,420,347	70,926,750
Federal Agencies	3130A8ZQ9	Federal Home Loan Bank	11/2/2021	9/12/2025	1.75	10,295,000	10,575,333	10,339,336	10,136,251
Federal Agencies	3133EPVY8	Federal Farm Credit Bank	9/15/2023	9/15/2025	5.00	8,230,000	8,224,074	8,228,168	8,264,566
Federal Agencies	3133EPVY8	Federal Farm Credit Bank	9/15/2023	9/15/2025	5.00	15,000,000	14,981,850	14,994,389	15,063,000
Federal Agencies	3133EPVY8	Federal Farm Credit Bank	9/15/2023	9/15/2025	5.00	20,000,000	19,975,800	19,992,518	20,084,000
Federal Agencies	3137EAEX3	Freddie Mac	3/4/2021	9/23/2025	0.38	22,600,000	22,295,352	22,557,159	22,039,068
Federal Agencies	3133EPDL6	Federal Farm Credit Bank	3/15/2023	10/1/2025	4.85	50,000,000	50,000,000	50,000,000	50,179,000
Federal Agencies	3133EPYW9	Federal Farm Credit Bank	10/20/2023	10/20/2025	5.13	24,000,000	23,923,440	23,972,665	24,144,000
Federal Agencies	3133EPYW9	Federal Farm Credit Bank	10/20/2023	10/20/2025	5.13	25,000,000	24,985,500	24,994,823	25,150,000
Federal Agencies	3133EPYW9	Federal Farm Credit Bank	10/20/2023	10/20/2025	5.13	35,000,000	34,972,350	34,990,128	35,210,000
Federal Agencies	3133EPYW9	Federal Farm Credit Bank	10/20/2023	10/20/2025	5.13	50,000,000	49,972,000	49,990,003	50,300,000
Federal Agencies	3133ENEG1	Federal Farm Credit Bank	11/17/2021	11/17/2025	1.05	39,675,000	39,622,232	39,664,562	38,687,886
Federal Agencies	3133ENEG1	Federal Farm Credit Bank	11/17/2021	11/17/2025	1.05	55,000,000	54,923,000	54,984,769	53,631,600
Federal Agencies	3133ENHM5	Federal Farm Credit Bank	12/16/2021	12/16/2025	1.17	45,000,000	44,954,100	44,990,009	43,825,950
Federal Agencies	3133ENHM5	Federal Farm Credit Bank	12/16/2021	12/16/2025	1.17	50,000,000	49,949,000	49,988,899	48,695,500
Federal Agencies	3133EN5E6	Federal Farm Credit Bank	12/29/2022	12/29/2025	4.00	15,000,000	14,954,700	14,986,319	14,986,200
Federal Agencies	3133EN5E6	Federal Farm Credit Bank	12/29/2022	12/29/2025	4.00	20,000,000	19,939,600	19,981,759	19,981,600
Federal Agencies	3133EN5E6	Federal Farm Credit Bank	12/29/2022	12/29/2025	4.00	25,000,000	24,923,750	24,976,972	24,977,000
Federal Agencies	3133EN6A3	Federal Farm Credit Bank	1/13/2023	1/13/2026	4.00	20,000,000	19,982,400	19,994,444	19,981,000
Federal Agencies	3133EN6A3	Federal Farm Credit Bank	1/13/2023	1/13/2026	4.00	30,000,000	29,977,200	29,992,802	29,971,500
Federal Agencies	3130AUTC8	Federal Home Loan Bank	2/9/2023	2/6/2026	4.01	21,100,000	20,985,427	21,061,215	21,056,323
Federal Agencies	3133EPJX4	Federal Farm Credit Bank	5/17/2023	2/17/2026	3.63	25,000,000	24,928,500	24,972,948	24,851,500
Federal Agencies	3133EPJX4	Federal Farm Credit Bank	5/17/2023	2/17/2026	3.63	30,000,000	29,905,500	29,964,246	29,821,800
Federal Agencies	3133EPBJ3	Federal Farm Credit Bank	2/23/2023	2/23/2026	4.38	25,000,000	24,953,500	24,983,581	25,043,750
Federal Agencies	3133EPBJ3	Federal Farm Credit Bank	2/23/2023	2/23/2026	4.38	28,000,000	27,954,080	27,983,786	28,049,000
Federal Agencies	3133EPBJ3	Federal Farm Credit Bank	2/23/2023	2/23/2026	4.38	50,000,000	49,918,000	49,971,046	50,087,500



# Investment Inventory

## Pooled Fund

Type of Investment	CUSIP	Issuer Name	Settle Date	Maturity		Par Value	Original Cost	Amortized	
				Date	Coupon			Book Value	Market Value
Federal Agencies	3133ENJ35	Federal Farm Credit Bank	8/25/2022	2/25/2026	3.32	35,000,000	34,957,650	34,987,130	34,651,750
Federal Agencies	3130AXB31	Federal Home Loan Bank	11/2/2023	3/13/2026	4.88	10,000,000	9,953,900	9,978,340	10,069,300
Federal Agencies	3130AXB31	Federal Home Loan Bank	11/2/2023	3/13/2026	4.88	10,000,000	9,950,700	9,976,837	10,069,300
Federal Agencies	3130AXB31	Federal Home Loan Bank	11/2/2023	3/13/2026	4.88	10,000,000	9,950,700	9,976,837	10,069,300
Federal Agencies	3130AXB31	Federal Home Loan Bank	4/5/2024	3/13/2026	4.88	25,000,000	25,053,750	25,030,790	25,173,250
Federal Agencies	3130AXB31	Federal Home Loan Bank	4/2/2024	3/13/2026	4.88	36,730,000	36,803,460	36,771,903	36,984,539
Federal Agencies	3133EP5K7	Federal Farm Credit Bank	4/2/2024	3/13/2026	4.50	50,000,000	49,758,000	49,861,958	50,120,500
Federal Agencies	3133EMZ21	Federal Farm Credit Bank	8/9/2021	4/6/2026	0.69	15,500,000	15,458,150	15,489,445	14,855,510
Federal Agencies	3133ENUD0	Federal Farm Credit Bank	4/8/2022	4/8/2026	2.64	20,000,000	19,961,200	19,988,554	19,621,800
Federal Agencies	3133ENUD0	Federal Farm Credit Bank	4/8/2022	4/8/2026	2.64	30,000,000	29,941,800	29,982,831	29,432,700
Federal Agencies	3130AVWS7	Federal Home Loan Bank	5/10/2023	6/12/2026	3.75	17,045,000	16,991,479	17,021,487	16,934,889
Federal Agencies	3130AVWS7	Federal Home Loan Bank	5/17/2023	6/12/2026	3.75	20,000,000	19,939,200	19,973,122	19,870,800
Federal Agencies	3130AWAH3	Federal Home Loan Bank	6/1/2023	6/12/2026	4.00	10,000,000	9,934,300	9,970,563	9,968,100
Federal Agencies	3130AWAH3	Federal Home Loan Bank	6/1/2023	6/12/2026	4.00	15,000,000	14,899,350	14,954,903	14,952,150
Federal Agencies	3130AWLZ1	Federal Home Loan Bank	7/10/2023	6/12/2026	4.75	50,000,000	49,856,000	49,933,124	50,292,500
Federal Agencies	3130B1BT3	Federal Home Loan Bank	6/18/2024	6/12/2026	4.88	13,485,000	13,505,093	13,498,765	13,597,735
Federal Agencies	3133ERHD6	Federal Farm Credit Bank	6/18/2024	6/12/2026	4.88	20,000,000	20,030,400	20,020,827	20,171,800
Federal Agencies	3133ERHD6	Federal Farm Credit Bank	6/18/2024	6/12/2026	4.88	32,000,000	32,051,200	32,035,076	32,274,880
Federal Agencies	3133EPMU6	Federal Farm Credit Bank	6/15/2023	6/15/2026	4.25	20,000,000	19,969,200	19,985,977	20,012,600
Federal Agencies	3133EPMU6	Federal Farm Credit Bank	6/15/2023	6/15/2026	4.25	24,700,000	24,640,226	24,672,785	24,715,561
Federal Agencies	3133EPMU6	Federal Farm Credit Bank	6/15/2023	6/15/2026	4.25	30,000,000	29,951,400	29,977,873	30,018,900
Federal Agencies	3133EPNG6	Federal Farm Credit Bank	6/23/2023	6/23/2026	4.38	25,000,000	24,986,750	24,993,871	25,110,000
Federal Agencies	3133EPNG6	Federal Farm Credit Bank	6/23/2023	6/23/2026	4.38	25,000,000	24,986,750	24,986,871	25,110,000
Federal Agencies	3133EPNG6	Federal Farm Credit Bank	6/23/2023	6/23/2026	4.38	50,000,000	49,973,500	49,987,741	50,220,000
Federal Agencies	3133EPVP7	Federal Farm Credit Bank	9/8/2023	7/8/2026	4.75	10,000,000	9,991,700	9,995,810	10,077,300
Federal Agencies	3133EPVP7	Federal Farm Credit Bank	9/8/2023	7/8/2026	4.75	19,000,000	18,984,800	18,992,326	19,146,870
Federal Agencies	3133EPVP7	Federal Farm Credit Bank	9/8/2023	7/8/2026	4.75	21,000,000	20,982,780	20,991,307	21,162,330
Federal Agencies	3130ANNM8	Federal Home Loan Bank	8/19/2021	7/13/2026	1.05	25,000,000	25,000,000	25,000,000	23,876,500
Federal Agencies	3130ANNM8	Federal Home Loan Bank	8/19/2021	7/13/2026	1.05	25,000,000	25,000,000	25,000,000	23,876,500
Federal Agencies	3130ANNM8	Federal Home Loan Bank	8/19/2021	7/13/2026	1.05	25,000,000	25,000,000	25,000,000	23,876,500
Federal Agencies	3130ANNM8	Federal Home Loan Bank	8/19/2021	7/13/2026	1.05	25,000,000	25,000,000	25,000,000	23,876,500
Federal Agencies	3130ANMP2	Federal Home Loan Bank	8/20/2021	7/27/2026	1.07	25,000,000	25,000,000	25,000,000	23,852,750
Federal Agencies	3130ANMP2	Federal Home Loan Bank	8/20/2021	7/27/2026	1.07	25,000,000	25,000,000	25,000,000	23,852,750
Federal Agencies	3130ANMP2	Federal Home Loan Bank	8/20/2021	7/27/2026	1.07	25,000,000	25,000,000	25,000,000	23,852,750
Federal Agencies	3130ANMP2	Federal Home Loan Bank	8/20/2021	7/27/2026	1.07	25,000,000	25,000,000	25,000,000	23,852,750
Federal Agencies	3133EPZY4	Federal Farm Credit Bank	10/30/2023	7/30/2026	5.00	3,000,000	2,991,930	2,995,627	3,034,020
Federal Agencies	3133EPZY4	Federal Farm Credit Bank	10/30/2023	7/30/2026	5.00	9,615,000	9,589,136	9,600,986	9,724,034
Federal Agencies	3133EPZY4	Federal Farm Credit Bank	10/30/2023	7/30/2026	5.00	16,000,000	15,956,960	15,976,680	16,181,440
Federal Agencies	3133EPZY4	Federal Farm Credit Bank	10/30/2023	7/30/2026	5.00	25,000,000	24,936,750	24,965,729	25,283,500
Federal Agencies	3130ANTG5	Federal Home Loan Bank	9/13/2021	8/10/2026	1.05	25,000,000	25,000,000	25,000,000	23,816,000
Federal Agencies	3130ANTG5	Federal Home Loan Bank	9/13/2021	8/10/2026	1.05	25,000,000	25,000,000	25,000,000	23,816,000
Federal Agencies	3130ANTG5	Federal Home Loan Bank	9/13/2021	8/10/2026	1.05	25,000,000	25,000,000	25,000,000	23,816,000
Federal Agencies	3130ANTG5	Federal Home Loan Bank	9/13/2021	8/10/2026	1.05	25,000,000	25,000,000	25,000,000	23,816,000
Federal Agencies	3133EPSW6	Federal Farm Credit Bank	8/14/2023	8/14/2026	4.50	50,000,000	49,885,000	49,941,346	50,209,500
Federal Agencies	3130AP6T7	Federal Home Loan Bank	10/1/2021	9/3/2026	1.08	25,000,000	25,000,000	25,000,000	23,791,750
Federal Agencies	3130AP6T7	Federal Home Loan Bank	10/1/2021	9/3/2026	1.08	25,000,000	25,000,000	25,000,000	23,791,750
Federal Agencies	3130AP6T7	Federal Home Loan Bank	10/1/2021	9/3/2026	1.08	25,000,000	25,000,000	25,000,000	23,791,750
Federal Agencies	3130AP6T7	Federal Home Loan Bank	10/1/2021	9/3/2026	1.08	25,000,000	25,000,000	25,000,000	23,791,750
Federal Agencies	3130B2PJ8	Federal Home Loan Bank	9/13/2024	9/4/2026	3.63	19,000,000	18,974,730	18,979,672	18,865,290
Federal Agencies	3130B2PJ8	Federal Home Loan Bank	9/13/2024	9/4/2026	3.63	25,000,000	24,966,750	24,973,252	24,822,750

# Investment Inventory

## Pooled Fund

Type of Investment	CUSIP	Issuer Name	Maturity			Par Value	Original Cost	Amortized	
			Settle Date	Date	Coupon			Book Value	Market Value
Federal Agencies	3130B2PJ8	Federal Home Loan Bank	9/13/2024	9/4/2026	3.63	25,900,000	25,865,553	25,872,290	25,716,369
Federal Agencies	3130B2PJ8	Federal Home Loan Bank	9/13/2024	9/4/2026	3.63	50,000,000	49,933,500	49,946,505	49,645,500
Federal Agencies	3133EM4X7	Federal Farm Credit Bank	12/12/2023	9/10/2026	0.80	28,975,000	26,174,277	27,338,685	27,406,004
Federal Agencies	3130AXCP1	Federal Home Loan Bank	10/18/2023	9/11/2026	4.88	11,895,000	11,821,965	11,854,517	12,012,047
Federal Agencies	3130B3A29	Federal Home Loan Bank	10/11/2024	10/9/2026	4.00	15,000,000	14,996,850	14,997,339	14,969,700
Federal Agencies	3130B3A29	Federal Home Loan Bank	10/11/2024	10/9/2026	4.00	25,000,000	24,994,750	24,995,565	24,949,500
Federal Agencies	3130B3A29	Federal Home Loan Bank	10/11/2024	10/9/2026	4.00	25,000,000	24,994,750	24,995,565	24,949,500
Federal Agencies	3130B3A29	Federal Home Loan Bank	10/11/2024	10/9/2026	4.00	50,000,000	49,989,500	49,991,130	49,899,000
Federal Agencies	3130APPR0	Federal Home Loan Bank	11/18/2021	10/19/2026	1.43	25,000,000	25,000,000	25,000,000	23,835,500
Federal Agencies	3130APPR0	Federal Home Loan Bank	11/18/2021	10/19/2026	1.43	25,000,000	25,000,000	25,000,000	23,835,500
Federal Agencies	3130APPR0	Federal Home Loan Bank	11/18/2021	10/19/2026	1.43	25,000,000	25,000,000	25,000,000	23,835,500
Federal Agencies	3130APPR0	Federal Home Loan Bank	11/18/2021	10/19/2026	1.43	25,000,000	25,000,000	25,000,000	23,835,500
Federal Agencies	3133EPZA6	Federal Farm Credit Bank	10/20/2023	10/20/2026	4.88	14,000,000	13,904,940	13,945,705	14,146,720
Federal Agencies	3133EPZA6	Federal Farm Credit Bank	10/20/2023	10/20/2026	4.88	30,000,000	29,834,100	29,905,243	30,314,400
Federal Agencies	3130AQ7L1	Federal Home Loan Bank	12/16/2021	11/16/2026	1.61	25,000,000	25,000,000	25,000,000	23,845,000
Federal Agencies	3130AQ7L1	Federal Home Loan Bank	12/16/2021	11/16/2026	1.61	25,000,000	25,000,000	25,000,000	23,845,000
Federal Agencies	3130AQ7L1	Federal Home Loan Bank	12/16/2021	11/16/2026	1.61	25,000,000	25,000,000	25,000,000	23,845,000
Federal Agencies	3130AQ7L1	Federal Home Loan Bank	12/16/2021	11/16/2026	1.61	25,000,000	25,000,000	25,000,000	23,845,000
Federal Agencies	3130AXU63	Federal Home Loan Bank	11/17/2023	11/17/2026	4.63	50,000,000	49,911,500	49,947,191	50,328,000
Federal Agencies	3130AQJ95	Federal Home Loan Bank	1/14/2022	12/14/2026	1.65	25,000,000	25,000,000	25,000,000	23,810,750
Federal Agencies	3130AQJ95	Federal Home Loan Bank	1/14/2022	12/14/2026	1.65	25,000,000	25,000,000	25,000,000	23,810,750
Federal Agencies	3130AQJ95	Federal Home Loan Bank	1/14/2022	12/14/2026	1.65	25,000,000	25,000,000	25,000,000	23,810,750
Federal Agencies	3130AQJ95	Federal Home Loan Bank	1/14/2022	12/14/2026	1.65	25,000,000	25,000,000	25,000,000	23,810,750
Federal Agencies	3133ERWR8	Federal Farm Credit Bank	10/8/2024	1/7/2027	3.50	12,500,000	12,373,750	12,391,588	12,329,125
Federal Agencies	3130AYPN0	Federal Home Loan Bank	1/29/2024	1/15/2027	4.13	12,000,000	11,973,000	11,982,208	12,008,040
Federal Agencies	3130AYPN0	Federal Home Loan Bank	1/29/2024	1/15/2027	4.13	25,000,000	24,943,750	24,962,933	25,016,750
Federal Agencies	3130AYPN0	Federal Home Loan Bank	1/29/2024	1/15/2027	4.13	29,350,000	29,283,963	29,306,484	29,369,665
Federal Agencies	3130AYPN0	Federal Home Loan Bank	1/29/2024	1/15/2027	4.13	50,000,000	49,887,500	49,925,866	50,033,500
Federal Agencies	3133EPX91	Federal Farm Credit Bank	1/25/2024	1/25/2027	4.13	5,000,000	4,992,850	4,995,283	4,988,800
Federal Agencies	3133EPX91	Federal Farm Credit Bank	1/25/2024	1/25/2027	4.13	10,000,000	9,986,600	9,991,160	9,977,600
Federal Agencies	3133EPX91	Federal Farm Credit Bank	1/25/2024	1/25/2027	4.13	25,000,000	24,968,500	24,979,220	24,944,000
Federal Agencies	3133EPX91	Federal Farm Credit Bank	1/25/2024	1/25/2027	4.13	35,000,000	34,955,900	34,970,908	34,921,600
Federal Agencies	3133EPX91	Federal Farm Credit Bank	1/25/2024	1/25/2027	4.13	50,000,000	49,933,000	49,955,802	49,888,000
Federal Agencies	3133ERD24	Federal Farm Credit Bank	11/18/2024	2/18/2027	4.25	30,000,000	29,983,500	29,985,005	30,001,800
Federal Agencies	3130ARB59	Federal Home Loan Bank	3/22/2022	3/8/2027	2.35	25,000,000	25,000,000	25,000,000	24,021,250
Federal Agencies	3130ARB59	Federal Home Loan Bank	3/22/2022	3/8/2027	2.35	25,000,000	25,000,000	25,000,000	24,021,250
Federal Agencies	3130ARB59	Federal Home Loan Bank	3/22/2022	3/8/2027	2.35	25,000,000	25,000,000	25,000,000	24,021,250
Federal Agencies	3130ARB59	Federal Home Loan Bank	3/22/2022	3/8/2027	2.35	25,000,000	25,000,000	25,000,000	24,021,250
Federal Agencies	3133ENRD4	Federal Farm Credit Bank	3/16/2022	3/10/2027	1.68	48,573,000	47,432,020	48,092,159	46,097,234
Federal Agencies	3133EP6K6	Federal Farm Credit Bank	4/2/2024	3/26/2027	4.50	50,000,000	49,910,000	49,935,230	50,231,000
Federal Agencies	3133ENTS9	Federal Farm Credit Bank	4/6/2022	4/5/2027	2.60	22,500,000	22,392,338	22,453,218	21,727,125
Federal Agencies	3133ENTS9	Federal Farm Credit Bank	4/6/2022	4/5/2027	2.60	24,500,000	24,377,010	24,446,558	23,658,425
Federal Agencies	3133ENTS9	Federal Farm Credit Bank	4/6/2022	4/5/2027	2.60	25,000,000	24,804,000	24,914,834	24,141,250
Federal Agencies	3130BOTY5	Federal Home Loan Bank	4/11/2024	4/9/2027	4.75	17,000,000	16,955,120	16,967,274	17,191,420
Federal Agencies	3130BOTY5	Federal Home Loan Bank	4/11/2024	4/9/2027	4.75	20,000,000	19,947,200	19,961,499	20,225,200
Federal Agencies	3130BOTY5	Federal Home Loan Bank	4/11/2024	4/9/2027	4.75	40,000,000	39,894,400	39,922,998	40,450,400
Federal Agencies	3130BOTY5	Federal Home Loan Bank	4/11/2024	4/9/2027	4.75	48,000,000	47,873,280	47,907,598	48,540,480
Federal Agencies	3133ERDS7	Federal Farm Credit Bank	5/13/2024	5/6/2027	4.75	12,727,000	12,740,236	12,737,024	12,863,179
Federal Agencies	3133EN2L3	Federal Farm Credit Bank	11/17/2022	5/17/2027	4.13	4,650,000	4,646,792	4,648,368	4,636,608
Federal Agencies	3133EN2L3	Federal Farm Credit Bank	11/17/2022	5/17/2027	4.13	5,000,000	4,996,550	4,998,246	4,985,600

# Investment Inventory

## Pooled Fund

Type of Investment	CUSIP	Issuer Name	Maturity			Par Value	Original Cost	Amortized	
			Settle Date	Date	Coupon			Book Value	Market Value
Federal Agencies	3133EN2L3	Federal Farm Credit Bank	11/17/2022	5/17/2027	4.13	21,000,000	20,987,001	20,993,390	20,939,520
Federal Agencies	3133EN2L3	Federal Farm Credit Bank	11/17/2022	5/17/2027	4.13	25,000,000	24,982,750	24,991,228	24,928,000
Federal Agencies	3133EPP66	Federal Farm Credit Bank	12/20/2023	5/20/2027	4.00	31,000,000	30,905,760	30,936,670	30,832,910
Federal Agencies	3133EPP66	Federal Farm Credit Bank	12/20/2023	5/20/2027	4.00	58,850,000	58,662,269	58,723,842	58,532,799
Federal Agencies	3130ASGU7	Federal Home Loan Bank	7/19/2022	6/11/2027	3.50	10,000,000	10,141,500	10,068,059	9,829,900
Federal Agencies	3130ASGU7	Federal Home Loan Bank	7/19/2022	6/11/2027	3.50	12,375,000	12,552,829	12,460,533	12,164,501
Federal Agencies	3130ASGU7	Federal Home Loan Bank	7/20/2022	6/11/2027	3.50	21,725,000	22,016,550	21,865,309	21,355,458
Federal Agencies	3130AX4E5	Federal Home Loan Bank	5/13/2024	6/11/2027	4.50	11,000,000	10,937,190	10,951,943	11,063,195
Federal Agencies	3130B1EF0	Federal Home Loan Bank	7/10/2024	6/11/2027	4.63	20,700,000	20,795,634	20,777,153	20,876,447
Federal Agencies	3133EPMV4	Federal Farm Credit Bank	6/15/2023	6/15/2027	4.13	28,940,000	28,911,928	28,923,399	28,852,312
Federal Agencies	3133ERNZK9	Federal Farm Credit Bank	7/7/2022	6/28/2027	3.24	27,865,000	28,099,066	27,977,975	27,239,431
Federal Agencies	3133ERJZ5	Federal Farm Credit Bank	6/28/2024	6/28/2027	4.50	30,000,000	29,985,840	29,988,659	30,162,300
Federal Agencies	3133ERVR9	Federal Farm Credit Bank	9/30/2024	7/1/2027	3.50	55,000,000	54,925,200	54,934,438	54,086,450
Federal Agencies	3133ERKM2	Federal Farm Credit Bank	7/9/2024	7/8/2027	4.50	25,000,000	25,033,250	25,026,959	25,136,250
Federal Agencies	3133ERMK2	Federal Farm Credit Bank	7/10/2024	7/8/2027	4.50	25,000,000	25,025,500	25,020,694	25,136,250
Federal Agencies	3133ERMB4	Federal Farm Credit Bank	7/23/2024	7/23/2027	4.25	10,000,000	9,996,500	9,997,117	9,997,000
Federal Agencies	3133ERMB4	Federal Farm Credit Bank	7/23/2024	7/23/2027	4.25	15,000,000	14,994,750	14,995,675	14,995,500
Federal Agencies	3133EPBM6	Federal Farm Credit Bank	2/23/2023	8/23/2027	4.13	10,000,000	9,974,000	9,985,227	9,965,800
Federal Agencies	3133ERXJ5	Federal Farm Credit Bank	10/15/2024	10/15/2027	3.88	5,000,000	4,997,250	4,997,524	4,950,800
Federal Agencies	3133ERXJ5	Federal Farm Credit Bank	10/15/2024	10/15/2027	3.88	8,000,000	7,996,160	7,996,542	7,921,280
Federal Agencies	3133EPC60	Federal Farm Credit Bank	11/15/2023	11/15/2027	4.63	27,950,000	27,834,008	27,869,258	28,218,320
Federal Agencies	3133EPC60	Federal Farm Credit Bank	11/15/2023	11/15/2027	4.63	33,300,000	33,161,472	33,203,571	33,619,680
Federal Agencies	3133ERJ51	Federal Farm Credit Bank	12/17/2024	12/10/2027	4.13	21,000,000	20,938,790	20,939,462	20,938,470
Federal Agencies	3133ERJ51	Federal Farm Credit Bank	12/17/2024	12/10/2027	4.13	25,505,000	25,428,485	25,431,720	25,430,270
Federal Agencies	3133ERJ51	Federal Farm Credit Bank	12/17/2024	12/10/2027	4.13	33,000,000	32,893,080	32,897,601	32,903,310
Federal Agencies	3133ERJ51	Federal Farm Credit Bank	12/17/2024	12/10/2027	4.13	38,343,000	38,227,588	38,232,467	38,230,655
Federal Agencies	3133ERT84	Federal Farm Credit Bank	1/14/2025	1/14/2028	4.25	29,750,000	29,575,963	29,578,823	29,500,893
Federal Agencies	3133ERZ46	Federal Farm Credit Bank	1/31/2025	1/28/2028	4.25	47,000,000	46,976,030	46,976,052	46,981,200
Federal Agencies	3133ERZ46	Federal Farm Credit Bank	1/31/2025	1/28/2028	4.25	50,000,000	49,974,500	49,974,523	49,980,000
Federal Agencies	3135GANG2	Fannie Mae	2/14/2024	2/18/2028	5.13	25,000,000	25,000,000	25,000,000	25,004,500
Federal Agencies	3135GANG2	Fannie Mae	2/14/2024	2/18/2028	5.13	25,000,000	25,000,000	25,000,000	25,004,500
Federal Agencies	3135GANG2	Fannie Mae	2/14/2024	2/18/2028	5.13	50,000,000	50,000,000	50,000,000	50,009,000
Federal Agencies	3133EP5S0	Federal Farm Credit Bank	4/9/2024	3/20/2028	4.25	4,971,000	4,916,667	4,927,903	4,963,394
Federal Agencies	3133ERGL9	Federal Farm Credit Bank	6/26/2024	6/7/2028	4.50	14,934,000	14,962,076	14,957,792	15,023,007
Federal Agencies	3133ERGL9	Federal Farm Credit Bank	6/7/2024	6/7/2028	4.50	15,000,000	14,994,600	14,995,483	15,089,400
Federal Agencies	3133ERGL9	Federal Farm Credit Bank	6/26/2024	6/7/2028	4.50	20,000,000	20,037,600	20,031,864	20,119,200
Federal Agencies	3133EPSK2	Federal Farm Credit Bank	8/7/2023	8/7/2028	4.25	19,500,000	19,412,250	19,438,378	19,476,990
Federal Agencies	3133EPUN3	Federal Farm Credit Bank	8/28/2023	8/28/2028	4.50	10,000,000	9,979,100	9,985,083	10,068,300
Federal Agencies	3133EPUN3	Federal Farm Credit Bank	8/28/2023	8/28/2028	4.50	15,000,000	14,962,800	14,973,449	15,102,450
Federal Agencies	3133EPUN3	Federal Farm Credit Bank	8/28/2023	8/28/2028	4.50	25,000,000	24,943,500	24,959,674	25,170,750
Federal Agencies	3133EPUN3	Federal Farm Credit Bank	8/28/2023	8/28/2028	4.50	33,000,000	32,904,960	32,932,166	33,225,390
Federal Agencies	3133ERHN4	Federal Farm Credit Bank	6/20/2024	10/20/2028	4.25	5,000,000	4,972,100	4,976,083	4,987,950
Federal Agencies	3133ERHN4	Federal Farm Credit Bank	6/20/2024	10/20/2028	4.25	38,000,000	37,785,300	37,815,952	37,908,420
Federal Agencies	3133EPC45	Federal Farm Credit Bank	11/13/2023	11/13/2028	4.63	12,000,000	11,984,040	11,987,936	12,129,360
Federal Agencies	3133EPC45	Federal Farm Credit Bank	11/13/2023	11/13/2028	4.63	20,000,000	19,971,600	19,978,533	20,215,600
Federal Agencies	3133EPC45	Federal Farm Credit Bank	11/13/2023	11/13/2028	4.63	55,000,000	54,922,285	54,941,256	55,592,900
Federal Agencies	3130B3GD9	Federal Home Loan Bank	10/28/2024	11/27/2028	4.00	47,025,000	46,940,355	46,945,805	46,476,689
Federal Agencies	3130AVBD3	Federal Home Loan Bank	4/9/2024	3/9/2029	4.50	25,000,000	25,018,750	25,015,637	25,104,250
Federal Agencies	3133EP5U5	Federal Farm Credit Bank	4/8/2024	3/20/2029	4.13	51,660,000	51,008,309	51,116,143	51,242,587
Federal Agencies	3133ERDH1	Federal Farm Credit Bank	5/8/2024	4/30/2029	4.75	27,892,000	28,191,755	28,147,402	28,377,879

# Investment Inventory

## Pooled Fund

Type of Investment	CUSIP	Issuer Name	Settle Date	Maturity		Coupon	Par Value	Original Cost	Amortized	
				Date	Date				Book Value	Market Value
Federal Agencies	3133ERDH1	Federal Farm Credit Bank	5/8/2024	4/30/2029		4.75	30,000,000	30,317,400	30,270,436	30,522,600
Federal Agencies	3133ERDH1	Federal Farm Credit Bank	5/8/2024	4/30/2029		4.75	63,085,000	63,763,795	63,663,357	64,183,941
Federal Agencies	3133ERGS4	Federal Farm Credit Bank	6/26/2024	6/11/2029		4.25	10,000,000	9,967,600	9,971,536	9,965,420
Federal Agencies	3133ERGS4	Federal Farm Credit Bank	6/26/2024	6/11/2029		4.25	10,000,000	9,967,600	9,971,536	9,965,420
Federal Agencies	3133ERGS4	Federal Farm Credit Bank	6/26/2024	6/11/2029		4.25	10,000,000	9,967,600	9,971,536	9,965,420
Federal Agencies	3133ERGS4	Federal Farm Credit Bank	6/26/2024	6/11/2029		4.25	20,000,000	19,935,200	19,943,072	19,930,840
Federal Agencies	3133ERGS4	Federal Farm Credit Bank	6/26/2024	6/11/2029		4.25	29,000,000	28,923,730	28,932,995	28,899,718
Federal Agencies	3130B2XR1	Federal Home Loan Bank	10/2/2024	7/2/2029		4.01	25,000,000	25,000,000	25,000,000	24,493,750
Federal Agencies	3130B2XR1	Federal Home Loan Bank	10/2/2024	7/2/2029		4.01	25,000,000	25,000,000	25,000,000	24,493,750
Federal Agencies	3130B2XR1	Federal Home Loan Bank	10/2/2024	7/2/2029		4.01	65,000,000	65,000,000	65,000,000	63,683,750
Federal Agencies	3134H16K4	Freddie Mac	7/16/2024	7/9/2029		5.38	25,000,000	25,000,000	25,000,000	24,972,250
Federal Agencies	3134H16K4	Freddie Mac	7/16/2024	7/9/2029		5.38	25,000,000	25,000,000	25,000,000	24,997,250
Federal Agencies	3134H16K4	Freddie Mac	7/16/2024	7/9/2029		5.38	65,000,000	65,000,000	65,000,000	64,992,850
Federal Agencies	3133ERKX8	Federal Farm Credit Bank	7/12/2024	7/12/2029		4.25	20,000,000	19,989,200	19,990,407	19,930,600
Federal Agencies	3130B2KJ3	Federal Home Loan Bank	9/4/2024	9/4/2029		4.63	25,000,000	25,000,000	25,000,000	24,972,250
Federal Agencies	3130B2KJ3	Federal Home Loan Bank	9/4/2024	9/4/29		4.63	25000000	25000000	25000000	24972250
Federal Agencies	3130B2KJ3	Federal Home Loan Bank	9/4/2024	9/4/2029		4.63	50,000,000	50,000,000	50,000,000	49,944,500
Federal Agencies	3130ATHX8	Federal Home Loan Bank	9/27/2024	9/14/2029		4.13	15,000,000	15,392,700	15,365,192	14,855,445
Federal Agencies	3130ATHX8	Federal Home Loan Bank	10/29/2024	9/14/2029		4.13	15,000,000	15,048,300	15,045,724	14,855,445
Federal Agencies	3130ATHX8	Federal Home Loan Bank	10/29/2024	9/14/2029		4.13	15,000,000	15,043,200	15,040,896	14,855,445
Federal Agencies	3130ATHX8	Federal Home Loan Bank	10/29/2024	9/14/2029		4.13	25,590,000	25,663,699	25,659,768	25,343,389
Federal Agencies	3130B2TG0	Federal Home Loan Bank	9/24/2024	9/24/2029		4.38	25,000,000	25,000,000	25,000,000	24,852,000
Federal Agencies	3130B2TG0	Federal Home Loan Bank	9/24/2024	9/24/2029		4.38	25,000,000	25,000,000	25,000,000	24,852,000
Federal Agencies	3130B2TG0	Federal Home Loan Bank	9/24/2024	9/24/2029		4.38	65,000,000	65,000,000	65,000,000	64,615,200
Federal Agencies	3134HARP0	Freddie Mac	10/15/2024	10/15/2029		5.13	25,000,000	25,000,000	25,000,000	25,037,500
Federal Agencies	3134HARP0	Freddie Mac	10/15/2024	10/15/2029		5.13	25,000,000	25,000,000	25,000,000	25,037,500
Federal Agencies	3134HARP0	Freddie Mac	10/15/2024	10/15/2029		5.13	65,000,000	65,000,000	65,000,000	65,097,500
Federal Agencies	3135GAYW5	Fannie Mae	11/21/2024	11/21/2029		5.20	25,000,000	25,000,000	25,000,000	25,035,000
Federal Agencies	3135GAYW5	Fannie Mae	11/21/2024	11/21/2029		5.20	25,000,000	25,000,000	25,000,000	25,035,000
Federal Agencies	3135GAYW5	Fannie Mae	11/21/2024	11/21/2029		5.20	65,000,000	65,000,000	65,000,000	65,091,000
Federal Agencies	3136GA3D9	Fannie Mae	12/20/2024	12/10/2029		5.06	25,000,000	25,000,000	25,000,000	24,984,250
Federal Agencies	3136GA3D9	Fannie Mae	12/20/2024	12/10/2029		5.06	25,000,000	25,000,000	25,000,000	24,984,250
Federal Agencies	3136GA3D9	Fannie Mae	12/20/2024	12/10/2029		5.06	65,000,000	65,000,000	65,000,000	64,959,050
Federal Agencies	3136GA3N7	Fannie Mae	12/27/2024	12/27/2029		5.05	20,000,000	20,000,000	20,000,000	20,001,400
Federal Agencies	3136GA3N7	Fannie Mae	12/27/2024	12/27/2029		5.05	20,000,000	20,000,000	20,000,000	20,001,400
Federal Agencies	3136GA3N7	Fannie Mae	12/27/2024	12/27/2029		5.05	20,000,000	20,000,000	20,000,000	20,001,400
Federal Agencies	3136GA3N7	Fannie Mae	12/27/2024	12/27/2029		5.05	62,000,000	62,000,000	62,000,000	62,004,340
<b>Subtotals</b>						<b>3.66</b>	<b>\$ 6,841,190,000</b>	<b>\$ 6,832,129,290</b>	<b>\$ 6,836,457,279</b>	<b>\$ 6,787,548,242</b>
Public Time Deposits	PPGNJX1B4	Bank of San Francisco	12/13/2024	3/13/2025		4.37	\$ 10,000,000	\$ 10,000,000	\$ 10,000,000	\$ 10,000,000
Public Time Deposits	PPGS0AR58	Bank of San Francisco	1/6/2025	4/7/2025		4.32	10,000,000	10,000,000	10,000,000	10,000,000
Public Time Deposits	PPGQ38MB6	Five Star Bank	11/22/2024	5/21/2025		4.50	20,000,000	20,000,000	20,000,000	20,000,000
Public Time Deposits	PPGJLMRN0	Bridge Bank NA	12/16/2024	6/16/2025		4.35	10,000,000	10,000,000	10,000,000	10,000,000
Public Time Deposits	PPGR18NT6	Bridge Bank NA	1/13/2025	7/14/2025		4.30	10,000,000	10,000,000	10,000,000	10,000,000
<b>Subtotals</b>						<b>4.39</b>	<b>\$ 60,000,000</b>	<b>\$ 60,000,000</b>	<b>\$ 60,000,000</b>	<b>\$ 60,000,000</b>

# Investment Inventory

## Pooled Fund

Type of Investment	CUSIP	Issuer Name	Settle Date	Maturity		Coupon	Par Value	Original Cost	Amortized	
				Date					Book Value	Market Value
Negotiable CDs	06367DL94	Bank of Montreal/CHI	7/2/2024	2/24/2025		5.41	\$ 76,000,000	\$ 76,000,000	\$ 76,000,000	\$ 76,047,120
Negotiable CDs	13606K5B8	Canadian Imperial Bank/NY	7/2/2024	2/24/2025		5.41	50,000,000	50,000,000	50,000,000	50,031,000
Negotiable CDs	06367DLL7	Bank of Montreal/CHI	8/15/2024	3/12/2025		4.87	90,000,000	90,000,000	90,000,000	90,039,600
Negotiable CDs	89115BSZ4	Toronto Dominion Bank/NY	4/15/2024	4/9/2025		5.55	50,000,000	50,000,000	50,000,000	50,084,000
Negotiable CDs	06367DJY2	Bank of Montreal/CHI	5/14/2024	5/5/2025		5.47	50,000,000	50,000,000	50,000,000	50,115,000
Negotiable CDs	89115DR65	Toronto Dominion Bank/NY	5/14/2024	5/5/2025		5.47	65,000,000	65,000,000	65,000,000	65,137,150
Negotiable CDs	13606DCU4	Canadian Imperial Bank/NY	12/3/2024	6/2/2025		4.56	25,000,000	25,000,000	25,000,000	25,008,750
Negotiable CDs	78015J5G8	Royal Bank of Canada/NY	12/3/2024	6/2/2025		4.56	100,000,000	100,000,000	100,000,000	100,030,000
Negotiable CDs	06367DMT9	Bank of Montreal/CHI	11/13/2024	6/16/2025		4.56	115,000,000	115,000,000	115,000,000	115,028,750
Negotiable CDs	06367DNE1	Bank of Montreal/CHI	12/11/2024	6/23/2025		4.46	50,000,000	50,000,000	50,000,000	49,994,500
Negotiable CDs	78015JWF0	Royal Bank of Canada/NY	9/24/2024	6/24/2025		4.22	100,000,000	100,000,000	100,000,000	99,890,000
Negotiable CDs	06367DNG6	Bank of Montreal/CHI	12/11/2024	6/27/2025		4.46	50,000,000	50,000,000	50,000,000	49,993,000
Negotiable CDs	06367DM44	Bank of Montreal/CHI	9/23/2024	6/30/2025		4.25	100,000,000	100,000,000	100,000,000	99,882,000
Negotiable CDs	13606DAG7	Canadian Imperial Bank/NY	9/23/2024	6/30/2025		4.25	100,000,000	100,000,000	100,000,000	99,882,000
Negotiable CDs	78015JVF1	Royal Bank of Canada/NY	8/15/2024	7/1/2025		4.61	50,000,000	50,000,000	50,000,000	50,018,500
Negotiable CDs	06367DN84	Bank of Montreal/CHI	12/3/2024	7/2/2025		4.58	50,000,000	50,000,000	50,000,000	50,017,500
Negotiable CDs	13606DCT7	Canadian Imperial Bank/NY	12/3/2024	7/2/2025		4.58	50,000,000	50,000,000	50,000,000	50,013,500
Negotiable CDs	78015JAG2	Royal Bank of Canada/NY	12/12/2024	7/14/2025		4.43	72,000,000	72,000,000	72,000,000	71,999,280
Negotiable CDs	78015JTB3	Royal Bank of Canada/NY	7/16/2024	7/14/2025		5.09	50,000,000	50,000,000	50,000,000	50,126,000
Negotiable CDs	13606DDU3	Canadian Imperial Bank/NY	12/13/2024	7/23/2025		4.50	75,000,000	75,000,000	75,000,000	75,021,000
Negotiable CDs	78015J2U0	Royal Bank of Canada/NY	11/14/2024	7/28/2025		4.53	115,000,000	115,000,000	115,000,000	115,059,800
Negotiable CDs	06367DNQ4	Bank of Montreal/CHI	1/7/2025	7/30/2025		4.45	50,000,000	50,000,000	50,000,000	50,009,000
Negotiable CDs	06367DMU6	Bank of Montreal/CHI	11/15/2024	8/11/2025		4.59	65,000,000	65,000,000	65,000,000	65,049,400
Negotiable CDs	78015JC47	Royal Bank of Canada/NY	1/6/2025	8/11/2025		4.41	66,000,000	66,000,000	66,000,000	66,001,980
Negotiable CDs	78015J2Y2	Royal Bank of Canada/NY	11/15/2024	9/8/2025		4.55	65,000,000	65,000,000	65,000,000	65,038,350
Negotiable CDs	06367DN92	Bank of Montreal/CHI	12/4/2024	9/22/2025		4.53	50,000,000	50,000,000	50,000,000	50,027,500
Negotiable CDs	13606DCV2	Canadian Imperial Bank/NY	12/4/2024	9/22/2025		4.53	75,000,000	75,000,000	75,000,000	75,041,250
Negotiable CDs	06367DMX0	Bank of Montreal/CHI	11/19/2024	10/24/2025		4.57	50,000,000	50,000,000	50,000,000	50,039,500
Negotiable CDs	13606DCE0	Canadian Imperial Bank/NY	11/20/2024	10/24/2025		4.55	50,000,000	50,000,000	50,000,000	50,032,500
Negotiable CDs	78015J3U9	Royal Bank of Canada/NY	11/20/2024	11/19/2025		4.56	50,000,000	50,000,000	50,000,000	49,997,500
Negotiable CDs	78015J3L9	Royal Bank of Canada/NY	11/20/2024	11/20/2025		4.51	60,000,000	60,000,000	60,000,000	59,973,000
<b>Subtotals</b>						<b>4.65</b>	<b>\$ 2,064,000,000</b>	<b>\$ 2,064,000,000</b>	<b>\$ 2,064,000,000</b>	<b>\$ 2,064,628,430</b>
Commercial Paper	62479LPC3	MUFG Bank Ltd/NY	11/13/2024	2/12/2025		0.00	\$ 16,000,000	\$ 15,813,956	\$ 15,977,511	\$ 15,975,072
Commercial Paper	89233GPC4	Toyota Motor Credit	8/28/2024	2/12/2025		0.00	75,000,000	73,292,000	74,888,167	74,882,550
Commercial Paper	62479LPL3	MUFG Bank Ltd/NY	9/27/2024	2/10/2025		0.00	60,000,000	58,909,867	59,858,133	59,849,460
Commercial Paper	62479LPM1	MUFG Bank Ltd/NY	7/17/2024	2/21/2025		0.00	8,000,000	7,749,853	7,977,156	7,978,984
Commercial Paper	62479LQA6	MUFG Bank Ltd/NY	7/17/2024	3/10/2025		0.00	25,000,000	24,162,528	24,868,701	24,883,275
Commercial Paper	62479LQE8	MUFG Bank Ltd/NY	7/17/2024	3/14/2025		0.00	26,000,000	25,114,267	25,848,687	25,865,788
Commercial Paper	62479LQE8	MUFG Bank Ltd/NY	7/15/2024	3/14/2025		0.00	50,000,000	48,279,111	49,708,444	49,741,900
Commercial Paper	62479LQE8	MUFG Bank Ltd/NY	11/13/2024	3/14/2025		0.00	70,000,000	68,924,781	69,635,669	69,638,660
Commercial Paper	62479LQM0	MUFG Bank Ltd/NY	7/17/2024	3/21/2025		0.00	15,000,000	14,475,125	14,898,000	14,909,565
Commercial Paper	62479LQQ1	MUFG Bank Ltd/NY	12/3/2024	3/24/2025		0.00	10,000,000	9,860,017	9,935,683	9,935,970
Commercial Paper	89233GQQ2	Toyota Motor Credit	7/2/2024	3/24/2025		0.00	50,000,000	48,093,472	49,633,083	49,678,650
Commercial Paper	89233GQQ2	Toyota Motor Credit	7/18/2024	3/24/2025		0.00	50,000,000	48,250,083	49,641,583	49,678,650
Commercial Paper	89233GQQ2	Toyota Motor Credit	7/30/2024	3/24/2025		0.00	60,000,000	58,017,100	59,573,300	59,614,380

# Investment Inventory

## Pooled Fund

Type of Investment	CUSIP	Issuer Name	Settle Date	Maturity		Coupon	Par Value	Original Cost	Amortized	
				Date					Book Value	Market Value
Commercial Paper	89233GQR0	Toyota Motor Credit	10/23/2024	3/25/2025	0.00	40,000,000	39,212,900	39,732,489	39,738,040	
Commercial Paper	62479LQS7	MUFG Bank Ltd/NY	12/3/2024	3/26/2025	0.00	47,000,000	46,330,224	46,685,857	46,687,309	
Commercial Paper	62479LQU2	MUFG Bank Ltd/NY	12/3/2024	3/28/2025	0.00	20,000,000	19,710,583	19,861,583	19,872,064	
Commercial Paper	62479LR72	MUFG Bank Ltd/NY	12/11/2024	4/7/2025	0.00	22,000,000	21,681,110	21,822,839	21,820,612	
Commercial Paper	62479LRB3	MUFG Bank Ltd/NY	12/11/2024	4/11/2025	0.00	11,000,000	10,835,104	10,905,968	10,904,806	
Commercial Paper	89233GRM0	Toyota Motor Credit	10/23/2024	4/21/2025	0.00	65,000,000	63,518,000	64,349,567	64,360,920	
Commercial Paper	62479LRP2	MUFG Bank Ltd/NY	12/11/2024	4/23/2025	0.00	81,000,000	79,665,345	80,187,165	80,176,635	
Commercial Paper	62479LRV9	MUFG Bank Ltd/NY	12/30/2024	4/29/2025	0.00	92,000,000	90,644,533	91,017,287	90,994,900	
Commercial Paper	62479LS55	MUFG Bank Ltd/NY	12/30/2024	5/5/2025	0.00	7,000,000	6,891,710	6,920,072	6,918,478	
Commercial Paper	62479LS71	MUFG Bank Ltd/NY	1/6/2025	5/7/2025	0.00	60,000,000	59,110,650	59,301,750	59,287,020	
Commercial Paper	46590DSK7	JP Morgan CP	12/17/2024	5/19/2025	0.00	72,000,000	70,653,600	71,058,400	71,045,712	
Commercial Paper	62479LSM8	MUFG Bank Ltd/NY	1/15/2025	5/21/2025	0.00	80,000,000	78,759,600	78,926,956	78,917,360	
Commercial Paper	89233GVR4	Toyota Motor Credit	12/2/2024	8/25/2025	0.00	65,000,000	62,867,567	63,356,583	63,364,015	
Commercial Paper	89233GW85	Toyota Motor Credit	12/17/2024	9/8/2025	0.00	65,000,000	62,918,646	63,279,937	63,254,035	
Commercial Paper	89233GX84	Toyota Motor Credit	1/27/2025	10/8/2025	0.00	60,000,000	58,179,667	58,215,500	58,171,080	
Commercial Paper	89233GXQ4	Toyota Motor Credit	1/29/2025	10/24/2025	0.00	50,000,000	48,388,278	48,406,319	48,379,350	
<b>Subtotals</b>					<b>0.00</b>	<b>\$ 1,352,000,000</b>	<b>\$ 1,320,309,675</b>	<b>\$ 1,336,472,392</b>	<b>\$ 1,336,525,240</b>	
Medium Term Notes	594918BJ2	Microsoft	9/26/2024	11/3/2025	3.13	\$ 11,749,000	\$ 11,650,191	\$ 11,681,574	\$ 11,647,724	
Medium Term Notes	91324PFF4	United Health	7/25/2024	7/15/2026	4.75	15,000,000	14,974,800	14,981,485	15,073,350	
Medium Term Notes	594918CN2	Microsoft	7/9/2024	9/15/2026	3.40	6,452,000	6,270,957	6,317,919	6,362,962	
Medium Term Notes	594918CN2	Microsoft	7/9/2024	9/15/2026	3.40	13,009,000	12,645,919	12,740,102	12,829,476	
Medium Term Notes	14913UAN0	Caterpillar	9/18/2024	10/16/2026	4.45	18,385,000	18,600,288	18,561,661	18,391,435	
Medium Term Notes	89236TMY8	Toyota Motors	1/9/2025	1/8/2027	4.60	40,000,000	39,978,000	39,978,694	40,130,400	
Medium Term Notes	037833CJ7	Apple	9/18/2024	2/9/2027	3.35	50,000,000	49,586,000	49,650,421	49,067,000	
Medium Term Notes	24422EXV6	John Deere	9/6/2024	7/15/2027	4.20	10,000,000	9,998,600	9,998,799	9,936,100	
<b>Subtotals</b>					<b>0.30</b>	<b>\$ 164,595,000</b>	<b>\$ 163,704,755</b>	<b>\$ 163,910,656</b>	<b>\$ 163,438,447</b>	
Money Market Funds	09248U718	BlackRock Liquidity Funds T-Fund	1/31/2025	2/1/2025	4.27	\$ 14,073,701	\$ 14,073,701	\$ 14,073,701	\$ 14,073,701	
Money Market Funds	31607A703	Fidelity Govt Portfolio	1/31/2025	2/1/2025	4.32	409,961,935	409,961,935	409,961,935	409,961,935	
Money Market Funds	608919718	Federated Hermes Govt Obligations Fi	1/31/2025	2/1/2025	4.30	191,964,048	191,964,048	191,964,048	191,964,048	
Money Market Funds	262006208	Dreyfus Government Cash Manageme	1/31/2025	2/1/2025	4.26	16,427,099	16,427,099	16,427,099	16,427,099	
Money Market Funds	85749T517	State Street Institutional U.S. Govt MV	1/31/2025	2/1/2025	4.31	735,509,641	735,509,641	735,509,641	735,509,641	
Money Market Funds	61747C319	Morgan Stanley Institutional Liquidity F	1/31/2025	2/1/2025	4.31	787,995,946	787,995,946	787,995,946	787,995,946	
<b>Subtotals</b>					<b>4.31</b>	<b>\$ 2,155,932,371</b>	<b>\$ 2,155,932,371</b>	<b>\$ 2,155,932,371</b>	<b>\$ 2,155,932,371</b>	
Supranational	459058JB0	Int'l Bank for Recon and Dev	7/23/2021	4/22/2025	0.63	\$ 40,000,000	\$ 40,086,000	\$ 40,005,026	\$ 39,661,600	
Supranational	459053EU4	Int'l Bank for Recon and Dev DN	12/17/2024	4/25/2025	0.00	12,000,000	11,817,250	11,882,417	11,880,720	
Supranational	4581X0DN5	Inter-American Development Bank	11/1/2021	7/15/2025	0.63	28,900,000	28,519,098	28,853,796	28,412,168	
Supranational	45950VRU2	International Finance Corp	1/26/2023	1/26/2026	4.02	100,000,000	100,000,000	100,000,000	99,507,000	
Supranational	45818WDG8	Inter-American Development Bank	8/25/2021	2/27/2026	0.82	19,500,000	19,556,907	19,513,510	18,807,360	
Supranational	459058KJ1	Int'l Bank for Recon and Dev	7/17/2024	6/15/2027	3.13	12,323,000	11,934,333	12,007,093	12,005,436	
Supranational	4581X0EN4	Inter-American Development Bank	4/9/2024	2/15/2029	4.13	25,000,000	24,630,000	24,692,188	24,771,250	
Supranational	4581X0EN4	Inter-American Development Bank	7/17/2024	2/15/2029	4.13	50,000,000	49,827,000	49,847,566	49,542,500	
<b>Subtotals</b>					<b>2.82</b>	<b>\$ 287,723,000</b>	<b>\$ 286,370,588</b>	<b>\$ 286,801,596</b>	<b>\$ 284,588,034</b>	
Secured Bank Deposit	0660P0999	Bank of America TTX INV Deposit Acc	1/31/2025	2/1/2025	4.35	\$ 103,102,283	\$ 103,102,283	\$ 103,102,283	\$ 103,102,283	
<b>Subtotals</b>					<b>4.35</b>	<b>\$ 103,102,283</b>	<b>\$ 103,102,283</b>	<b>\$ 103,102,283</b>	<b>\$ 103,102,283</b>	
<b>Grand Totals</b>					<b>3.20</b>	<b>\$ 16,914,542,653</b>	<b>\$ 16,844,091,735</b>	<b>\$ 16,879,276,424</b>	<b>\$ 16,750,254,498</b>	

# Monthly Investment Earnings

## Pooled Fund

For month ended January 31, 2025

Type of Investment	CUSIP	Issuer Name	Par Value	Accrued Interest Earned	(Amortization) / Accretion	Realized Gain/(Loss)	Total Earnings
U.S. Treasuries	91282CBC4	T 0.375 12/31/2025	\$ 50,000,000	16,057	9,544	\$	25,600
U.S. Treasuries	91282CAT8	T 0.250 10/31/2025	50,000,000	10,704	12,719		23,423
U.S. Treasuries	91282CBC4	T 0.375 12/31/2025	50,000,000	16,057	12,767		28,823
U.S. Treasuries	91282CAT8	T 0.250 10/31/2025	50,000,000	10,704	16,771		27,476
U.S. Treasuries	91282CAT8	T 0.250 10/31/2025	50,000,000	10,704	17,325		28,029
U.S. Treasuries	912828ZW3	T 0.250 06/30/2025	50,000,000	10,704	16,915		27,619
U.S. Treasuries	912828ZW3	T 0.250 06/30/2025	50,000,000	10,704	18,849		29,553
U.S. Treasuries	912828ZC7	T 1.125 02/28/2025	50,000,000	48,170	(21,690)		26,480
U.S. Treasuries	912828Z52	T 1.375 01/31/2025		56,046	(32,408)		23,638
U.S. Treasuries	912828ZC7	T 1.125 02/28/2025	50,000,000	48,170	(21,636)		26,534
U.S. Treasuries	912828Z52	T 1.375 01/31/2025		56,046	(32,613)		23,433
U.S. Treasuries	912828ZF0	T 0.500 03/31/2025	50,000,000	21,291	4,732		26,023
U.S. Treasuries	912828ZF0	T 0.500 03/31/2025	50,000,000	21,291	3,443		24,734
U.S. Treasuries	91282CAM3	T 0.250 09/30/2025	50,000,000	10,646	17,234		27,880
U.S. Treasuries	912828ZW3	T 0.250 06/30/2025	50,000,000	10,704	14,756		25,460
U.S. Treasuries	912828ZW3	T 0.250 06/30/2025	50,000,000	10,704	16,772		27,476
U.S. Treasuries	912828ZW3	T 0.250 06/30/2025	50,000,000	10,704	15,378		26,083
U.S. Treasuries	912828ZL7	T 0.375 04/30/2025	50,000,000	16,057	8,266		24,323
U.S. Treasuries	91282CBW0	T 0.750 04/30/2026	50,000,000	32,113	5,928		38,041
U.S. Treasuries	91282CBW0	T 0.750 04/30/2026	50,000,000	32,113	4,739		36,853
U.S. Treasuries	91282CCJ8	T 0.875 06/30/2026	50,000,000	37,465	1,162		38,627
U.S. Treasuries	912828ZW3	T 0.250 06/30/2025	50,000,000	10,704	14,750		25,455
U.S. Treasuries	91282CCJ8	T 0.875 06/30/2026	50,000,000	37,465	(1,203)		36,263
U.S. Treasuries	91282CCJ8	T 0.875 06/30/2026	50,000,000	37,465	(5,941)		31,525
U.S. Treasuries	91282CCJ8	T 0.875 06/30/2026	50,000,000	37,465	(5,639)		31,827
U.S. Treasuries	912828R36	T 1.625 05/15/2026	50,000,000	69,579	(38,871)		30,707
U.S. Treasuries	91282CAM3	T 0.250 09/30/2025	50,000,000	10,646	14,592		25,237
U.S. Treasuries	912828ZW3	T 0.250 06/30/2025	50,000,000	10,704	10,877		21,582
U.S. Treasuries	91282CAB7	T 0.250 07/31/2025	50,000,000	10,536	11,519		22,054
U.S. Treasuries	912828ZW3	T 0.250 06/30/2025	50,000,000	10,704	12,926		23,630
U.S. Treasuries	91282CCJ8	T 0.875 06/30/2026	50,000,000	37,465	(7,040)		30,426
U.S. Treasuries	91282CAB7	T 0.250 07/31/2025	50,000,000	10,536	13,566		24,101
U.S. Treasuries	91282CCJ8	T 0.875 06/30/2026	50,000,000	37,465	(4,172)		33,293
U.S. Treasuries	912828R36	T 1.625 05/15/2026	50,000,000	69,579	(34,036)		35,543
U.S. Treasuries	912828XB1	T 2.125 05/15/2025	50,000,000	90,988	(65,387)		25,601
U.S. Treasuries	91282CCJ8	T 0.875 06/30/2026	50,000,000	37,465	1,114		38,579
U.S. Treasuries	91282CCW9	T 0.750 08/31/2026	50,000,000	32,113	9,496		41,609
U.S. Treasuries	91282CCZ2	T 0.875 09/30/2026	50,000,000	37,260	5,295		42,555
U.S. Treasuries	91282CCZ2	T 0.875 09/30/2026	50,000,000	37,260	5,595		42,855
U.S. Treasuries	91282CCJ8	T 0.875 06/30/2026	50,000,000	37,465	7,322		44,787
U.S. Treasuries	91282CCZ2	T 0.875 09/30/2026	50,000,000	37,260	11,694		48,954
U.S. Treasuries	91282CDK4	T 1.250 11/30/2026	50,000,000	53,228	(1,229)		51,999
U.S. Treasuries	91282CDK4	T 1.250 11/30/2026	50,000,000	53,228	(1,997)		51,231
U.S. Treasuries	912828ZW3	T 0.250 06/30/2025	50,000,000	10,704	32,670		43,375
U.S. Treasuries	91282CCJ8	T 0.875 06/30/2026	50,000,000	37,465	18,408		55,873
U.S. Treasuries	91282CDQ1	T 1.250 12/31/2026	50,000,000	53,522	51,594		105,116
U.S. Treasuries	91282CDK4	T 1.250 11/30/2026	50,000,000	53,228	53,063		106,291
U.S. Treasuries	91282CEF4	T 2.500 03/31/2027	25,000,000	53,228	4,125		57,353

# Monthly Investment Earnings

## Pooled Fund

Type of Investment	CUSIP	Issuer Name	Par Value	Accrued Interest Earned	(Amortization) / Accretion	Realized Gain/(Loss)	Total Earnings
U.S. Treasuries	91282CFK2	T 3.500 09/15/2025	50,000,000	149,862	29,766		179,628
U.S. Treasuries	91282CHX2	T 4.375 08/31/2028	50,000,000	187,327	(2,072)		185,255
U.S. Treasuries	91282CHK0	T 4.000 06/30/2028	50,000,000	171,271	481		171,751
U.S. Treasuries	91282CHK0	T 4.000 06/30/2028	50,000,000	171,271	1,379		172,649
U.S. Treasuries	91282CHK0	T 4.000 06/30/2028	50,000,000	171,271	1,826		173,096
U.S. Treasuries	91282CHL8	T 4.625 06/30/2025	50,000,000	198,032	1,425		199,456
U.S. Treasuries	91282CHK0	T 4.000 06/30/2028	50,000,000	171,271	6,221		177,491
U.S. Treasuries	91282CHK0	T 4.000 06/30/2028	50,000,000	171,271	13,714		184,984
U.S. Treasuries	91282CEW7	T 3.250 06/30/2027	50,000,000	139,157	46,575		185,732
U.S. Treasuries	91282CEW7	T 3.250 06/30/2027	50,000,000	139,157	49,441		188,598
U.S. Treasuries	91282CKD2	T 4.250 02/28/2029	50,000,000	181,975	3,930		185,905
U.S. Treasuries	9128284N7	T 2.875 05/15/2028	65,000,000	160,031	81,130		241,161
U.S. Treasuries	9128286B1	T 2.625 02/15/2029	50,000,000	110,564	75,077		185,641
U.S. Treasuries	91282CHK0	T 4.000 06/30/2028	50,000,000	171,271	21,787		193,058
U.S. Treasuries	91282CKV2	T 4.625 06/15/2027	50,000,000	196,944	(5,697)		191,246
U.S. Treasuries	91282CKV2	T 4.625 06/15/2027	50,000,000	196,944	(8,480)		188,464
U.S. Treasuries	912797MX2	B 0.000 01/14/2025			114,871		114,871
U.S. Treasuries	91282CEW7	T 3.250 06/30/2027	50,000,000	139,157	9,740		148,898
U.S. Treasuries	91282CFJ5	T 3.125 08/31/2029	50,000,000	133,805	16,562		150,367
U.S. Treasuries	91282CLC3	T 4.000 07/31/2029	50,000,000	168,568	(18,397)		150,171
U.S. Treasuries	91282CLL3	T 3.375 09/15/2027	50,000,000	144,510	6,173		150,682
U.S. Treasuries	91282CFJ5	T 3.125 08/31/2029	65,000,000	173,947	23,091		197,038
U.S. Treasuries	91282CLC3	T 4.000 07/31/2029	65,000,000	219,139	(9,940)		209,199
U.S. Treasuries	91282CJW2	T 4.000 01/31/2029	65,000,000	219,139	(5,244)		213,895
U.S. Treasuries	91282CKV2	T 4.625 06/15/2027	50,000,000	196,944	(28,667)		168,277
U.S. Treasuries	91282CKT7	T 4.500 05/31/2029	50,000,000	191,621	(19,162)		172,459
U.S. Treasuries	91282CLC3	T 4.000 07/31/2029	50,000,000	168,568	1,982		170,551
U.S. Treasuries	91282CKP5	T 4.625 04/30/2029	50,000,000	198,032	(22,030)		176,001
U.S. Treasuries	91282CLR0	T 4.125 10/31/2029	50,000,000	176,623	6,690		183,313
U.S. Treasuries	91282CMB4	T 4.000 12/15/2027	50,000,000	170,330	7,970		178,299
U.S. Treasuries	91282CMB4	T 4.000 12/15/2027	50,000,000	170,330	8,136		178,465
U.S. Treasuries	91282CKP5	T 4.625 04/30/2029	51,000,000	201,992	(8,728)		193,264
<b>Subtotals</b>			<b>\$ 3,886,000,000</b>	<b>\$ 6,872,209</b>	<b>\$ 601,588</b>	<b>\$ -</b>	<b>\$ 7,473,797</b>
Federal Agencies	3137EAEP0	FHLMC 1.500 02/12/2025	\$ 15,000,000	\$ 18,750	\$ 196	\$	\$ 18,946
Federal Agencies	3137EAEP0	FHLMC 1.500 02/12/2025	5,000,000	6,250	65		6,315
Federal Agencies	3137EAEP0	FHLMC 1.500 02/12/2025	5,000,000	6,250	65		6,315
Federal Agencies	3137EAEP0	FHLMC 1.500 02/12/2025	5,000,000	6,250	65		6,315
Federal Agencies	3137EAEP0	FHLMC 1.500 02/12/2025	50,000,000	62,500	654		63,154
Federal Agencies	3133ELQY3	FFCB 1.210 03/03/2025	24,000,000	24,200	614		24,814
Federal Agencies	3133ELQY3	FFCB 1.210 03/03/2025	16,000,000	16,133	159		16,293
Federal Agencies	3135G05X7	FNMA 0.375 08/25/2025	72,500,000	22,656	12,045		34,701
Federal Agencies	3137EAEX3	FHLMC 0.375 09/23/2025	22,600,000	7,063	5,676		12,738
Federal Agencies	3135G05X7	FNMA 0.375 08/25/2025	25,000,000	7,813	5,987		13,799
Federal Agencies	3133EMWT5	FFCB 0.600 04/21/2025	50,000,000	25,000	562		25,562
Federal Agencies	3135G0X24	FNMA 1.625 01/07/2025		10,579	(6,953)		3,626
Federal Agencies	3137EAEP0	FHLMC 1.500 02/12/2025	53,532,000	66,915	(42,685)		24,230
Federal Agencies	3130AN4A5	FHLB 0.700 06/30/2025	17,680,000	10,313	(1,169)		9,145
Federal Agencies	3135G03U5	FNMA 0.625 04/22/2025	50,000,000	26,042	(2,426)		23,616



# Monthly Investment Earnings

## Pooled Fund

Type of Investment	CUSIP	Issuer Name	Par Value	Accrued Interest Earned	(Amortization) / Accretion	Realized Gain/(Loss)	Total Earnings
Federal Agencies	3130ANMP2	FHLB 1.070 07/27/2026	25,000,000	22,292			22,292
Federal Agencies	3130ANMP2	FHLB 1.070 07/27/2026	25,000,000	22,292			22,292
Federal Agencies	3130ANMP2	FHLB 1.070 07/27/2026	25,000,000	22,292			22,292
Federal Agencies	3130ANMP2	FHLB 1.070 07/27/2026	25,000,000	22,292			22,292
Federal Agencies	3133EMZ21	FFCB 0.690 04/06/2026	15,500,000	8,913	763		9,675
Federal Agencies	3130ANNM8	FHLB 1.050 07/13/2026	25,000,000	21,875			21,875
Federal Agencies	3130ANNM8	FHLB 1.050 07/13/2026	25,000,000	21,875			21,875
Federal Agencies	3130ANNM8	FHLB 1.050 07/13/2026	25,000,000	21,875			21,875
Federal Agencies	3130ANNM8	FHLB 1.050 07/13/2026	25,000,000	21,875			21,875
Federal Agencies	3130ANTG5	FHLB 1.050 08/10/2026	25,000,000	21,875			21,875
Federal Agencies	3130ANTG5	FHLB 1.050 08/10/2026	25,000,000	21,875			21,875
Federal Agencies	3130ANTG5	FHLB 1.050 08/10/2026	25,000,000	21,875			21,875
Federal Agencies	3130ANTG5	FHLB 1.050 08/10/2026	25,000,000	21,875			21,875
Federal Agencies	3130AP6T7	FHLB 1.075 09/03/2026	25,000,000	22,396			22,396
Federal Agencies	3130AP6T7	FHLB 1.075 09/03/2026	25,000,000	22,396			22,396
Federal Agencies	3130AP6T7	FHLB 1.075 09/03/2026	25,000,000	22,396			22,396
Federal Agencies	3130AP6T7	FHLB 1.075 09/03/2026	25,000,000	22,396			22,396
Federal Agencies	3130A8ZQ9	FHLB 1.750 09/12/2025	10,295,000	15,014	(6,163)		8,850
Federal Agencies	3133ENEG1	FFCB 1.050 11/17/2025	55,000,000	48,125	1,634		49,759
Federal Agencies	3133ENEG1	FFCB 1.050 11/17/2025	39,675,000	34,716	1,120		35,835
Federal Agencies	3130APPR0	FHLB 1.430 10/19/2026	25,000,000	29,792			29,792
Federal Agencies	3130APPR0	FHLB 1.430 10/19/2026	25,000,000	29,792			29,792
Federal Agencies	3130APPR0	FHLB 1.430 10/19/2026	25,000,000	29,792			29,792
Federal Agencies	3130APPR0	FHLB 1.430 10/19/2026	25,000,000	29,792			29,792
Federal Agencies	3130AQ7L1	FHLB 1.605 11/16/2026	25,000,000	33,438			33,438
Federal Agencies	3130AQ7L1	FHLB 1.605 11/16/2026	25,000,000	33,438			33,438
Federal Agencies	3130AQ7L1	FHLB 1.605 11/16/2026	25,000,000	33,438			33,438
Federal Agencies	3130AQ7L1	FHLB 1.605 11/16/2026	25,000,000	33,438			33,438
Federal Agencies	3135G04Z3	FNMA 0.500 06/17/2025	10,000,000	4,167	5,068		9,235
Federal Agencies	3135G03U5	FNMA 0.625 04/22/2025	37,938,000	19,759	14,359		34,119
Federal Agencies	3135G04Z3	FNMA 0.500 06/17/2025	4,655,000	1,940	2,369		4,309
Federal Agencies	3135G03U5	FNMA 0.625 04/22/2025	50,000,000	26,042	19,039		45,081
Federal Agencies	3133ENHM5	FFCB 1.170 12/16/2025	45,000,000	43,875	974		44,849
Federal Agencies	3133ENHM5	FFCB 1.170 12/16/2025	50,000,000	48,750	1,082		49,832
Federal Agencies	3130AQJ95	FHLB 1.645 12/14/2026	25,000,000	34,271			34,271
Federal Agencies	3130AQJ95	FHLB 1.645 12/14/2026	25,000,000	34,271			34,271
Federal Agencies	3130AQJ95	FHLB 1.645 12/14/2026	25,000,000	34,271			34,271
Federal Agencies	3130AQJ95	FHLB 1.645 12/14/2026	25,000,000	34,271			34,271
Federal Agencies	3133ENKS8	FFCB 1.125 01/06/2025		3,125	206		3,331
Federal Agencies	3133ENKS8	FFCB 1.125 01/06/2025		3,906	258		4,164
Federal Agencies	3133ENKS8	FFCB 1.125 01/06/2025		3,906	258		4,164
Federal Agencies	3130ARB59	FHLB 2.350 03/08/2027	25,000,000	48,958			48,958
Federal Agencies	3130ARB59	FHLB 2.350 03/08/2027	25,000,000	48,958			48,958
Federal Agencies	3130ARB59	FHLB 2.350 03/08/2027	25,000,000	48,958			48,958
Federal Agencies	3130ARB59	FHLB 2.350 03/08/2027	25,000,000	48,958			48,958
Federal Agencies	3133ENRD4	FFCB 1.680 03/10/2027	48,573,000	68,002	19,434		87,436
Federal Agencies	3133ENUD0	FFCB 2.640 04/08/2026	20,000,000	44,000	823		44,823
Federal Agencies	3133ENUD0	FFCB 2.640 04/08/2026	30,000,000	66,000	1,235		67,235
Federal Agencies	3133ENTS9	FFCB 2.600 04/05/2027	24,500,000	53,083	2,089		55,172

# Monthly Investment Earnings

## Pooled Fund

<u>Type of Investment</u>	<u>CUSIP</u>	<u>Issuer Name</u>	<u>Par Value</u>	<u>Accrued Interest Earned</u>	<u>(Amortization) / Accretion</u>	<u>Realized Gain/(Loss)</u>	<u>Total Earnings</u>
Federal Agencies	3133ENTS9	FFCB 2.600 04/05/2027	22,500,000	48,750	1,829		50,579
Federal Agencies	3133ENTS9	FFCB 2.600 04/05/2027	25,000,000	54,167	3,329		57,496
Federal Agencies	3133ENXE5	FFCB 2.850 05/23/2025	6,000,000	14,250	238		14,488
Federal Agencies	3133ENXE5	FFCB 2.850 05/23/2025	20,000,000	47,500	792		48,292
Federal Agencies	3133ENYQ7	FFCB 2.950 06/13/2025	50,000,000	122,917	693		123,610
Federal Agencies	3133ENZK9	FFCB 3.240 06/28/2027	27,865,000	75,236	(3,993)		71,242
Federal Agencies	3130ASGU7	FHLB 3.500 06/11/2027	12,375,000	36,094	(3,083)		33,011
Federal Agencies	3130ASGU7	FHLB 3.500 06/11/2027	10,000,000	29,167	(2,453)		26,713
Federal Agencies	3130ASGU7	FHLB 3.500 06/11/2027	21,725,000	63,365	(5,058)		58,307
Federal Agencies	3130ASG86	FHLB 3.375 06/13/2025	12,700,000	35,719	(3,146)		32,573
Federal Agencies	3130ASG86	FHLB 3.375 06/13/2025	11,940,000	33,581	(1,787)		31,794
Federal Agencies	3133ENJ35	FFCB 3.320 02/25/2026	35,000,000	96,833	1,026		97,859
Federal Agencies	3133ENZ37	FFCB 4.875 01/10/2025		24,375	14		24,389
Federal Agencies	3133ENZ37	FFCB 4.875 01/10/2025		12,188	7		12,194
Federal Agencies	3133ENZ37	FFCB 4.875 01/10/2025		24,375	5		24,380
Federal Agencies	3133EN2L3	FFCB 4.125 05/17/2027	21,000,000	72,188	245		72,433
Federal Agencies	3133EN2L3	FFCB 4.125 05/17/2027	5,000,000	17,188	65		17,253
Federal Agencies	3133EN2L3	FFCB 4.125 05/17/2027	4,650,000	15,984	61		16,045
Federal Agencies	3133EN2L3	FFCB 4.125 05/17/2027	25,000,000	85,938	326		86,263
Federal Agencies	3133EN4B3	FFCB 4.250 06/13/2025	15,000,000	53,125	394		53,519
Federal Agencies	3133EN4B3	FFCB 4.250 06/13/2025	15,000,000	53,125	346		53,471
Federal Agencies	3133EN4B3	FFCB 4.250 06/13/2025	15,000,000	53,125	372		53,497
Federal Agencies	3133EN5E6	FFCB 4.000 12/29/2025	15,000,000	50,000	1,281		51,281
Federal Agencies	3133EN5E6	FFCB 4.000 12/29/2025	25,000,000	83,333	2,157		85,490
Federal Agencies	3133EN5E6	FFCB 4.000 12/29/2025	20,000,000	66,667	1,708		68,375
Federal Agencies	3133EN6A3	FFCB 4.000 01/13/2026	30,000,000	100,000	645		100,645
Federal Agencies	3133EN6A3	FFCB 4.000 01/13/2026	20,000,000	66,667	498		67,164
Federal Agencies	3133EPAG0	FFCB 4.250 02/10/2025	29,875,000	105,807	6,740		112,547
Federal Agencies	3133EPAG0	FFCB 4.250 02/10/2025	10,000,000	35,417	2,239		37,656
Federal Agencies	3130AUTC8	FHLB 4.010 02/06/2026	21,100,000	70,509	3,250		73,759
Federal Agencies	3130AUVZ4	FHLB 4.500 02/13/2025	50,000,000	187,500	3,329		190,829
Federal Agencies	3133EPBJ3	FFCB 4.375 02/23/2026	50,000,000	182,292	2,319		184,611
Federal Agencies	3133EPBJ3	FFCB 4.375 02/23/2026	25,000,000	91,146	1,315		92,461
Federal Agencies	3133EPBJ3	FFCB 4.375 02/23/2026	28,000,000	102,083	1,299		103,382
Federal Agencies	3133EPBM6	FFCB 4.125 08/23/2027	10,000,000	34,375	491		34,866
Federal Agencies	3130AV7L0	FHLB 5.000 02/28/2025	25,000,000	104,167	1,405		105,572
Federal Agencies	3130AV7L0	FHLB 5.000 02/28/2025	35,000,000	145,833	1,967		147,801
Federal Agencies	3133EPDL6	FFCB 4.850 10/01/2025	50,000,000	202,083			202,083
Federal Agencies	3130ATST5	FHLB 4.375 06/13/2025	10,000,000	36,458	(2,627)		33,831
Federal Agencies	3130ATST5	FHLB 4.375 06/13/2025	9,915,000	36,148	(2,461)		33,688
Federal Agencies	3130ATST5	FHLB 4.375 06/13/2025	25,500,000	92,969	(5,046)		87,922
Federal Agencies	3130AVWS7	FHLB 3.750 06/12/2026	17,045,000	53,266	1,470		54,735
Federal Agencies	3130ATST5	FHLB 4.375 06/13/2025	3,000,000	10,938	(497)		10,440
Federal Agencies	3130ATST5	FHLB 4.375 06/13/2025	10,000,000	36,458	(1,461)		34,998
Federal Agencies	3133EPJX4	FFCB 3.625 02/17/2026	30,000,000	90,625	2,909		93,534
Federal Agencies	3133EPJX4	FFCB 3.625 02/17/2026	25,000,000	75,521	2,201		77,722
Federal Agencies	3133EPKA2	FFCB 4.000 08/18/2025	26,500,000	88,333	609		88,942
Federal Agencies	3133EPKA2	FFCB 4.000 08/18/2025	30,000,000	100,000	689		100,689
Federal Agencies	3133EPKA2	FFCB 4.000 08/18/2025	25,000,000	83,333	678		84,011

# Monthly Investment Earnings

## Pooled Fund

<u>Type of Investment</u>	<u>CUSIP</u>	<u>Issuer Name</u>	<u>Par Value</u>	<u>Accrued Interest Earned</u>	<u>(Amortization) / Accretion</u>	<u>Realized Gain/(Loss)</u>	<u>Total Earnings</u>
Federal Agencies	3130AVWS7	FHLB 3.750 06/12/2026	20,000,000	62,500	1,680		64,180
Federal Agencies	3130ATST5	FHLB 4.375 06/13/2025	24,000,000	87,500	(3,249)		84,251
Federal Agencies	3130AWAH3	FHLB 4.000 06/12/2026	15,000,000	50,000	2,819		52,819
Federal Agencies	3130AWAH3	FHLB 4.000 06/12/2026	10,000,000	33,333	1,840		35,173
Federal Agencies	3130AWER7	FHLB 4.625 06/06/2025	25,000,000	96,354	887		97,241
Federal Agencies	3130AWER7	FHLB 4.625 06/06/2025	15,000,000	57,813	532		58,345
Federal Agencies	3130AWER7	FHLB 4.625 06/06/2025	52,000,000	200,417	1,845		202,262
Federal Agencies	3130AWER7	FHLB 4.625 06/06/2025	10,000,000	38,542	355		38,897
Federal Agencies	3133EPMU6	FFCB 4.250 06/15/2026	30,000,000	106,250	1,375		107,625
Federal Agencies	3133EPMU6	FFCB 4.250 06/15/2026	20,000,000	70,833	871		71,705
Federal Agencies	3133EPMV4	FFCB 4.125 06/15/2027	28,940,000	99,481	596		100,077
Federal Agencies	3133EPMU6	FFCB 4.250 06/15/2026	24,700,000	87,479	1,691		89,170
Federal Agencies	3133EPNG6	FFCB 4.375 06/23/2026	50,000,000	182,292	750		183,041
Federal Agencies	3133EPNG6	FFCB 4.375 06/23/2026	25,000,000	91,146	375		91,521
Federal Agencies	3133EPNG6	FFCB 4.375 06/23/2026	25,000,000	91,146	375		91,521
Federal Agencies	3130AWLZ1	FHLB 4.750 06/12/2026	50,000,000	197,917	4,180		202,096
Federal Agencies	3130AWLY4	FHLB 5.125 06/13/2025	48,150,000	205,641	(4,138)		201,503
Federal Agencies	3130AWLY4	FHLB 5.125 06/13/2025	10,800,000	46,125	(811)		45,314
Federal Agencies	3133EPSK2	FFCB 4.250 08/07/2028	19,500,000	69,063	1,489		70,551
Federal Agencies	3133EPSW6	FFCB 4.500 08/14/2026	50,000,000	187,500	3,253		190,753
Federal Agencies	3133EPUN3	FFCB 4.500 08/28/2028	10,000,000	37,500	355		37,855
Federal Agencies	3133EPUN3	FFCB 4.500 08/28/2028	25,000,000	93,750	959		94,709
Federal Agencies	3133EPUN3	FFCB 4.500 08/28/2028	15,000,000	56,250	631		56,881
Federal Agencies	3133EPUN3	FFCB 4.500 08/28/2028	33,000,000	123,750	1,613		125,363
Federal Agencies	3133EPVP7	FFCB 4.750 07/08/2026	19,000,000	75,208	456		75,664
Federal Agencies	3133EPVP7	FFCB 4.750 07/08/2026	10,000,000	39,583	249		39,832
Federal Agencies	3133EPVP7	FFCB 4.750 07/08/2026	21,000,000	83,125	516		83,641
Federal Agencies	3133EPVY8	FFCB 5.000 09/15/2025	8,230,000	34,292	251		34,543
Federal Agencies	3133EPVY8	FFCB 5.000 09/15/2025	15,000,000	62,500	770		63,270
Federal Agencies	3133EPVY8	FFCB 5.000 09/15/2025	20,000,000	83,333	1,026		84,360
Federal Agencies	3133EPYW9	FFCB 5.125 10/20/2025	50,000,000	213,542	1,187		214,729
Federal Agencies	3133EPYW9	FFCB 5.125 10/20/2025	25,000,000	106,771	615		107,386
Federal Agencies	3133EPYW9	FFCB 5.125 10/20/2025	35,000,000	149,479	1,173		150,652
Federal Agencies	3130AXCP1	FHLB 4.875 09/11/2026	11,895,000	48,323	2,138		50,461
Federal Agencies	3133EPZA6	FFCB 4.875 10/20/2026	30,000,000	121,875	4,692		126,567
Federal Agencies	3133EPZA6	FFCB 4.875 10/20/2026	14,000,000	56,875	2,689		59,564
Federal Agencies	3133EPYW9	FFCB 5.125 10/20/2025	24,000,000	102,500	3,247		105,747
Federal Agencies	3133EPZY4	FFCB 5.000 07/30/2026	25,000,000	104,167	1,953		106,120
Federal Agencies	3133EPZY4	FFCB 5.000 07/30/2026	3,000,000	12,500	249		12,749
Federal Agencies	3133EPZY4	FFCB 5.000 07/30/2026	9,615,000	40,063	799		40,861
Federal Agencies	3133EPZY4	FFCB 5.000 07/30/2026	16,000,000	66,667	1,329		67,996
Federal Agencies	3130AXB31	FHLB 4.875 03/13/2026	10,000,000	40,625	1,658		42,283
Federal Agencies	3130AXB31	FHLB 4.875 03/13/2026	10,000,000	40,625	1,773		42,398
Federal Agencies	3130AXB31	FHLB 4.875 03/13/2026	10,000,000	40,625	1,773		42,398
Federal Agencies	3133EPC60	FFCB 4.625 11/15/2027	27,950,000	107,724	2,461		110,185
Federal Agencies	3133EPC60	FFCB 4.625 11/15/2027	33,300,000	128,344	2,939		131,283
Federal Agencies	3133EPC45	FFCB 4.625 11/13/2028	12,000,000	46,250	271		46,521
Federal Agencies	3133EPC45	FFCB 4.625 11/13/2028	20,000,000	77,083	482		77,565
Federal Agencies	3133EPC45	FFCB 4.625 11/13/2028	55,000,000	211,979	1,319		213,298

# Monthly Investment Earnings

## Pooled Fund

<u>Type of Investment</u>	<u>CUSIP</u>	<u>Issuer Name</u>	<u>Par Value</u>	<u>Accrued Interest Earned</u>	<u>(Amortization) / Accretion</u>	<u>Realized Gain/(Loss)</u>	<u>Total Earnings</u>
Federal Agencies	3130AXU63	FHLB 4.625 11/17/2026	50,000,000	192,708	2,503		195,212
Federal Agencies	3133EM4X7	FFCB 0.800 09/10/2026	28,975,000	19,317	86,563		105,879
Federal Agencies	3133EPP66	FFCB 4.000 05/20/2027	31,000,000	103,333	2,343		105,676
Federal Agencies	3133EPP66	FFCB 4.000 05/20/2027	58,850,000	196,167	4,667		200,834
Federal Agencies	3133EPX91	FFCB 4.125 01/25/2027	35,000,000	120,313	1,247		121,560
Federal Agencies	3133EPX91	FFCB 4.125 01/25/2027	50,000,000	171,875	1,895		173,770
Federal Agencies	3133EPX91	FFCB 4.125 01/25/2027	25,000,000	85,938	891		86,828
Federal Agencies	3133EPX91	FFCB 4.125 01/25/2027	10,000,000	34,375	379		34,754
Federal Agencies	3133EPX91	FFCB 4.125 01/25/2027	5,000,000	17,188	202		17,390
Federal Agencies	3130AYPN0	FHLB 4.125 01/15/2027	12,000,000	41,250	774		42,024
Federal Agencies	3130AYPN0	FHLB 4.125 01/15/2027	25,000,000	85,938	1,612		87,549
Federal Agencies	3130AYPN0	FHLB 4.125 01/15/2027	29,350,000	100,891	1,892		102,783
Federal Agencies	3130AYPN0	FHLB 4.125 01/15/2027	50,000,000	171,875	3,223		175,098
Federal Agencies	3135GANG2	FNMA 5.130 02/18/2028	50,000,000	213,750			213,750
Federal Agencies	3135GANG2	FNMA 5.130 02/18/2028	25,000,000	106,875			106,875
Federal Agencies	3135GANG2	FNMA 5.130 02/18/2028	25,000,000	106,875			106,875
Federal Agencies	3130B0MZ9	FHLB 5.100 01/27/2025		423,583			423,583
Federal Agencies	3133EP6K6	FFCB 4.500 03/26/2027	50,000,000	187,500	2,564		190,064
Federal Agencies	3130AXB31	FHLB 4.875 03/13/2026	36,730,000	149,216	(3,207)		146,008
Federal Agencies	3133EP5K7	FFCB 4.500 03/13/2026	50,000,000	187,500	10,566		198,066
Federal Agencies	3130AXB31	FHLB 4.875 03/13/2026	25,000,000	101,563	(2,357)		99,206
Federal Agencies	3133EP5U5	FFCB 4.125 03/20/2029	51,660,000	177,581	11,180		188,761
Federal Agencies	3133EP5S0	FFCB 4.250 03/20/2028	4,971,000	17,606	1,169		18,774
Federal Agencies	3130AVBD3	FHLB 4.500 03/09/2029	25,000,000	93,750	(324)		93,426
Federal Agencies	3130B0TY5	FHLB 4.750 04/09/2027	20,000,000	79,167	1,498		80,664
Federal Agencies	3130B0TY5	FHLB 4.750 04/09/2027	17,000,000	67,292	1,273		68,565
Federal Agencies	3130B0TY5	FHLB 4.750 04/09/2027	48,000,000	190,000	3,594		193,594
Federal Agencies	3130B0TY5	FHLB 4.750 04/09/2027	40,000,000	158,333	2,995		161,328
Federal Agencies	3133ERDH1	FFCB 4.750 04/30/2029	63,085,000	249,711	(11,575)		238,137
Federal Agencies	3133ERDH1	FFCB 4.750 04/30/2029	27,892,000	110,406	(5,111)		105,294
Federal Agencies	3133ERDH1	FFCB 4.750 04/30/2029	30,000,000	118,750	(5,412)		113,338
Federal Agencies	3133ERDS7	FFCB 4.750 05/06/2027	12,727,000	50,378	(377)		50,001
Federal Agencies	3130AX4E5	FHLB 4.500 06/11/2027	11,000,000	41,250	1,732		42,982
Federal Agencies	3133ERGL9	FFCB 4.500 06/07/2028	15,000,000	56,250	115		56,365
Federal Agencies	3130B1BT3	FHLB 4.875 06/12/2026	13,485,000	54,783	(860)		53,922
Federal Agencies	3133ERHD6	FFCB 4.875 06/12/2026	32,000,000	130,000	(2,192)		127,808
Federal Agencies	3133ERHD6	FFCB 4.875 06/12/2026	20,000,000	81,250	(1,302)		79,948
Federal Agencies	3133ERHN4	FFCB 4.250 10/20/2028	38,000,000	134,583	4,204		138,788
Federal Agencies	3133ERHN4	FFCB 4.250 10/20/2028	5,000,000	17,708	546		18,255
Federal Agencies	3133ERGS4	FFCB 4.250 06/11/2029	10,000,000	35,417	555		35,971
Federal Agencies	3133ERGS4	FFCB 4.250 06/11/2029	10,000,000	35,417	555		35,971
Federal Agencies	3133ERGS4	FFCB 4.250 06/11/2029	20,000,000	70,833	1,109		71,943
Federal Agencies	3133ERGS4	FFCB 4.250 06/11/2029	10,000,000	35,417	555		35,971
Federal Agencies	3133ERGS4	FFCB 4.250 06/11/2029	29,000,000	102,708	1,306		104,014
Federal Agencies	3133ERGL9	FFCB 4.500 06/07/2028	20,000,000	75,000	(808)		74,192
Federal Agencies	3133ERGL9	FFCB 4.500 06/07/2028	14,934,000	56,003	(604)		55,399
Federal Agencies	3133ERJZ5	FFCB 4.500 06/28/2027	30,000,000	112,500	401		112,901
Federal Agencies	3133ERKM2	FFCB 4.500 07/08/2027	25,000,000	93,750	(942)		92,808
Federal Agencies	3130B1EF0	FHLB 4.625 06/11/2027	20,700,000	79,781	(2,781)		77,000

# Monthly Investment Earnings

## Pooled Fund

<u>Type of Investment</u>	<u>CUSIP</u>	<u>Issuer Name</u>	<u>Par Value</u>	<u>Accrued Interest Earned</u>	<u>(Amortization) / Accretion</u>	<u>Realized Gain/(Loss)</u>	<u>Total Earnings</u>
Federal Agencies	3133ERKM2	FFCB 4.500 07/08/2027	25,000,000	93,750	(723)		93,027
Federal Agencies	3133ERKX8	FFCB 4.250 07/12/2029	20,000,000	70,833	183		71,017
Federal Agencies	3134H16K4	FHLMC 5.380 07/09/2029	25,000,000	112,083			112,083
Federal Agencies	3134H16K4	FHLMC 5.380 07/09/2029	65,000,000	291,417			291,417
Federal Agencies	3134H16K4	FHLMC 5.380 07/09/2029	25,000,000	112,083			112,083
Federal Agencies	3133ERMB4	FFCB 4.250 07/23/2027	10,000,000	35,417	99		35,516
Federal Agencies	3133ERMB4	FFCB 4.250 07/23/2027	15,000,000	53,125	149		53,274
Federal Agencies	3130B2KJ3	FHLB 4.625 09/04/2029	50,000,000	192,708			192,708
Federal Agencies	3130B2KJ3	FHLB 4.625 09/04/2029	25,000,000	96,354			96,354
Federal Agencies	3130B2KJ3	FHLB 4.625 09/04/2029	25,000,000	96,354			96,354
Federal Agencies	3130B2PJ8	FHLB 3.625 09/04/2026	25,000,000	75,521	1,430		76,950
Federal Agencies	3130B2PJ8	FHLB 3.625 09/04/2026	50,000,000	151,042	2,859		153,901
Federal Agencies	3130B2PJ8	FHLB 3.625 09/04/2026	19,000,000	57,396	1,087		58,482
Federal Agencies	3130B2PJ8	FHLB 3.625 09/04/2026	25,900,000	78,240	1,481		79,721
Federal Agencies	3130B2TG0	FHLB 4.375 09/24/2029	25,000,000	91,146			91,146
Federal Agencies	3130B2TG0	FHLB 4.375 09/24/2029	25,000,000	91,146			91,146
Federal Agencies	3130B2TG0	FHLB 4.375 09/24/2029	65,000,000	236,979			236,979
Federal Agencies	3130ATHX8	FHLB 4.125 09/14/2029	15,000,000	51,563	(6,715)		44,848
Federal Agencies	3133ERVR9	FFCB 3.500 07/01/2027	55,000,000	160,417	2,310		162,726
Federal Agencies	3130B2XR1	FHLB 4.010 07/02/2029	65,000,000	217,208			217,208
Federal Agencies	3130B2XR1	FHLB 4.010 07/02/2029	25,000,000	83,542			83,542
Federal Agencies	3130B2XR1	FHLB 4.010 07/02/2029	25,000,000	83,542			83,542
Federal Agencies	3134HARP0	FHLMC 5.130 10/15/2029	65,000,000	277,875			277,875
Federal Agencies	3134HARP0	FHLMC 5.130 10/15/2029	25,000,000	106,875			106,875
Federal Agencies	3134HARP0	FHLMC 5.130 10/15/2029	25,000,000	106,875			106,875
Federal Agencies	3133ERWR8	FFCB 3.500 01/07/2027	12,500,000	36,458	4,767		41,225
Federal Agencies	3133ERXJ5	FFCB 3.875 10/15/2027	8,000,000	25,833	109		25,942
Federal Agencies	3133ERXJ5	FFCB 3.875 10/15/2027	5,000,000	16,146	78		16,224
Federal Agencies	3130B3A29	FHLB 4.000 10/09/2026	15,000,000	50,000	134		50,134
Federal Agencies	3130B3A29	FHLB 4.000 10/09/2026	25,000,000	83,333	224		83,557
Federal Agencies	3130B3A29	FHLB 4.000 10/09/2026	25,000,000	83,333	224		83,557
Federal Agencies	3130B3A29	FHLB 4.000 10/09/2026	50,000,000	166,667	447		167,114
Federal Agencies	3130B3GD9	FHLB 4.000 11/27/2028	47,025,000	156,750	1,760		158,510
Federal Agencies	3130ATHX8	FHLB 4.125 09/14/2029	15,000,000	51,563	(841)		50,722
Federal Agencies	3130ATHX8	FHLB 4.125 09/14/2029	15,000,000	51,563	(752)		50,811
Federal Agencies	3130ATHX8	FHLB 4.125 09/14/2029	25,590,000	87,966	(1,283)		86,683
Federal Agencies	3135GAYW5	FNMA 5.200 11/21/2029	65,000,000	281,667			281,667
Federal Agencies	3135GAYW5	FNMA 5.200 11/21/2029	25,000,000	108,333			108,333
Federal Agencies	3135GAYW5	FNMA 5.200 11/21/2029	25,000,000	108,333			108,333
Federal Agencies	3133ERD24	FFCB 4.250 02/18/2027	30,000,000	106,250	622		106,872
Federal Agencies	3136GA3D9	FNMA 5.060 12/10/2029	65,000,000	274,083			274,083
Federal Agencies	3136GA3D9	FNMA 5.060 12/10/2029	25,000,000	105,417			105,417
Federal Agencies	3136GA3D9	FNMA 5.060 12/10/2029	25,000,000	105,417			105,417
Federal Agencies	3136GA3N7	FNMA 5.045 12/27/2029	20,000,000	84,083			84,083
Federal Agencies	3136GA3N7	FNMA 5.045 12/27/2029	62,000,000	260,658			260,658
Federal Agencies	3136GA3N7	FNMA 5.045 12/27/2029	20,000,000	84,083			84,083
Federal Agencies	3136GA3N7	FNMA 5.045 12/27/2029	20,000,000	84,083			84,083
Federal Agencies	3133ERJ51	FFCB 4.125 12/10/2027	38,343,000	131,804	3,288		135,092
Federal Agencies	3133ERJ51	FFCB 4.125 12/10/2027	25,505,000	87,673	2,180		89,854

# Monthly Investment Earnings

## Pooled Fund

<u>Type of Investment</u>	<u>CUSIP</u>	<u>Issuer Name</u>	<u>Par Value</u>	<u>Accrued Interest Earned</u>	<u>(Amortization) / Accretion</u>	<u>Realized Gain/(Loss)</u>	<u>Total Earnings</u>
Federal Agencies	3133ERJ51	FFCB 4.125 12/10/2027	21,000,000	72,188	1,801		73,989
Federal Agencies	3133ERJ51	FFCB 4.125 12/10/2027	33,000,000	113,438	3,046		116,484
Federal Agencies	3133ERT84	FFCB 4.250 01/14/2028	29,750,000	59,707	2,861		62,567
Federal Agencies	3133ERZ46	FFCB 4.250 01/28/2028	50,000,000		23		23
Federal Agencies	3133ERZ46	FFCB 4.250 01/28/2028	47,000,000		22		22
<b>Subtotals</b>			<b>\$ 6,841,190,000</b>	<b>\$ 20,861,341</b>	<b>\$ 248,141</b>	<b>\$ -</b>	<b>\$ 21,109,482</b>
Public Time Deposits	PPGO10LI6	BKSANF 5.350 01/06/2025		\$ 7,431			\$ 7,431
Public Time Deposits	PPGICJO02	BRIDGE 5.330 01/13/2025		20,483			20,483
Public Time Deposits	PPGQ38MB6	FIVSTR 4.500 05/21/2025	20,000,000	77,500			77,500
Public Time Deposits	PPGNJX1B4	BKSANF 4.370 03/13/2025	10,000,000	37,631			37,631
Public Time Deposits	PPGJLMRN0	BRIDGE 4.350 06/16/2025	10,000,000	36,945			36,945
Public Time Deposits	PPGS0AR58	BKSANF 4.320 04/07/2025	10,000,000	31,200			31,200
Public Time Deposits	PPGR18NT6	BRIDGE 4.300 07/14/2025	10,000,000	22,384			22,384
<b>Subtotals</b>			<b>\$ 60,000,000</b>	<b>\$ 233,573</b>	<b>\$ -</b>	<b>\$ -</b>	<b>\$ 233,573</b>
Negotiable CDs	13606KZ66	CIBCNY 5.400 01/02/2025		\$ 7,500			\$ 7,500
Negotiable CDs	89115DK21	TDNY 5.400 01/02/2025		7,500			7,500
Negotiable CDs	89115BSZ4	TDNY 5.550 04/09/2025	50,000,000	238,958			238,958
Negotiable CDs	78015JQ34	RY 5.450 01/28/2025		102,188			102,188
Negotiable CDs	06367DJY2	BMOCHG 5.470 05/05/2025	50,000,000	235,514			235,514
Negotiable CDs	89115DR65	TDNY 5.470 05/05/2025	65,000,000	306,168			306,168
Negotiable CDs	06367DL94	BMOCHG 5.410 02/24/2025	76,000,000	354,054			354,054
Negotiable CDs	13606K5B8	CIBCNY 5.410 02/24/2025	50,000,000	232,931			232,931
Negotiable CDs	78015JTB3	RY 5.090 07/14/2025	50,000,000	219,153			219,153
Negotiable CDs	06367DLL7	BMOCHG 4.870 03/12/2025	90,000,000	377,425			377,425
Negotiable CDs	78015JVF1	RY 4.610 07/01/2025	50,000,000	198,486			198,486
Negotiable CDs	06367DM44	BMOCHG 4.250 06/30/2025	100,000,000	365,972			365,972
Negotiable CDs	13606DAG7	CIBCNY 4.250 06/30/2025	100,000,000	365,972			365,972
Negotiable CDs	78015JWF0	RY 4.220 06/24/2025	100,000,000	363,389			363,389
Negotiable CDs	06367DMT9	BMOCHG 4.560 06/16/2025	115,000,000	451,567			451,567
Negotiable CDs	78015J2U0	RY 4.530 07/28/2025	115,000,000	448,596			448,596
Negotiable CDs	06367DMU6	BMOCHG 4.590 08/11/2025	65,000,000	256,913			256,913
Negotiable CDs	78015J2Y2	RY 4.550 09/08/2025	65,000,000	254,674			254,674
Negotiable CDs	78015J3L9	RY 4.510 11/20/2025	60,000,000	233,017			233,017
Negotiable CDs	06367DMX0	BMOCHG 4.570 10/24/2025	50,000,000	196,764			196,764
Negotiable CDs	13606DCE0	CIBCNY 4.550 10/24/2025	50,000,000	195,903			195,903
Negotiable CDs	78015J3U9	RY 4.560 11/19/2025	50,000,000	196,333			196,333
Negotiable CDs	06367DN84	BMOCHG 4.580 07/02/2025	50,000,000	197,194			197,194
Negotiable CDs	13606DCT7	CIBCNY 4.580 07/02/2025	50,000,000	197,194			197,194
Negotiable CDs	78015J5G8	RY 4.560 06/02/2025	100,000,000	392,667			392,667
Negotiable CDs	13606DCU4	CIBCNY 4.560 06/02/2025	25,000,000	98,167			98,167
Negotiable CDs	13606DCV2	CIBCNY 4.530 09/22/2025	75,000,000	292,563			292,563
Negotiable CDs	06367DN92	BMOCHG 4.530 09/22/2025	50,000,000	195,042			195,042
Negotiable CDs	06367DNE1	BMOCHG 4.460 06/23/2025	50,000,000	192,028			192,028
Negotiable CDs	06367DNG6	BMOCHG 4.460 06/27/2025	50,000,000	192,028			192,028
Negotiable CDs	78015JAG2	RY 4.430 07/14/2025	72,000,000	274,660			274,660
Negotiable CDs	13606DDU3	CIBCNY 4.500 07/23/2025	75,000,000	290,625			290,625
Negotiable CDs	78015JC47	RY 4.410 08/11/2025	66,000,000	210,210			210,210

# Monthly Investment Earnings

## Pooled Fund

Type of Investment	CUSIP	Issuer Name	Par Value	Accrued Interest Earned	(Amortization) / Accretion	Realized Gain/(Loss)	Total Earnings
Negotiable CDs	06367DNQ4	BMOCHG 4.450 07/30/2025	50,000,000	154,514			154,514
<b>Subtotals</b>			<b>\$ 2,064,000,000</b>	<b>\$ 8,295,866</b>	<b>\$ -</b>	<b>\$ -</b>	<b>\$ 8,295,866</b>
Commercial Paper	62479LNV3	MUFGBK 0.000 01/29/2025			\$ 204,944		\$ 204,944
Commercial Paper	89233GNQ5	TOYCC 0.000 01/24/2025			201,633		201,633
Commercial Paper	89233GNU6	TOYCC 0.000 01/28/2025			196,500		196,500
Commercial Paper	62479LNP6	MUFGBK 0.000 01/23/2025			48,308		48,308
Commercial Paper	89233GQQ2	TOYCC 0.000 03/24/2025	50,000,000		223,028		223,028
Commercial Paper	62479LQE8	MUFGBK 0.000 03/14/2025	50,000,000		220,444		220,444
Commercial Paper	62479LPM1	MUFGBK 0.000 02/21/2025	8,000,000		35,409		35,409
Commercial Paper	62479LQA6	MUFGBK 0.000 03/10/2025	25,000,000		110,007		110,007
Commercial Paper	62479LQE8	MUFGBK 0.000 03/14/2025	26,000,000		114,407		114,407
Commercial Paper	62479LQM0	MUFGBK 0.000 03/21/2025	15,000,000		65,875		65,875
Commercial Paper	89233GQQ2	TOYCC 0.000 03/24/2025	50,000,000		217,861		217,861
Commercial Paper	89233GQQ2	TOYCC 0.000 03/24/2025	60,000,000		259,367		259,367
Commercial Paper	89233GPC4	TOYCC 0.000 02/12/2025	75,000,000		315,167		315,167
Commercial Paper	62479LPL3	MUFGBK 0.000 02/20/2025	60,000,000		231,467		231,467
Commercial Paper	62479LNM3	MUFGBK 0.000 01/21/2025			44,578		44,578
Commercial Paper	89233GRM0	TOYCC 0.000 04/21/2025	65,000,000		255,233		255,233
Commercial Paper	89233GQR0	TOYCC 0.000 03/25/2025	40,000,000		159,478		159,478
Commercial Paper	62479LPC3	MUFGBK 0.000 02/12/2025	16,000,000		63,378		63,378
Commercial Paper	62479LQE8	MUFGBK 0.000 03/14/2025	70,000,000		275,469		275,469
Commercial Paper	89233GVR4	TOYCC 0.000 08/25/2025	65,000,000		248,517		248,517
Commercial Paper	62479LQQ1	MUFGBK 0.000 03/24/2025	10,000,000		39,094		39,094
Commercial Paper	62479LQS7	MUFGBK 0.000 03/26/2025	47,000,000		183,744		183,744
Commercial Paper	62479LQU2	MUFGBK 0.000 03/28/2025	20,000,000		78,017		78,017
Commercial Paper	62479LR72	MUFGBK 0.000 04/07/2025	22,000,000		84,492		84,492
Commercial Paper	62479LRB3	MUFGBK 0.000 04/11/2025			42,246		42,246
Commercial Paper	62479LRP2	MUFGBK 0.000 04/23/2025	81,000,000		311,085		311,085
Commercial Paper	89233GW85	TOYCC 0.000 09/08/2025	65,000,000		243,479		243,479
Commercial Paper	46590DSK7	JPMSCP 0.000 05/19/2025	72,000,000		272,800		272,800
Commercial Paper	62479LRV9	MUFGBK 0.000 04/29/2025	92,000,000		350,162		350,162
Commercial Paper	62479LS55	MUFGBK 0.000 05/05/2025	7,000,000		26,643		26,643
Commercial Paper	62479LS71	MUFGBK 0.000 05/07/2025	60,000,000		191,100		191,100
Commercial Paper	62479LSM8	MUFGBK 0.000 05/21/2025	80,000,000		167,356		167,356
Commercial Paper	89233GX84	TOYCC 0.000 10/08/2025	60,000,000		35,833		35,833
Commercial Paper	89233GXQ4	TOYCC 0.000 10/24/2025	50,000,000		18,042		18,042
<b>Subtotals</b>			<b>\$ 1,352,000,000</b>	<b>\$ -</b>	<b>\$ 5,535,163</b>	<b>\$ -</b>	<b>\$ 5,535,163</b>
Medium Term Notes	594918CN2	MSFT 3.400 09/15/2026	\$ 6,452,000	\$ 18,281	\$ 7,033		\$ 25,314
Medium Term Notes	594918CN2	MSFT 3.400 09/15/2026	13,009,000	36,859	14,105		50,963
Medium Term Notes	91324PFF4	UNH 4.750 07/15/2026	15,000,000	59,375	1,085		60,460
Medium Term Notes	24422EXV6	DE 4.200 07/15/2027	10,000,000	35,000	42		35,042
Medium Term Notes	14913UAN0	CAT 4.450 10/16/2026	18,385,000	68,178	(8,805)		59,373
Medium Term Notes	037833CJ7	AAPL 3.350 02/09/2027	50,000,000	139,583	14,684		154,268
Medium Term Notes	594918BJ2	MSFT 3.125 11/03/2025	11,749,000	30,596	7,601		38,197
Medium Term Notes	89236TMY8	TOYOTA 4.600 01/08/2027	40,000,000	112,444	694		113,139
<b>Subtotals</b>			<b>\$ 164,595,000</b>	<b>\$ 500,316</b>	<b>\$ 36,439</b>	<b>\$ -</b>	<b>\$ 536,755</b>

## Monthly Investment Earnings Pooled Fund

<u>Type of Investment</u>	<u>CUSIP</u>	<u>Issuer Name</u>	<u>Par Value</u>	<u>Accrued Interest Earned</u>	<u>(Amortization) / Accretion</u>	<u>Realized Gain/(Loss)</u>	<u>Total Earnings</u>
Money Market Funds	09248U718	BlackRock Liquidity Funds T-Fund	\$ 14,073,701	\$ 50,696			\$ 50,696
Money Market Funds	31607A703	Fidelity Govt Portfolio	409,961,935	1,243,873			1,243,873
Money Market Funds	608919718	Federated Hermes Govt Obligations Fund	191,964,048	203,761			203,761
Money Market Funds	262006208	Dreyfus Government Cash Management	16,427,099	63,433			63,433
Money Market Funds	85749T517	State Street Institutional U.S. Govt MMF	735,509,641	1,968,381			1,968,381
Money Market Funds	61747C319	Morgan Stanley Institutional Liquidity Fund	787,995,946	2,877,894			2,877,894
<b>Subtotals</b>			<b>\$ 2,155,932,371</b>	<b>\$ 6,408,038</b>	<b>\$ -</b>	<b>\$ -</b>	<b>\$ 6,408,038</b>
Supranationals	4581X0CM8	IADB 2.125 01/15/2025		\$ 82,639	\$ (58,429)		\$ 24,209
Supranationals	459058JB0	IBRD 0.626 04/22/2025	40,000,000	20,867	(1,947)		18,919
Supranationals	45818WDG8	IADB 0.820 02/27/2026	19,500,000	13,325	(1,071)		12,254
Supranationals	4581X0DN5	IADB 0.625 07/15/2025	28,900,000	15,052	8,734		23,786
Supranationals	45950VRU2	IFC 4.023 01/26/2026	100,000,000	335,250			335,250
Supranationals	459058HT3	IBRD 1.626 01/15/2025		18,536	38,638		57,174
Supranationals	4581X0EN4	IADB 4.125 02/15/2029	25,000,000	85,938	6,469		92,407
Supranationals	459058KJ1	IBRD 3.125 06/15/2027	12,323,000	32,091	11,335		43,426
Supranationals	4581X0EN4	IADB 4.125 02/15/2029	50,000,000	171,875	3,204		175,079
Supranationals	459053EU4	IBRDDN 0.000 04/25/2025	12,000,000		43,917		43,917
<b>Subtotals</b>			<b>\$ 287,723,000</b>	<b>\$ 775,573</b>	<b>\$ 50,848</b>	<b>\$ -</b>	<b>\$ 826,420</b>
Secured Bank Deposit	0660P0999	Bank of America TTX INV Deposit Acct	\$ 103,102,283	\$ 379,478			\$ 379,478
<b>Subtotals</b>			<b>\$ 103,102,283</b>	<b>\$ 379,478</b>	<b>\$ -</b>	<b>\$ -</b>	<b>\$ 379,478</b>
<b>Grand Totals</b>			<b>\$16,914,542,653</b>	<b>\$ 44,326,394</b>	<b>\$ 6,472,179</b>	<b>\$ -</b>	<b>\$ 50,798,573</b>



# Investment Transactions

## Pooled Fund

For month ended January 31, 2025

Accounting ID	Transaction Type	Cusip	Description	Price	Settlement Date	Posted Date	Par Value	Principal	Accrued Interest	Total
58512	Buy	PPGS0AR58	BKSANF 4.320 04/07/2025	100.00000	01/06/2025	01/06/2025	10,000,000.00	10,000,000.00	0.00	10,000,000.00
58513	Buy	62479LS71	MUFGBK 0.000 05/07/2025	98.51775	01/06/2025	01/06/2025	60,000,000.00	59,110,650.00	0.00	59,110,650.00
58514	Buy	78015JC47	RY 4.410 08/11/2025	100.00000	01/06/2025	01/06/2025	66,000,000.00	66,000,000.00	0.00	66,000,000.00
58516	Buy	06367DNQ4	BMOCHG 4.450 07/30/2025	100.00000	01/07/2025	01/07/2025	50,000,000.00	50,000,000.00	0.00	50,000,000.00
58515	Buy	89236TMY8	TOYOTA 4.600 01/08/2027	99.94500	01/09/2025	01/09/2025	40,000,000.00	39,978,000.00	0.00	39,978,000.00
58517	Buy	PPGR18NT6	BRIDGE 4.300 07/14/2025	100.00000	01/13/2025	01/13/2025	10,000,000.00	10,000,000.00	0.00	10,000,000.00
58518	Buy	3133ERT84	FFCB 4.250 01/14/2028	99.41500	01/14/2025	01/14/2025	29,750,000.00	29,575,962.50	0.00	29,575,962.50
58519	Buy	62479LSM8	MUFGBK 0.000 05/21/2025	98.44950	01/15/2025	01/15/2025	80,000,000.00	78,759,600.00	0.00	78,759,600.00
58520	Buy	89233GX84	TOYCC 0.000 10/08/2025	96.96611	01/27/2025	01/27/2025	60,000,000.00	58,179,666.67	0.00	58,179,666.67
58521	Buy	89233GXQ4	TOYCC 0.000 10/24/2025	96.77656	01/29/2025	01/29/2025	50,000,000.00	48,388,277.78	0.00	48,388,277.78
58522	Buy	3133ERZ46	FFCB 4.250 01/28/2028	99.94900	01/31/2025	01/31/2025	50,000,000.00	49,974,500.00	17,708.33	49,992,208.33
58523	Buy	3133ERZ46	FFCB 4.250 01/28/2028	99.94900	01/31/2025	01/31/2025	47,000,000.00	46,976,030.00	16,645.83	46,992,675.83
Activity Total							552,750,000.00	546,942,686.95	34,354.16	546,977,041.11
57898	Maturity	13606KZ66	CIBCNY 5.400 01/02/2025	100.00000	01/02/2025	01/02/2025	50,000,000.00	50,000,000.00	0.00	50,000,000.00
57899	Maturity	89115DK21	TDNY 5.400 01/02/2025	100.00000	01/02/2025	01/02/2025	50,000,000.00	50,000,000.00	0.00	50,000,000.00
47277	Maturity	3133ENKS8	FFCB 1.125 01/06/2025	100.00000	01/06/2025	01/06/2025	20,000,000.00	20,000,000.00	0.00	20,000,000.00
47278	Maturity	3133ENKS8	FFCB 1.125 01/06/2025	100.00000	01/06/2025	01/06/2025	25,000,000.00	25,000,000.00	0.00	25,000,000.00
47279	Maturity	3133ENKS8	FFCB 1.125 01/06/2025	100.00000	01/06/2025	01/06/2025	25,000,000.00	25,000,000.00	0.00	25,000,000.00
58053	Maturity	PPGO10LI6	BKSANF 5.350 01/06/2025	100.00000	01/06/2025	01/06/2025	10,000,000.00	10,000,000.00	0.00	10,000,000.00
47021	Maturity	3135G0X24	FNMA 1.625 01/07/2025	100.00000	01/07/2025	01/07/2025	39,060,000.00	39,060,000.00	0.00	39,060,000.00
47499	Maturity	3133ENZ37	FFCB 4.875 01/10/2025	100.00000	01/10/2025	01/10/2025	20,000,000.00	20,000,000.00	0.00	20,000,000.00
47500	Maturity	3133ENZ37	FFCB 4.875 01/10/2025	100.00000	01/10/2025	01/10/2025	10,000,000.00	10,000,000.00	0.00	10,000,000.00
47501	Maturity	3133ENZ37	FFCB 4.875 01/10/2025	100.00000	01/10/2025	01/10/2025	20,000,000.00	20,000,000.00	0.00	20,000,000.00
58088	Maturity	PPGICJO02	BRIDGE 5.330 01/13/2025	100.00000	01/13/2025	01/13/2025	10,000,000.00	10,000,000.00	0.00	10,000,000.00
58384	Maturity	912797MX2	B 0.000 01/14/2025	100.00000	01/14/2025	01/14/2025	68,000,000.00	68,000,000.00	0.00	68,000,000.00
47024	Maturity	4581X0CM8	IADB 2.125 01/15/2025	100.00000	01/15/2025	01/15/2025	100,000,000.00	100,000,000.00	0.00	100,000,000.00
57878	Maturity	459058HT3	IBRD 1.626 01/15/2025	100.00000	01/15/2025	01/15/2025	29,314,000.00	29,314,000.00	0.00	29,314,000.00
58427	Maturity	62479LNM3	MUFGBK 0.000 01/21/2025	100.00000	01/21/2025	01/21/2025	17,000,000.00	17,000,000.00	0.00	17,000,000.00
58032	Maturity	62479LNP6	MUFGBK 0.000 01/23/2025	100.00000	01/23/2025	01/23/2025	15,000,000.00	15,000,000.00	0.00	15,000,000.00
57934	Maturity	89233GNQ5	TOYCC 0.000 01/24/2025	100.00000	01/24/2025	01/24/2025	60,000,000.00	60,000,000.00	0.00	60,000,000.00
57886	Maturity	3130B0MZ9	FHLB 5.100 01/27/2025	100.00000	01/27/2025	01/27/2025	115,000,000.00	115,000,000.00	0.00	115,000,000.00
57933	Maturity	78015JQ34	RY 5.450 01/28/2025	100.00000	01/28/2025	01/28/2025	25,000,000.00	25,000,000.00	0.00	25,000,000.00
58027	Maturity	89233GNU6	TOYCC 0.000 01/28/2025	100.00000	01/28/2025	01/28/2025	50,000,000.00	50,000,000.00	0.00	50,000,000.00
57929	Maturity	62479LNV3	MUFGBK 0.000 01/29/2025	100.00000	01/29/2025	01/29/2025	50,000,000.00	50,000,000.00	0.00	50,000,000.00
46989	Maturity	912828Z52	T 1.375 01/31/2025	100.00000	01/31/2025	01/31/2025	50,000,000.00	50,000,000.00	0.00	50,000,000.00
47011	Maturity	912828Z52	T 1.375 01/31/2025	100.00000	01/31/2025	01/31/2025	50,000,000.00	50,000,000.00	0.00	50,000,000.00
Activity Total							908,374,000.00	908,374,000.00	0.00	908,374,000.00

## Interest Received Pooled Fund

For month ended January 31, 2025							
Accounting ID	Transaction Type	Cusip	Description	Date Posted	Interest Received	Purchased Interest Adjustment	Net Interest
57898	Interest Income	13606KZ66	CIBCNY 5.400 01/02/2025	01/02/2025	2,047,500.00		2,047,500.00
57899	Interest Income	89115DK21	TDNY 5.400 01/02/2025	01/02/2025	2,047,500.00		2,047,500.00
58394	Interest Income	3133ERVR9	FFCB 3.500 07/01/2027	01/02/2025	486,597.22		486,597.22
58053	Interest Income	PPGO10LI6	BKSANF 5.350 01/06/2025	01/06/2025	270,472.23		270,472.23
47277	Interest Income	3133ENKS8	FFCB 1.125 01/06/2025	01/06/2025	112,500.00		112,500.00
47278	Interest Income	3133ENKS8	FFCB 1.125 01/06/2025	01/06/2025	140,625.00		140,625.00
47279	Interest Income	3133ENKS8	FFCB 1.125 01/06/2025	01/06/2025	140,625.00		140,625.00
58414	Interest Income	3133ERWR8	FFCB 3.500 01/07/2027	01/07/2025	109,375.00	1,215.28	108,159.72
47021	Interest Income	3135G0X24	FNMA 1.625 01/07/2025	01/07/2025	317,362.50		317,362.50
58063	Interest Income	3133ERKM2	FFCB 4.500 07/08/2027	01/08/2025	562,500.00	3,125.00	559,375.00
58072	Interest Income	3133ERKM2	FFCB 4.500 07/08/2027	01/08/2025	562,500.00	6,250.00	556,250.00
57735	Interest Income	3133EPVP7	FFCB 4.750 07/08/2026	01/08/2025	451,250.00		451,250.00
57736	Interest Income	3133EPVP7	FFCB 4.750 07/08/2026	01/08/2025	237,500.00		237,500.00
57737	Interest Income	3133EPVP7	FFCB 4.750 07/08/2026	01/08/2025	498,750.00		498,750.00
58078	Interest Income	3134H16K4	FHLMC 5.380 07/09/2029	01/09/2025	646,347.22		646,347.22
58079	Interest Income	3134H16K4	FHLMC 5.380 07/09/2029	01/09/2025	1,680,502.78		1,680,502.78
58080	Interest Income	3134H16K4	FHLMC 5.380 07/09/2029	01/09/2025	646,347.22		646,347.22
47499	Interest Income	3133ENZ37	FFCB 4.875 01/10/2025	01/10/2025	487,500.00		487,500.00
47500	Interest Income	3133ENZ37	FFCB 4.875 01/10/2025	01/10/2025	243,750.00		243,750.00
47501	Interest Income	3133ENZ37	FFCB 4.875 01/10/2025	01/10/2025	487,500.00		487,500.00
58077	Interest Income	3133ERKX8	FFCB 4.250 07/12/2029	01/13/2025	425,000.00		425,000.00
58088	Interest Income	PPGICJO02	BRIDGE 5.330 01/13/2025	01/13/2025	268,730.01		268,730.01
47125	Interest Income	3130ANNM8	FHLB 1.050 07/13/2026	01/13/2025	131,250.00		131,250.00
47126	Interest Income	3130ANNM8	FHLB 1.050 07/13/2026	01/13/2025	131,250.00		131,250.00
47127	Interest Income	3130ANNM8	FHLB 1.050 07/13/2026	01/13/2025	131,250.00		131,250.00
47128	Interest Income	3130ANNM8	FHLB 1.050 07/13/2026	01/13/2025	131,250.00		131,250.00
57567	Interest Income	3133EN6A3	FFCB 4.000 01/13/2026	01/13/2025	600,000.00		600,000.00
57568	Interest Income	3133EN6A3	FFCB 4.000 01/13/2026	01/13/2025	400,000.00		400,000.00
47271	Interest Income	3130AQJ95	FHLB 1.645 12/14/2026	01/14/2025	205,625.00		205,625.00
47272	Interest Income	3130AQJ95	FHLB 1.645 12/14/2026	01/14/2025	205,625.00		205,625.00
47273	Interest Income	3130AQJ95	FHLB 1.645 12/14/2026	01/14/2025	205,625.00		205,625.00
47274	Interest Income	3130AQJ95	FHLB 1.645 12/14/2026	01/14/2025	205,625.00		205,625.00
57840	Interest Income	3130AYPN0	FHLB 4.125 01/15/2027	01/15/2025	247,500.00		247,500.00
57841	Interest Income	3130AYPN0	FHLB 4.125 01/15/2027	01/15/2025	515,625.00		515,625.00
57842	Interest Income	3130AYPN0	FHLB 4.125 01/15/2027	01/15/2025	605,343.75		605,343.75
57843	Interest Income	3130AYPN0	FHLB 4.125 01/15/2027	01/15/2025	1,031,250.00		1,031,250.00
57878	Interest Income	459058HT3	IBRD 1.626 01/15/2025	01/15/2025	238,322.82		238,322.82
58131	Interest Income	91324PFF4	UNH 4.750 07/15/2026	01/15/2025	336,458.33		336,458.33
58320	Interest Income	24422EXV6	DE 4.200 07/15/2027	01/15/2025	150,500.00		150,500.00
47024	Interest Income	4581X0CM8	IADB 2.125 01/15/2025	01/15/2025	1,062,500.00		1,062,500.00
47193	Interest Income	4581X0DN5	IADB 0.625 07/15/2025	01/15/2025	90,312.50		90,312.50
58116	Interest Income	3133ERMB4	FFCB 4.250 07/23/2027	01/23/2025	212,500.00		212,500.00
58117	Interest Income	3133ERMB4	FFCB 4.250 07/23/2027	01/23/2025	318,750.00		318,750.00
57836	Interest Income	3133EPX91	FFCB 4.125 01/25/2027	01/27/2025	1,031,250.00		1,031,250.00
57837	Interest Income	3133EPX91	FFCB 4.125 01/25/2027	01/27/2025	515,625.00		515,625.00
57838	Interest Income	3133EPX91	FFCB 4.125 01/25/2027	01/27/2025	206,250.00		206,250.00
57839	Interest Income	3133EPX91	FFCB 4.125 01/25/2027	01/27/2025	103,125.00		103,125.00
57886	Interest Income	3130B0MZ9	FHLB 5.100 01/27/2025	01/27/2025	1,955,000.00		1,955,000.00

## Interest Received Pooled Fund

Accounting ID	Transaction Type	Cusip	Description	Date Posted	Interest Received	Purchased Interest Adjustment	Net Interest
47118	Interest Income	3130ANMP2	FHLB 1.070 07/27/2026	01/27/2025	133,750.00		133,750.00
47119	Interest Income	3130ANMP2	FHLB 1.070 07/27/2026	01/27/2025	133,750.00		133,750.00
47120	Interest Income	3130ANMP2	FHLB 1.070 07/27/2026	01/27/2025	133,750.00		133,750.00
47121	Interest Income	3130ANMP2	FHLB 1.070 07/27/2026	01/27/2025	133,750.00		133,750.00
57576	Interest Income	45950VRU2	IFC 4.023 01/26/2026	01/27/2025	4,023,000.00		4,023,000.00
57835	Interest Income	3133EPX91	FFCB 4.125 01/25/2027	01/27/2025	721,875.00		721,875.00
57933	Interest Income	78015JQ34	RY 5.450 01/28/2025	01/28/2025	1,002,951.40		1,002,951.40
57772	Interest Income	3133EPZY4	FFCB 5.000 07/30/2026	01/30/2025	625,000.00		625,000.00
57773	Interest Income	3133EPZY4	FFCB 5.000 07/30/2026	01/30/2025	75,000.00		75,000.00
57774	Interest Income	3133EPZY4	FFCB 5.000 07/30/2026	01/30/2025	240,375.00		240,375.00
57775	Interest Income	3133EPZY4	FFCB 5.000 07/30/2026	01/30/2025	400,000.00		400,000.00
58400	Interest Income	91282CLC3	T 4.000 07/31/2029	01/31/2025	1,000,000.00	336,956.52	663,043.48
58406	Interest Income	91282CLC3	T 4.000 07/31/2029	01/31/2025	1,300,000.00	480,434.78	819,565.22
58413	Interest Income	91282CJW2	T 4.000 01/31/2029	01/31/2025	1,300,000.00	487,500.00	812,500.00
46989	Interest Income	912828Z52	T 1.375 01/31/2025	01/31/2025	343,750.00		343,750.00
58431	Interest Income	91282CLC3	T 4.000 07/31/2029	01/31/2025	1,000,000.00	461,956.52	538,043.48
47011	Interest Income	912828Z52	T 1.375 01/31/2025	01/31/2025	343,750.00		343,750.00
47110	Interest Income	91282CAB7	T 0.250 07/31/2025	01/31/2025	62,500.00		62,500.00
47114	Interest Income	91282CAB7	T 0.250 07/31/2025	01/31/2025	62,500.00		62,500.00
			Activity Total		36,874,247.98	1,777,438.10	35,096,809.88

## Money Market / Secured Bank Deposit Activity Pooled Fund

For month ended January 31, 2025				
Accounting ID	Description	Activity Date	Transaction Type	Transaction Amount
09248U718	BlackRock Liquidity Funds T-Fund	01/31/2025	Interest Received	50,695.88
	<b>Activity Total</b>			<b>50,695.88</b>
31607A703	Fidelity Govt Portfolio	01/02/2025	Deposit	52,000,000.00
31607A703	Fidelity Govt Portfolio	01/08/2025	Withdrawal	( 30,000,000.00)
31607A703	Fidelity Govt Portfolio	01/09/2025	Deposit	44,000,000.00
31607A703	Fidelity Govt Portfolio	01/13/2025	Withdrawal	( 140,000,000.00)
31607A703	Fidelity Govt Portfolio	01/14/2025	Withdrawal	( 10,000,000.00)
31607A703	Fidelity Govt Portfolio	01/22/2025	Withdrawal	( 15,000,000.00)
31607A703	Fidelity Govt Portfolio	01/23/2025	Withdrawal	( 5,000,000.00)
31607A703	Fidelity Govt Portfolio	01/27/2025	Withdrawal	( 40,000,000.00)
31607A703	Fidelity Govt Portfolio	01/30/2025	Deposit	180,000,000.00
31607A703	Fidelity Govt Portfolio	01/31/2025	Interest Received	1,243,873.22
	<b>Activity Total</b>			<b>37,243,873.22</b>
608919718	Federated Hermes Govt Obligations	01/03/2025	Withdrawal	( 20,000,000.00)
608919718	Federated Hermes Govt Obligations	01/06/2025	Withdrawal	( 65,000,000.00)
608919718	Federated Hermes Govt Obligations	01/08/2025	Withdrawal	( 70,000,000.00)
608919718	Federated Hermes Govt Obligations	01/30/2025	Deposit	175,000,000.00
608919718	Federated Hermes Govt Obligations	01/31/2025	Interest Received	203,760.66
	<b>Activity Total</b>			<b>20,203,760.66</b>
262006208	Dreyfus Government Cash Management	01/07/2025	Withdrawal	( 6,000,000.00)
262006208	Dreyfus Government Cash Management	01/31/2025	Interest Received	63,433.13
	<b>Activity Total</b>			<b>( 5,936,566.87)</b>
85749T517	State Street Institutional U.S. Govt	01/09/2025	Deposit	50,000,000.00
85749T517	State Street Institutional U.S. Govt	01/10/2025	Deposit	30,000,000.00
85749T517	State Street Institutional U.S. Govt	01/15/2025	Deposit	50,000,000.00
85749T517	State Street Institutional U.S. Govt	01/16/2025	Deposit	20,000,000.00
85749T517	State Street Institutional U.S. Govt	01/17/2025	Withdrawal	( 70,000,000.00)
85749T517	State Street Institutional U.S. Govt	01/24/2025	Deposit	95,000,000.00
85749T517	State Street Institutional U.S. Govt	01/28/2025	Withdrawal	( 12,000,000.00)
85749T517	State Street Institutional U.S. Govt	01/29/2025	Withdrawal	( 56,000,000.00)
85749T517	State Street Institutional U.S. Govt	01/30/2025	Deposit	180,000,000.00
85749T517	State Street Institutional U.S. Govt	01/31/2025	Interest Received	1,968,380.88
	<b>Activity Total</b>			<b>288,968,380.88</b>
61747C319	Morgan Stanley Institutional Liquidity	01/31/2025	Interest Received	2,877,894.20
	<b>Activity Total</b>			<b>2,877,894.20</b>
0660P0999	Bank of America TTX INV Deposit Acct	01/31/2025	Interest Received	379,478.06
	<b>Activity Total</b>			<b>379,478.06</b>